



HAL
open science

Graph-based Hierarchical Video Cosegmentation

Franciele Rodrigues, Pedro Leal, Yukiko Kenmochi, Jean Cousty, Laurent Najman, Silvio Guimarães, Zenilton Patrocínio

► **To cite this version:**

Franciele Rodrigues, Pedro Leal, Yukiko Kenmochi, Jean Cousty, Laurent Najman, et al.. Graph-based Hierarchical Video Cosegmentation. 19th International Conference on Image Analysis and Processing, Sebastiano Battiato; Giovanni Gallo; Raimondo Schettini; Filippo Stanco, Sep 2017, Catania, Italy. 10.1007/978-3-319-68560-1_2 . hal-01548112

HAL Id: hal-01548112

<https://hal.science/hal-01548112>

Submitted on 27 Jun 2017

HAL is a multi-disciplinary open access archive for the deposit and dissemination of scientific research documents, whether they are published or not. The documents may come from teaching and research institutions in France or abroad, or from public or private research centers.

L'archive ouverte pluridisciplinaire **HAL**, est destinée au dépôt et à la diffusion de documents scientifiques de niveau recherche, publiés ou non, émanant des établissements d'enseignement et de recherche français ou étrangers, des laboratoires publics ou privés.

Graph-based Hierarchical Video Cosegmentation

Franciele Rodrigues^{1*}, Pedro Leal¹, Yukiko Kenmochi², Jean Cousty²,
Laurent Najman², Silvio Guimarães^{1,2*}, and Zenilton Patrocínio Jr^{1*}

¹ PUC Minas - ICEI - DCC - VIPLAB

francisbonfim@gmail.com, mr.pedro@outlook.com,
{sjamil,zenilton}@pucminas.br

² Université Paris-Est, LIGM, ESIEE Paris - CNRS

{y.kenmochi,j.cousty,l.najman}@esiee.fr

Abstract. The goal of video cosegmentation is to jointly extract the common foreground regions and/or objects from a set of videos. In this paper, we present an approach for video cosegmentation that uses graph-based hierarchical clustering as its basic component. Actually, in this work, video cosegmentation problem is transformed into a graph-based clustering problem in which a cluster represents a set of similar supervoxels belonging to the analyzed videos. Our graph-based Hierarchical Video Cosegmentation method (or HVC) is divided in two main parts: (i) supervoxel generation and (ii) supervoxel correlation. The former explores only intra-video similarities, while the latter seeks to determine relationships between supervoxels belonging to the same video or to distinct videos. Experimental results provide comparison between HVC and other methods from the literature on two well known datasets, showing that HVC is a competitive one. HVC outperforms on average all the compared methods for one dataset; and it was the second best for the other one. Actually, HVC is able to produce good quality results without being too computational expensive, taking less than 50% of the time spent by any other approach.

Keywords: Graph-based segmentation, video cosegmentation, hierarchical clustering.

1 Introduction

The goal of video cosegmentation is to jointly extract the common foreground regions and/or objects from a set of videos. The video cosegmentation can be considered weakly supervised [7], since the presence of common foreground regions and/or objects in multiple videos provides some indication that is not available to the unsupervised problem of segmentation for a single video. That additional information may help, but it may not be enough to reduce the ambiguity in video cosegmentation of general content, due to the presence of multiple foreground regions and/or objects with low contrast to the background.

* The authors are grateful to FAPEMIG (PPM-00006-16), CNPq (Grant 421521/2016-3), PUC Minas and CAPES for the financial support to this work.

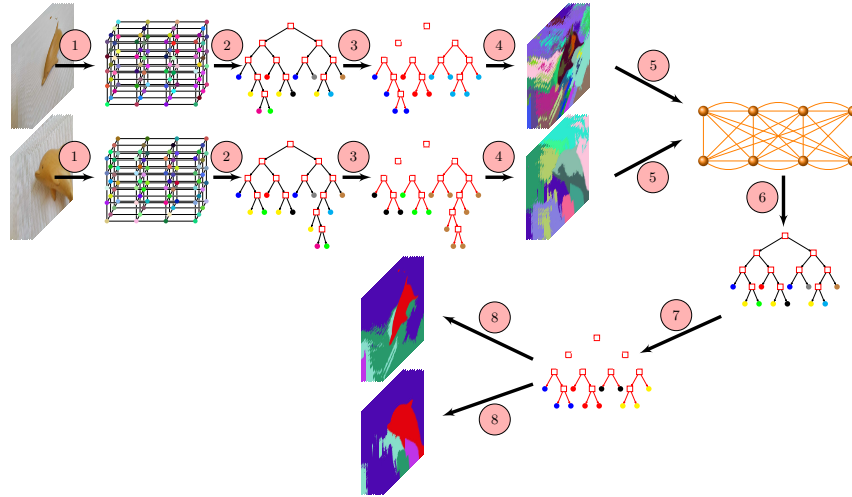


Fig. 1. Outline of our method: each video is transformed into a video graph (step 1); a hierarchy is computed from each video graph (step 2); the identification of video segments (supervoxels) is made from each hierarchy (step 3); each set of supervoxels is described (step 4) and a single supervoxel graph is generated (step 5); another hierarchy is computed from supervoxel graph (step 6); a partition of supervoxel graph is obtained (step 7); and, finally, the identification of connected components is made (step 8).

In this paper, we present a novel approach for video cosegmentation that uses graph-based hierarchical clustering as its basic component. Our graph-based **Hierarchical Video Cosegmentation** method (HVC) presents two main technical contributions. The former is the adoption of a simple graph-based hierarchical clustering method as key component of the framework which respects two important principles of multi-scale set analysis, *i.e.*, *causality* and *location* principles [9]. Therefore, it is able to produce a set of video segments that are more homogeneous and whose borders are better defined using simple features to calculate dissimilarity measure between neighboring pixels and voxels (instead of several and expensive features which are very common in other approaches found in the literature). The second one is the removal of the need for parameter tuning and for the computation of a segmentation at finer levels, since it is possible to compute any level without computing the previous ones.

The few existing methods for video cosegmentation are all based on low-level features. In [11], the authors separated foreground and background regions through an iterative process based on feature matching among video frame regions and spatio-temporal tubes. The video cosegmentation method presented in [4] can extract multiple foreground objects by learning a global appearance model that connects segments of the same class. It also uses the Bag-of-Words (BoW) representation for multi-class video cosegmentation. While BoW provides more discriminative ability than basic color and texture features, they may be susceptible to appearance variations of foreground objects in different videos, due to factors such as pose change. In [15], the authors proposed a method

which employs the object proposal [5] as the basic element, and uses the regulated maximum weight clique method to select the corresponding nodes for video multi-class segmentation. Finally, in [7], the authors proposed a multi-state selection graph in which a node representing a video frame can take multiple labels that correspond to different objects (also based on object proposal [5]). In addition, they used an indicator matrix to handle foreground objects that are missing in some videos, and they also presented an iterative procedure to optimize an energy function along with that indicator matrix.

The paper is organized as follows. Section 2 presents concepts about graph-based hierarchical clustering used in this work. While Section 3 describes our method to cope with video cosegmentation problem, Section 4 presents experimental results of our approach together with a comparative analysis with others methods from the literature. Finally, we draw some conclusions in Section 5.

2 Graph-based hierarchical clustering

Following the seminal ideas proposed in [10], a hierarchy of partitions based on observation scales can be computed using a criterion for region-merging popularized by [6]. Moreover, it satisfies two important principles of multi-scale set analysis, *i.e.*, *causality* and *location* principles [9]. Namely, and in contrast with the approach presented in [6], the number of regions is decreasing when the scale parameter increases, and the contours do not move from one scale to another.

Thanks to that, one can compute the hierarchical observation scales for any graph, in which the adjacent graph regions are evaluated depending on the order of their merging in the fusion tree, *i.e.*, the order of merging between connected components on the minimum spanning tree (MST) of the original graph. Actually, one does not need to produce explicitly a hierarchy of partitions, since a weight map with observation scales can be used to infer the desired hierarchy, *e.g.*, by removing those edges whose weight is greater than a desired scale value. This map is a new edge-weighted tree created from MST in which each edge weight corresponds to the scale from which two adjacent regions connected by this edge are correctly merged, *i.e.*, there are no other sub-regions of these regions that might be merged before these two.

Following [10], for computing the weight map of observation scales, we consider the criterion for region-merging proposed in [6] which measures the evidence for a boundary between two regions by comparing two quantities: one based on intensity differences across the boundary, and the other based on intensity differences between neighboring pixels within each region. More precisely, in order to know whether two regions must be merged, two measures are considered. The *internal difference* $Int(X)$ of a region X is the highest edge weight among all the edges linking two vertices of X in MST. The *difference* $Diff(X, Y)$ between two neighboring regions X and Y is the smallest edge weight among all the edges that link X to Y . Then, two regions X and Y are merged when:

$$Diff(X, Y) \leq \min \left\{ Int(X) + \frac{\lambda}{|X|}, Int(Y) + \frac{\lambda}{|Y|} \right\} \quad (1)$$

in which λ is a parameter used to prevent the merging of large regions, *i.e.*, larger λ forces smaller regions to be merged.

The merging criterion defined by Eq. (1) depends on the scale λ at which the regions X and Y are observed. More precisely, let us consider the (*observation*) *scale* $S_Y(X)$ of X relative to Y as a measure based on the difference between X and Y , on the internal difference of X and on the size of X :

$$S_Y(X) = (\text{Diff}(X, Y) - \text{Int}(X)) \times |X|. \quad (2)$$

Then, the *scale* $S(X, Y)$ is simply defined as:

$$S(X, Y) = \max(S_Y(X), S_X(Y)). \quad (3)$$

Thanks to this notion of a scale, Eq. (1) can be written as:

$$\lambda \geq S(X, Y). \quad (4)$$

The core of [10] is the identification of the smallest scale value that can be used to merge the largest region to another one while guaranteeing that the internal differences of these merged regions are greater than the value calculated for smaller scales. The hierarchization of this principle has been successfully applied to several tasks: image segmentation [10], video segmentation [13, 14, 12], and video summarization [3]. In next section, we present our proposal to extend its application to the video cosegmentation problem.

3 Proposed Method

In this work, video cosegmentation problem is transformed into a graph-based clustering task in which a cluster (or connected component of the graph), computed from a graph partition, represents a set of similar supervoxels belonging to the analyzed videos. In order to do that, our proposed method, named HVC, is divided in two main parts: (i) supervoxel generation; and (ii) supervoxel correlation. The former explores only intra-video similarities, while the latter seeks to determine relationships between supervoxels belonging to the same video (intra-video similarity) or to distinct videos (inter-video similarity).

Fig. 1 illustrates the steps of HVC method. First, each video is transformed into a video graph (step 1). Then, to explore the intra-video similarity, a hierarchy is computed from each video graph (step 2) and the identification of video segments (supervoxels) is made from each hierarchy (step 3). For each video, its set of supervoxels is described (step 4) and a single supervoxel graph is generated (step 5) containing all supervoxels from every video, in order to analyze both intra and inter-video similarities. Again, another hierarchy is computed from supervoxel graph (step 6) and a partition of supervoxel graph is obtained (step 7). And, finally, the identification of connected components (*i.e.*, “cosegments”) is made (step 8).

An example of HVC results can be seen in Fig. 2 for both parts: supervoxels generation and correlation. The first part – supervoxel generation (steps 1 to 3) –




Fig. 2. HVC results for two videos with the same pair of vases. First row presents some samples of the original video frames. Video segments are illustrated at the second line (*i.e.*, pixels with the same color belong to the same supervoxel); and, finally, cosegmentation results are presented at the third line (*i.e.*, the same color is adopted to present pixels from common regions between videos).

adopts a hierarchical video segmentation (very similar to HOScale method proposed in [13, 14]) that helps producing supervoxels that are more homogeneous and whose borders are better defined (HOScale exhibits high values for 3D segmentation accuracy and boundary recall and a low undersegmentation error [13, 14]). The second part – supervoxels correlation (steps 4 to 8) – also utilizes a graph-based hierarchical clustering method based on [10], but applied to a complete graph generated from video segments obtained before. This removes the need for parameter tuning, resulting in a method that is not dependent on the hierarchical level, and consequently, making possible to compute any level without computing the previous ones [10]. Moreover, this is done using simple features to calculate dissimilarity measure between neighboring pixels and voxels (more details are given in Section 4).

The method HVC depends on: (i) the dissimilarity measure used in video graphs; (ii) the minimum size of a video segments (min_{vs}); (iii) the number of those segments (n_{vs}) per video; (iv) the dissimilarity measure used in supervoxel graph; (v) the minimum size of connected component (min_{cc}) for eliminating outliers during supervoxel clustering step; and (vi) the number of connected components (n_{cc}) used for obtaining a video cosegmentation.

4 Experiments

In order to evaluate our proposed method HVC, we used two well-known datasets: (i) ObMiC [7, 8]; and (ii) MOVICS [4]. ObMiC dataset [7, 8] is composed of four sets of video pairs each with two foreground objects in common, and the *ground truth* is manually labeled for each frame. MOVICS dataset [4] contains four video sets with 11 videos in total, and five frames of each video are labeled with *ground truth* at the pixel level.

During supervoxel generation, video graphs are the ones induced by the 26-adjacency pixel relationship, in which edge weights are calculated by a simple color gradient computed using the Euclidean distance in *Lab* color space, and we set n_{vs} to 100, 200, 300, 400, and 500. The supervoxel graph is generated

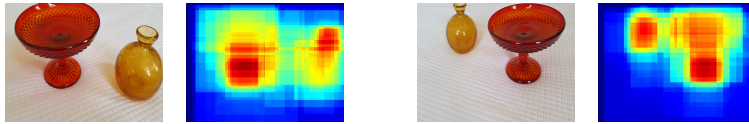


Fig. 3. Examples of heatmaps generated from *objectness measure*.

as a complete graph, combining every possible number of video segments. In order to improve the strength of the relationship between supervoxels related to objects (or foreground regions) belonging to the same video (*i.e.*, intra-video similarity) an *objectness measure* (*i.e.*, a value which reflects how likely an image window covers an object of any category [1]) was used. The average value of *objectness* for every supervoxel was computed from the *objectness* values from its pixels. Following [1], to calculate the *objectness* value for a pixel p , the *objectness measure* was applied to 1,000 random windows for each video frame and the measure obtained for each window is added if it contains the pixel p . Actually, we adopted a normalized version of that *objectness measure* per pixel, called *heatmap*, in which pixels values are rescaled to $[0, 1]$ and used to produced a pseudo-colored image where areas with high probability of containing an object are shown in red, while dark blue indicates the absence of any object (see Fig. 3). Finally, n_{cc} is set to 5%, 10%, 15%, 20%, and 25% of the total number of nodes of the supervoxel graph.

We have compared our method HVC against two cosegmentation methods from the literature³: (i) Regulated Maximum Weight Cliques (RMWC) [15]; and (ii) Multi-state Selection Graph (MSG) [7]. Differently from [7], the used MSG implementation does not have any post-processing, since the available code does not have any pixel-level refinement step in it. This allows a much fair comparison among different approaches because we can focus on the actual results generated by the cosegmentation methods (instead of considering improvements from post-processing steps that may be applied to the results of any approach).

To assess the quality of obtained cosegmentation results, we adopted two metrics (similar to [7]) to evaluate accuracy and error rate: (i) the *average Intersection-over-Union* (IoU); and (ii) the average per-frame pixel error (pFPE), respectively. We present IoU and pFPE scores that are optimal considering a constant scale parameter for the whole database (ODS) and a scale parameter varying for each video (OVS) (analogously to [2]). Thus, HVC_D and HVC_V stand for the results of HVC with a constant scale parameter for the whole database (ODS) and a scale parameter varying for each video (OVS), respectively.

Table 1 presents accuracy results on both datasets. The method HVC_V outperforms on average RMWC for both datasets (for MOVICS dataset, the difference in average accuracy is only 1%). The performance of MSG is very poor on MOVICS dataset, but it has presented an average accuracy 5% greater than HVC_V on ObMiC dataset. As one can see in Fig. 4, good accuracy results are re-

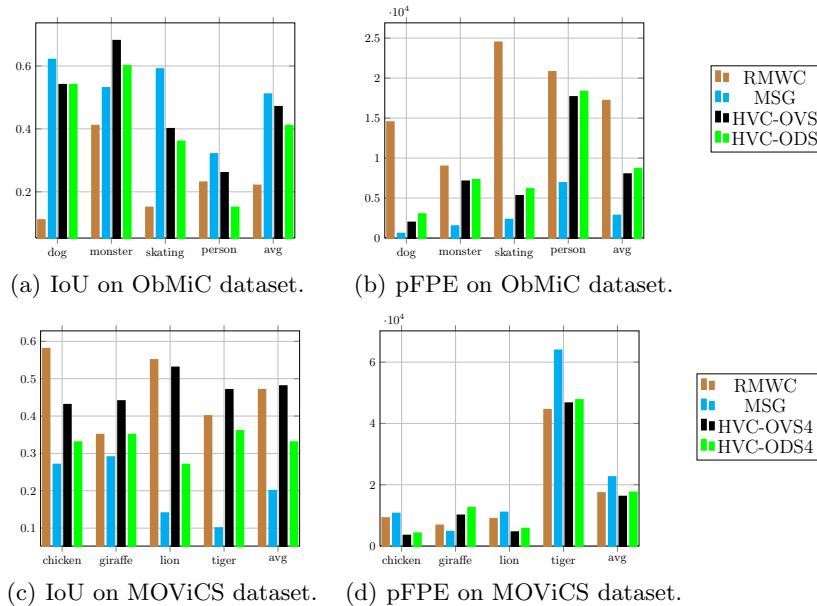
³ RMWC is available at <http://www.dromston.com/projects/video-object-cosegmentation.php> and MSG could be found at <http://hzfu.github.io/proj-video-coseg.html>

Table 1. Accuracy results for different methods on ObMiC and MOViCS datasets.

(a) ObMiC dataset					(b) MOViCS dataset				
Video class	RMWC	MSG	HVC _V	HVC _D	Video class	RMWC	MSG	HVC _V	HVC _D
<i>Dog</i>	0.11	0.62	0.54	0.54	<i>Chicken</i>	0.58	0.27	0.43	0.33
<i>Monster</i>	0.41	0.53	0.65	0.55	<i>Giraffe</i>	0.35	0.29	0.44	0.35
<i>Skating</i>	0.15	0.59	0.40	0.22	<i>Lion</i>	0.55	0.14	0.53	0.27
<i>Person</i>	0.23	0.32	0.26	0.22	<i>Tiger</i>	0.40	0.10	0.47	0.36
Average	0.22	0.51	0.46	0.38	Average	0.47	0.20	0.48	0.33

lated to low values of pFPE. Actually, MSG method presented the lowest pFPE value on average for ObMiC dataset and the highest one for MOViCS dataset, which could explain its good results for the former and poor performance for the latter (*e.g.*, see the results for video class *Tiger* on MOViCS dataset).

In order to assess qualitatively the obtained cosegmentation results, some examples for different approaches on ObMiC dataset are shown in Fig. 5. Results are presented for two videos from each class, along with the original video frames and the expected results (*i.e.*, *ground truth*). For video class *Dog*, RMWC results were very poor, while MSG and HVC produced similar results (with a little advantage for MSG method). The same pattern can be observed for video class *Skating* (but in this case MSG method was even better). For video class *Monster*, both RMWC and MSG methods have failed to identify one of the expected objects. Moreover, MSG method has assigned an instance of those objects from the

**Fig. 4.** Accuracy and error on the ObMiC and MOViCS dataset for different methods.




Fig. 5. Cosegmentation results on ObMiC dataset. From top to bottom: original video frames, *ground truth*, RMWC [15], MSG [7], and our proposed method HVC.

first video to a different one in the second video. Finally, for video class *Person*, HVC was able to identify both persons (without the heads), while RMWC and MSG have continued failing in identifying one of them. This is similar to what happened for class *Monster*, except that in this case an object instance from the first video was divided and assigned to distinct parts of the same object (by RMWC) or to segments belonging to two different objects (by MSG).

Similarly, some results produced by different approaches on MOVICS dataset are shown in Fig. 6. As before, results are presented for each class, along with the original video frames and the expected results (*i.e.*, *ground truth*), but some classes have more than two results since they have more videos (03 for class *Tiger* and 04 for class *Lion*). For classes *Chicken* and *Lion*, RMWC has shown the best results followed closely by HVC method, while MSG results were very poor (it has divided some objects and has also considered some similar object instances as distinct). Finally, for classes *Giraffe* and *Tiger*, the opposite oc-




Fig. 6. Cosegmentation results on MOVICS dataset. From top to bottom: original video frames, *ground truth*, RMWC [15], MSG [7], and our proposed method HVC.

curred: HVC presented best results followed by RMWC (while MSG showed some improvement only for class *Giraffe*).

It is worth to mention that, for the class *Dog*, the proposed method HVC was not able to relate any segment of the second video to anyone belonging to the first one. This problem probably occurs due to the low differences between color averages of regions belonging to the same video. The same problem has also happened with RMWC (see the third video of the class *Tiger*).

Table 2. Time spent for different methods on ObMiC and MOVICS datasets.

Method	ObMiC dataset		MOVICS dataset	
	Total	Avg. per Frame	Total	Avg. per Frame
RMWC	14h28m25s	04m13s	128h24h50	14m59s
MSG	20h24m36s	05m57s	76h40h12	08m57s
HVC	06h33m10s	01m55s	34h04h11	03m59s

Finally, HVC method is able to obtain very good results on both datasets using only a small amount of time. Table 2 presents total and average (per frame) time spent for tested methods on both datasets. For ObMiC dataset, HVC spent only 45.5% and 32.2% of the time spent on average by RMWC and MSG, respectively; while it spent on average 26.6% and 44.5% of the time spent by RMVC and MSG, respectively, for MOVICS dataset. The method MSG outperforms HVC on ObMiC dataset, but since it uses a great number of (computational expensive) features it took 211% more time to obtain the its results.

5 Conclusion

In this paper, we present a novel approach for video cosegmentation that uses graph-based hierarchical clustering as its basic component. Our method HVC presents two main technical contributions. The former is the adoption of a simple graph-based hierarchical clustering method as key component of the framework which respects two important principles of multi-scale set analysis, *i.e.*, *causality* and *location* principles [9]. Therefore, it is able to produce a set of video segments that are more homogeneous and whose borders are better defined using simple features to calculate dissimilarity measure between neighboring pixels and voxels (instead of several and expensive features which are very common in other approaches found in the literature). The second one is the removal of the need for parameter tuning and for the computation of a segmentation at finer levels, since it is possible to compute any level without computing the previous ones.

In this work, video cosegmentation problem is transformed into a graph-based clustering task in which a cluster (or connected component of the graph), computed from a graph partition, represents a set of similar supervoxels belonging to the analyzed videos. Our proposed method HVC is divided in two main parts: (i) supervoxel generation; and (ii) supervoxel correlation. The former explores only intra-video similarities, while the latter seeks to determine relationships between supervoxels belonging to the same video (intra-video similarity) or to distinct videos (inter-video similarity). Moreover, HVC uses simple features to calculate dissimilarity measure between neighboring pixels and voxels.

Experimental results provide quantitative and qualitative comparison involving new approach and other methods from the literature on two well known datasets, showing that HVC is a competitive approach. Concerning quality measures, HVC outperforms on average both tested methods for one dataset; and it presents on average an accuracy of 5% less than the best method for the other dataset. In spite of that, HVC method represents an attractive approach which is able to produce good quality results without being too computational expensive. When compared to the other methods, it took less than 50% of the time spent by any other approach.

In order to improve and better understand our results, further works involve inclusion of new features and automatic identification of the number of connected components; and also the application to another datasets.

References

1. Alexe, B., Deselaers, T., Ferrari, V.: Measuring the objectness of image windows. *IEEE Transactions on Pattern Analysis and Machine Intelligence* 34(11), 2189–2202 (2012)
2. Arbelaez, P., Maire, M., Fowlkes, C., Malik, J.: Contour detection and hierarchical image segmentation. *IEEE Transactions on Pattern Analysis and Machine Intelligence* 33, 898–916 (2011)
3. Belo, L., Caetano, C., Patrocínio Jr., Z.K.G., Guimarães, S.J.F.: Summarizing video sequence using a graph-based hierarchical approach. *Neurocomputing* 173(3), 1001–1016 (2016)
4. Chiu, W.C., Fritz, M.: Multi-class video co-segmentation with a generative multi-video model. In: *IEEE Conference on Computer Vision and Pattern Recognition (CVPR)*. pp. 321–328 (2013)
5. Endres, I., Hoiem, D.: Category independent object proposals. In: *11th European Conference on Computer Vision (ECCV)*. pp. 575–588 (2010)
6. Felzenszwalb, P.F., Huttenlocher, D.P.: Efficient graph-based image segmentation. *International Journal of Computer Vision* 59(2), 167–181 (2004)
7. Fu, H., Xu, D., Zhang, B., Lin, S., Ward, R.K.: Object-based multiple foreground video co-segmentation via multi-state selection graph. *IEEE Transactions on Image Processing* 24(11), 3415–3424 (2015)
8. Fu, H., Xu, D., Zhang, B., Lin, S.: Object-based multiple foreground video co-segmentation. In: *IEEE Conference on Computer Vision and Pattern Recognition (CVPR)*. pp. 3166–3173 (2014)
9. Guigues, L., Cocquerez, J.P., Le Men, H.: Scale-sets image analysis. *International Journal of Computer Vision* 68(3), 289–317 (2006)
10. Guimarães, S.J.F., Cousty, J., Kenmochi, Y., Najman, L.: A hierarchical image segmentation algorithm based on an observation scale. In: *SSPR/SPR*. pp. 116–125 (2012)
11. Rubio, J.C., Serrat, J., López, A.: Video co-segmentation. In: *11th Asian Conference on Computer Vision (ACCV)*. pp. 13–24 (2013)
12. Souza, K.J.F., Araújo, A.A., Guimarães, S.J.F., Patrocínio Jr., Z.K.G., Cord, M.: Streaming graph-based hierarchical video segmentation by a simple label propagation. In: *26th Conference on Graphics, Patterns and Images (SIBGRAPI)*. pp. 119–125 (2015)
13. Souza, K.J.F., Araújo, A.A., Patrocínio Jr., Z.K.G., Cousty, J., Najman, L., Kenmochi, Y., Guimarães, S.J.F.: Hierarchical video segmentation using an observation scale. In: *25th Conference on Graphics, Patterns and Images (SIBGRAPI)*. pp. 320–327 (2013)
14. Souza, K.J.F., Araújo, A.A., Patrocínio Jr., Z.K.G., Guimarães, S.J.F.: Graph-based hierarchical video segmentation based on a simple dissimilarity measure. *Pattern Recognition Letters* 47, 85–92 (2014)
15. Zhang, D., Javed, O., Shah, M.: Video object co-segmentation by regulated maximum weight cliques. In: *13th European Conference on Computer Vision (ECCV)*. pp. 551–566 (2014)