



HAL
open science

Advances in the synthesis of α -quaternary α -ethynyl α -amino acids

Thibaut Boibessot, David Béniméris, Patrick Meffre, Zohra Benfodda

► **To cite this version:**

Thibaut Boibessot, David Béniméris, Patrick Meffre, Zohra Benfodda. Advances in the synthesis of α -quaternary α -ethynyl α -amino acids. *Amino Acids*, 2016, 48 (9), pp.2081-2101. 10.1007/s00726-016-2276-2 . hal-01540958

HAL Id: hal-01540958

<https://hal.science/hal-01540958v1>

Submitted on 19 Jun 2017

HAL is a multi-disciplinary open access archive for the deposit and dissemination of scientific research documents, whether they are published or not. The documents may come from teaching and research institutions in France or abroad, or from public or private research centers.

L'archive ouverte pluridisciplinaire **HAL**, est destinée au dépôt et à la diffusion de documents scientifiques de niveau recherche, publiés ou non, émanant des établissements d'enseignement et de recherche français ou étrangers, des laboratoires publics ou privés.



Distributed under a Creative Commons Attribution - NonCommercial - NoDerivatives 4.0
International License

Advances in the synthesis of α -quaternary α -ethynyl α -amino acids

Thibaut Boibessot¹ · David Béniméris¹ · Patrick Meffre¹ · Zohra Benfodda¹

Abstract α -Quaternary α -ethynyl α -amino acids are an important class of non-proteinogenic amino acids that play an important role in the development of peptides and peptidomimetics as therapeutic agents and in the inhibition of enzyme activities. This review provides an overview of the literature concerning synthesis and applications of α -quaternary α -ethynyl α -amino acids covering the period from 1977 to 2015.

Keywords α -Quaternary α -ethynyl α -amino acids · Quaternary amino acid · Unsaturated amino acid

Introduction

Amino acids and their derivatives play a central role in the design of life. The relevance of the 20 proteinogenic L-amino acids as building blocks in peptides and proteins is self-evident, but the class of quaternary α -amino acids also called α,α -disubstituted amino acids has attracted the interest of organic chemists due to their biological importance. They play a crucial role in the development of peptides and peptidomimetics as therapeutic agents (Avenoza et al. 2001, 2003; Cativiela and Díaz-de-Villegas 1998, 2000, 2007; Hruby et al. 1997; Olma et al. 2012; Sawyer 1997). Thus, quaternary α -amino acid residues such as α -aminoisobutyric

acid and isovaline are present in peptaibol and peptaibiotics which constitute a family of peptide antibiotics of fungal origin. Peptaibiotic could destabilize the membrane by formation of pores in the bilayer membrane (Degenkolb et al. 2003, 2006). The additional alkyl substituent could inhibit the free rotation of the peptide backbone leading to unique folding when incorporated into peptides. They can restrict the conformational freedom of the peptides and provide key information concerning the conformation responsible for biological recognition (Tanaka 2007; Venkatraman et al. 2001).

Moreover, peptides containing α,α -disubstituted amino acid residues also tend to have an increased hydrophobicity, as well as an increased stability toward both chemical (O'Connor and Liu 2003; Polinelli et al. 1992) and enzymatic degradations (Almond et al. 1962; Khosla et al. 1981). Therefore, the demand for efficient sources of unusual amino acids useful for the high-throughput synthesis of customized peptides is of crucial interest to date (Hughes 2009).

In this field, unsaturated α -amino acids have turned out to be especially important building blocks for incorporation in the protein structure due to the diverse reactivities of the multiple bonds and their ability to introduce biologically active functionalities (Berkowitz et al. 2006; Rutjes and Schoemaker 1997). These compounds are often used in peptide chemistry to confer β -turn secondary structure to induce new properties (Duggan et al. 2005). Several unsaturated amino acids were used as enzyme inhibitors (Berkowitz et al. 2004; Keith et al. 1975; Metcalf and Jund 1977; Rando 1974, 1984; Tolman and Sedmera 1988), in particular β,γ -unsaturated amino acid derivatives. For example, α -vinyl glycine inhibits pyridoxal phosphate-dependant enzymes (Berkowitz et al. 2006; Danzin et al. 1981; Feng and Kirsch 2000; Maycock et al. 1979; Tendler

Handling Editor: J. D. Wade.

P. Meffre and Z. Benfodda jointly supervised this work.

✉ Zohra Benfodda
zohra.benfodda@unimes.fr

¹ Univ. Nimes, EA7352 CHROME, Rue du Dr G. Salan, 30021 Nimes Cedex 1, France

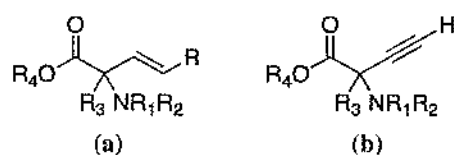


Fig. 1 Quaternary α -unsaturated amino acid derivatives. a Quaternary α -vinyl amino acids. b Quaternary α -ethynyl amino acids

et al. 1987) and α -ethynyl glycine is a suicide substrate for alanine racemase (Kuroda et al. 1980a, b; Meffre and Le Goffic 1996; Walsh 1979). Some unsaturated amino acids are constituents of antibiotic (Yonezawa et al. 2000) or markers, such as 2-amino-4-hexynoic acid (Sasaki et al. 1988).

Finally, unsaturated amino acids can be functionalized by various chemical processes such as Diels–Alder reactions (Kotha 2003; Kotha and Ghosh 2004), [2 + 2] cycloadditions (Avenozza et al. 2005), and catalytic transformations including hydroformylation (Ojima et al. 1995), metathesis (Biagini et al. 1998; Gardiner et al. 2004; Hassan and Brown 2010; Kaul et al. 2005; Nolen et al. 2003; Rutjes and Schoemaker, 1997), Heck (Collier et al. 2002; Crisp and Gebauer 1996; Gurjar and Talukdar 2002) or Suzuki–Miyaura cross-coupling reactions (Krebs et al. 2004).

Quaternary α -vinyl amino acids (Fig. 1a) have been reviewed as part of reports concerning quaternary α -amino acids (Berkowitz et al. 2001, 2004; Cativiela and Di'az-Villegas 1998, 2007).

This review will provide an overview of different syntheses of quaternary α -ethynyl amino acids (Fig. 1b) covering the literature from 1977 to 2015. Most of the compounds

are actually free or (N,O)-protected α -ethynyl derivatives of naturally occurring α -amino acids: phenylglycine, phenylalanine, α -ethynyl-3,4-dihydroxyphenylalanine (α -ethynyl-DOPA), alanine, glutamic acid, and ornithine.

Synthesis of α -ethynyl phenylglycine derivatives

Hata et al. (2011) described the synthesis of **7** which uses the nucleophilic addition of Grignard reagents to iminium salts generated from amino ketene silyl acetals (Fig. 2). Ethyl 2-(dibenzylamino)-2-phenylacetate **2** was prepared in two steps by α -bromination with ethyl 2-phenylacetate **1**, *N*-bromosuccinimide (NBS) and benzoyl peroxide followed by the substitution by dibenzylamine. Treatment of **2** with KHMDS followed by silylation led to amino ketene silyl acetal **3** in 48 % yield. The amino ester **7** was prepared in a one pot reaction starting from **3** in 82 % yield. Oxidation of **3** by *N,N*-dibromodimethylhydantoin (DBDMH) led to intermediate iminium salt **5** (not isolated), which was then immediately reacted with ethynylmagnesium bromide **6** and Lewis acid $\text{BF}_3 \cdot \text{OEt}_2$ to give the amino ester **7**.

A mechanism was proposed by the authors. The oxidation of amino ketene silyl acetal **3** gave α -bromoester **4**, and the BF_3 Lewis acid-induced elimination of the bromide ion led to the formation of the iminium salt **5** (Fig. 3).

Synthesis of α -ethynylphenylalanine derivatives

To the best of our knowledge, three methods for the synthesis of racemic α -ethynylphenylalanine backbone (as free or protected form) have been described in the literature.

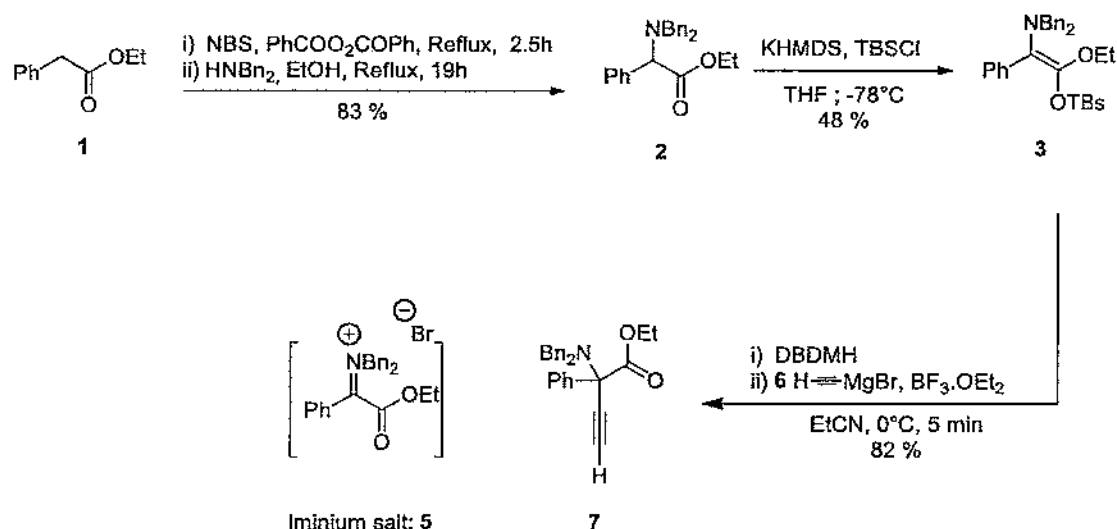


Fig. 2 Synthesis of the protected α -ethynylphenylglycine **7** (Hata et al. 2011)

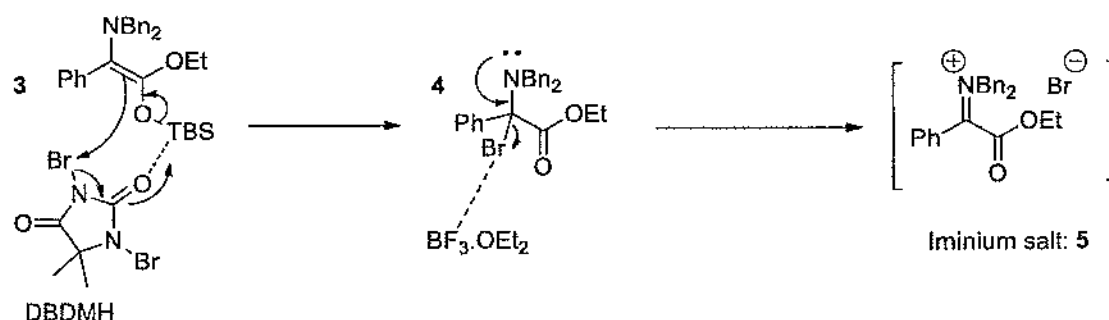
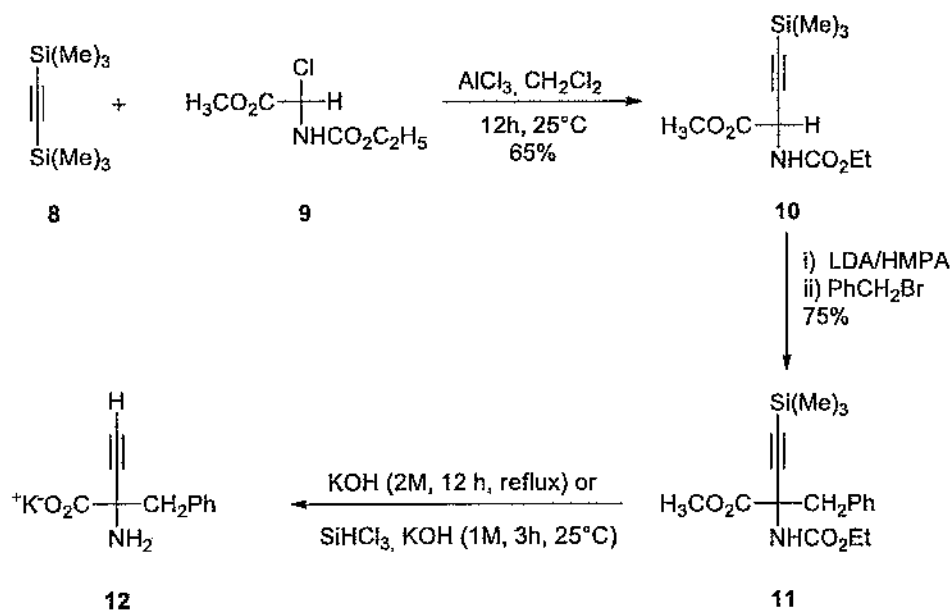


Fig. 3 Mechanism of compound 5

Fig. 4 Synthesis of α -ethynylphenylalanine 12 (Casara and Metcalf, 1978)

Casara and Metcalf claimed the synthesis of the fully protected α -ethynylphenylalanine 11 as well as the free amino acid starting from acetylenic glycinate derivative 10 (Casara and Metcalf 1978). Compound 10 is readily prepared by the amidoalkylation of bis-(trimethylsilyl)-acetylene 8 with the 2-chloro-*N*-carboethoxy glycinate 9, using Friedel-Crafts conditions (Newman 1973; Walton and Waugh 1972). The regioselective alkylation begins by deprotonation of 10 with an excess of lithium diisopropylamide in hexamethylphosphoramide (LDA/HMPA) at -70°C , followed by the addition of benzyl bromide in THF to give 11 in 75% yield after chromatography and recrystallization. Finally, α -ethynylphenylalanine 12 is synthesized by alkaline hydrolysis followed by ion exchange chromatography (Fig. 4). No experimental details or detailed analysis were described.

Mechanistic considerations suggest the use of 12 as potential enzyme-activated irreversible inhibitors of the corresponding α -amino acid decarboxylase.

More recent papers report the synthesis of racemic *N,O*-protected α -ethynylphenylalanine and show the interest and the difficulties to synthesize a β,γ -unsaturated α -alkyl amino acid (Fernández González et al. 2010; Finkbeiner et al. 2014).

Gonzalez et al. described the direct ethynylation of 2-nitro-3-phenyl propanoate 13 using the hypervalent iodine reagent ethynyl-1,2-benziodoxol-3(1H)-one (EBX) generated in situ from bench-stable trimethylsilyl-ethynyl-1,2-benziodoxol-3(1H)-one (TMS-EBX, 14) in the presence of tetrabutylammonium fluoride (TBAF) under mild conditions to give 15 (Fernández González et al. 2010). Reduction of the nitro group in 15 to hydroxylamine 16 was conducted using Zn dust/ NH_4Cl . The selective reduction of hydroxylamine 16 into the corresponding amine was possible using SmI_2 in THF/*t*BuOH. However, the purification of the free amine was difficult, but quenching the reaction with trifluoroacetic anhydride (TFAA) allowed

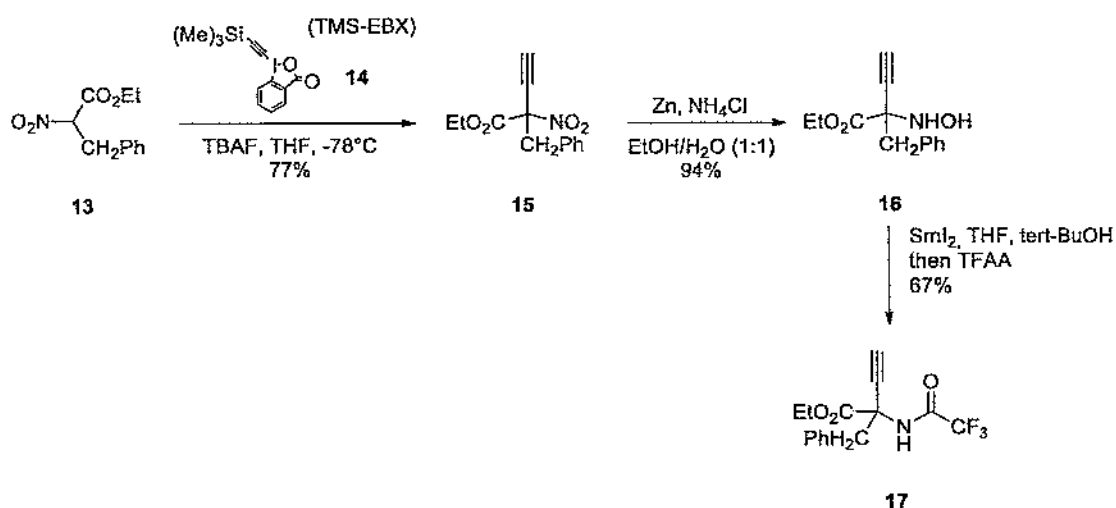


Fig. 5 Synthesis of the protected α -ethynylphenylalanine **17** (Fernández González et al., 2010)

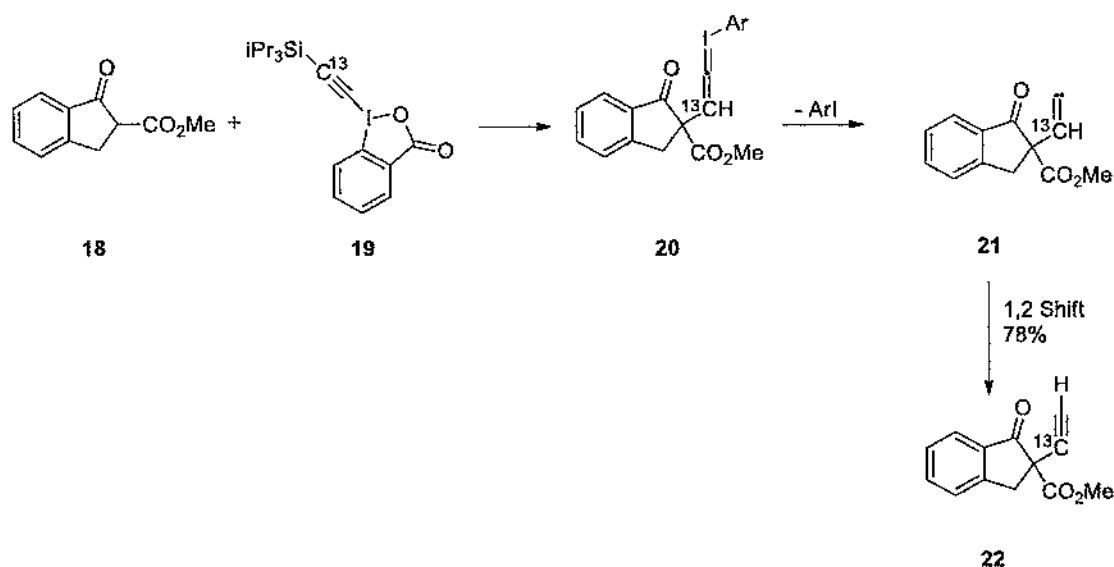


Fig. 6 Possible mechanisms for the ethynylation reaction and labeling experiment (Ar = phenyl-2-carboxylate) (Ochiai et al., 1990)

the isolation of the corresponding trifluoroamide **17** in 67 % yield (Fig. 5).

The mechanism envisaged by the authors for this reaction is a conjugate addition of enolate anion to the alkyne derivative, followed by an elimination and 1,2-hydride shift. The use of ^{13}C -labeled reagent **19** with keto ester **18** led to the intermediate **20** which generates alkylidene carbene **21** by elimination of aryl iodine. Finally, migratory aptitude of the β -hydrogen of alkylidene carbene **21** led to **22**. The acetylene transfer proceeds through a 1,2-hydride shift mechanism similar to the one proposed for alkyne-odonium salts (Ochiai et al., 1990) (Fig. 6).

For reasons of synthetic accessibility, the labeled TIPS-EBX reagent **19** was used. Generally, TIPS-EBX was as efficient as TMS-EBX **14** as the reagent precursor, although the silyl group removal was slightly slower.

Finkbeiner and co-workers (2014) developed a direct electrophilic alkylation of azlactones. Azlactones are versatile C^{α} -tetrasubstituted α -amino acids precursors which are easily accessible from α -amino acids via cyclodehydration and α -functionalization. They can be converted back into the open chained efficient form through base-induced ring opening.

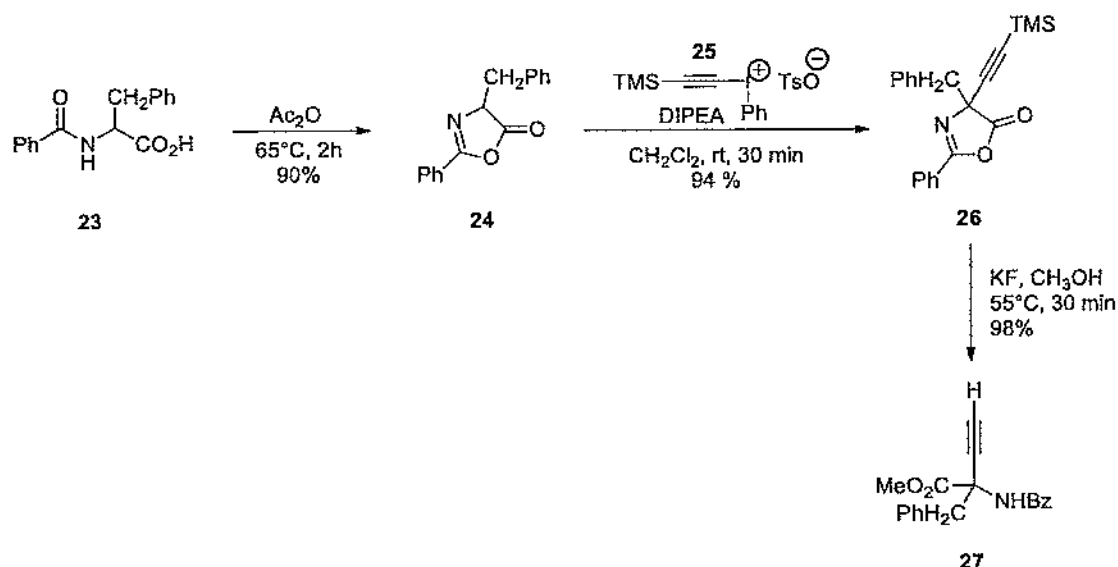


Fig. 7 Synthesis of the protected α -ethynylphenylalanine **27** (Finkbeiner et al. 2014)

The *N*-benzoylated amino acid **23** reacted with acetic anhydride to give azlactone **24** by cyclodehydration in 90 % yield (Macovei et al. 2012). The direct ethynylation of **24** with TMS-ethynyl (phenyl)-iodonium tosylate **25** gives the tetrasubstituted azlactone **26** in 94 % yield. The ring opening and deprotection of azlactone **26** by KF in methanol give the racemic (*N,O*)-protected α -ethynylphenylalanine **27** in 98 % yield (Fig. 7).

Full deprotection of **26** under acidic conditions failed due to an undesired decarboxylative hydration of the triple bond.

Benfodda and co-workers (Benfodda et al. 2015) described the synthesis of racemic protected α -ethynylphenylalanine **36**, the separation of two enantiomers by chiral HPLC and the determination of their absolute configuration (Fig. 8). Oxazolidine **29** was prepared in three steps starting from commercially DL-2-benzylserine **28** in good overall yield. Compound **29** was reduced with LiBH_4 into alcohol **30**, which was oxidized under Swern conditions to afford the desired protected aldehyde **31** in good yield. Compound **31** was converted into alkyne **32** by Bestmann–Ohira reagent. Compound **32** was hydrolyzed by HCl 6N to afford the amino alcohol hydrochloride **33**. Amino protection was conducted with Boc_2O in the presence of TEA to give **34**. The alcohol **34** was oxidized under Dess–Martin and Pinnick conditions to afford **35** in 32 % yield. The quaternary amino acid **35** was esterified by TMSCHN_2 to give **36**.

Enantiomers of **36** were successfully separated under analytical conditions and under semipreparative conditions. The absolute configuration of the separated enantiomers of **36** was determined by vibrational circular dichroism.

Synthesis of α -ethynyl-3,4-dihydroxyphenylalanine (α -ethynyl-DOPA)

Two methods have been described for the synthesis of this compound.

Taub and Patchett (1977) described the synthesis of hydrochloride of α -ethynyl-DOPA **42** starting from **37**. Alkylation of **37** with **38** led to **39** in quantitative yield. The acylation of **39** with lithium diisopropylamide (LDA) and methyl chloroformate followed by Schiff base cleavage gave the trimethylsilyl amino ester **40** in 20–25 % yield starting from **37**. Desilylation of **40** was performed by treatment with sodium methoxide in methanol to give the ethynyl amino ester **41** in 70 % yield. Finally, deprotection of **41** was accomplished using 6N HCl to give hydrochloride of α -ethynyl-3,4-dihydroxyphenylalanine **42** in 90 % yield (Fig. 9).

Metcalf and Jund (1977) described the synthesis of α -ethynyl-3,4-dimethoxyphenylalanine **46** from **37** in 50 % overall yield. The alkylation of **37** with 3,4-dimethoxybenzyl bromide **43** led to **44**. The use of LDA instead of BuLi avoids the extensive dialkylation. The acylation of **44** with methyl chloroformate gave **45**. Compound **45** was converted into α -ethynyl-3,4-dimethoxyphenylalanine **46** using PhNHNH_2 followed by KOH (Fig. 10).

In the same paper, the authors synthesized α -ethynyl-DOPA **48** in the same way as described above (Fig. 11). The alkylation of **37** was realized with 3,4-isopropylidene benzyl bromide **38**. Acid hydrolysis of **47** gave **48** in 24 % overall from **38**.

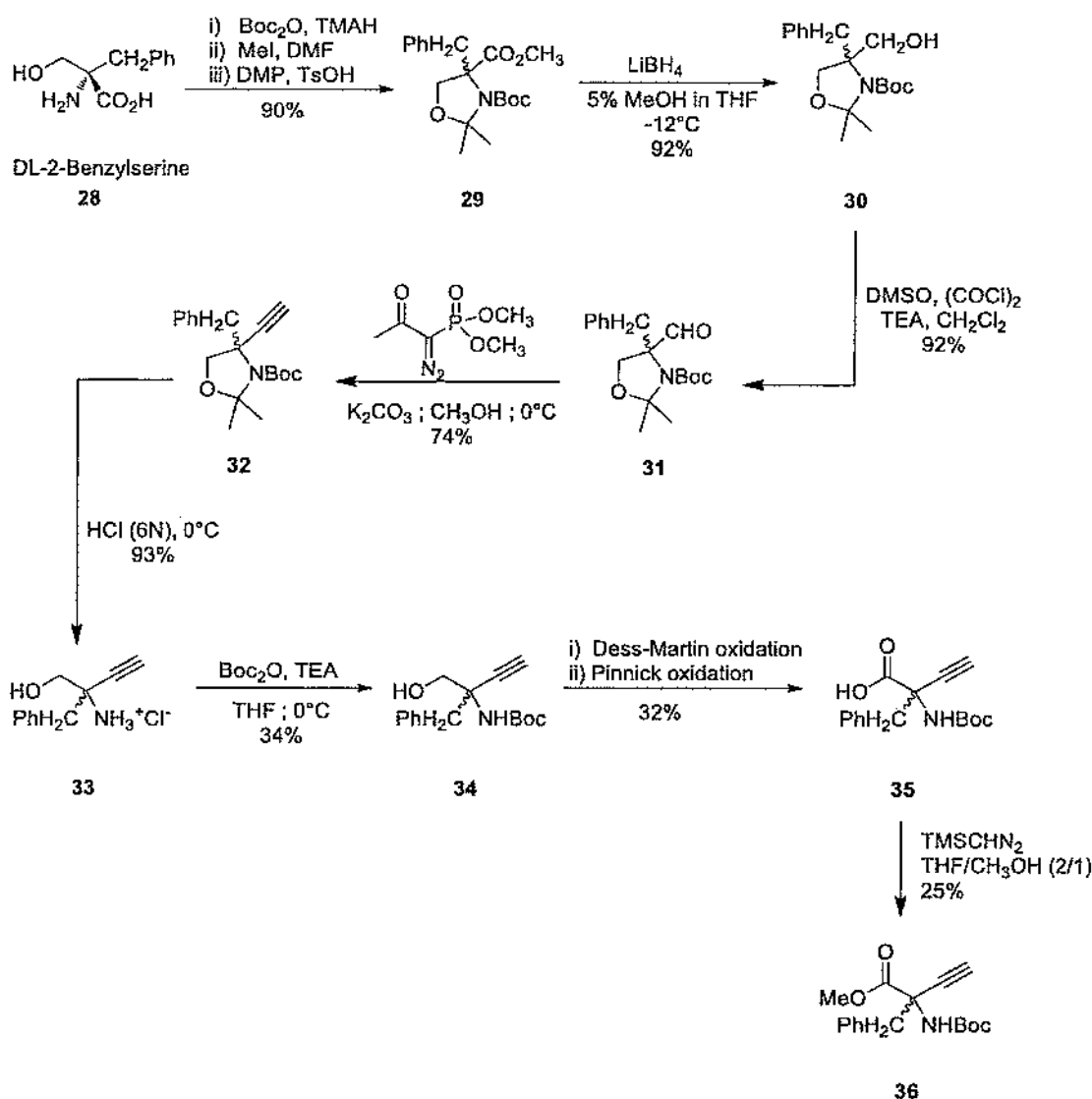


Fig. 8 Synthesis of the protected α -ethynylphenylalanine 36

Synthesis of α -ethynylalanine derivatives

Synthesis of a racemic derivative of α -ethynylalanine

In 2011, Maity and Lepore described the synthesis of non-racemic azaprolidine derivatives by cyclization of β -alkynyl hydrazines **54** or **55** (Maity and Lepore, 2011). Over the last decade, azaprolidines have taken on an increasingly important role in bioorganic (Liu et al. 2003) and medicinal chemistry (Lange et al. 2006).

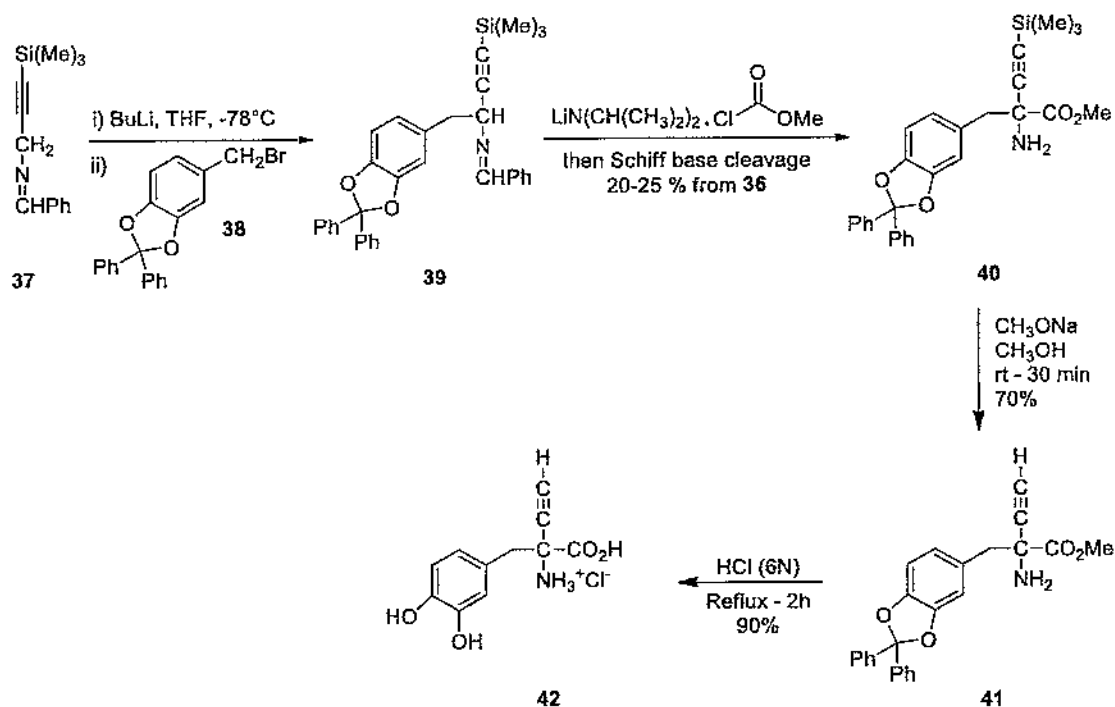
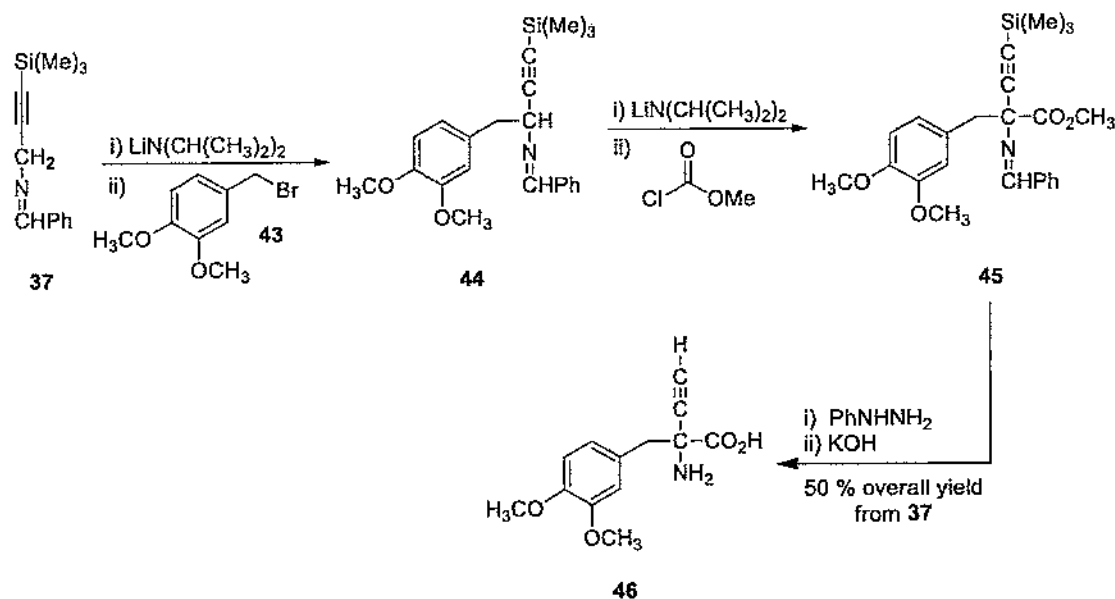
The addition of propargyl ester **49** to azidodicarboxylates **50** and **51** catalyzed by DBU (1,8-diazabicyclo[5.4.0]undec-7-ene) gave the desired beta-alkynyl hydrazines **52** and **53** in good yield (87 and 67 % respectively). The silyl deprotection was performed using tetra-*n*-butylammonium

fluoride (TBAF) in isopropanol. After silica gel column chromatography, the products **54** and **55** were obtained in very good yield (Fig. 12).

Enantioselective synthesis of both enantiomers of protected α -ethynylalanine

To the best of our knowledge, four methods for the asymmetric synthesis of α -ethynylalanine (as free or protected form) have been described in the literature.

The first method described in the literature is an asymmetric synthesis of the amino acid by the bis-lactim ether method. With this method, Schöllkopf et al. reported the first synthesis of (*R*)- α -ethynylalanine methyl ester (Schöllkopf et al. 1988).


 Fig. 9 Synthesis of hydrochloride α -ethynyl-3,4-DOPA 42 (Taub and Patchett 1977)

 Fig. 10 Synthesis of α -ethynyl-3,4-dimethoxyphenylalanine 46 (Metcalf and Jund 1977)

The bis-lactim ether **56** reacts with BuLi or LDA in tetrahydrofuran at -70°C to give the lithiated bislactim ethers **57**. To obtain the α -ethynylalanine product **64**, two different ways were envisaged. In the first case, the lithiated bislactim ether **57** reacts with acetyl chloride in

THF to give **58** in 86% yield and N-acylated isomer **59** as a by-product in a small proportion. In the second case, the lithium compound **57** reacts with paraformaldehyde to give the alcohol **60** product in 95% yield (Fig. 13).

Fig. 11 Synthesis of α -ethynyl-DOPA 48 (Metcalf and Jund 1977)

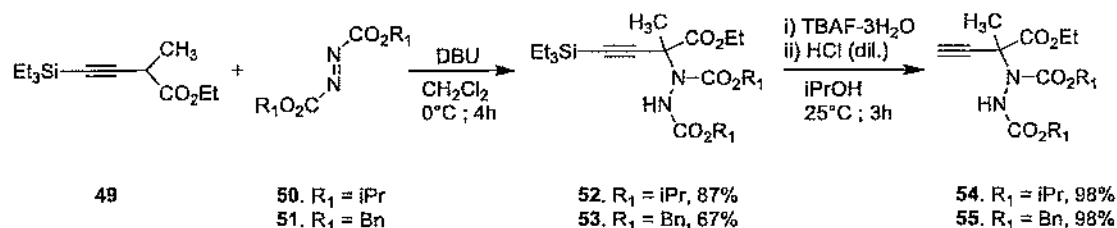
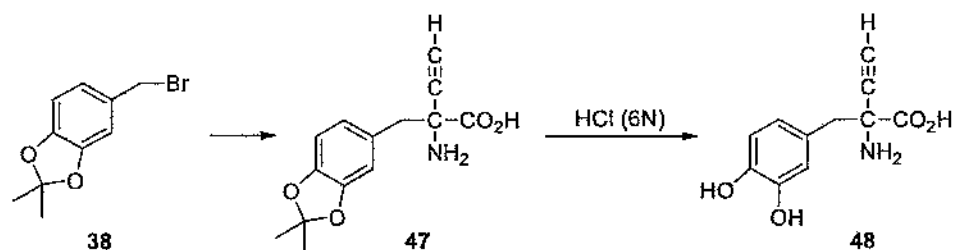


Fig. 12 Synthesis of β -alkynyl hydrazine 54 and 55 (Maity and Lepore 2011)

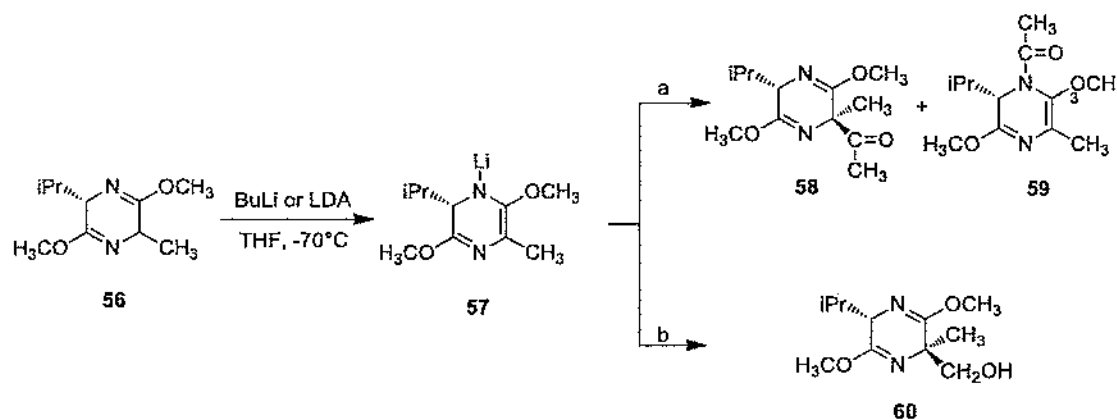
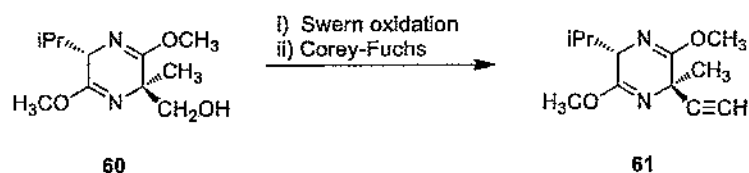


Fig. 13 Synthesis of 58 and 60. Reagents and conditions: a) acetylchloride, THF, -78°C . 58: 86 %; b) paraformaldehyde, THF, -78°C , 60: 95 %. (Schöllkopf et al. 1988)

Fig. 14 Synthesis of the alkyne 61 starting from carbinol 60 (Schöllkopf et al. 1988)



The compounds 58 and 60 are the key intermediates for the synthesis of (*R*)- α -ethynylalanine methyl ester 64.

Oxidation of carbinol 60 was realized under Swern conditions in 95 % yield followed by Corey–Fuchs transformation to yield alkyne 61 in 67 % yield (Corey and Fuchs, 1972) (Fig. 14).

Compound 61 could be also synthesized by “one-pot” treatment starting from 58.

First, 58 was treated with LDA and diethyl chlorophosphate at -78°C in THF to give the enol phosphate 62, which was not isolated. The solution of 62 in THF was again cooled to -78°C . An excess of LDA (2.2 eqs.) was

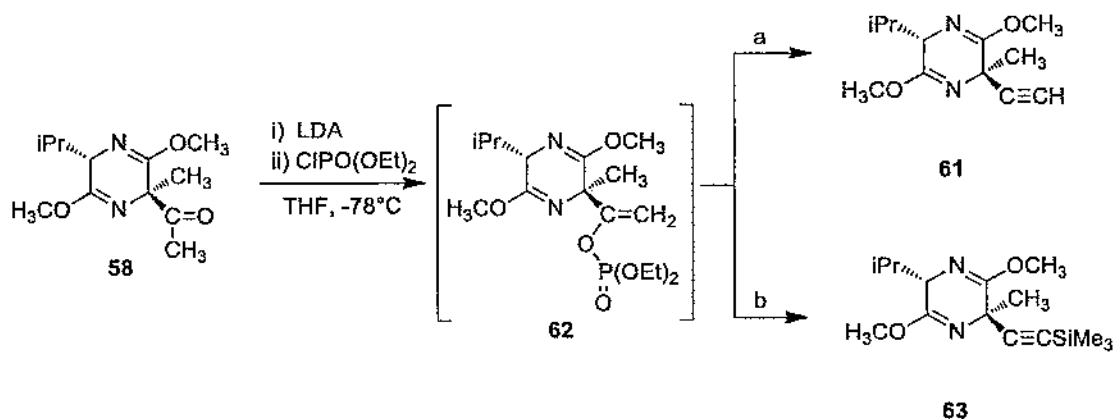
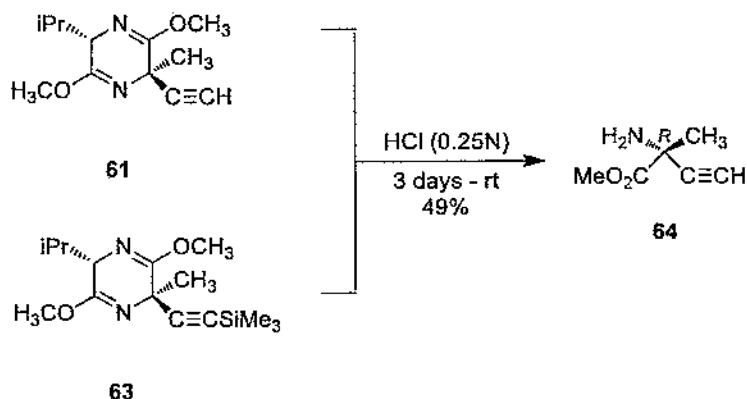


Fig. 15 Synthesis of **61** and **63** starting from **58**. Reagents and conditions: a) LDA in THF at $-78\text{ }^{\circ}\text{C}$ (3 h) then phosphate buffer (pH = 7) at room temperature. **61**: 23 %; b) LDA in THF at $-78\text{ }^{\circ}\text{C}$ (3 h) then chlorotrimethylsilane at $-30\text{ }^{\circ}\text{C}$. **63**: 28 % (Schöllkopf et al. 1988)

Fig. 16 Synthesis of (*R*)- α -ethynylalanine methyl ester **64** (Schöllkopf et al. 1988)



added and the resulting solution was stirred at $-78\text{ }^{\circ}\text{C}$ during 3 h. At this stage, the solution of **62** was allowed to warm to room temperature and two different methods were used to obtain the acetylenic derivative. If a phosphate buffer was added, the product **61** was obtained in 23 %, whereas the addition of trimethylsilane at $-30\text{ }^{\circ}\text{C}$ allowed the formation of compound **63** in 28 % (Fig. 15).

Finally, acid hydrolysis of **61** and **63** with HCl (0.25 N) was performed for 3 days at room temperature to obtain (*R*)- α -ethynylalanine methyl ester **64** in 49 % yield (Fig. 16).

In 1989, Schmidt et al. reported the first synthesis of (*R*)-*N*-Boc protected α -ethynylalanine **71** (Schmidt et al. 1989). They described the conversion of optically active 2,3-epoxide alcohols into amino acids (Fig. 17). The epoxide intermediate **66** was obtained by Sharpless epoxidation of (*E*)-3-methylpent-2-en-4-yn-1-ol **65**. The epoxy alcohol **66** reacted with trichloroacetonitrile in the presence of DBU to give the imidic ester **67** in 91 % yield. Then, an intramolecular opening of the epoxide ring with boron trifluoride diethyl etherate led to the formation of dihydrooxazine **68**. Treatment with hydrochloride acid (2N) followed

by a protection step with $(\text{Boc})_2\text{O}$ afforded the aminodiol **69** in 87 % yield. Sodium periodate oxidative cleavage of the vicinal diol **69** allowed the formation of the aminoaldehyde **70**. Finally, *N*-Boc protected α -ethynylalanine **71** was obtained by Pinnick oxidation in 62 % yield (Fig. 17). In this case, the oxidation of aminodiol **69** to amino acid is not possible using potassium permanganate due to the presence of the triple bond.

In 1993, Colson and Hegedus described the first synthesis of the free α -ethynylalanine (Colson and Hegedus 1993) (Fig. 18). In this work, the original approach is the synthesis of an optically active β -lactam ring by a photochemical reaction to obtain an α -alkyl- α -amino acid. The oxazolidine ring of **74** was converted to an oxazolidinone ring by hydrolysis with hydrochloride acid (0.2 N) followed by recyclization with triphosgene. Compound **75** obtained was then alkylated with retention of stereoselectivity using KHMDS and iodomethane to give compound **76** in 80 % yield with very high diastereoselectivity ($\geq 97\text{ } \%$ de). For this reaction, the use of lithium bases (*tert*-BuLi or LDA) showed lower yield due to degradation. Then, the β -lactam ring was cleaved by gaseous HCl in methanol to yield ester

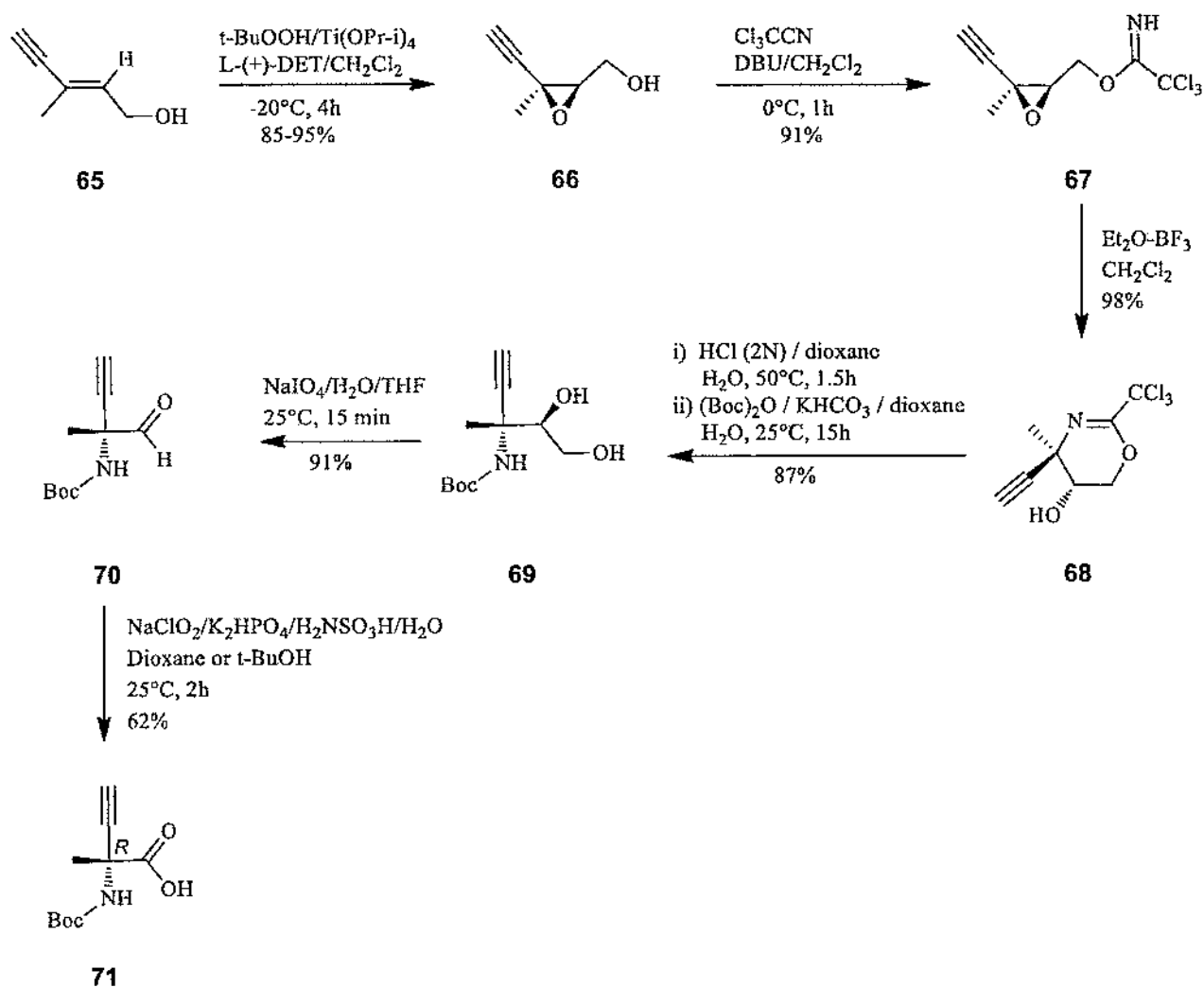


Fig. 17 Synthesis of (*R*)-*N*-Boc protected α -ethynylalanine 71 (Schmidt et al. 1989)

77, which was used without purification. Cyclic aminal 77 was cleaved using aqueous solution of hydrochloric acid (1 N) for 2 days to give aldehyde 78 in 50–55 % yield.

Compound 78 was converted into the bromoalkyne 80 via dibromovinyl alkene 79 by treatment with carbonyl tetrabromide and triphenylphosphine, followed by elimination with KOH. Finally, α -ethynylalanine 81 was synthesized by reductive cleavage of oxazolidinone ring and metal-halogen exchange of the acetylenic halide followed by ion exchange chromatography (Fig. 18).

Avenoza and co-workers (1999b) developed a straightforward synthetic route to obtain pure (*S*)- and (*R*)- α -ethynylalanine starting from (*S*)- and (*R*)- α -methylserinals, 84 and 85, respectively (Fig. 19). The two building blocks 84 and 85 were prepared starting from the same product (*R*)-2-methylglycidol 82 (94 % ee) which was transformed into the corresponding compound 83 in five steps

with an overall yield of 75 % (Hatakeyama et al. 1997). Then, compound 83 was converted in three steps (82 %) to (*S*)- α -methylserinals 84 and in five steps (48 %) to (*R*)- α -methylserinal 85 (Avenoza et al. 1999a) (Fig. 19).

The conversion of aldehyde 84 to acetylene 88 was performed by a Corey–Fuchs transformation. In the first step, the dibromoolefin 86 was obtained by preparation of the dibromomethyl phosphorane using bromoform (CHBr_3) and potassium *tert*-butoxide in the presence of triphenylphosphine. The acetylenic function was obtained by treatment of 86 with two equivalents of BuLi. Then, the oxazolidinone ring was cleaved by the action of conc. hydrochloric acid to give 1,2-amino alcohol hydrochloride. The protection of amine function was performed with $(\text{Boc})_2\text{O}$ in the presence of sodium carbonate to give 87 from 86 in 54 % yield. To transform compound 87 in the desired (*R*)- α -ethynylalanine derivative (*R*)-88, the alcohol function

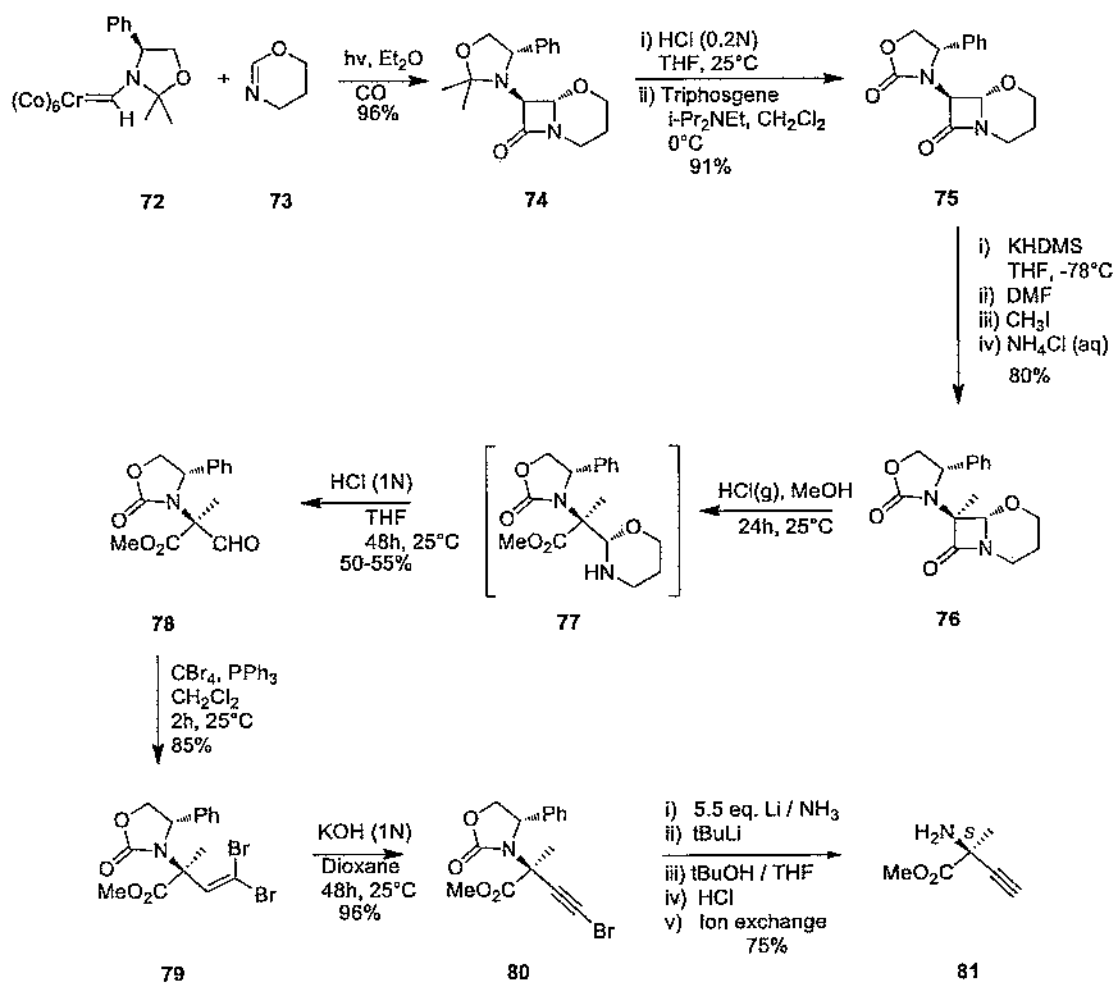
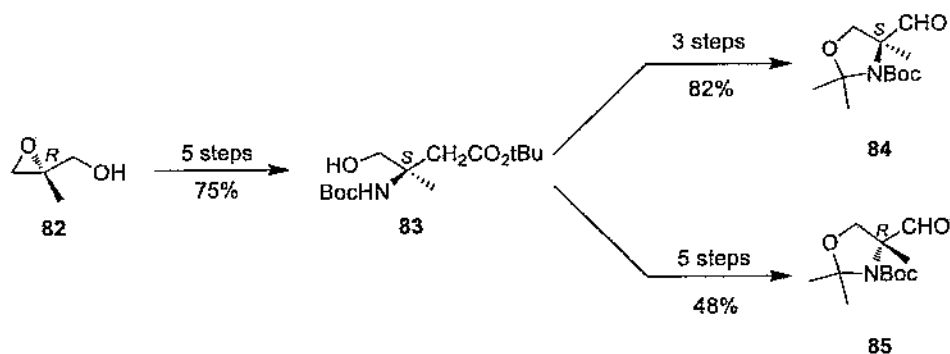
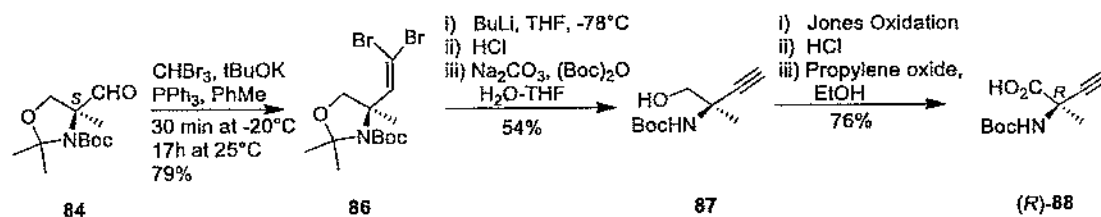
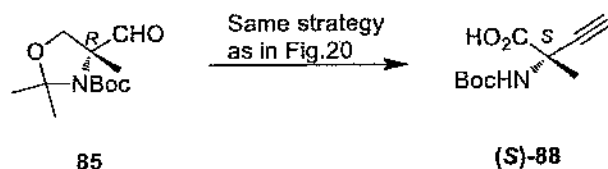

 Fig. 18 First synthesis of the free α -ethynylalanine **81** (Colson and Hegedus 1993)

 Fig. 19 Synthesis of both building blocks **84** and **85** (Avcozoza et al. 1999a)


was oxidized with Jones reagent, followed by hydrolysis with conc. hydrochloric acid at room temperature and finally treated by propylene oxide in ethanol at reflux (Fig. 20). The other enantiomer (S)- α -ethynylalanine (S)-**88** was obtained using the same strategy, but starting from

(R)- α -methylserinal **85** (Fig. 21). The synthesis of (R)-**88** and (S)-**88** was described in seven steps with an overall yield of 32% from **84** and **85**, respectively. The authors confirmed the same identical spectral data with an optical rotation of opposite sign between (R)-**88** and (S)-**88**.

Fig. 20 Synthesis of (R)-enantiomers of α -ethynylalanine **88** (Avenoza et al. 1999a)Fig. 21 Synthesis of (S)-enantiomers of α -ethynylalanine **88** (Avenoza et al. 1999b)

Synthesis of racemic N-protected α -ethynyl 2-(3,3,3-trifluoro) alanine methyl ester

The first synthesis of a racemic α -trifluoromethyl substituted acetylenic α -amino acid is described by Burger and Sewald (1990). The addition of amino group of carbamate **90** to methyl trifluoropyruvate **89** gave carbamate **91**, which was obtained in 80 % yield as a crystalline solid in analytical quality. Dehydration of **91** was performed with trifluoroacetic anhydride in pyridine at 0 °C to give **92** in 68 % (Fig. 22).

Treatment of imine **92** with sodium acetylide followed by hydrolysis led to the desired α -ethynyl 2-[N-benzyloxycarbonyl]-2-(trifluoromethyl)alanine methyl ester **93** in 80 % yield (Fig. 23).

The same type of Michael addition was used by Séméril et al. (2001) and Shchetnikov et al. (2008, 2010) to obtain the same product **93** or analogs with different protective groups on the amine function. The products described by the two authors are listed in the Table 1.

In 2001 and 2008, Séméril and Shchetnikov described the N-alkylation of carbamate **94** and sulfonamide **93** in the same conditions. Treatment of the two compounds by sodium hydride at 0 °C in DMF followed by the addition at room temperature of allyl bromide or propargyl bromide gives the desired N-fully protected compounds **96** and **97** in 40 and 50 % yield, respectively (Fig. 24).

Table 1 General structures of α -ethynyl 2-[N-protected]-2-(trifluoromethyl) alanine methyl ester

	Bibliographic references	Compound	R ₁
	Séméril et al. (2001)	94	SO ₂ Ph
	Shchetnikov et al. (2008)	93	Cbz
	Shchetnikov et al. (2010)	95	Boc
	Shchetnikov et al. (2010)	93	Cbz
	Shchetnikov et al. (2010)	94	SO ₂ Ph

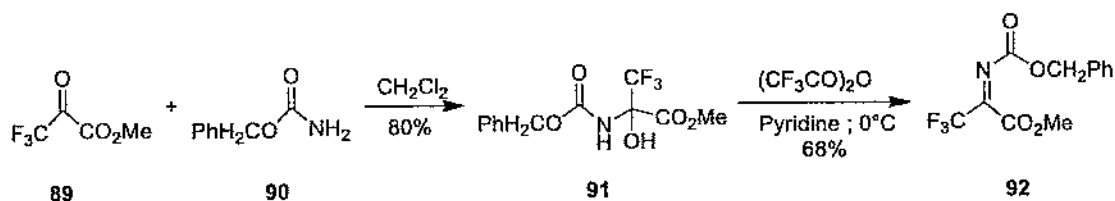
Fig. 22 Synthesis of imine **92** (Burger and Sewald 1990)

Fig. 23 Synthesis α -ethynyl 2-[N-benzyloxycarbonyl]-2-(trifluoromethyl)alanine methyl ester **93** (Burger and Sewald 1990)

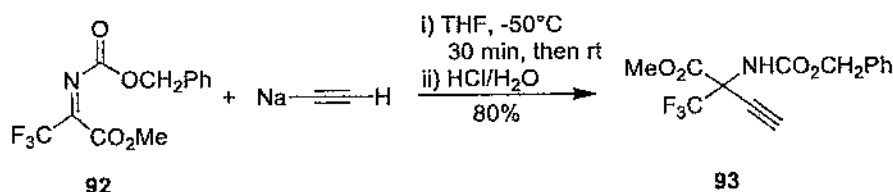


Fig. 24 Synthesis of *N*-alkylated secondary amine **96** and **97** (Sémeril et al. 2001; Shchetnikov et al. 2008, 2010)

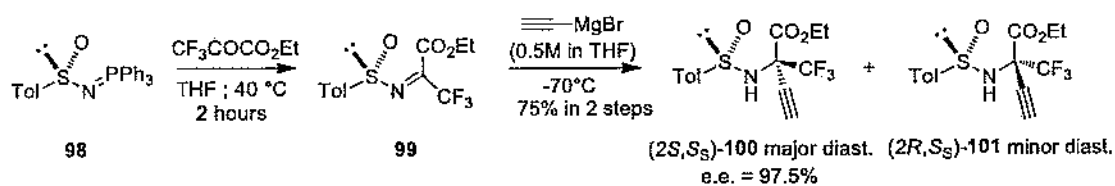
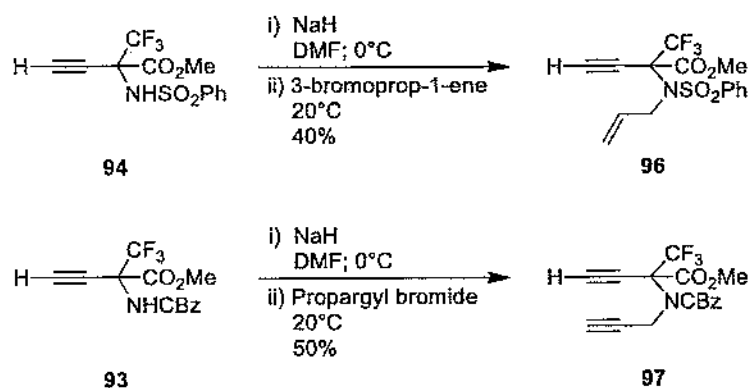
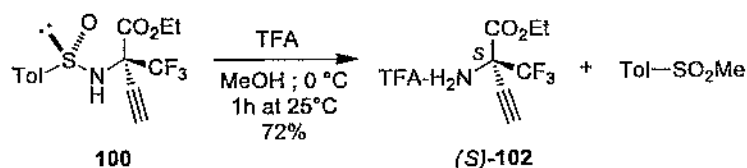


Fig. 25 Synthesis of both diastereoisomers **100** and **101** (Crucianelli et al. 2004)

Fig. 26 Synthesis of (*S*)- α -ethynyl 3,3,3-trifluoro alanine ethyl ester **102**



Synthesis of (*S*)- α -ethynyl 3,3,3-trifluoro alanine ethyl ester

To the best of our knowledge, the synthesis of (*S*)- α -ethynyl 3,3,3-trifluoro alanine ethyl ester reported by Crucianelli et al. (2004) is the first synthesis of a non-racemic form of an amino acid with a trifluoromethyl group and ethynyl substituents in the α position. The introduction of CF_3 substituent in the α position to non-racemic amino acids is a challenge for the chemist and often requires complex and tedious protocols. This strategy is based on the reaction of an enantiomerically pure sulfinimine of trifluoropyruvate with Grignard reagents.

The iminophosphorane **98** was prepared according to the procedure described by Asensio and Bravo (Asensio et al. 2001; Bravo et al. 1998). Then, both diastereoisomers **100** and **101** were prepared in one-step synthesis. Staudinger reaction between **98** and trifluoropyruvate gave the sulfinimine **99** without isolation, followed by the addition of a solution of ethynyl magnesium bromide (0.5 M in THF) at -70°C . Both diastereoisomers were obtained with 75 %

overall yield. Major diastereoisomer **100** presents an e.e. of 97.5 % (Fig. 25).

Desulfonylation of **100** was realized by treatment with TFA/MeOH at 0°C to give (*S*)- α -ethynyl 3,3,3-trifluoro alanine ethyl ester **102** in 72 % yield (Fig. 26).

Synthesis of (*R*)-methyl 2-((2-methoxyphenyl)amino)-2-(trifluoromethyl)but-3-ynoate

In 2011, Huang et al. (2011) described a second synthesis of a non-racemic form of trifluoromethyl amino acid derivatives. The original strategy was based on highly enantioselective alkynylation of ketoimine **103** via zinc/BINOL catalyzed process (Fig. 27). The proceeding afforded a facile access to optically active quaternary amino acids with high enantiomeric excess (e.e = 91.9–99.6 %).

The addition of trimethylsilylacetylene to α - CF_3 ketoimine ester **103** was performed with dimethylzinc and BINOL derivative (*R*)-**104** to give (*R*)-**105** (97.7 % ee) in 84 % yield. The terminal alkyne (*R*)-**106** was obtained in

Fig. 27 Synthesis of (R)-methyl 2-(2-methoxyphenyl)amino-2-(trifluoromethyl)but-3-ynoate (R)-106 (Huang et al. 2011)

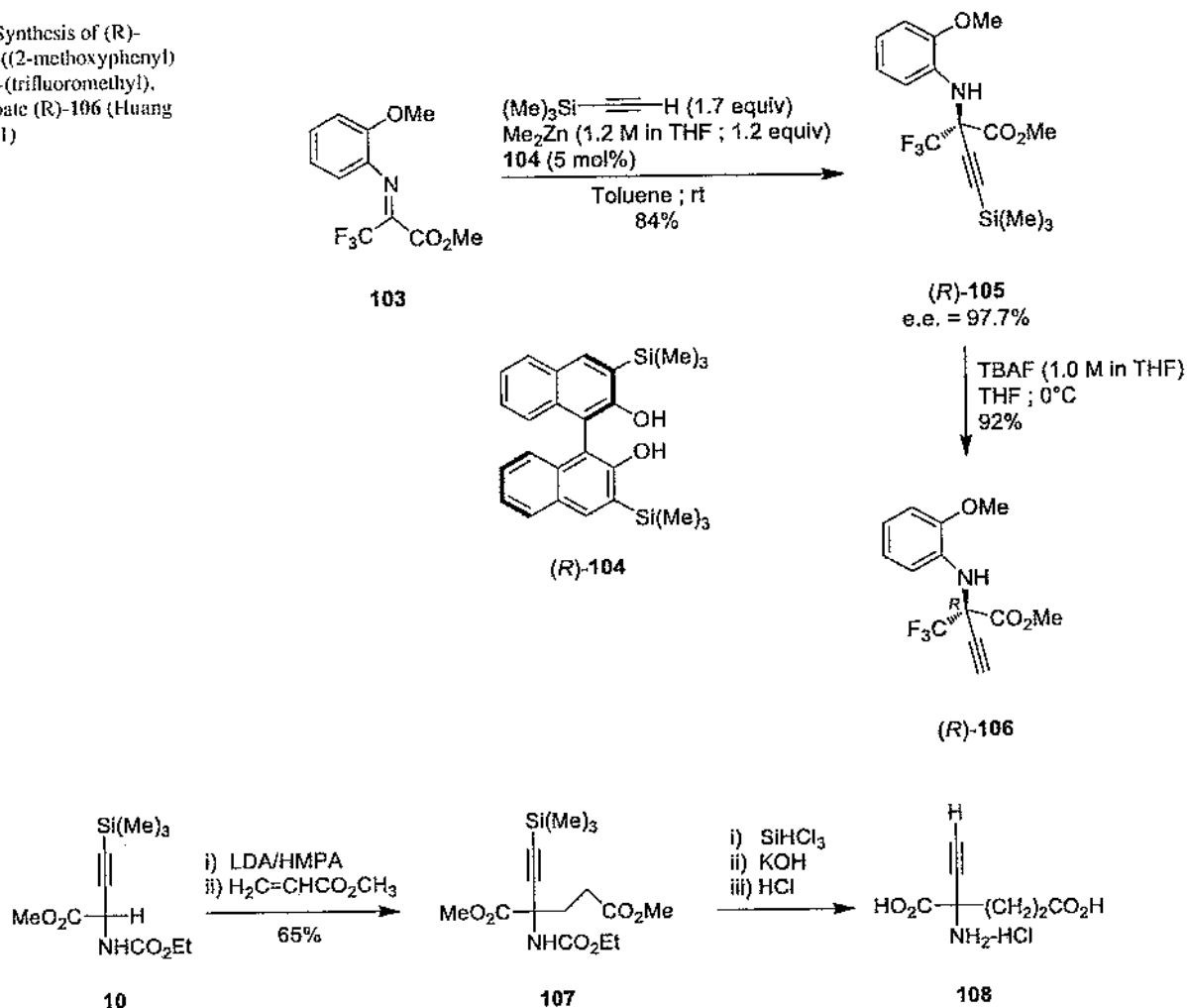


Fig. 28 Synthesis of α -ethynyl glutamic acid hydrochloride 108 (Casara and Metcalf 1978)

92 % yield by treatment of (R)-105 with the TBAF solution (1.0 M in THF).

Synthesis of α -ethynyl glutamic acid hydrochloride and α -ethynylornithine

Previously in this review (see "Synthesis of α -ethynylphenylalanine derivatives" of this review), we described the synthesis of α -ethynylphenylalanine by Casara and Metcalf in 1978. In the same paper, the two authors reported the synthesis of α -ethynyl glutamic acid hydrochloride by the same method (Fig. 28).

Michael addition of the anion derived from 10 on methyl acrylate gives the compound 107 in 65 % yield. The deprotection of 107 led to compound 108 with no

yield indicated. The authors claimed that the NMR analysis, IR spectra and elemental analysis are in agreement with the structure.

The first step of this method was utilized by Danzin in 1981 (Danzin et al. 1981) to synthesize α -ethynylornithine 111 as potential enzyme-activated inhibitors of mammalian ornithine decarboxylase (Fig. 29).

The regioselective alkylation of 10 was accomplished with lithium diisopropylamide and 1-iodo-3-benzaldiminopropane to give the non-isolated intermediate 109. The δ -lactam 110 was obtained by cyclization of 109 in mild acidic conditions. Then, the free amino acid was synthesized by alkyne hydrolysis of the TMS group and of the lactam ring. Finally, α -ethynylornithine 111 was obtained by ion-exchange chromatography and recrystallization in a mixture of ethanol and water in 59 % yield (Fig. 29).

Fig. 29 Synthesis of α -ethynylornithine **111** (Danzin et al., 1981)

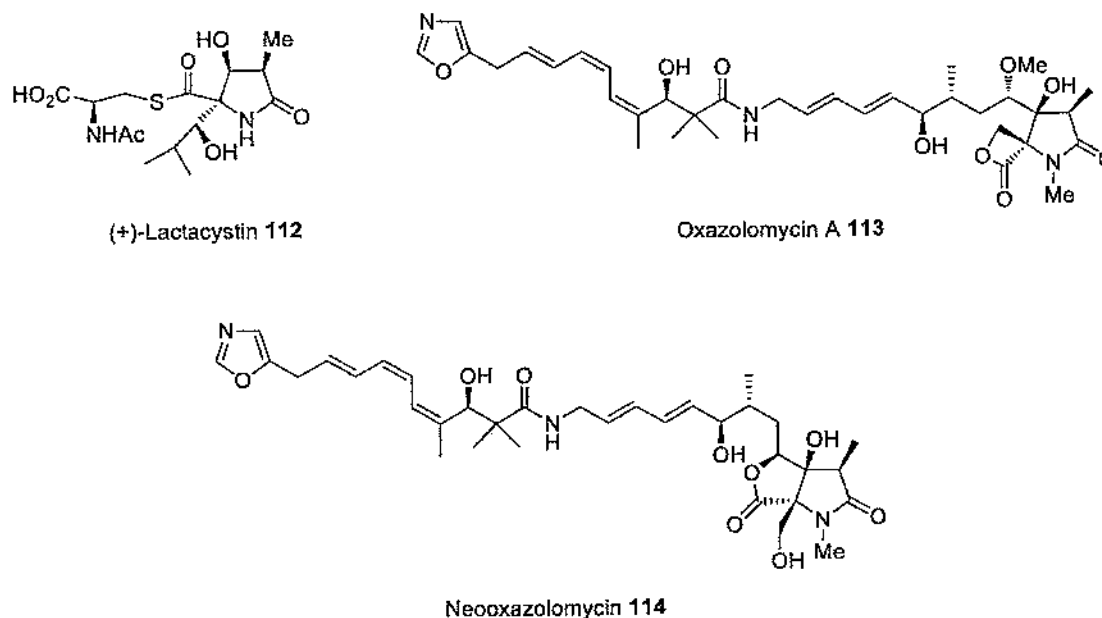
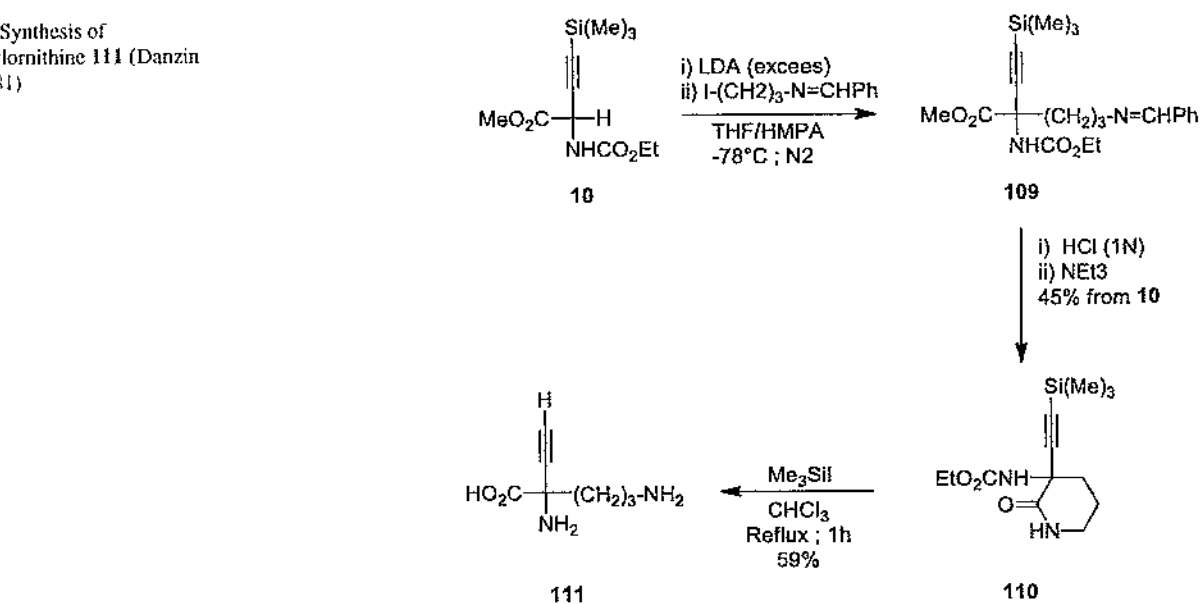


Fig. 30 Structure of (+)-lactacystin **112**, oxazolomycin A **113** and neooxazolomycin **114** (Brennan et al. 2003; Corey et al. 1998)

Synthesis of fully protected optically active α -ethynyl serine

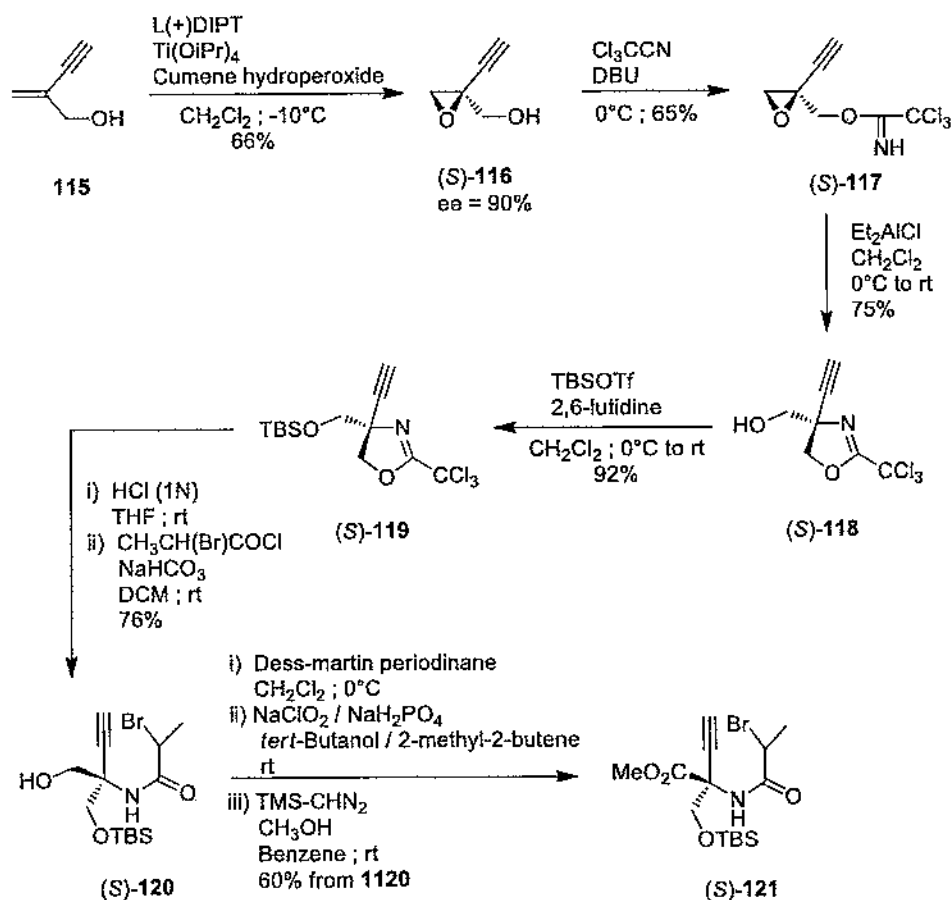
In 2003, Brennan et al. (2003) described the synthesis of the intermediate (*S*)-**121** which is used in the total synthesis of (+)-lactacystin **112** described by Corey et al. (Corey et al. 1998) (Figs. 30, 31).

2-Ethynylpropanol **115** was transformed into the chiral epoxide **116** (90 % ee) in 66 % yield using Sharpless

epoxidation. Treatment of the epoxide alcohol **116** with trichloroacetonitrile in the presence of DBU gave the acetamidate **117** in 65 % yield. The cyclization of **117** was performed using Et₂AlCl to give oxazoline alcohol **118**.

The alcohol function of **118** was protected with TBSOTf using 2,6-lutidine as a base to give **119** in 92 % yield. The oxazoline ring was cleaved by treatment with dilute hydrochloric acid (1 N) to give 2-ethynyl-2-amino alcohol which was not isolated and immediately converted into a mixture

Fig. 31 Synthesis of (*S*)-enantiomer **121** (Brennan et al. 2003)



of epimers of the amide **120** with racemic 2-bromopropionyl chloride in 76 % yield. Dess–Martin oxidation, Pinnick oxidation and esterification with (trimethylsilyl) diazomethane led to the final compound (*S*)-**121** in 60 % overall yield for these final three steps (Fig. 31).

In 2007, Bennett et al. (2007) described the (*R*) enantiomer of compound **121** (Fig. 32). This molecule is an intermediate in the synthesis of a common precursor to both the β -lactone and γ -lactone pyrrolidinone ring systems, found in oxazolomycin A **113** and neoxazolomycin **114** (Fig. 30).

The synthesis described by Bennett and co-workers differs from the one of Brennan et al. described above (Fig. 31) with small modifications. In the first case, the epoxide alcohol (*R*)-**116** (83 % ee) was prepared by the reaction between **115** and (–)-diisopropyl *D*-tartrate in 77 %. The reaction gives the (*R*) enantiomer of **116** a smaller enantiomeric excess (83 % ee). In the second step, the protection of the alcohol function of (*R*)-**118** was performed using imidazole as a base in 83 %. Finally, the first oxidation step of (*R*)-**120** was performed using a combination of NMO (*N*-methylmorpholine-*N*-oxide) and TPAP (tetrapropylammonium perruthenate) allowing to obtain (*R*)-**121** in 55 % yield from (*R*)-**120** (Fig. 32).

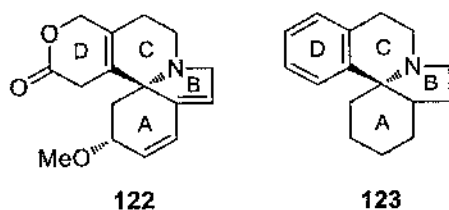
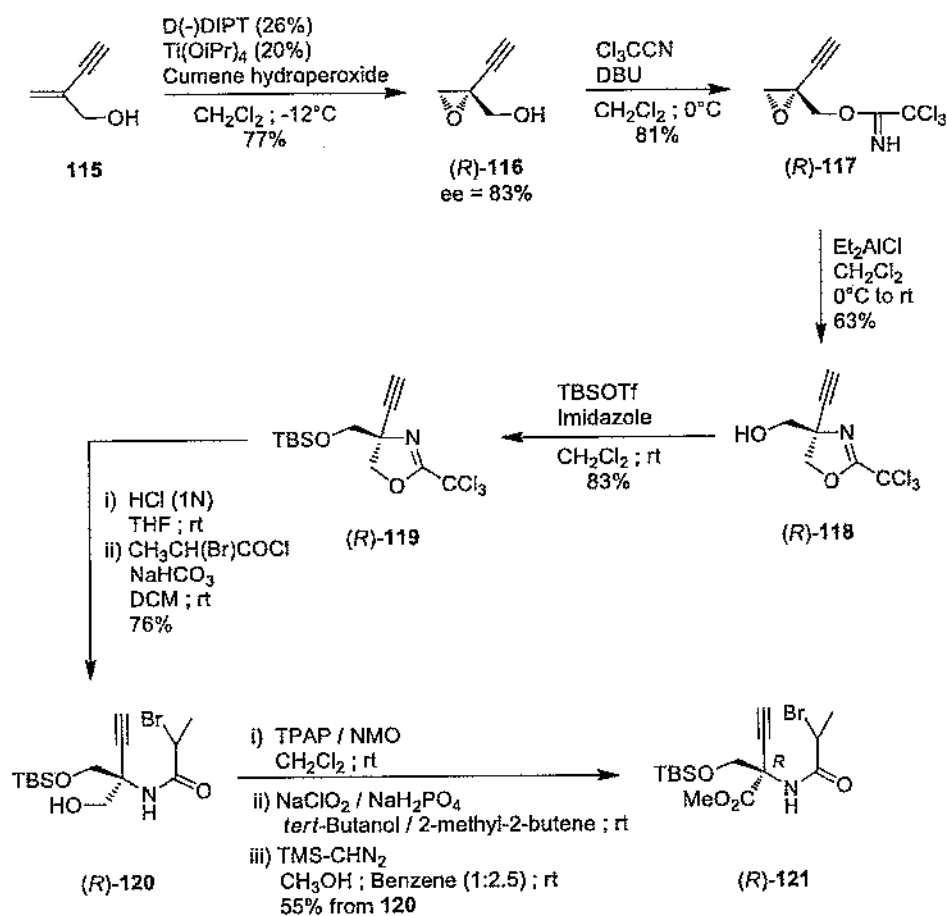
Miscellaneous

In 2006, Fukumoto and co-workers reported the first total synthesis of (+)- β -erythroidine **122**, a non-aromatic dienoid-type *Erythrina* alkaloid (Fukumoto et al. 2006). *Erythrina* plant species are the main source of tetracyclic alkaloids. This family is classified into two groups depending of the nature of D rings: D rings are non-aromatic (structure **122**) or aromatic (structure **123**). Compound **122** contains a non-aromatic unsaturated lactone and is called a lactonic alkaloid (Amer et al. 1991) (Fig. 33).

Over the last decades, the *Erythrina* alkaloids have received considerable attention due to their intriguing biological activity. Some members of this family showed pharmacological effects such as sedative, hypotensive, neuromuscular blocking, antidiarrheal and central nervous system activity (Padwa et al. 1998).

The authors described the synthesis of ethynylated amino acid fragment **136**, a key intermediate in the synthesis of (+)- β -erythroidine **122**.

Treatment of 2,3-*O*-isopropylidene-*D*-threitol **124** with *p*-toluenesulfonyl chloride followed by treatment with

Fig. 32 Synthesis of (*R*)-enantiomer **121** (Bennett et al. 2007)Fig. 33 Structure of β -erythroidine **122** and general structure of aromatic erythrina alkaloid **123** (Fukumoto et al. 2006)

trifluoromethanesulfonic acid gave **125** in 87 % yield. The acetylenic product **126** was obtained by reaction of **125** with lithiated propargyl tetrahydropyranyl ether in 88 % yield. Iodination of **126** by nucleophilic substitution with sodium iodide in DMF gave **127** in 87 % yield. Reductive cleavage of iodide derivative **127** with activated Zn and acetic acid afforded alcohol **128** in 90 % yield. The alcohol **128** reacted with iodomethane followed by subsequent removal of THP protecting group with pyridinium *p*-toluenesulfonate to get **129** in 98 %. Successive treatment of **129** with Red-Al[®] (sodium bis(2-methoxyethoxy)aluminum hydride: 65 % in

toluene) and iodine give the regioselective *Z*-alkene **130**. A Sonogashira coupling with trimethylsilylacetylene followed by the removal of TMS group with potassium carbonate led to alcohol **131** in 81 % yield (3 steps from **129**).

In the first attempt to obtain epoxide **132**, Katsuki–Sharpless conditions were used but gave poor diastereoselectivity. The second attempt was performed with *m*CPBA and allowed to furnish an inseparable mixture of α and β diastereoisomers, but with excellent diastereoselectivity (6:94, respectively). The high diastereoselectivity was explained with a transition state where *m*CPBA was oriented to the β -face by hydrogen bonding.

Treatment of the alcohol function in **132** with trichloroacetonitrile in the presence of DBU and molecular sieves (4 Å) gave the acetamidate **133**, which was used for the next step without purification. Cyclization of this compound was performed with Lewis acid ($\text{BF}_3\text{-OEt}_2$) in methylene chloride at -20°C to give six-membered **134** with quaternary center in 93 % (two steps). Hydrolysis with diluted hydrochloric acid solution (1 N) followed by *N*-Boc protection with $(\text{Boc})_2\text{O}$ and sodium carbonate gave diol **135** in quantitative yield.

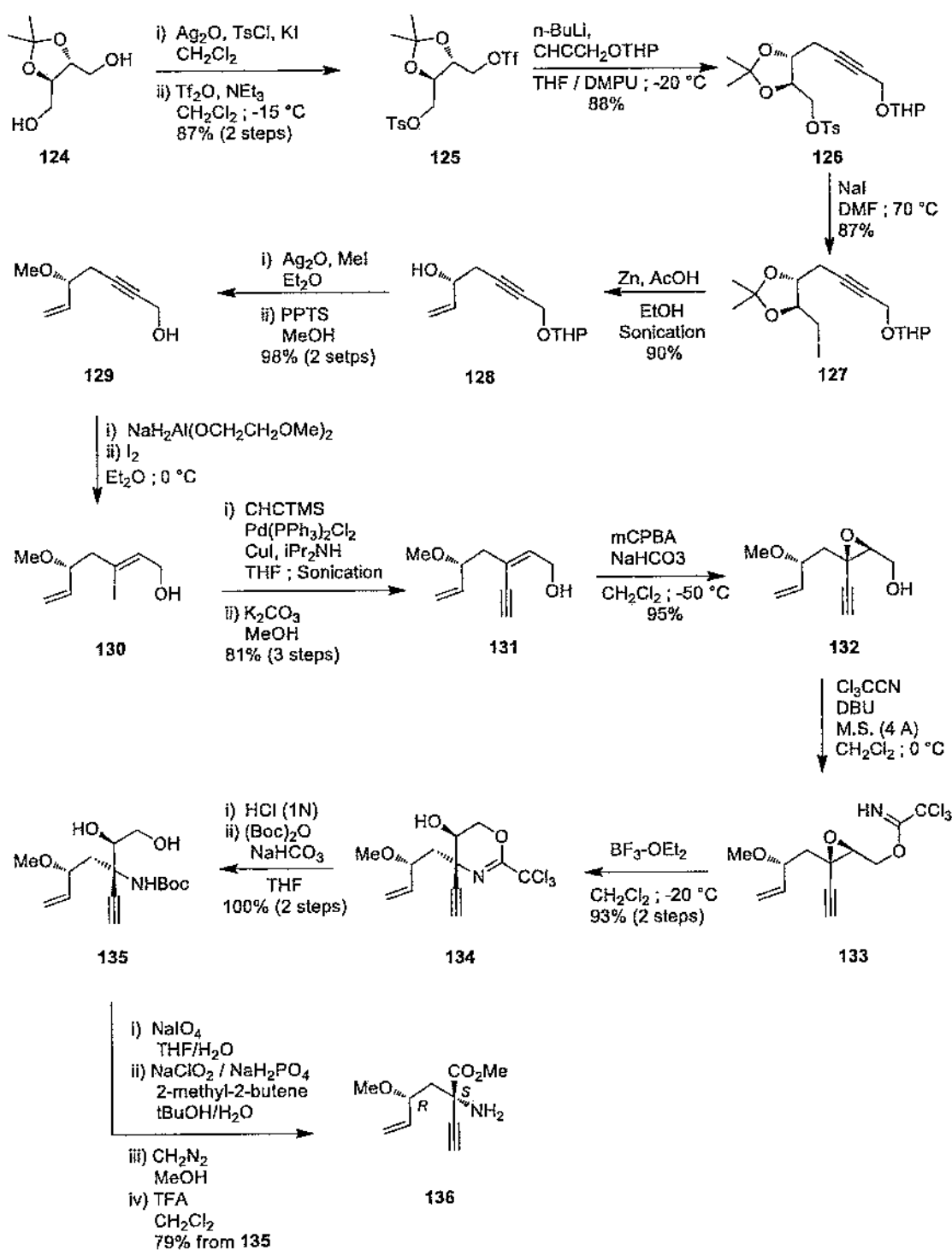


Fig. 34 Synthesis of methyl (2*S*,4*R*)-2-amino-2-ethynyl-4-methoxyhex-5-enoate **136** (Fukumoto et al. 2006)

Finally, a sequence of four steps was realized to obtain the desired ethynylated amino acid derivative with the free amine. An oxidative cleavage was performed with sodium periodate followed by a Pinnick oxidation to give the

carboxylic acid function. Then, the esterification was accomplished with diazomethane and the Boc protecting group was removed by treatment with TFA in methylene chloride to give **136** in 79 % overall yield from **135** (Fig. 34).

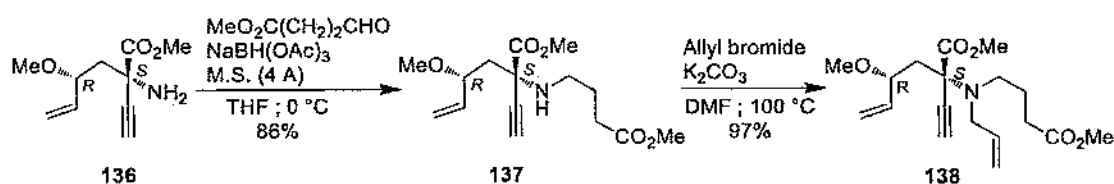


Fig. 35 Synthesis of α -ethynyl *N,N*-dialkylated amino acids derivative **138**. (Fukumoto et al. 2006)

At this stage, a two-step sequence was performed to obtain the dialkylated tertiary amine **138** derived from **136** in good yield. A reductive amination was realized with methyl 3-formylpropanoate and sodium triacetoxyborohydride to give **137** in 86 % yield. Then, the secondary amine **137** was allylated in the presence of allyl bromide and potassium carbonate to give α -ethynyl *N,N*-dialkylated amino acid derivative **138** (Fig. 35).

Conclusion

α -Alkyl α -ethynyl amino acids are an important class of non-proteinogenic amino acids that play an important role in the development of peptides and peptidomimetics as therapeutic agents, and in the inhibition of enzyme activities. Their extensive use is limited by the availability of enantiomerically pure compounds in large quantities. As we have shown in this review, a wide variety of synthetic approaches to these compounds has been developed, most based on racemic syntheses and some syntheses lead to optically active compounds (ethynylalanine, ethynyl phenylalanine, trifluoroalanine and ethynyl serine).

Compliance with ethical standards

Conflict of interest The authors declare that they have no conflict of interest.

Funding We gratefully thank the French "ministère de l'éducation nationale, de l'enseignement supérieur et de la recherche" and the University of Nîmes for their financial support.

Ethical standards The manuscript does not contain clinical studies or patient data.

References

- Almond HR, Manning DT, Niemann C (1962) Interaction of alpha-chymotrypsin with several alpha-methyl-alpha-acylamino acid methyl esters. *Biochem (Mosc.)* 1:243–249
- Amer ME, Shamima M, Freyer AJ (1991) The tetracyclic *Erythrina* alkaloids. *J Nat Prod* 54:329–363. doi:10.1021/np50074a001
- Ascensio A, Bravo P, Crucianelli M, Farina A, Fustero S, Soler JG, Meille SV, Panzeri W, Viani F, Volonterio A, Zanda M (2001) Synthesis of nonracemic α -trifluoromethyl α -amino acids from sulfinimines of trifluoropyruvate. *Eur J Org Chem* 2001:1449–1458
- Avenoza A, Cativiela C, Corzana F, Peregrina JM, Zurbano MM (1999a) Preparation and synthetic applications of (S)- and (R)-*N*-Boc-*N*, *O*-isopropylidene- α -methylserinals: asymmetric synthesis of (S)- and (R)-2-amino-2-methylbutanoic acids (Iva). *J Org Chem* 64:8220–8225
- Avenoza A, Cativiela C, Peregrina JM, Sucunza D, Zurbano MM (1999b) A straightforward synthesis of both enantiomers of α -vinylalanine and α -ethynylalanine. *Tetrahedron Asymmetry* 10:4653–4661
- Avenoza A, Cativiela C, Corzana F, Peregrina JM, Sucunza D, Zurbano MM (2001) Enantioselective synthesis of (S)- and (R)- α -methylserines: application to the synthesis of (S)- and (R)-*N*-Boc-*N*, *O*-isopropylidene- α -methylserinals. *Tetrahedron Asymmetry* 12:949–957
- Avenoza A, Busto JH, Cativiela C, Peregrina JM, Sucunza D, Zurbano MM (2003) Synthesis of enantiopure (α Me)Dip and other α -methylated β -branched amino acid derivatives. *Tetrahedron Asymmetry* 14:399–405
- Avenoza A, Busto JH, Canal N, Peregrina JM, Pérez-Fernández M (2005) Selective Michael–Aldol reaction by use of sterically hindered aluminum aryloxides as Lewis acids: an easy approach to cyclobutane amino acids. *Org Lett* 7:3597–3600
- Benfodda Z, Béniméilis D, Jean M, Naubron J-V, Rolland V, Meffre P (2015) Synthesis, resolution, and determination of absolute configuration of protected α -ethynylphenylalanine enantiomers. *Amino Acids* 47:899–907
- Bennett NJ, Prodger JC, Pattenden G (2007) A synthesis of a common intermediate to the lactone–pyrrolidinone ring systems in oxazolomycin A and neooxazolomycin. *Tetrahedron, Tetrahedron 50th anniversary symposium-in-print (part 2)* 63: 6216–6231
- Berkowitz DB, Chisowa E, McFadden JM (2001) Stereocontrolled synthesis of quaternary β , γ -unsaturated amino acids: chain extension of *d*- and *l*- α -(2-(tributylstannyl)vinyl) amino acids. *Tetrahedron* 57:6329–6343. doi:10.1016/S0040-4020(01)00499-9
- Berkowitz DB, de la Salud-Bea R, Jahng W-J (2004) Synthesis of quaternary amino acids bearing a (2'Z)-fluorovinyl α -branch: potential PLP enzyme inactivators. *Org Lett* 6:1821–1824
- Berkowitz DB, Charette BD, Karukurichi KR, McFadden JM (2006) α -Vinyllic amino acids: occurrence, asymmetric synthesis, and biochemical mechanisms. *Tetrahedron Asymmetry* 17:869–882
- Biagini SCG, Gibsoné Thomas SE, Keen SP (1998) Cross-metathesis of unsaturated α -amino acid derivatives. *J Chem Soc Perkin* 1:2485–2500
- Bravo P, Crucianelli M, Vergani B, Zanda M (1998) Sulfinimines of trifluoropyruvate: novel intermediates for chiral non racemic α -trifluoromethyl α -amino acids. *Tetrahedron Lett* 39:7771–7774
- Brennan CJ, Pattenden G, Rescouri G (2003) Formal synthesis of (+)-lactacystin based on a novel radical cyclisation of an α -ethynyl substituted serine. *Tetrahedron Lett* 44:8757–8760
- Burger K, Sewald N (1990) α -Trifluormethyl-substituierte Aminosäuren mit Acetylenfunktionen in der Seitenkette. *Synthesis* 1990:115–118

- Casara P, Metcalf BW (1978) Trimethylsilylacetylene-*N*-carboethoxy glycinate dianion—a general synthon for α -acetylenic α -amino acids. *Tetrahedron Lett* 19:1581–1584
- Cativiela C, Díaz-de-Villegas MD (2007) Recent progress on the stereoselective synthesis of acyclic quaternary α -amino acids. *Tetrahedron Asymmetry* 18:569–623
- Cativiela C, Díaz-de-Villegas MD (1998) Stereoselective synthesis of quaternary α -amino acids. Part 1: acyclic compounds. *Tetrahedron Asymmetry* 9:3517–3599
- Cativiela C, Díaz-de-Villegas MD (2000) Stereoselective synthesis of quaternary α -amino acids. Part 2: cyclic compounds. *Tetrahedron Asymmetry* 11:645–732
- Collier PN, Patel I, Taylor RJK (2002) Heck reactions of amino acid building blocks: application to the synthesis of pyrrolidine analogues. *Tetrahedron Lett* 43:3401–3405
- Colson PJ, Hegedus LS (1993) Asymmetric synthesis of α -alkyl-, α -amino acids from chromium-carbene-complex-derived, β -lactams. *J Org Chem* 58:5918–5924
- Corey EJ, Fuchs PL (1972) A synthetic method for formyl \rightarrow ethynyl conversion (RCHO \rightarrow RC CH or RC CR'). *Tetrahedron Lett* 13:3769–3772
- Corey EJ, Li W, Nagamitsu T (1998) An efficient and concise enantioselective total synthesis of lactacystin. *Angew Chem Int Ed* 37:1676–1679
- Crisp GT, Gebauer MG (1996) Heck couplings of non-activated alkenes. *Tetrahedron* 52:12465–12474
- Crucianelli M, Angelis FD, Lazaro F, Malpezzi L, Volonteri A, Zanda M (2004) Synthesis of enantiomerically pure α -ethyl, α -vinyl and α -ethynyl 3,3,3-trifluoro alaninates. *J Fluor Chem* 125:573–577 (special issue on fluorinated synthons)
- Danzin C, Casara P, Clavierie N, Metcalf BW (1981) α -Ethynyl and α -vinyl analogs of ornithine as enzyme-activated inhibitors of mammalian ornithine decarboxylase. *J Med Chem* 24:16–20
- Degenkolb T, Berg A, Gams W, Schlegel B, Gräfe U (2003) The occurrence of peptaibols and structurally related peptaibiotics in fungi and their mass spectrometric identification via diagnostic fragment ions. *J. Pept. Sci. Off. Publ. Eur. Pept. Soc.* 9:666–678
- Degenkolb T, Gräfenhan T, Nirenberg HI, Gams W, Brückner H (2006) *Trichoderma brevicompactum* complex: rich source of novel and recurrent plant-protective polypeptide antibiotics (peptaibiotics). *J Agric Food Chem* 54:7047–7061
- Duggan HME, Hitchcock PB, Young DW (2005) Synthesis of 5/7-, 5/8- and 5/9-bicyclic lactam templates as constraints for external β -turns. *Org Biomol Chem* 3:2287–2295
- Feng L, Kirsch JF (2000) L-Vinylglycine is an alternative substrate as well as a mechanism-based inhibitor of L-aminocyclopropane-1-carboxylate synthase. *Biochem (Mosc.)* 39:2436–2444
- Fernández González D, Brand JP, Waser J (2010) Ethynyl-1,2-benziodoxol-3(1 H)-one (EBX): an exceptional reagent for the ethynylation of keto, cyano, and nitro esters. *Chem Eur J* 16:9457–9461
- Finkbeiner P, Weckenmann NM, Nachtsheim BJ (2014) Alkynyl-odonium salt mediated alkynylation of azlactones: fast access to C(α)-tetrasubstituted α -amino acid derivatives. *Org Lett* 16:1326–1329
- Fukumoto H, Takahashi K, Ishihara J, Hatakeyama S (2006) Total synthesis of (+)- β -erythroidine. *Angew Chem Int Ed* 45:2731–2734
- Gardiner J, Anderson KH, Downard A, Abell AD (2004) Synthesis of cyclic β -amino acid esters from methionine, allylglycine, and serine. *J Org Chem* 69:3375–3382
- Gurjar MK, Talukdar A (2002) Heck Reaction of (S)-*N*-Cbz-allyl glycine *t*-butyl ester with aromatic halides. *Synthesis* 2002:315–316
- Hassan HMA, Brown FK (2010) A convenient approach to acyclic unsaturated amino acids via ring-closing metathesis. *Chem Commun* 46:3013–3015
- Hata S, Koyama H, Shimizu M (2011) Synthesis of α -disubstituted α -amino esters: nucleophilic addition to iminium salts generated from amino ketene silyl acetals. *J Org Chem* 76:9670–9677
- Hatakeyama S, Matsumoto H, Fukuyama H, Mukugi Y, Irie H (1997) Et₂AlCl-catalyzed cyclization of epoxytrichloroacetimidates for the synthesis of α -substituted serines. *J Org Chem* 62:2275–2279
- Hruby VJ, Li G, Haskell-Luevano C, Shenderovich M (1997) Design of peptides, proteins, and peptidomimetics in chi space. *Biopolymers* 43:219–266
- Huang G, Yang J, Zhang X (2011) Highly enantioselective zinc/BINOL-catalyzed alkynylation of α -ketoimine ester: a new entry to optically active quaternary α -CF₃ α -amino acids. *Chem Commun* 47:5587–5589
- Hughes A (2009) Amino acids, peptides, and proteins in organic chemistry. Wiley-VCH, Weinheim
- Kaul R, Surprenant S, Lubell WD (2005) Systematic study of the synthesis of macrocyclic dipeptide β -turn mimics possessing 8-, 9-, and 10- membered rings by ring-closing metathesis. *J Org Chem* 70:3838–3844
- Keith DD, Tortora JA, Incichen K, Leimgruber W (1975) The total synthesis of rhizobitoxine. *Tetrahedron* 31:2633–2636
- Khosla MC, Stachowiak K, Smeby RR, Bumpus FM, Piriou F, Lintner K, Fermandjian S (1981) Synthesis of [alpha-methyltyrosine-4]angiotensin II: studies of its conformation, pressor activity, and mode of enzymatic degradation. *Proc Natl Acad Sci USA*. 78:757–760
- Kotha S (2003) The building block approach to unusual α -amino acid derivatives and peptides. *Acc Chem Res* 36:342–351
- Kotha S, Ghosh AK (2004) The Diels-Alder Approach for the synthesis of tetralin-based α -amino acid derivatives and their modification by the Suzuki-Miyaura cross-coupling reaction. *Synthesis* 558–567
- Krebs A, Ludwig V, Pfizer J, Dürner G, Göbel MW (2004) Enantioselective synthesis of non-natural aromatic α -amino acids. *Chem Eur J*. 10:544–553
- Kuroda Y, Okuhara M, Goto T, Kohsaka M, Aoki H, Imanaka H (1980a) FR-900130, a novel amino acid antibiotic. II. Isolation and structure elucidation of the acetyl derivative of FR-900130. *J. Antibiot. (Tokyo)* 33:132–136
- Kuroda Y, Okuhara M, Goto T, Yamashita M, Iguchi E, Kohsaka M, Aoki H, Imanaka H (1980b) FR-900148, a new antibiotic. I. Taxonomy, fermentation, isolation and characterization. *J. Antibiot. (Tokyo)* 33:259–266
- Lange UEW, Baucke D, Hornberger W, Mack H, Seitz W, Höffken HW (2006) Orally active thrombin inhibitors. Part 2: optimization of the P₂-moiety. *Bioorg Med Chem Lett* 16:2648–2653
- Liu B, Brandt JD, Moeller KD (2003) Constrained peptidomimetics: building bicyclic analogs of pyrazoline derivatives. *Tetrahedron* 59:8515–8523
- Macovei C, Vicennati P, Quinton J, Nevers M-C, Volland H, Crémillon C, Taran F (2012) Polyclonal antibodies: a cheap and efficient tool for screening of enantioselective catalysts. *Chem Commun* 48:4411–4413
- Maity P, Lepore SD (2011) Catalytic synthesis of nonracemic azapoline derivatives by cyclization of β -alkynyl hydrazines under kinetic resolution conditions. *Angew Chem Int Ed* 50:8338–8341
- Maycock A, Aster S, Patchett A (1979) A suicide inactivation of decarboxylases. *Dev Biochem* 115
- Meffre P, Le Goffic F (1996) β , γ -Alkynyl- α -amino acids: a synthetic challenge. *Amino Acids* 11:313–328
- Metcalf BW, Jund K (1977) Synthesis of β , γ -unsaturated amino acids as potential catalytic irreversible enzyme inhibitors. *Tetrahedron Lett* 18:3689–3692
- Newman H (1973) Preparation of α , β -unsaturated aldehydes from acid chlorides. *J Org Chem* 38:2254–2255

- Nolen EG, Kurish AJ, Wong KA, Orlando MD (2003) Short, stereoselective synthesis of C-glycosyl asparagines via an olefin cross-metathesis. *Tetrahedron Lett* 44:2449–2453
- O'Connor SJ, Liu Z (2003) A concise synthesis of sterically hindered 3-amino-2-oxindoles. *Synlett* 2135–2138
- Ochiai M, Ito T, Takaoka Y, Masaki Y, Kunishima M, Tani S, Nagao Y (1990) Synthesis of ethynyl(phenyl)iodonium tetrafluoroborate. A new reagent for ethynylation of 1,3-dicarbonyl compounds. *J Chem Soc Chem Commun* 118–119
- Ojima I, Tzamarioudaki M, Eguchi M (1995) New and efficient route to pipercolic acid derivatives by means of Rh-catalyzed intramolecular cyclohydrocarbonylation. *J Org Chem* 60:7078–7079
- Olma A, Lasota A, Kudaj A (2012) A convenient route to optically pure α -alkyl- β -(sec-amino)alanines. *Amino Acids* 42:2525–2528
- Padwa A, Hennig R, Kappe CO, Reger TS (1998) A triple cascade sequence as a strategy for the construction of the erythrinane skeleton. *J Org Chem* 63:1144–1155
- Polinelli S, Broxterman QB, Schoemaker HE, Boesten WHJ, Crisma M, Valle G, Toniolo C, Kamphuis J (1992) New aspartame-like sweeteners containing L-(α Me)Phe. *Bioorg Med Chem Lett* 2:453–456
- Rando RR (1974) Irreversible inhibition of aspartate aminotransferase by 2-amino-3-butenic acid. *Biochem (Mosc.)* 13:3859–3863
- Rando RR (1984) Mechanism-based enzyme inactivators. *Pharmacol Rev* 36:111–142
- Rutjes FPJT, Schoemaker HE (1997) Ruthenium-catalyzed ring closing olefin metathesis of non-natural α -amino acids. *Tetrahedron Lett* 38:677–680
- Sasaki NA, Potier P, Savignac M, Jaouen G (1988) Organometallic derivatives of peptides: application to peptide receptor analysis. *Tetrahedron Lett* 29:5759–5762
- Sawyer K (1997) Structure-based drug design: disease, targets, techniques and developments. Vecrapandian P (eds) Marcel Dekker, New-York, p 559
- Schmidt U, Respondek M, Lieberknecht A, Werner J, Fischer P (1989) Amino acids and peptides; 70. ¹ optically active α -amino acids, *N*-Boc-aminoaldehydes and α -amino- β -hydroxy Acid from 2,3-epoxy alcohols. *Synthesis* 1989:256–261
- Schöllkopf U, Westphalen K-O, Schröder J, Horn K (1988) Asymmetric syntheses via heterocyclic intermediates, XL. Studies on the acylation of lithiated bislactim ethers of cyclo(-L-Val-Ala-) and cyclo(-L-Val-Gly-) Asymmetric synthesis of (R)- α -alkenyl and (R)- α -ethynyl alanine methyl esters by the bislactim ether method. *Liebigs Ann Chem* 1988:781–786
- Sémeril D, Nôtre JL, Bruneau C, Dixneuf PH, Kolomiets AF, Osipov SN (2001) Fluorine-containing α -alkynyl amino esters and access to a new family of 3,4-dehydroproline analogues. *New J Chem* 25:16–18
- Shchetnikov G, Osipov S, Bruneau C, Dixneuf P (2008) Ruthenium-catalyzed cyclotrimerization of 1,6- and 1,7-azadiynes: new access to fluorinated bicyclic amino acids. *Synlett* 2008:578–582
- Shchetnikov GT, Zotova MA, Bruneau C, Dixneuf PH, Osipov SN (2010) Synthesis of α -alkynyl- β , β , β -trifluoroalanine derivatives by Sonogashira cross-coupling reaction. *Eur J Org Chem* 2010:1587–1592
- Tanaka M (2007) Design and synthesis of chiral alpha, alpha-disubstituted amino acids and conformational study of their oligopeptides. *Chem Pharm Bull (Tokyo)* 55:349–358
- Taub D, Patchett AA (1977) Syntheses of α -ethynyl-3, 4-dihydroxyphenylalanine and α -vinyl-3, 4-dihydroxyphenylalanine. *Tetrahedron Lett* 18:2745–2748
- Tendler SJ, Threadgill MD, Tisdale MJ (1987) Activities of serine hydroxymethyltransferase in murine tissues and tumours. *Cancer Lett* 36:65–69
- Tolman V, Sedmera P (1988) Unsaturated amino acids: synthesis of trans-3,4-didehydro analogues of L-ornithine and L-arginine. *Tetrahedron Lett* 29:6183–6184
- Venkatraman J, Shankaramma SC, Balaram P (2001) Design of folded peptides. *Chem Rev* 101:3131–3152
- Walsh C (1979) Enzymatic reaction mechanisms. W H, Freeman, San Francisco
- Watson DRM, Waugh F (1972) Friedel-Crafts reactions of bis(trimethylsilyl)polyynes with acyl chlorides; a useful route to terminal-alkynyl ketones. *J Organomet Chem* 37:45–56
- Yonezawa Y, Shimizu K, Yoon K, Shin C (2000) Facile synthesis of L-3,4-didehydrovaline constituting an antibiotic, phomopsisin A. *Synthesis* 2000:634–636