



HAL
open science

Fermented milk products: effects of lactose hydrolysis and fermentation conditions on the rheological properties

C. Schmidt, S. Mende, D. Jaros, H. Rohm

► **To cite this version:**

C. Schmidt, S. Mende, D. Jaros, H. Rohm. Fermented milk products: effects of lactose hydrolysis and fermentation conditions on the rheological properties. Dairy Science & Technology, 2016, 96 (2), pp.199-211. 10.1007/s13594-015-0259-9 . hal-01532292

HAL Id: hal-01532292

<https://hal.science/hal-01532292>

Submitted on 2 Jun 2017

HAL is a multi-disciplinary open access archive for the deposit and dissemination of scientific research documents, whether they are published or not. The documents may come from teaching and research institutions in France or abroad, or from public or private research centers.

L'archive ouverte pluridisciplinaire **HAL**, est destinée au dépôt et à la diffusion de documents scientifiques de niveau recherche, publiés ou non, émanant des établissements d'enseignement et de recherche français ou étrangers, des laboratoires publics ou privés.

Fermented milk products: effects of lactose hydrolysis and fermentation conditions on the rheological properties

C. Schmidt¹ · S. Mende¹ · D. Jaros¹ · H. Rohm¹

Received: 2 July 2015 / Accepted: 3 September 2015 /

Published online: 2 October 2015

© INRA and Springer-Verlag France 2015

Abstract Lactose-free dairy products become increasingly important for lactose-intolerant consumers, but there are only few studies concerning the rheological properties of fermented dairy products from lactose-hydrolysed milk. Hydrolysis was performed with commercial β -galactosidase either before or during fermentation (co-hydrolysis). In each trial, fermentation of the base milk was carried out simultaneously using the same starter cultures for (a) untreated milk (reference) (b) hydrolysed milk as substrate and (c) by performing lactose hydrolysis and fermentation simultaneously (co-hydrolysis). In total, five thermophilic starter cultures and two products (yoghurt and Greek-style yoghurt) were investigated. Results show that the influence of hydrolysis of lactose on the properties of the fermented dairy products strongly depends on starter culture and substrate. For starters C and D, apparent viscosity (extracted from flow curves at a shear rate of 75 s^{-1}) of fermented milks was only marginally affected by lactose hydrolysis, ranging between approx. 0.34–0.31 and 0.37–0.31 Pa.s, respectively. Hydrolysed products from starters A and E exhibited significant lower apparent viscosity (0.16 and 0.24 Pa.s) compared with their respective references (0.29 and 0.35 Pa.s). Fermentation of both substrates (regular yoghurt, Greek-style yoghurt) with starter B resulted in a decrease of yield stress and apparent viscosity because of lactose hydrolysis only for Greek-style yoghurt. Furthermore, a trend towards higher EPS synthesis was found when using hydrolysed milk. The results clearly show that products made from lactose-hydrolysed milk with similar rheological properties as the reference product can be obtained but that there is a lack of information concerning the complex interactions between starter culture and milk substrate.

Keywords Yoghurt · Lactose hydrolysis · Rheological properties

✉ D. Jaros
doris.jaros@tu-dresden.de

¹ Chair of Food Engineering, Technische Universität Dresden, 01062 Dresden, Germany

1 Introduction

Lactose intolerance comes from the insufficient resorption of lactose in the small intestine, caused by a reduced activity or the absence of β -galactosidase. Consequently, undigested lactose reaches the colon where it is fermented by the colon microbiota into e.g. methane, hydrogen and lactate which cause symptoms such as flatulence, abdominal pain and diarrhoea (Mlichová and Rosenberg 2006; Schaafsma 2008). Because of these negative effects, lactose-intolerant consumers avoid the intake of milk and lactose-containing foods. Sales opportunities of lactose-free products are high all over the world, especially in countries with a high percentage of lactose-intolerant people (Harju et al. 2012; Jelen and Tossavainen 2003). More than 70% of the world population suffers from lactose intolerance (Vasiljevic and Jelen 2003), but its occurrence largely depends on the population group: only approx. 10% of Northern Europeans but more than 90% of South-East Asians suffer from this intolerance (Jelen and Tossavainen 2003).

β -D-Galactopyranosyl-(1 \rightarrow 4)-D-glucose (= lactose) is the main carbohydrate in milk (Schaafsma 2008). Hydrolysis by β -galactosidase, which can be isolated from, e.g. plants, animals, yeasts, fungi and bacteria (Harju et al. 2012; Husain 2010; Mlichová and Rosenberg 2006), is one of the most important biotechnological processes in the food industry. β -Galactosidases from *Kluyveromyces lactis*, *Kluyveromyces fragilis*, *Aspergillus niger* and *Aspergillus oryzae* are most commonly applied because they are available in high amounts and low-priced compared to lactase of animal or herbal origin (Husain 2010; Mlichová and Rosenberg 2006).

Not only lactose hydrolysis serves for producing milk products that are tolerated by lactose-intolerant people, but also hydrolysed products taste sweeter because of the higher sweetness of the individual monosaccharides (Adhikari et al. 2010; Harju et al. 2012; Novalin et al. 2005). Consequently, in yoghurt from hydrolysed milk, the amount of added sugar can be reduced, resulting in a product with lower energy (Mlichová and Rosenberg 2006). For the manufacture of lactose-free base milk, mainly free enzymes are used. Some lactases, however, exhibit proteolytic activities that may cause a bitter after taste (Harju et al. 2012; Nagaraj et al. 2009).

Only a few studies refer to the influence of lactose hydrolysis on the characteristics of fermented milk. Some studies reported on a reduction of fermentation time in case of hydrolysed base milk (Matijević et al. 2011; Nagaraj et al. 2009), whereas others (Ibarra et al. 2012; Toba et al. 1986) observed an increase of fermentation time or rather no effects. Consequently, a strong influence of the starter culture must be assumed. Hydrolysis of lactose can also be performed simultaneously with fermentation. This so called co-hydrolysis is usually preferred, because it saves extra processing time for hydrolysis and omits additional energy costs (Günther 1983). Concerning fermented products, Vènica et al. (2013) did not detect differences in syneresis and sensory properties between drinkable yoghurt from not hydrolysed and co-hydrolysed milk, whereas in sensory tests of Toba et al. (1986), co-hydrolysed yoghurt was rated as unacceptable because of its strong sweetness and the occurrence of an off-flavour. Ibarra et al. (2012) found that the sensory quality of yoghurt declined with increasing lactose hydrolysis degree, and Nagaraj et al. (2009) detected increased syneresis of yoghurt from hydrolysed milk. Yoghurt from milk with 50 and 70% of lactose hydrolysed before

fermentation exhibited a creamier texture and a better flavour than yoghurt from not-hydrolysed milk, whereas 90% lactose hydrolysis resulted in products with lower viscosity and a too sweet flavour. Martins et al. (2012) hydrolysed more than 97% of lactose during fermentation with 0.5 and 1.0 g.L⁻¹ lactase. The products that contained less enzyme exhibited higher viscosity and lower syneresis despite a similar degree of hydrolysis. The authors speculated that this can be explained by a lower amount of exopolysaccharides (EPS) synthesised in case of higher enzyme concentration; however, EPS concentration was not determined.

The aim of our study was to investigate the influence of different strategies of lactose hydrolysis and the contribution of the starter cultures on viscosity and texture of regular yoghurt and Greek-style yoghurt. For a systematic approach, fermentations of not hydrolysed milk (reference), of milk that was hydrolysed before fermentation and of co-hydrolysed milk (addition of β -galactosidase and starter concomitantly) were performed simultaneously for each starter culture.

2 Materials and methods

2.1 Production of the base milk

For the production of regular yoghurt (further encoded as 12), reconstituted skim milk was prepared by dissolving low-heat skim milk powder (SMP) (Sachsenmilch Leppersdorf GmbH, Leppersdorf, Germany) in deionised water at a concentration of 120 g.kg⁻¹ and by subsequent stirring at 300 rpm with a three-wing propeller mixer ($d=70$ mm) for 30–45 min (final base milk 116 g.kg⁻¹ dry matter, 38.7 g.kg⁻¹ protein, ratio casein/whey protein=4:1). The substrate for Greek-style yoghurt (further encoded as 14) was reconstituted skim milk (100 g.kg⁻¹), enriched by 40 g.kg⁻¹ Promilk 852A milk protein isolate (IDI SAS, Arras Cedex, France) with a casein/whey protein ratio of 11.5:1. The final base milk for Greek-style yoghurt had 135 g.kg⁻¹ dry matter, 64 g.kg⁻¹ protein and a ratio casein/whey protein of 6:1.

For each fermentation trial, 3.5 kg base milk was produced. After storage at 4 °C for at least 24 h, the milk was heated in a stainless steel vessel ($V=4$ L) to 90 °C in a water bath. This temperature was held for 10 min to ensure sufficient whey protein denaturation. The base milk was then cooled in ice water and split in 1.0 kg aliquots into three stainless steel vessels ($V=1.4$ L).

2.2 Lactose hydrolysis

For lactose hydrolysis before fermentation, one of the vessels was equilibrated to 38 °C in a water bath, and 7500 neutral lactase units (NLU).kg⁻¹ Maxilact L2000 (DSM Food Specialties France SAS, Seclin Cedex, France) was added. Hydrolysis was carried out under continuous stirring with a propeller mixer at 200 rpm at 38 °C for 120 min to achieve a final lactose content of <1 g/L. Usually, fermentation followed immediately afterwards. In the co-hydrolysed approach, lactose hydrolysis was performed during fermentation and at fermentation temperature with a reduced amount of enzyme (3750 NLU.kg⁻¹). For that, the milk was stirred only the first 15 min after simultaneous addition of starter culture and enzyme at 200 rpm.

2.3 Fermentation

Fermentation of the reference, the hydrolysed and the co-hydrolysed product was carried out simultaneously at the respective fermentation temperature in the same water bath. Five thermophilic yoghurt starters (mixtures of *Streptococcus thermophilus* and *Lactobacillus delbrueckii* ssp. *bulgaricus*, encoded A–C and E or only *S. thermophilus* starter, code D), which are still under development and not yet commercially available, were used. During fermentation at 38 °C for yoghurt or at 42 °C for Greek-style yoghurt, the pH of each product was continuously logged to a computer. In case of yoghurt, two independent trials were performed for each condition (hydrolysis × starter); for Greek-style yoghurt, only starters A and B were used.

At pH 4.60 ± 0.05 (yoghurt) or at 4.65 ± 0.05 (Greek-style yoghurt), the vessels were placed in ice water to stop fermentation. At approx. 23 °C, the gels were broken by moving a perforated plate ($d=78.5$ mm, number of holes: 8, hole diameter=14 mm) ten times up and down within 30 s. This regime was repeated twice with rests of 4.5 min in between. Finally, the gel was stirred with a propeller mixer at 400 rpm for 3 min, filled into aseptic polypropylene cups and stored at 4 °C. Greek-style yoghurt was stirred for 2 min at 400 rpm and another 2.5 min at 700 rpm to result in a comparably homogeneous stirred product.

2.4 Forced syneresis

Syneresis of set (1 day after production) and stirred gels (3 days after production) was determined in quadruplicate by centrifugation (6 °C, 1000×g, 20 min). The expelled whey was removed by a Pasteur pipette, and syneresis was calculated as the ratio of the mass of expelled whey to total gel mass before centrifugation (Jaros et al. 2002).

2.5 Rheological analysis

2.5.1 Hysteresis loop experiments

Stirred yoghurt samples stored for 3 and 21 days were equilibrated to 15 °C and subjected to hysteresis loop experiments in duplicate using the ARES RFS3 with a parallel plate geometry ($d=25$ mm, $gap=1.3$ mm). After sample loading and resting for 90 s, shear rate was increased linearly from 0 to 100 s^{-1} within 100 s and decreased again to 0 s^{-1} within another 100 s, and shear stress was recorded. For evaluation of the shear stability of the products, the hysteresis loop area was related to the respective maximum shear stress at a shear rate of 100 s^{-1} .

2.5.2 Viscosity measurements

Flow properties of stirred gels were analysed after 3- and 21-day storage in the cylinder geometry ($d_i=32$ mm, $d_a=34$ mm, $h=33.5$ mm) of the ARES RFS3 at 15 °C. Samples were loaded and allowed to relax for 300 s. Shear rate was increased from 0.03 to 100 s^{-1} , and five data points per decade were recorded after 100 s pre-shearing and 10 s measuring for each point. For better comparison of the samples, yield stress τ_0 obtained from fitting to the Herschel-Bulkley model in a shear rate range of 0.03 – 4 s^{-1} and apparent viscosity η_A at a shear rate of 75 s^{-1} were used.

2.6 Isolation and quantification of EPS

Five-gram milk gel was weighed into a 50-mL centrifuge tube and neutralised with 1 mol.L^{-1} NaOH. The samples were then incubated with 250 μL Pronase E solution (4.8 g.L^{-1} ; Sigma-Aldrich Chemie GmbH, Steinheim, Germany) at 37°C overnight for protein digestion (Mende et al. 2012b). To prevent microbial growth, 150 μL sodium azide (40 g.L^{-1}) was added. For precipitation of residual protein and cells, 0.7 mL trichloroacetic acid (TCA; 800 g.L^{-1}) was added. Subsequently, samples were heated at 90°C for 10 min, cooled for 20 min in ice water and centrifuged (4°C , 19,000g, 20 min). The supernatant was collected, and the pellet was re-suspended in 0.5 mL TCA (100 g.L^{-1}) and centrifuged again. The pellet was then discarded, and the supernatants were combined and treated with 16 mL acetone overnight at 4°C to precipitate the polysaccharides. The EPS-containing precipitate was obtained by centrifugation (conditions as above), re-suspended in 5 mL deionised water and dialysed (molecular mass cut-off 8–10 kDa; Carl Roth GmbH & Co KG, Karlsruhe, Germany) for 48 h against deionised water that was changed twice a day. The samples were then freeze-dried (Alpha 1–2, Martin Christ Gefriertrocknungsanlagen GmbH, Osterode, Germany).

The carbohydrate amount was determined photometrically by the phenol-sulphuric acid method (Dubois et al. 1956). Two hundred-microliters appropriately diluted aqueous solution of freeze-dried EPS powder was treated with 200 μL phenol solution (50 g.L^{-1}) and 1 mL 98% sulphuric acid. After 300 min incubation at 30°C , absorption was measured at 490 nm with a Helios Beta UV-vis Spectrometer (Thermo Scientific Inc., Waltham, USA). The carbohydrate amount was calculated using a calibration function, established with glucose in defined concentrations and expressed as glucose equivalents (mg GE.kg^{-1}).

2.7 Statistics

Analysis of variance (ANOVA) and subsequent post hoc tests were performed using the SAS Learning Edition 4.1 software (SAS Institute Inc., Cary, NC, USA). Any significances addressed below refer to $P < 0.05$.

3 Results and discussion

3.1 Fermentation time

Incubation time to achieve pH 4.60 (yoghurt) or 4.65 (Greek-style yoghurt) generally ranged from 260 to 640 min. Starters A, B and E needed less and starters C and D more than 480 min (Fig. 1). With the exception of starter D, lowest fermentation time was always obtained for the co-hydrolysed approach where lactose hydrolysis and fermentation took place simultaneously, resulting in the availability of both glucose and lactose for the starter microorganisms.

In yoghurt products made with starters A, B and E, also complete hydrolysis of lactose before inoculation accelerated fermentation compared with the respective references. For a specific combination of *S. thermophilus* and *L. delbrueckii* spp.

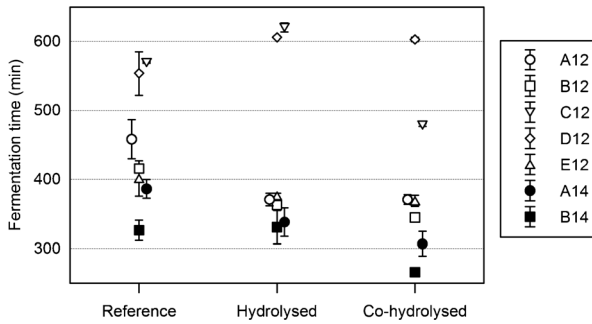


Fig. 1 Fermentation time of regular yoghurt (12) and Greek-style yoghurt (14) produced with starter cultures A–E from differently treated base milks (reference, hydrolysed, co-hydrolysed). Fermentation temperature: regular yoghurt, 38 °C; Greek-style yoghurt, 42 °C.

bulgaricus, shorter fermentation times of hydrolysed milk were also reported by Nagaraj et al. (2009) and O’Leary and Woychik (1976). Matijević et al. (2011) found for *L. acidophilus* La-5 that lactose hydrolysis reduced fermentation time of whey by 2 h, but activity of *Bifidobacterium animalis* ssp. *lactis* BB-12 was not promoted. Only starter D exhibited a shorter fermentation time in the reference sample compared to the respective hydrolysed and co-hydrolysed products. The longest fermentation time was observed for starter C in hydrolysed milk. These observations clearly point on strain-dependent differences in the preferred carbon sources (Thomas and Crow 1983).

Shorter fermentation times of starters A and B in the protein-enriched substrate can be ascribed to several factors: compared to the 120 g.kg⁻¹ dry matter substrate, starter dosage was doubled because of the higher protein content, fermentation temperature was 42 °C instead of 38 °C, and fermentation was stopped at a pH of 4.65; the effects of milk hydrolysis in protein-enriched milk on starters A and B (Greek-style yoghurt) were however similar to those in products with 120 g.kg⁻¹ dry matter.

3.2 Flow properties of stirred milk gels

After 3-day storage of yoghurt A12–E12, the yield stress τ_0 , which represents the stress below a material resists to flow, depended on the starter, but no significant differences between the reference and the respective (co-)hydrolysed products were observed. During storage for 21 days, τ_0 increased significantly (increase of 19–64%) for all yoghurt samples (Fig. 2). In case of starter E, a much lower τ_0 was observed for all products after both 3 and 21 days of storage with an average τ_0 of 1.05 and 1.50 Pa, respectively. However, differences in τ_0 attributable to milk hydrolysis were generally below $\pm 10\%$.

The between-starter differences in apparent viscosity η_A at a shear rate of 75 s⁻¹, which is related to viscosity perceived during consumption (Shama et al. 1973), were more pronounced, whereas storage-induced viscosity increase was negligible. Reference yoghurt made with starters A or E exhibited a significantly higher η_A than the corresponding yoghurt from hydrolysed and co-hydrolysed milk. For yoghurt fermented with starters B, C or D and independent of product storage, relative differences attributable to milk hydrolysis were below $\pm 10\%$. According to Lucey (2004), prolonged fermentation supports the network formation because of slower

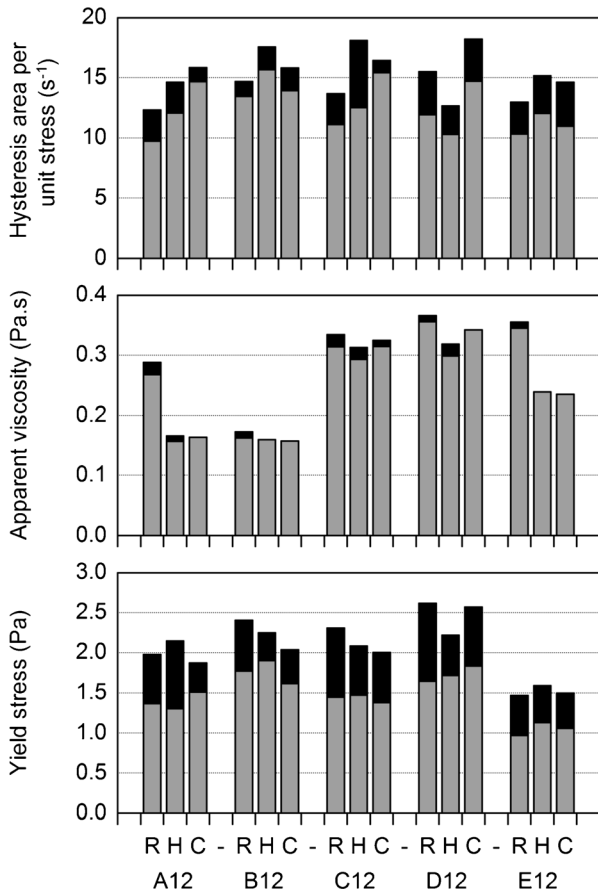


Fig. 2 Yield stress, apparent viscosity and hysteresis area per unit stress of regular yoghurt (12) produced with starters A–E after 3 days (grey) and 21 days (black) of storage ($n=4$) from differently treated base milks. R reference, H hydrolysed, C co-hydrolysed

casein aggregation, resulting in higher product viscosity. Longer fermentation times in experiments with starters C and D (see Fig. 1) could therefore be the cause for a higher viscosity, independent from lactose hydrolysis. However, the correlation between fermentation time and viscosity is still discussed controversially; a longer incubation time was also found to result in the formation of a gel with lower viscosity (Peng et al. 2009).

Greek-style yoghurt showed significantly higher τ_0 and η_A compared with regular yoghurt fermented with the same starters. This is mainly because of the protein enrichment and, in our case, particularly because of the higher casein content which allows a higher number of structure-relevant bonds in the milk gels (Lucey 2004). It is evident from Table 1 that the reference products showed always higher τ_0 and η_A compared with the respective lactose-free products, independent of product storage; these differences were not observed for regular yoghurt (see Fig. 2). The higher fermentation temperature of 42 °C (instead of 38 °C) resulted in lower fermentation times (see Fig. 1).

Table 1 Yield stress, apparent viscosity and structure degradation of Greek-style yoghurt as affected by starter culture and product storage

	Yield stress (Pa)		Apparent viscosity (Pa.s)		Hysteresis area per unit stress (s ⁻¹)	
	3 days	21 days	3 days	21 days	3 days	21 days
Starter culture A						
Reference	6.22±0.44	9.73±0.42	0.524±0.025	0.603±0.011	15.26±1.09	18.74±0.71
Hydrolysed	5.12±0.94	6.48±1.12	0.472±0.042	0.466±0.038	13.93±0.50	19.03±0.61
Co-hydrolysed	4.61±0.32	7.09±1.31	0.455±0.022	0.509±0.047	14.12±1.34	19.74±0.35
Starter culture B						
Reference	7.21±0.36	11.08±0.69	0.579±0.021	0.657±0.025	13.64±0.51	16.03±0.96
Hydrolysed	5.81±0.42	10.12±0.52	0.487±0.050	0.578±0.048	14.20±1.39	17.87±1.31
Co-hydrolysed	5.26±0.73	8.29±0.88	0.457±0.010	0.543±0.014	13.45±2.12	15.73±0.84

3.3 Shear stability of stirred milk gels

The size of the area enclosed between the upward and downward curves from hysteresis loop experiments can be considered as being proportional to structural breakdown (Folkenberg et al. 2006; Hassan et al. 2003). Figure 3 exemplary shows the response curves of the three stirred yoghurt products made with starter A which enclosed hysteresis areas of nearly the same size. Maximum shear stress τ_{\max} at 100 s⁻¹ was 42 Pa for the reference and 28 and 20 Pa for yoghurt made from hydrolysed milk and by co-hydrolysis, respectively. Consequently, hysteresis area related to τ_{\max} , which has been proposed as a measure for the “degree of structural breakdown” (Jaros et al. 2007), is lower for the reference, indicating higher shear stability.

After 3 days, the reference yoghurt made by starter A was significantly more shear stable than the respective lactose-free products (see Fig. 2). There is a general trend that yoghurt from hydrolysed milk shows a higher or similar susceptibility to shear-induced structure breakdown. The storage-induced increase in the susceptibility to shear-induced structure breakdown ranges from approx. 10 to 30%. The same is true for Greek-style yoghurt (Table 1).

3.4 Forced syneresis of set and stirred milk gels

The amount of serum that is expelled from a gel during centrifugation can be considered as a measure of its water-holding capacity (Lucey 2004). Independent of starter culture and milk treatment, forced syneresis of stirred yoghurt ranged from 46.2 to 54.1%, and the corresponding grand average was 49.8±1.9% ($n=30$). Syneresis of stirred Greek-style yoghurt ranged from 32.0 to 35.8%, and the corresponding grand average was 33.8±1.2% ($n=12$). Regarding set gels, forced syneresis was not influenced by lactose hydrolysis, whereas significant differences between the starter cultures were observed. Average values were 37.8±4.2% (starter A), 38.3±2.1% (starter B), 21.0±1.6% (starter C), 22.3±1.2% (starter D) and 25.3±2.2% (starter E). The amount of whey that was expelled from set Greek-style yoghurt was approx. 5%.

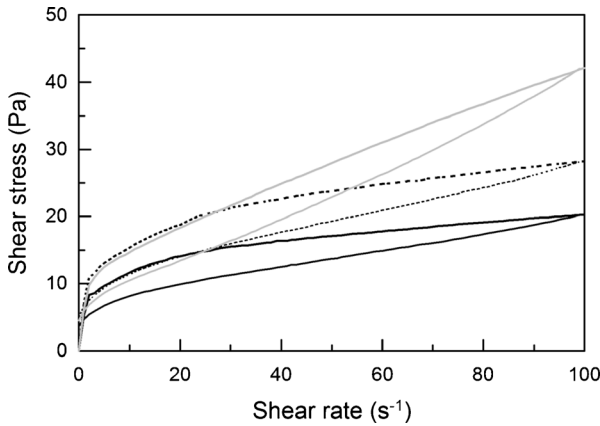


Fig. 3 Hysteresis loops (means of $n=3$) of regular yoghurt with starter A after 3-day storage from differently treated base milks. Reference (*grey line*), hydrolysed (*dotted black line*) and co-hydrolysed (*full black line*)

3.5 Synthesis of EPS

Amounts of EPS synthesised in the milk gels were significantly influenced by starter culture and, partly, by the milk treatment. Independent of differences in dry matter, EPS concentrations produced from starters A and B were highest (150–250 mg GE.kg⁻¹), whereas starters C, D and E synthesised amounts between 100 and 150 mg GE.kg⁻¹ (Fig. 4). It is obvious that hydrolysis of lactose significantly affected EPS synthesis. For some strains, EPS production was more enhanced in yoghurt made from hydrolysed milk and in co-hydrolysis (e.g. B12, E12, A14 and minor differences for D12), whereas in products A12 and B14, only hydrolysis of the milk before fermentation enhanced EPS synthesis. An exception was the co-hydrolysed product C12 with a higher EPS concentration compared to the reference and the product from hydrolysed milk.

It is well known that substrate composition, especially the carbohydrate source among other factors (nitrogen source and C/N ratio, fermentation conditions, e.g. pH, temperature), affects the amount of EPS synthesised during fermentation (Cerning 1995). Some authors

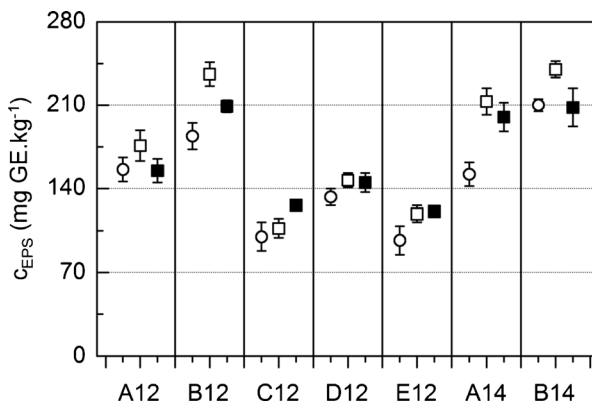


Fig. 4 Exopolysaccharide concentrations in regular yoghurt made with starters A–E (A12–E12) and in Greek-style yoghurt (A14, B14) from differently treated base milks. *Circles*, reference; *open squares*, hydrolysed; *closed squares*, co-hydrolysed

reported a strain specific effect of the carbohydrate source on EPS synthesis. Whereas, e.g. *L. delbrueckii* ssp. *bulgaricus* DSM 20081 synthesised more EPS in lactose media (Mende et al. 2012a), Petry et al. (2000) achieved higher EPS concentrations for strains CNRZ 1187 and CNRZ 416 by using glucose. Recently, this strain-specific relation between EPS production and carbohydrate source was also shown for different *S. thermophilus* strains (Mende et al. 2012b). Consequently, results from Fig. 4 lead to the conclusion that the starters used in this study have different preferences for the carbohydrate source. Starter C seems to prefer the simultaneous presence of glucose and lactose (achieved during co-hydrolysis), whereas starters A and B produced more EPS with glucose as the only carbon source (achieved by complete lactose hydrolysis before inoculation). For starters D and E, the presence of glucose seemed to result in higher EPS concentrations, but it made no difference whether lactose was also still present.

When considering the rheological properties of the different products (Fig. 2), it is obvious that the amount of synthesised EPS does not correlate with viscosity. Starters A and B produced the highest EPS concentrations but exhibited significantly lower η_A than yoghurt produced by starters C, D and E. EPS are known to generally affect water binding capacity and increase viscosity of fermented milks (Folkenberg et al. 2005; Mende et al. 2013). Mende et al. (2013) demonstrated that, for the same type of EPS, an increase of its concentration results in an increase of apparent viscosity in milk gels. The fact that EPS concentration and η_A do not correlate in the present study confirms the importance of the differences in the macromolecular properties of EPS (such as molecular mass, branching, charge or ropiness) from different starters on the viscosity of yoghurt (e.g. Duboc and Mollet 2001; Ruas-Madiedo et al. 2002). Furthermore, it is unknown whether different kinds of EPS were synthesised, which may additionally interact with each other in a positive or negative way.

3.6 Effect of fermentation temperature

Flow properties of yoghurt B12 at 38 °C were only marginally affected by lactose hydrolysis (see Fig. 2), whereas both τ_0 and η_A were significantly higher for the reference product in case of Greek-style yoghurt produced at 42 °C (see Table 1). To evaluate the impact of the different temperature, additional fermentations for Greek-style yoghurt with starter B were carried out at 38 °C (B14_38).

Lower temperature (38 °C) resulted in prolonged fermentation time (60 min longer). But, after 3 days of storage, no significant differences of η_A of the stirred gels were found between lactose-containing and lactose-free milk gels (Fig. 5). Compared to fermentation at 42 °C, the products exhibited lower η_A , which is in line with findings from Haque et al. (2001) who obtained also higher viscosity at higher fermentation temperature. During storage (between 3 and 21 days), more structure was rebuilt in the reference product, resulting in an increase in viscosity of 22% compared to the hydrolysed (17%) and the co-hydrolysed product (12%).

There is a trend that during fermentation at 38 °C, more EPS (approx. 250 mg GE.kg⁻¹) were synthesised compared to fermentation at 42 °C (approx. 220 mg GE.kg⁻¹). Together with the longer fermentation time at 38 °C, this implies that EPS synthesis of starter B is growth associated. Various studies found that EPS synthesis of many bacterial strains is growth-associated (e.g. De Vuyst et al. 1998; Petry et al. 2000; Welman and Maddox 2003). Mende et al. (2012a) observed a significant increase of the

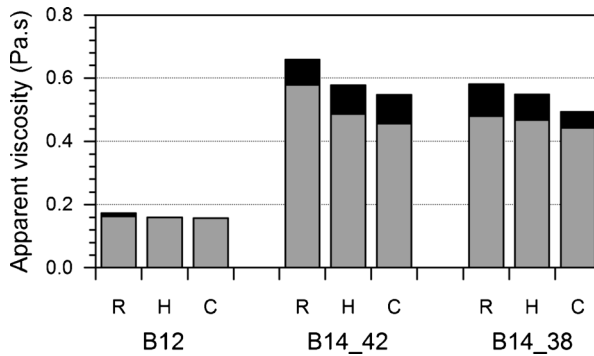


Fig. 5 Means of apparent viscosity of regular yoghurt (12) and Greek-style yoghurt (14) made with starter B after 3 days (grey) and 21 days (black) of storage ($n=4$) from differently treated base milks. *R* reference, *H* hydrolysed, *C* co-hydrolysed. Numbers 38 and 42 denote fermentation temperature

colony count for *L. delbrueckii* ssp. *bulgaricus* DSM 20081 and associated higher EPS concentration when fermentation temperature was decreased from 45 to 37 °C.

The presence of more EPS in Greek-style yoghurt fermented at 38 °C could cause the slower structure rebuilding of the stirred products, so that significant differences in apparent viscosity between products fermented at 38 °C were only detectable after more than 3-day storage. During stirring of set milk gels, the protein network is broken into smaller aggregates, resulting in a reduction of viscosity, which is then partially re-established during storage. This regeneration of the network was found to be hindered by the presence of EPS (Girard and Schaffer-Lequart 2007; Kristo et al. 2011). Girard and Schaffer-Lequart (2007) added defined amounts of EPS to milk, prepared gels by acidification with glucono- δ -lactone and discovered a decrease of regeneration capacity of the gels with the increase of EPS concentration.

4 Conclusions

In the present study, the influence of lactose hydrolysis (before or during fermentation) on the rheological properties of fermented milk products was investigated by using five starter cultures and two product types (yoghurt and Greek-style yoghurt). Within each trial (reference, pre-hydrolysed substrate, co-hydrolysed approach), fermentations were carried out simultaneously with the same starter culture. Results show that the influence of lactose hydrolysis on the properties of the fermented dairy products strongly depends on starter culture and substrate. Apparent viscosity of fermented milks from starter cultures C and D was only marginally affected by hydrolysis of lactose (relative differences always below 10%), whereas products from starters A and E exhibited significant lower viscosity (decrease of 45 and 32%, respectively) compared with their respective references. For starter B, it became evident that yield stress and apparent viscosity of Greek-style yoghurt decreased because of lactose hydrolysis, whereas regular yoghurt was not affected. Determination of EPS concentration showed a trend to more EPS synthesised in hydrolysed milk compared with the reference substrate. For a better understanding of the impact of the EPS on the rheological properties of the products, further studies are needed to determine the strain-specific EPS characteristics.

Acknowledgments We would like to thank DSM Food Specialties for kindly providing the starter cultures for this study.

References

- Adhikari K, Dooley LM, Chambers E, Bhumiratana N (2010) Sensory characteristics of commercial lactose-free milks manufactured in the United States. *LWT—Food Sci Technol* 43:113–118
- Cerning J (1995) Production of exopolysaccharides by lactic acid bacteria and dairy propionibacteria. *Lait* 75: 463–472
- De Vuyst L, Vanderveken F, De Ven SV, Degeest B (1998) Production by and isolation of exopolysaccharides from *Streptococcus thermophilus* grown in a milk medium and evidence for their growth-associated biosynthesis. *J Appl Microbiol* 84:1059–1068
- Duboc P, Mollet B (2001) Applications of exopolysaccharides in the dairy industry. *Int Dairy J* 11:759–768
- Dubois M, Gilles KA, Hamilton JK, Rebers PA, Smith F (1956) Colorimetric method for determination of sugars and related substances. *Anal Chem* 28:350–356
- Folkenberg DM, Dejmeck P, Skriver A, Ipsen R (2005) Relation between sensory texture properties and exopolysaccharide distribution in set and in stirred yoghurts produced with different starter cultures. *J Texture Stud* 36:174–189
- Folkenberg DM, Dejmeck P, Skriver A, Guldager HS, Ipsen R (2006) Sensory and rheological screening of exopolysaccharide producing strains of bacterial yoghurt cultures. *Int Dairy J* 16:111–118
- Girard M, Schaffer-Lequart C (2007) Gelation of skim milk containing anionic exopolysaccharides and recovery of texture after shearing. *Food Hydrocoll* 21:1031–1040
- Günther E (1983) Verfahren zur herstellung von joghurt mit reduziertem Lactosegehalt. Patent DE 3146198 A1
- Haque A, Richardson RK, Morris ER (2001) Effect of fermentation temperature on the rheology of set and stirred yogurt. *Food Hydrocoll* 15:593–602
- Harju M, Kallioinen H, Tossavainen O (2012) Lactose hydrolysis and other conversions in dairy products: technological aspects. *Int Dairy J* 22:104–109
- Hassan AN, Ipsen R, Janzen T, Qvist KB (2003) Microstructure and rheology of yogurt made with cultures differing only in their ability to produce exopolysaccharides. *J Dairy Sci* 86:1632–1638
- Husain Q (2010) Beta galactosidases and their potential applications: a review. *Crit Rev Biotechnol* 30:41–62
- Ibarra A, Acha R, Calleja MT, Chiralt-Boix A, Wittig E (2012) Optimization and shelf life of a low-lactose yogurt with *Lactobacillus rhamnosus* HN001. *J Dairy Sci* 95:3536–3548
- Jaros D, Heidig C, Rohm H (2007) Enzymatic modification through microbial transglutaminase enhances the viscosity of stirred yogurt. *J Texture Stud* 38:179–198
- Jaros D, Haque A, Kneifel W, Rohm H (2002) Influence of the starter culture on the relationship between dry matter content and physical properties of stirred yogurt. *Milchwissenschaft - Milk Sci Int* 57:447–450
- Jelen P, Tossavainen O (2003) Low lactose and lactose-free milk and dairy products—prospects, technologies and applications. *Aust J Dairy Technol* 58:161–165
- Kristo E, Miao Z, Corredig M (2011) The role of exopolysaccharide produced by *Lactococcus lactis* subsp. *cremoris* in structure formation and recovery of acid milk gels. *Int Dairy J* 21:656–662
- Lucey JA (2004) Cultured dairy products: an overview of their gelation and texture properties. *Int J Dairy Technol* 57:77–84
- Martins AR, Manera AP, Monteiro RL, Burkert JFM, Burkert CAV (2012) Simultaneous enzymatic hydrolysis and lactic fermentation to obtain a yogurt with low lactose content. *Ciência Agrotecnol* 36:551–559
- Matijević B, Lisak K, Božanić R, Tratnik L (2011) Impact of enzymatic hydrolyzed lactose on fermentation and growth of probiotic bacteria in whey. *Mljekarstvo* 61:154–160
- Mende S, Krzyzanowski L, Weber J, Jaros D, Rohm H (2012a) Growth and exopolysaccharide yield of *Lactobacillus delbrueckii* ssp. *bulgaricus* DSM 20081 in batch and continuous bioreactor experiments at constant pH. *J Biosci Bioeng* 113:185–191
- Mende S, Mentner C, Thomas S, Rohm H, Jaros D (2012b) Exopolysaccharide production by three different strains of *Streptococcus thermophilus* and its effect on physical properties of acidified milk. *Eng Life Sci* 12:466–474
- Mende S, Peter M, Bartels K, Dong T, Rohm H, Jaros D (2013) Addition of purified exopolysaccharide isolates from *S. thermophilus* to milk and their impact on the rheology of acid gels. *Food Hydrocoll* 32: 178–185

- Mlichová Z, Rosenberg M (2006) Current trends of β -galactosidase application in food technology. *J Food Nutr Res* 45:47–54
- Nagaraj M, Sharanagouda B, Manjunath H, Manafi M (2009) Standardization of different levels of lactose hydrolysis in the preparation of lactose hydrolysed yoghurt. *Iran J Vet Res* 10:132–136
- Novalin S, Neuhaus W, Kulbe KD (2005) A new innovative process to produce lactose-reduced skim milk. *J Biotechnol* 119:212–218
- O’Leary VS, Woychik JH (1976) Utilization of lactose, glucose, and galactose by a mixed culture of *Streptococcus thermophilus* and *Lactobacillus bulgaricus* in milk treated with lactase enzyme. *Appl Environ Microbiol* 32:89–94
- Peng Y, Horne DS, Lucey JA (2009) Impact of preacidification of milk and fermentation time on the properties of yogurt. *J Dairy Sci* 92:2977–2990
- Petry S, Furlan S, Crepeau MJ, Cerning J, Desmazeaud M (2000) Factors affecting exocellular polysaccharide production by *Lactobacillus delbrueckii* subsp. *bulgaricus* grown in a chemically defined medium. *Appl Environ Microbiol* 66:3427–3431
- Ruas-Madiedo P, Hugenholtz J, Zoon P (2002) An overview of the functionality of exopolysaccharides produced by lactic acid bacteria. *Int Dairy J* 12:163–171
- Schaafsma G (2008) Lactose and lactose derivatives as bioactive ingredients in human nutrition. *Int Dairy J* 18:458–465
- Shama F, Parkinson C, Sherman P (1973) Identification of stimuli controlling the sensory evaluation of viscosity I. Non-oral methods. *J Texture Stud* 4:102–110
- Thomas TD, Crow VL (1983) Lactose and sucrose utilization by *Streptococcus thermophilus*. *FEMS Microbiol Lett* 17:13–17
- Toba T, Arihara K, Adachi S (1986) Quantitative changes in oligosaccharides during fermentation and storage of yogurt inoculated simultaneously with starter culture and β -galactosidase preparation. *J Dairy Sci* 69:1241–1245
- Vasiljevic T, Jelen P (2003) Retention of β -galactosidase activity in crude cellular extracts from *Lactobacillus delbrueckii* ssp. *bulgaricus* 11842 upon drying. *Int J Dairy Technol* 56:111–116
- Vénica CI, Bergamini CV, Zalazar CA, Perotti MC (2013) Effect of lactose hydrolysis during manufacture and storage of drinkable yogurt. *J Food Nutr Disord* 2:5
- Welman AD, Maddox IS (2003) Fermentation performance of an exopolysaccharide-producing strain of *Lactobacillus delbrueckii* subsp. *bulgaricus*. *J Ind Microbiol Biotechnol* 30:661–668