



HAL
open science

A simplistic model of the emergence of money

Alex Lamarche-Perrin, André Orléan, Pablo Jensen

► **To cite this version:**

Alex Lamarche-Perrin, André Orléan, Pablo Jensen. A simplistic model of the emergence of money. 2017. hal-01531277v1

HAL Id: hal-01531277

<https://hal.science/hal-01531277v1>

Preprint submitted on 1 Jun 2017 (v1), last revised 12 Jan 2018 (v2)

HAL is a multi-disciplinary open access archive for the deposit and dissemination of scientific research documents, whether they are published or not. The documents may come from teaching and research institutions in France or abroad, or from public or private research centers.

L'archive ouverte pluridisciplinaire **HAL**, est destinée au dépôt et à la diffusion de documents scientifiques de niveau recherche, publiés ou non, émanant des établissements d'enseignement et de recherche français ou étrangers, des laboratoires publics ou privés.

A simplistic model of the emergence of money

Alex Lamarche-Perrin, André Orléan, Pablo Jensen

May 22, 2017

Abstract

We present a simplistic model of the competition between different currencies. Each individual is free to choose the currency that minimizes his transaction costs, which arise whenever his exchanging relations have chosen a different currency. We show that competition between currencies does not necessarily converge to the emergence of a single currency. For large systems, we prove that two distinct communities using different currencies in the initial state will remain forever in this fractionalized state.

1 Introduction

In general, a currency is useful - and therefore sought by an individual - only insofar as it can be used to buy goods. This implies that the currency is widely accepted as payment by her suppliers. In a world where several currencies exist, the attractiveness of a currency for an individual can be measured by its greater or less acceptance in the group of individuals with whom it is used to exchange goods. It follows that the more a currency is accepted, the greater its attractiveness becomes. We see here a process of increasing returns, leading to the existence of multiple equilibria. In this article, we study the dynamics of currency adoption by assuming that the exchange relations are fixed exogenously, for example because of constraints originating in the social division of labor. This article demonstrates that, under such conditions, competition between currencies does not necessarily converge to the emergence of a single currency. Even if an equilibrium with a single currency remains possible, the most frequent stable configuration is the division of the trading space between different currencies. For large systems, we prove that two distinct communities using different currencies in the initial state will remain forever in this fractionalized state.

2 General framework

We consider an economy composed of N agents, numbered $i = 1, \dots, N$, each starting with its own currency s_i . A currency will be referred to as an integer in $[1, N]$, and we assume that each agent begins with its own currency $s_i = i$. The agents are disposed on the vertices of a random graph [2], whose edges represent commercial links between the agents. After choosing a density of links $p \in [0, 1]$,

for each pair of agents (i, j) , we create a link between i and j with probability p , or let the agents disconnected with probability $(1 - p)$.

The interaction dynamics is set in the following way. Each time step, we choose an agent at random. First, this agent is allowed to change the currency it uses. Then, it trades with all its neighbours, *i.e.* with all the agents he shares a link with. The profit an agent gets is defined according to the following idea: if two agents share the same currency, their trading business is made easier and no cost has to be paid; conversely, if they use different currencies, they must trade through the help of some "moneychanger" who gets a commission for its work: we will then consider that those agents have to afford some fixed cost (which we will take as a unit cost) in order to complete their trade. As there is no other constraint, we translate the profit of each particular trade to the origin so that a successful trade is worth 0 and a trade which has to resort to a moneychanger is worth -1 .

We define a simple utility function $U_i(t)$ for an agent i at period t , as the opposite of the sum of all trading costs an agent has to pay when realising its trades at period t :

$$U_i = - \sum_{j \in \mathcal{V}(i)} (1 - \delta_{s_i}^{s_j}) = -\text{Card}\{j \in \mathcal{V}(i) | s_j \neq s_i\}$$

where $\mathcal{V}(i)$ is the set of the neighbours of the agent i in the graph and $\delta_{s_i}^{s_j}$ is the Kronecker symbol, *i.e.* $\delta_{s_i}^{s_j} = \begin{cases} 1 & \text{if } s_i = s_j \\ 0 & \text{if } s_i \neq s_j \end{cases}$.

We also define a social utility function for the economy as a whole, as the sum of the utilities of all agents:

$$\mathcal{U} = \sum_{i=1}^N U_i = -\frac{1}{2} \sum_{i,j \text{ neighbours}} (1 - \delta_{s_i}^{s_j})$$

where the factor $\frac{1}{2}$ accounts for the fact that each pair of neighbours is counted twice in the sum.

As we assume that agents are fully rational and maximize their own utility function, the rule for currency adoption is the simplest mimetic one: an agent adopts the most common currency among its neighbours; if several currencies are used by the same maximal number of neighbours, two cases appear: either the agent already uses one of them, and keeps using it by default, or she was using another one, in which case she picks at random one of the most popular currencies among her neighbours. Agents do not take into account neither the anticipated cost of future trades (for $t' > t$) nor the influence their choice could have on other agents.

From the evolution rule we have defined, we can infer that social utility can only increase with time; more, it increases strictly when an agent changes its currency. Indeed, if agent i switches from currency s to currency s' at time t ,

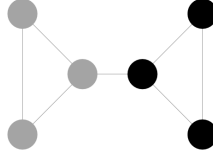


Figure 1: A metastable state where social utility is stuck at -2 .

social utility increases with

$$\begin{aligned}
 \Delta \mathcal{U} &= \Delta U_i + \sum_{j \in \mathcal{V}(i)} \Delta U_j \\
 &= \sum_{j \in \mathcal{V}(i)} \delta_{s'}^{s_j} - \delta_s^{s_j} + \sum_{j \in \mathcal{V}(i)} \delta_{s_j}^{s'} - \delta_{s_j}^s \\
 &= 2 \left(\text{Card}\{j \in \mathcal{V}(i) | s_j = s'\} - \text{Card}\{j \in \mathcal{V}(i) | s_j = s\} \right)
 \end{aligned}$$

where we write $s_j = s_j(t-1) = s_j(t)$ for all $j \in \mathcal{V}(i)$. By definition, agent i switches from s to s' at time t if and only if

$$\text{Card}\{j \in \mathcal{V}(i) | s_j = s'\} > \text{Card}\{j \in \mathcal{V}(i) | s_j = s\},$$

which yields

$$\Delta \mathcal{U} > 0. \tag{1}$$

An interesting consequence of equation (1) is that the system can not come back to a state it has already visited: There exists no loop in the phase diagram. Because the number of states the system can visit is finite, we can infer that from any initial configuration, the system will reach an equilibrium with probability 1 as time tends to infinity, equilibrium being defined as any state in which no agent can change its currency. Rather than studying the precise dynamics of the system, we will hence be more interested in finding the different equilibria that this economy could reach.

An obvious equilibrium corresponds to the whole economy using a single currency. It is also clearly a social optimum, as no agent has to pay any change cost. However, equation (1) does not imply that social utility will necessarily reach its maximum, which is zero. As figure 1 shows, we can imagine a situation where separated communities appear, within which agents share the same currency, but where several different currencies coexist on the overall economy. Such an equilibrium is clearly not optimal as at least one agent, although suffering losses from the trades with agents from other communities, is nonetheless unable to adopt another currency, as this would entail it to suffer even more losses during some time steps. This contradiction between the individual and collective optima can be found in many economic simple models [4, 5, 3].

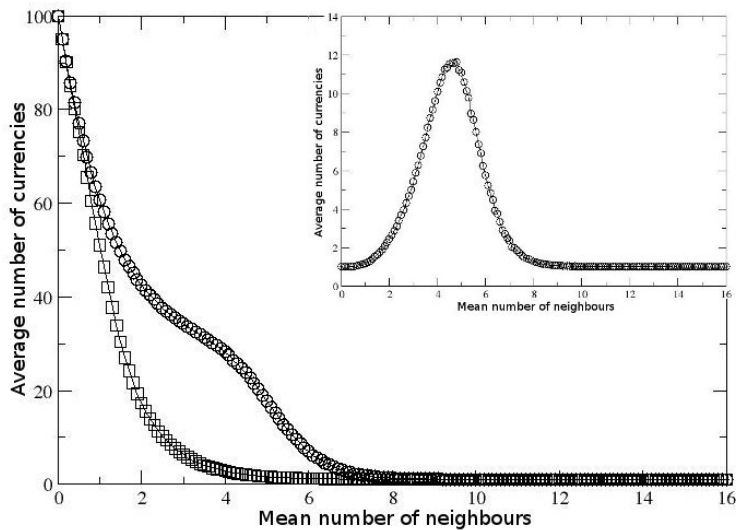


Figure 2: At equilibrium for $N = 100$, average number of currencies (circles) and of connected components (squares). Insert: average number of currencies per connected component against mean number of neighbours.

3 Numerical simulations

3.1 One community

In order to find what kind of equilibria can be reached by the system, we ran 10,000 simulations of the model. In each simulation, we consider an economy of $N = 100$ agents, each beginning with its own currency. Note that two different sources of randomness can influence the results: the topology of the graph and the order in which we pick the agents. Hence, we draw a new distribution of edges for each simulation. We then iterate the model, repeating the elementary time steps until equilibrium is reached. We count the number of currencies displayed by the overall economy, and calculate its mean over the 10,000 simulations.

We plot the results for varying link densities p , together with the mean number of connected components in the graphs (see figure 3.1). Indeed, we see that when p is close to 0, there still are 100 different currencies in the economy: this was to be expected as in this case, many agents have no neighbour at all. They have consequently no other currency to adopt and keep their own each time they are selected to update their situation.

When the graph cohesion is weak (ie for small values of p), we remark that the number of its connected components remains significantly below the average number of currencies remaining at the end of the simulations. For $p > 0.1$, which corresponds to an average number of 10 neighbours per agent, we can reliably consider that there remains only one connected component and that an economy of 100 agents succeeds in agreeing on a single currency as a mean of exchange for all trades.

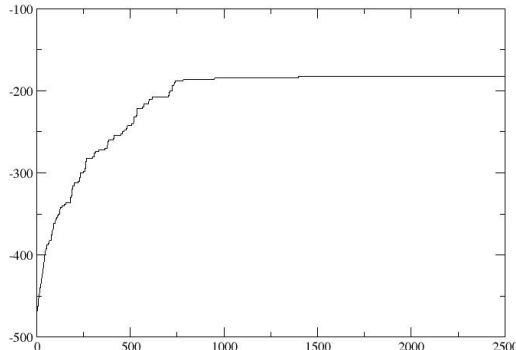


Figure 3: Social utility function for $N = 100, p = 0.05$ and a single connected component. At equilibrium, 14 different currencies are present.

We also observe the evolution of social utility through these simulations. Figure 3 shows this evolution in a typical simulation where each agent has on average 5 neighbours ($p = 0.05$). At equilibrium, which was reached after 1,398 time steps, social utility culminates at -182 , which is quite far from the social optimum 0. Indeed, in this simulation, there remains 14 different currencies at equilibrium, even if only a single connected component exists.

We ran the same 10,000 simulations with two slightly different dynamics. Instead of randomly picking the agents one by one, the second dynamics consisted in computing the optimal choice of each agent in a given state of the economy and then updating their currency choice simultaneously; in the third case, we still picked the agents one by one, but always in the same order. All these variants yielded comparable results.

3.2 Two communities

Using the same general framework, we now study the case where two different communities composed of $\frac{N}{2}$ agents are trading. We consider as a community some pre-defined set of agents sharing a strong intra-connection, while agents belonging to different communities share weaker links. Formally, for an economy consisting of N agents, with p_{inter} and p_{intra} being respectively the probabilities of internal and external links ($p_{inter} < p_{intra}$), we select all pairs of agents (i, j) and create a link with probability p_{inter} if they belong to the same community and with probability p_{intra} otherwise. The mean link density of the overall graph is, for large N ,

$$p_{av} = \frac{2}{N(N-1)} \left(2 \times \frac{\frac{N}{2}(\frac{N}{2}-1)}{2} p_{intra} + \left(\frac{N}{2}\right)^2 p_{inter} \right) \approx \frac{1}{2}(p_{intra} + p_{inter}),$$

which might be useful to determine the influence of the precise topology on the outcome. In the specific case where $p_{inter} = 0$, there exist two separated

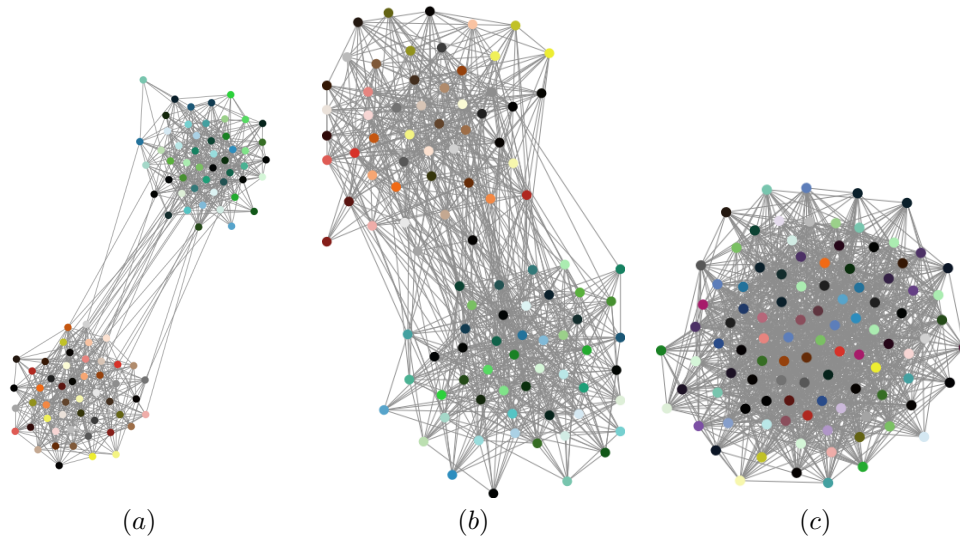


Figure 4: Some examples of two-communities graphs with $p_{intra} = 0.3$, for weak [$p_{inter} = 0.01$, figure (a)], medium [$p_{inter} = 0.05$, figure (b)] and strong [$p_{inter} = 0.2$, figure (c)] interconnection.

communities without *intra* links; conversely, if $p_{intra} = p_{inter}$, we actually find the previous case of a single community set on a random graph with uniform link probability p_{intra} . Figure 4 shows some examples of such graphs for $p_{intra} = 0.3$, from weak inter-connection to strong inter-connection.

Two different cases can be studied: as in the previous one-community case, every agent can begin with its own currency, or each community could be already unified — which means that its agents all share the same currency.

We begin with the case where each agent is initially given its own currency. Just as in the one community case, the question we are concerned with is whether, and on what conditions, the economy as a whole adopts a single currency or if, on the contrary, each community adopts its own currency, leading to a changing cost when trading across them. The result can be expected to depend on the precise system history. If an agent of the first community adopts a currency of the second community and starts spreading its use among its neighbours, the two communities might end using the same currency. But as, on average, an agent shares more links with agents from its own community, she is more likely to adopt a currency from her own community, leading to distinct currencies.

We test the model with $N = 100$ and $p_{intra} = 0.3$. As this is far from the convergence threshold exhibited by experiments with one community, we can figure out what will happen for extreme values of p_{inter} . If $p_{inter} = 0$, each community will end with its own currency, as our choice for p_{intra} ensures that a convergence will take place inside each community, and the absence of external links makes impossible the adoption of a currency from the other community. Instead, if $p_{inter} = 0.3 = p_{intra}$, we fall back on the one community case, so that a single currency will spread in the whole economy.

In order to see how the transition takes place, we run 10,000 simulations

for several values of p_{inter} and plot the probability that a single currency is adopted in the whole economy at equilibrium. For each simulation, we draw a new random graph as before. The results are represented by the circles on figure 5. The curves agree with our predictions: for low values of p_{inter} , each community uses a different currency; but as p_{inter} increases, the economy tends to adopt a single currency. Here again, we explore what happens when all the agents update their choice simultaneously instead of one by one (represented by the squares in figure 5), but the two curves are almost identical.

However, this result must be compared to the one-community case studied before: even for $p_{inter} = 0$, the link density of the overall graph is still $\frac{1}{2}p_{intra} = 0.15$. For an equivalent link density, we saw in section 3.1 that when the graph was purely random, with such a mean link density the economy almost always united on a single currency.

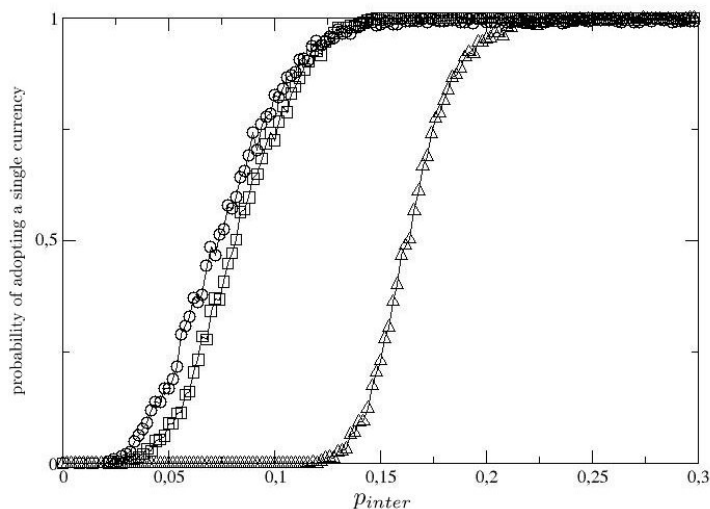


Figure 5: Probability that a single currency emerges on a two-communities graph with $N = 100$ and $p_{intra} = 0.3$. The circles (one agent randomly picked each time step) and the squares (all agents changing their choice simultaneously) represent the case when each agent begins with its own currency as in the one-community case. The triangles shows the transition when each community had previously been unified on a single currency.

We now turn to the case where each community has already been unified on a single currency. The problem is then to know whether the attractiveness of the other community is strong enough to counter the intra-communitarian bonds.

We ran again 10,000 simulations for an economy with $N = 100$ and $p_{intra} = 0.3$, and plotted the results for varying p_{inter} (represented by the triangles on figure 5). As was to be expected, the transition from two to one currency needs a much higher value of p_{inter} to happen. Indeed, the intra-communitarian bonds are *already effective* when agents are offered to switch currency; whereas in the previous case, the bonds required to be activated by the — possible —

adoption of a community-dependent currency to become real constraints, and hence was left open the possibility that the agents chose a currency used in both communities.

4 Exact results for two large pre-unified communities

We now show rigorously that for two very large communities ($p_{inter} < p_{intra}, N \rightarrow \infty$), a transition to a single currency never happens. Intuitively, the transition may be triggered by a single agent having more external than internal neighbors, which is unlikely but not impossible when $p_{inter} < p_{intra}$, because of random fluctuations. One expects that fluctuations in the links' distributions become smaller as N increases, leading to a more stable advantage of inner links. However, since the number of nodes increases, the probability that at least one node has more external than internal links may also increase, leading to a cascade. Our calculations prove that the decrease in the fluctuations is stronger than the increase in the number of nodes. More precisely, if \mathcal{P}_N is the probability that, for a given two-community graph with N agents, there exists a single-currency equilibrium, we demonstrate that, when $p_{inter} > p_{intra}$, $\mathcal{P}_N \rightarrow 0$ as $N \rightarrow \infty$.

An obvious necessary condition for the existence of such an equilibrium is that there exists at least one agent which might change its currency. We thus assume $p_{inter} < p_{intra}$ and begin by studying the probability, for a given agent, to have less neighbours in its own community than in the other.

For a given N , we randomly choose one of the agents and define $X_{a,N}$ as its number of *intracommunitarian* links and $X_{r,N}$ as its number of *intercommunitarian* links. For random graphs, $X_{a,N}$ and $X_{r,N}$ are two independent random variables following binomial laws with N number of trials and respective parameters p_{intra} and p_{inter} . Let ϕ_a^N and ϕ_r^N respectively denote their cumulative distribution function.

We thus study the probability

$$\begin{aligned} P(X_{a,N} \leq X_{r,N}) &= \sum_{k=0}^{\infty} P(X_{r,N} = k \text{ and } X_{a,N} \leq k) \\ &= \sum_{k=0}^{\infty} P(X_{r,N} = k)P(X_{a,N} \leq k) \\ &= \sum_{k=0}^{\infty} P(X_{r,N} = k)\phi_a^N(k). \end{aligned}$$

Let $p_{av} = \frac{p_{intra} + p_{inter}}{2}$; as $p_{inter} < p_{intra}$, then $p_{inter} < p_{av} < p_{intra}$. For each N , we define $k_N = \lfloor p_{av}N \rfloor$ the floor of $p_{av}N$. We obtain:

$$\begin{aligned}
P(X_{a,N} \leq X_{r,N}) &= \sum_{k=0}^{k_N} P(X_{r,N} = k) \underbrace{\phi_a^N(k)}_{\leq \phi_a^N(k_N)} + \sum_{k=k_N}^{\infty} P(X_{r,N} = k) \underbrace{\phi_a^N(k)}_{\leq 1} \\
&\leq \phi_a^N(k_N) \sum_{k=0}^{k_N} P(X_{r,N} = k) + \sum_{k=k_N}^{\infty} P(X_{r,N} = k) \\
&\leq \phi_a^N(k_N) + (1 - \phi_r^N(k_N))
\end{aligned} \tag{2}$$

We will now show that $\begin{cases} \phi_a^N(k_N) \xrightarrow{N \rightarrow +\infty} 0 \\ \text{and} \\ 1 - \phi_r^N(k_N) \xrightarrow{N \rightarrow +\infty} 0 \end{cases}$, and show that these limits

follow at least a geometrical decay.

By definition:

$$\phi_a^N(k_N) = \sum_{k=0}^{k_N} \binom{N}{k} p^k (1-p)^{N-k},$$

where we use p instead of p_{intra} to simplify notations. Moreover, if $k \leq p_{av}N$, $\binom{N}{k} = \frac{N}{N-k} \binom{N-1}{k} \leq \frac{1}{1-p_{av}} \binom{N-1}{k}$. Hence:

$$\begin{aligned}
\phi_a^N(k_N) &\leq \sum_{k=0}^{k_N} \frac{1}{1-p_{av}} \binom{N-1}{k} p^k (1-p)^{N-k} \\
&\leq \dots \\
&\leq \sum_{k=0}^{k_N} \left(\frac{1}{1-p_{av}} \right)^{N-k_N} \binom{k_N}{k} p^k (1-p)^{N-k} \\
&= \left(\frac{1-p}{1-p_{av}} \right)^{N-k_N} \underbrace{\sum_{k=0}^{k_N} \binom{k_N}{k} p^k (1-p)^{k_N-k}}_{=1} \\
&\leq \rho_a^N
\end{aligned} \tag{3}$$

where $\rho_a = \left(\frac{1-p_{intra}}{1-p_{av}} \right)^{1-p_{av}} < 1$.

Similarly, if we now use p for p_{inter} , we get:

$$\begin{aligned}
1 - \phi_r^N(k_N) &= 1 - \sum_{k=0}^{k_N} \binom{N}{k} p^k (1-p)^{N-k} \\
&= \sum_{k=k_N+1}^N \binom{N}{k} p^k (1-p)^{N-k} \\
&= \sum_{k'=0}^{N-k_N-1} \binom{N}{k'} p^{N-k'} (1-p)^{k'}
\end{aligned}$$

Moreover, if $k \leq N - k_N - 1 = N - \lfloor p_{av}N \rfloor - 1$, then $k \leq (1-p_{av})N$ and $\binom{N}{k} \leq \frac{1}{p_{av}} \binom{N-1}{k}$. From this point,

$$\begin{aligned}
1 - \phi_r^N(k_N) &\leq \sum_{k'=0}^{N-k_N-1} \left(\frac{1}{p_{av}}\right)^{k_N+1} \binom{N-k_N-1}{k'} p^{N-k'} (1-p)^{k'} \\
&= \left(\frac{p}{p_{av}}\right)^{k_N+1} \sum_{k'=0}^{N-k_N-1} \binom{N-k_N-1}{k'} p^{N-k_N-1-k'} (1-p)^{k'} \\
&\leq \rho_r^N
\end{aligned} \tag{4}$$

where $\rho_r = \left(\frac{p_{inter}}{p_{av}}\right)^{p_{av}} < 1$.

Putting equations (2), (3) and (4) together, we get

$$P(X_{a,N} \leq X_{r,N}) \leq \rho_a^N + \rho_r^N, \tag{5}$$

which means that the probability for a single agent to have more neighbours in the other community than in its own geometrically decreases to 0 as N tends to infinity.

For $i = 1, \dots, N$, let us now call $X_{a,N}^{(i)}$ and $X_{r,N}^{(i)}$ the random variables representing, respectively, the number of *intracommunitarian* and of *intercommunitarian* neighbours of agent i . Recall that \mathcal{P}_N is the probability that, for a given two-community graph with N agents, there exists a single-currency equilibrium. A necessary condition is that there exists some agent in the initial configuration which may change its currency. Using equation (5), we can then write:

$$\begin{aligned}
\mathcal{P}_N &\leq P\left(X_{a,N}^{(1)} \leq X_{r,N}^{(1)} \text{ or } \dots \text{ or } X_{a,N}^{(N)} \leq X_{r,N}^{(N)}\right) \\
&\leq P\left(X_{a,N}^{(1)} \leq X_{r,N}^{(1)}\right) + \dots + P\left(X_{a,N}^{(N)} \leq X_{r,N}^{(N)}\right) \\
&= NP\left(X_{a,N} \leq X_{r,N}\right) \\
&\leq N\left(\rho_a^N + \rho_r^N\right)
\end{aligned}$$

which shows that $\mathcal{P}_N \xrightarrow{N \rightarrow \infty} 0$.

5 Agents heterogeneity

Until now, we have supposed that every agent has the same influence on its neighbours: the loss due to using different currencies is 1. We now relax this assumption by introducing heterogeneity among the agents. We assume that each agent j has a weight ρ_j ; when an agent i trades with j using a currency $s_i \neq s_j$, it now has to afford a trading cost ρ_j , so that we can define a new individual utility function for the agent i :

$$\tilde{U}_i = - \sum_{j \in \mathcal{V}(i)} \rho_j (1 - \delta_{s_i}^{s_j})$$

We first set $\rho_i = \text{deg}(i)$ where $\text{deg}(i)$ is the degree of agent i in the graph of commercial links. We then run the same simulations as before (for one community, and for two communities either unified or not) and find no qualitative difference in the transition curve. However, introducing weights has an important impact on *which* currency will eventually be chosen: is the case when

each agent begins with its own currency, the average degree (hence the average weight) of the agent whose currency will be adopted is much higher than when the agents are unweighted.

We then attribute randomly the ρ_i , independently of agent's degree, but keeping the same Poisson distribution as in the random graph. We obtain the same results: the transition curves for currency adoption remain unchanged, but the average weight of the first owner of the adopted currency is much higher than the average weight.

6 Conclusion

We have studied a simplistic model of currency emergence in a network of agents linked by commercial exchanges and seeking to minimize their transaction costs by adopting the most common currency among their neighbors. This simple model leads to a process of increasing returns, leading to the existence of multiple equilibria, similar to those studied previously by Brian Arthur [1]. It would be interesting to investigate to which extent these fractionalized stationary states are robust to noise in the decision process, for example by introducing a trembling hand, the possibility for an agent to choose, with a small probability a currency that is not the most common among his neighbors.

References

- [1] Brian Arthur. Competing technologies, increasing returns, and lock-in by historical events. *The Economic Journal*, 99(394):224–236, 1989.
- [2] E. N. Gilbert. Random graphs. *Ann. Math. Statist.*, 30(4):1141–1144, 12 1959.
- [3] Sebastian Grauwil, Eric Bertin, Remi Lemoy, and Pablo Jensen. Competition between collective and individual dynamics. *Proceedings of the National Academy of Sciences*, 106(49):20622–20626, December 2009.
- [4] H Hotelling. Stability in competition. *Economic Journal*, 39:41, 1929.
- [5] Hernan Larralde, Juliette Stehle, and Pablo Jensen. Analytical solution of a multi-dimensional hotelling model with quadratic transportation costs. *Regional Science and Urban Economics*, 39(3):343–349, 2009.