



**HAL**  
open science

## Energy-efficiency-aware upgrade of network capacity

Wilfried Yoro, Mamdouh El Tabach, Taoufik En-Najjary, Azeddine Gati,  
Tijani Chahed

► **To cite this version:**

Wilfried Yoro, Mamdouh El Tabach, Taoufik En-Najjary, Azeddine Gati, Tijani Chahed. Energy-efficiency-aware upgrade of network capacity. IEEE WCNC, Mar 2017, San Francisco, United States. pp.1 - 6, 10.1109/WCNC.2017.7925952 . hal-01528461

**HAL Id: hal-01528461**

**<https://hal.science/hal-01528461v1>**

Submitted on 1 Jun 2017

**HAL** is a multi-disciplinary open access archive for the deposit and dissemination of scientific research documents, whether they are published or not. The documents may come from teaching and research institutions in France or abroad, or from public or private research centers.

L'archive ouverte pluridisciplinaire **HAL**, est destinée au dépôt et à la diffusion de documents scientifiques de niveau recherche, publiés ou non, émanant des établissements d'enseignement et de recherche français ou étrangers, des laboratoires publics ou privés.

# Energy-efficiency-aware Upgrade of Network Capacity

Wilfried Yoro\*, Mamdouh El Tabach\*, Taoufik En-Najjary\*, Azeddine Gati\*, Tijani Chahed†

\*Orange Labs, Chatillon, France

† Institut Mines-Telecom, Telecom SudParis, UMR CNRS 5157 SAMOVAR, Evry, France

Email: {wilfried.yoro, mamdouh.eltabach, taoufik.ennajjary, azeddine.gati}@orange.com

tijani.chahed@telecom-sudparis.eu

**Abstract**—Energy efficiency of a network, defined as the number of bits transmitted per unit of consumed energy, increases with the traffic load for a constant network capacity. This comes from the fact that energy is composed of two components: a fixed one, consumed by the network regardless of the traffic load, and a variable one, which depends on the traffic load. And so, when traffic load increases, the fixed component gets amortized. However, a network upgrade, namely adding more equipment in the network to fit traffic increase, comes typically with a higher increase in capacity than traffic, at least for a while after the upgrade, as traffic previsions are based on relatively long term projections. Thus, the power consumption of the network would increase faster than the traffic, and energy efficiency would then decrease. We investigate in this work the conditions under which a network upgrade does not deteriorate its energy efficiency. We consider two ways of upgrading a network: either by adding equipment with the same technology or by deploying equipment with another technology, typically more recent and more efficient. We discuss in both cases the number of equipment to be added so that to preserve the network’s energy performance.

**Index Terms**—Energy efficiency, Network densification, Wireless network

## I. INTRODUCTION

Internet traffic is growing exponentially over years, mainly due to the democratization of smartphones and tablets and the increase of content. According to Cisco [1], overall IP traffic will grow at a compound annual growth rate (CAGR) of 23 percent from 2014 to 2019. To face this situation, Internet providers upgrade their networks so as to keep up and/or improve the users Quality of Experience (QoE).

Energy efficiency of a network is defined as the number of transmitted bits per unit of consumed energy. At constant network capacity, energy efficiency increases with the traffic load of the network. This is due to the fact that the energy consumption of a network consists of two components: a fixed one, consumed by the network infrastructure regardless of the traffic, and a variable one, which is proportional to the traffic load. When the traffic increases, the fixed component of energy gets amortized, and hence the network’s energy efficiency gets improved.

When the network is upgraded, new equipment are added in order to fit traffic increase, based on long term previsions. This typically comes with a higher increase in capacity than traffic, at least for a while after the upgrade operation. Thus, the power consumption of the network could increase faster than the

traffic, and energy efficiency could decrease consequently. So, the energy efficiency of the network has upward and downward trends, that is, it decreases after an upgrade then increases with traffic load until the next upgrade operation.

A network upgrade improves the energy efficiency of the network when it is operated at full load. In fact, newer technologies are typically more energy efficient than older ones as they come with better software, algorithms, etc. On the field however, the network is not operated at full load, i.e., maximum capacity, and so the newer technologies are not necessarily more energy efficient. For instance, deploying a 4G network along side with the existing 3G network may result in a less efficient network since the traffic is shared between the two technologies.

Several works in the literature investigated the network upgrade topic (we will report on some of them in section II).

These works introduce different techniques for networks densification, but there is still work to do on how to prevent a capacity upgrade from degrading the energy performance of the network. This paper is a contribution in that direction.

We specifically focus on the two ways mostly used for upgrading the network capacity: either by adding equipment with the same technology, for instance adding 4G sites in a 4G network, or by deploying equipment with another technology, typically more recent and more efficient, for instance adding LTE-A sites in a LTE network. In each case, we determine the number of equipment to be added so as the upgrade preserves the network’s energy efficiency.

The remainder of this paper is organized as follows. In section II, we review some literature related to densification of networks. In section III, we introduce our models for assessing the energy efficiency of a mobile access network. In section IV, we discuss the impact of different techniques of network upgrade on the energy efficiency. Section V shows some applications of our model, run on a real dataset taken from an operational European network. Section VI eventually concludes the paper.

## II. RELATED WORK

In [2], Mugume et al. investigate with stochastic geometry tools the impact of small cells deployed by users on the spectral and energy efficiency of mobile networks. The authors define three scenarios according to the ratio of networks’ base

stations versus users' base stations. The authors recommend to densify the network so as to avoid a low value of that ratio.

Yunas et al. [3] propose a new approach for network densification. The authors state that the majority of data traffic, approximately 65 – 70% is generated by indoor users. Therefore, it is more spectral and energy efficient to densify the network with indoor small cells mainly, while maintaining some outdoor coverage for high-speed outdoor users. The authors propose the distributed antenna system (DAS) for outdoor hotspots coverage.

According to Andrews et al. in [4], densification of wireless networks for enabling data rate increase by spatial reuse is reaching a fundamental limit. Even though the standard path loss model shows that the SINR becomes density-independent starting from a given value of density, when considering the dual slope path loss model instead, the authors come out with a SINR decreasing monotonically with density in dense networks. There is therefore a densification limit.

Litjens et al. in [5] assess the energy efficiency improvement of future mobile networks. The energy efficiency of mobile networks in 2010 and 2020 are compared, considering all relevant scenarios aspects. The results show an energy efficiency improvement factor of about 793 in 2020 over 2010.

### III. MODELING THE ENERGY PER BIT.

#### A. Modeling the energy-per-bit of the network

The energy-per-bit of the network, which we denote by  $\alpha$ , is the amount of energy consumed by the network per transmitted bit. Let  $\Delta t$  denote the observation time of the network's traffic and energy consumption;  $\Delta t = t_2 - t_1$ , with  $t_1$  and  $t_2$  the initial and final instants of observation, respectively.

$$\alpha(R, C) = \frac{\int_{t_1}^{t_2} P(t) dt}{\sum_{i=1}^N v_i} \quad (1)$$

with  $R$  the mean traffic rate (in units of (Mega)bits per second),  $C$  the network capacity (also in (Mega)bits per second),  $v_i$  the traffic volume of service  $i$  (in units of (Giga)bits),  $N$  the number of services in the network and  $P(t)$  the instantaneous power consumption of the network, which consists, as stated earlier, of a constant component (independent of the load) and a variable one (load-dependent).

According to [6], the power model of a network equipment is a linear function of its traffic rate, as depicted in Fig. 1. We deduce that:

$$P(t) = P_0 + \rho(t)(P_{max} - P_0) \quad (2)$$

where  $P_0$  is the network's idle power,  $\rho(t) = \frac{R(t)}{C}$  is the network's load at time  $t$  and  $P_{max}$  is the network's maximum power.

In addition,

$$\sum_{i=1}^N v_i = R \times \Delta t \quad (3)$$

So,

$$\alpha(R, C) = \frac{1}{\Delta t} \frac{\int_{t_1}^{t_2} P_0 + \rho(t)(P_{max} - P_0) dt}{R} \quad (4)$$

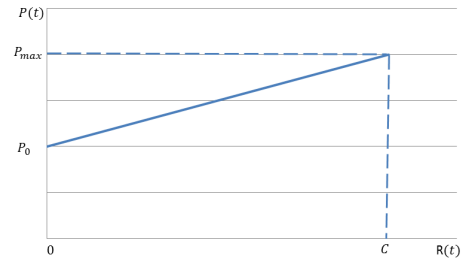


Fig. 1. Power model of a network's equipment.

$$\alpha(R, C) = \frac{P_0}{R} + \rho \frac{P_{max} - P_0}{R} \quad (5)$$

where  $\rho = \frac{1}{\Delta t} \int_{t_1}^{t_2} \rho(t) dt$ , the mean load over  $\Delta t$ .

Moreover,

$$\rho = \frac{R}{C} \quad (6)$$

And so, Eqn. (5) becomes,

$$\alpha(R, C) = \frac{P_0}{R} + \frac{P_{max} - P_0}{C} \quad (7)$$

#### B. Evolution of the network's energy efficiency with the traffic rate

As stated earlier, the network's energy efficiency typically increases proportionally to the traffic rate  $R$ , when the number of equipment is constant, i.e., when the network is not upgraded. This intuition is mathematically proved, as follows.

$$\frac{\partial \alpha(R, C)}{\partial R} = -\frac{P_0}{R^2} \quad (8)$$

The network energy-per-bit decreases with the traffic rate as  $\frac{\partial \alpha(R, C)}{\partial R} < 0$ .

And so, a traffic rate increase improves the network energy efficiency as long as this increase does not call for a network upgrade. When a network upgrade is however operated, this rule might be upset, and we study next the impact of an upgrade on the energy efficiency of the network.

### IV. UPGRADE OF THE NETWORK

As stated above, we consider in this investigation that a network upgrade can be achieved either by adding new equipment with the same technology or by replacing existing equipment by newer ones, implementing more recent and typically more energy-efficient technologies.

#### A. Upgrading the network with the same technology

The network's capacity and power consumption are function of the number of equipment, denoted by  $K$ . Upgrading the network can improve its energy efficiency if the energy-per-bit (inverse of the energy efficiency) of the network is not an increasing function of the number of equipment, i.e., the derivative of the energy-per-bit ( $\alpha$ ) with respect to  $K$  should not be positive. We then study the sign of the derivative of the energy-per-bit in order to determine the limit value of the number of equipment, i.e., the value of  $K$ , beyond

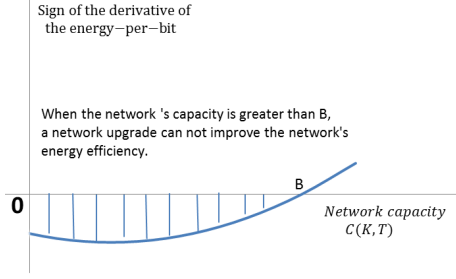


Fig. 2. Sign of the derivative of the energy-per-bit

which the derivative is positive. When the number of network's equipment is lower than this limit value, the network upgrade is able to preserve the network's energy performance.

From Eqn. (7), the derivative of  $\alpha$  with respect to  $K$  is:

$$\frac{\partial \alpha(R, C)}{\partial K} = \frac{1}{R} \frac{\partial P_0}{\partial K} + \frac{\frac{\partial P_{max}}{\partial K} - \frac{\partial P_0}{\partial K}}{C} - \frac{(P_{max} - P_0) \frac{\partial C}{\partial K}}{C^2} \quad (9)$$

In the case the network's capacity is a linear function of the number of equipment  $K$ , the variation of the energy-per-bit versus the number of equipment is a parabola, as depicted in Fig. 2. The limit value of  $K$  corresponds to the number of equipment for which the derivative of  $\alpha$  is equal to zero.

### B. Upgrading the network with a new technology

We consider in this section that the network upgrade results from a new technology, denoted by  $T$ . The network's capacity and power consumption are function of the deployed technology. We keep the same reasoning as with the case of upgrading the network with the same technology. Energy efficiency varies with the technology as follows,

$$\frac{\partial \alpha(R, C)}{\partial T} = \frac{1}{R} \frac{\partial P_0}{\partial T} + \frac{\frac{\partial P_{max}}{\partial T} - \frac{\partial P_0}{\partial T}}{C} - \frac{(P_{max} - P_0) \frac{\partial C}{\partial T}}{C^2} \quad (10)$$

The derivative of the capacity or power versus the technology  $T$  indicates the increase of the capacity or power when the new technology is deployed in the network. Here too, we study the sign of the derivative and find the limit value of the number of network's equipment.

It is worth to note that unlike the network upgrade with the same technology case, where the parabola is always opened upward, since  $\frac{\partial P_0}{\partial K}$  is always positive because the idle power consumption of the network increases with the number of network's equipment, in the case of a network upgrade with a new technology, the parabola can open upward or downward since  $\frac{\partial P_0}{\partial T}$  can be positive or negative as the new technology can increase or decrease the idle power of the network. When the parabola opens downward, i.e., when the new technology decreases the idle power of the network, there is no limit value of  $K$  beyond which the derivative of the energy-per-bit is always positive, this means that it is always possible to upgrade the network while preserving its energy efficiency

when the new technology decreases the network's idle power. When the parabola opens upward, there is a limit value of  $K$  beyond which the network upgrade cannot preserve the energy efficiency, since the derivative is always positive beyond this value.

## V. APPLICATIONS TO 4G ACCESS NETWORK

We consider a real, operational 4G access network composed of 10000 eNodeBs and an average traffic rate of 10 Gbps. Tab. I summarizes the parameters of the network's equipment. Column 3 gives the typical mean values of the maximum power, idle power and capacity of an eNodeB. We consider that the uplink represents 20% of the total traffic, based on [7] and on measurements carried out on the above-mentioned real operator network, and 13% of the total power consumption [6], [8].

### A. Energy efficiency of a mobile access network

Let us consider that the network's equipment have the same mean capacity and mean power. Then, the total mean capacity of the network is the mean capacity of an equipment multiplied by the number of equipment in the network. It applies also to the total power of the network. Hence,  $P_{max} = K P_{max}^{bs}$ ,  $P_0 = K P_0^{bs}$  and  $C = K C^{bs}$  where  $P_{max}^{bs}$ ,  $P_0^{bs}$  and  $C^{bs}$  are respectively the mean maximum power, idle power and capacity of a single base station. The network capacity is then a linear function of the number of network equipment  $K$ . In the sequel, we use the terms base station and site interchangeably.

The energy-per-bit of the network is (after simplification of Eqn. (7)),

$$\alpha(R, K) = \frac{P_{max}^{bs} - P_0^{bs}}{C^{bs}} + P_0^{bs} \frac{K}{R} \quad (11)$$

Eqn. (11) shows that the energy efficiency of the network (inverse of the energy-per-bit) is proportional to the traffic and inversely proportional to the number of sites. But the network's energy efficiency cannot be increased indefinitely as the traffic should not exceed a threshold  $R_{threshold}$ , at a constant network's capacity. We have from Eqn. (6):

$$R_{threshold} = K C^{bs} \rho_{threshold} \quad (12)$$

with  $\rho_{threshold}$  a given network load threshold obeying to operational constraints.

Eqns. (11) and (12) yield the lower bound of the network energy-per-bit at a constant number of sites, termed  $\alpha_{min}$ .

$$\alpha_{min} = \frac{P_{max}^{bs} - P_0^{bs}}{C^{bs}} + \frac{P_0^{bs}}{C^{bs} \rho_{threshold}} \quad (13)$$

Let  $z$  denote the proportion of traffic increase. The capacity upgrade does not degrade the network energy efficiency if:

$$\frac{K_f - K_i}{K_i} \leq z \quad (14)$$

where  $K_f$  and  $K_i$  are respectively the number of sites in the upgraded and initial networks.

TABLE I  
E-NODEB PARAMETERS

Parameters	Definition	Typical values
K	Number of network equipment	
$P_{max}^{bs}$ (Watt)	Maximum power	528
$P_0^{bs}$ (Watt)	Idle power	333
$C^{bs}$ (Mbps)	Base station capacity	72 DL, 12 UL
R	Traffic rate	

Eqn. (14) results from the resolution of  $\alpha(R_f, K_f) \leq \alpha(R_i, K_i)$ , i.e., the energy-per-bit of the upgraded network should be lower than or equal to the energy-per-bit of the initial network. Hence, the maximum number of sites that can be added in the network in order to preserve its energy efficiency is proportional to the traffic increase  $z$ . As a result, if there is no traffic increase, i.e.,  $z = 0$ , the operator should not add LTE sites in the network otherwise its energy efficiency would be degraded. However to keep up with a traffic increase, the operator should add at most  $z\%$  of new LTE sites in his network. It is worth to note that this limit does not take into consideration spectral efficiency constraints, and it is up to the network designer to consider both our results along with other network constraints in the upgrade policy.

The access network has different characteristics in the uplink and downlink, so all the above expressions should be considered separately in both directions. The network we investigated has an uplink-energy-per-bit of  $200 \mu J/bit$ , i.e., the uplink radio resources consume on average  $200 \mu J$  per transmitted bit. According to [6], the observed traffic for uploading a 5-MB photo to Facebook in normal quality using a smartphone with Wifi and 4G technologies is about 1.1 MB, because Facebook compresses photos heavily in user browser before sending them to Facebook servers. Uploading a 5-MB photo to Facebook in normal quality costs about 0.5 Wh. If the operator sets the maximum acceptable load of the network to 50%, then this cost can be reduced to 0.02 Wh, since the lower bound on the uplink energy-per-bit would be  $9.3 \mu J/bit$ , that is, 96% of energy gain. Hence, using the network even only at half of its capacity allows significant energy savings, unlike the actual operation of networks which are most of the time under-loaded, about 10% on average for the investigated network.

The results are similar in the downlink direction.

### B. LTE network swap

We discuss in this section the conditions under which a swap operation does not degrade the energy efficiency of the network. A swap consists in replacing the sites of the network by newer, more efficient ones. We propose to investigate the swap of LTE sites by LTE-A sites. Typically the energy efficiency of network's equipment improves with the technology. Thus, an LTE base station is less energy efficient than an LTE-A base station at full operating load. But in practice, networks are typically underloaded, and so an LTE-A network is not necessarily more energy efficient than an LTE network. Hence

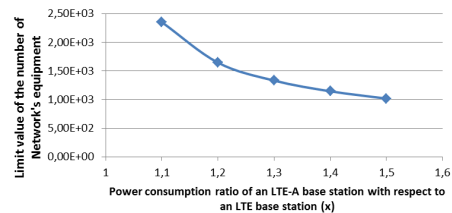


Fig. 3. Limit value of the number of network's equipment

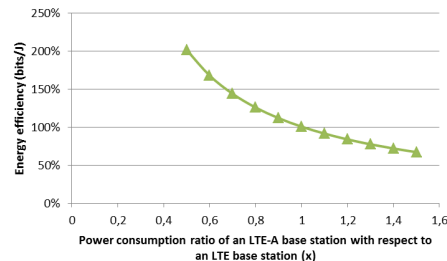


Fig. 4. Energy efficiency of the upgraded network (LTE-A network)

the need to study the conditions for a swap operation not to degrade the network energy efficiency.

Let  $x$  denote the power consumption ratio of an LTE-A site versus an LTE site. We consider values of  $x$  between 0.5 and 1.5 depending on the network configuration. When  $x = 1$ , then an LTE-A site consumes as much power as an LTE site.

1) *Replacing LTE sites by an equal number of LTE-A sites:* Let us consider first a simple scenario where the network operator makes a swap operation consisting in replacing the LTE sites by an equal number of LTE-A sites, at constant traffic.

The study of the sign of the derivative of the energy-per-bit shows that when an LTE-A site does not consume more power than an LTE site, the swap operation increases the capacity of the network without deteriorating its energy efficiency. In fact, replacing the LTE sites by less energy-consuming LTE-A sites, at constant traffic, can only improve the energy efficiency of the network.

If an LTE-A site consumes more power than an LTE site, the study of the sign of the derivative of the energy-per-bit shows that the swap operation increases the network's capacity but decreases its energy efficiency, although an LTE-A site is more energy-efficient than an LTE site at full operating load. In fact, replacing the LTE sites by more energy-consuming LTE-A sites, at constant traffic, can only degrade the energy efficiency of the network. This result is corroborated by Fig. 3 which shows that the number of network's equipment (10000) is greater than the limit values.

Fig. 4 shows the energy efficiency (inverse of the energy-per-bit) of the upgraded network (LTE-A network), as a function of  $x$ , the power consumption ratio of an LTE-A site versus an LTE site. We note clearly that the LTE-A technology degrades the energy performance of the network when an LTE-



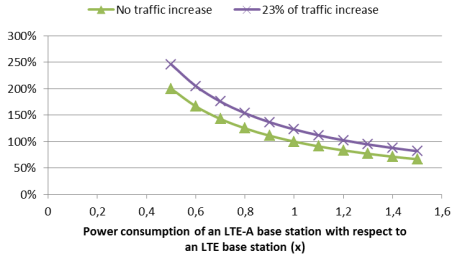


Fig. 5. Maximum number of sites in the upgraded network (LTE-A sites) to avoid degrading the network's energy efficiency

A site consumes more power than an LTE site, since the LTE-A network's energy efficiency is lower than the LTE network's energy efficiency for  $x > 1$ .

2) *Replacing LTE sites by a different number of LTE-A sites:* We now turn to a more general swap operation where the LTE sites are no longer necessarily replaced by an equal number of LTE-A sites. We propose to determine the maximum number of LTE-A sites needed to replace the LTE sites in order to preserve the network energy performance.

Let  $y$  denote the ratio of capacity increase of an LTE-A site versus an LTE site, with  $y > 1$ . Let  $K_i$  denote the number of sites in the initial network (composed of LTE sites only), and  $K_f$  the number of sites in the upgraded network (composed of LTE-A sites only). The swap does not degrade the network energy efficiency if:

$$K_f(x, y) \leq (1+z) \left( \frac{K_i}{x} + \left( \frac{1}{x} - \frac{1}{y} \right) \left( \frac{P_{max}^{bs}}{P_0^{bs}} - 1 \right) \frac{R_i}{C^{bs}} \right) \quad (15)$$

with  $x > 0$ ,  $y > 1$ .

Eqn. (15) comes from the resolution of  $\alpha(R_f, K_f) \leq \alpha(R_i, K_i)$ , i.e., the energy-per-bit of the upgraded network should be lower than or equal to the energy-per-bit of the initial network.

Fig. 5 shows the maximum number of sites in the upgraded network, i.e., the LTE-A network that does not degrade the energy performance of the network, as a function of  $x$ , the power consumption ratio of an LTE-A site versus an LTE site. We consider a scenario with no traffic increase, i.e.,  $R_f = R_i$ , and another one with 23% traffic increase (according to Cisco [1]), i.e.,  $R_f = 1.23R_i$ . We set  $y = 10$  as LTE-A is supposed to increase the theoretical LTE base station's throughput by a factor of 10. It is worth to note, in line with Eqn. (15), that the maximum number of LTE-A sites is proportional to the traffic increase, as depicted in Fig. 5.

We notice in the figure that when there is no traffic increase and when an LTE-A site consumes more power than an LTE site ( $x > 1$ ), the number of sites in the upgraded network (LTE-A sites) must be lower than the number of sites in the initial network (LTE sites), which confirms our previous results when we were replacing the LTE sites by an equal number of LTE-A sites.

Please note that replacing the LTE sites by a lower number of LTE-A sites would not result in coverage holes in the

network since the LTE-A sites may transmit at higher power and thus have higher coverage.

### C. Right mix between LTE and LTE-A sites

In this section we propose to determine the right proportion of LTE sites in an upgraded network, composed of LTE and LTE-A sites, in order to preserve its energy efficiency, unlike the previous case where we were considering a swap operation, consisting in replacing all the LTE sites by new LTE-A ones. This investigation is useful since it corresponds to what happens most of the time when a network is upgraded. The challenge is then to know the right mix between these technologies in order to not deteriorate the energy efficiency of the upgraded network.

By resolving the inequality  $\alpha(R_f, K_f) \leq \alpha(R_i, K_i)$ , i.e., the energy-per-bit of the upgraded network should be lower than or equal to the energy-per-bit of the initial network, we get:

$$\begin{aligned} & \frac{(1-x)(1-y)K_f C^{bs} P_0^{bs}}{zR_i} \theta^2 + \left( \left( \frac{xK_f}{z} - K_i \right) \frac{1-y}{R_i} \right. \\ & \quad \left. + \frac{(1-x)yK_f}{zR_i} \right) C^{bs} P_0^{bs} + (y-x)(P_{max}^{bs} - P_0^{bs}) \theta \\ & \quad + \left( \left( \frac{xK_f}{z} - K_i \right) \frac{yC^{bs} P_0^{bs}}{R_i} + (x-y)(P_{max}^{bs} - P_0^{bs}) \right) \leq 0 \end{aligned} \quad (16)$$

where  $\theta$  is the proportion of LTE sites in the upgraded network.

Let us consider the scenario where an operator would like to upgrade its LTE network by replacing some of LTE sites by LTE-A equipment but keeping the same number of equipment in the upgraded network as in the initial one, i.e.,  $K_f = K_i$ .

We first consider the simple case when there is no traffic increase, i.e.,  $R_f = R_i$ . The operator would like to know the right proportion of LTE sites so that the energy efficiency of the upgraded network (composed of LTE and LTE-A sites) is not lower than the one of the initial network (composed of LTE sites only).

Fig. 6 shows that when an LTE-A site does not consume more power than an LTE site ( $x \leq 1$ ), the network is more energy efficient whatever the proportion  $\theta$  of LTE sites in the upgraded network. This means that the operator may add any proportion of LTE-A sites in the upgraded network. This result is logical given that replacing an LTE site by a less energy-consuming LTE-A site at constant traffic can only improve the network's energy efficiency. However when an LTE-A site consumes more power, i.e.,  $x > 1$ , the only way to preserve the energy efficiency of the network is when  $\theta = 1$ , i.e., when the network is not upgraded. This result is also logical since replacing an LTE site by a more energy-consuming LTE-A site at constant traffic can only degrade the network's energy efficiency.

Let us consider now an upgrade due to a traffic increase. We consider 23% traffic increase in line with Cisco previsions [1], thus  $z = 0.23$ . We observe in Fig. 7 that whatever the power consumption of an LTE-A site, the operator can upgrade its network while preserving the network's energy performance,

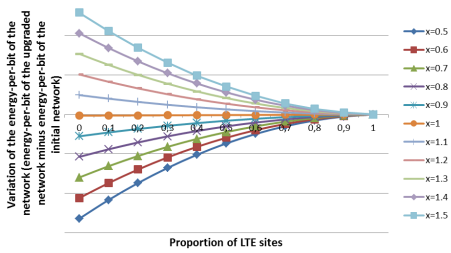


Fig. 6. Right proportions of LTE sites in the upgraded network, case with no traffic increase

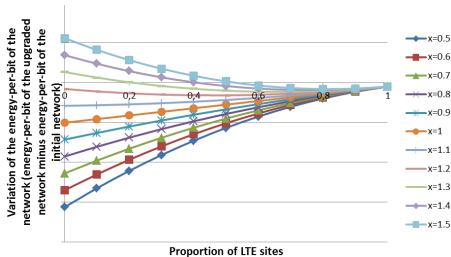


Fig. 7. Right proportions of LTE sites in the upgraded network, case with 23% traffic increase

unlike the upgrade without traffic increase (previous scenario) where we found that when  $x > 1$ , i.e., when an LTE-A site consumes more power than an LTE site, not upgrading the network is the only way to preserve its energy efficiency. In addition, our model gives the exact value of the proportion of the LTE sites. For instance, in the case where an LTE-A site consumes 0.4 more energy than an LTE site, i.e.,  $x = 1.4$ , the operator should keep at least 40% of LTE sites in the upgraded network, given 23% of traffic increase.

## VI. CONCLUSION

We investigated in this work the conditions for a network upgrade not to deteriorate the energy efficiency. We considered two techniques for network upgrade: either by adding sites with the same technology or by adding sites implementing another technology, typically more recent and more efficient. In both cases, we derived the number of equipment to be added so as to preserve the network's energy performance. We showed that when the new technology decreases the idle power component of the network, a network upgrade can always improve or at least keep the energy efficiency of the network.

In addition, we showed that a network loaded even at only half of its capacity allows significant energy savings, on the order of 95% for a photo upload on Facebook, for the network considered in this work. Given that operated networks are typically under-loaded, operators should closely consider techniques for adapting the network's capacity to its load. Eventually, we discussed the right mix between sites implementing different technologies in the network, from an energy efficiency point of view.

In the future, we would like to consider the following perspectives.

First, it is worth to note that the numerical applications contained in this paper are limited to a mobile network whose capacity is a linear function in the number of radio sites, or which can be approximated as such. Further investigations will tackle the case of mobile networks that do not fit this linearity condition.

Second, we considered in this work the most used techniques for upgrading the capacity of the network, either by adding sites with the same technology or by adding sites implementing another technology. However there exists other ways of upgrading network capacity, for instance by software upgrade. The impact of these types of network upgrade on our model will be also investigated.

Last, we applied our model to a macro network composed of LTE and LTE-A sites. It may be worthy to investigate the impact of other network topologies, for instance a Heterogeneous Network (HetNet) comprising micro sites, as well as the impact of our model on the QoS performance of the network.

## ACKNOWLEDGMENT

Under the framework of Celtic-Plus, the studies of the SooGREEN project have been partially funded by the French Directorate General for Enterprise (DGE).

## REFERENCES

- [1] Cisco, *Cisco Visual Networking Index: Forecast and Methodology, 2014-2019*. Cisco, 2015.
- [2] E. Mugume and D. K. C. So, "Spectral and energy efficiency analysis of dense small cell networks," in *2015 IEEE 81st Vehicular Technology Conference (VTC Spring)*, Institute of Electrical and Electronics Engineers (IEEE), may 2015.
- [3] S. F. Yunas, M. Valkama, and J. Niemelä, "Spectral and energy efficiency of ultra-dense networks under different deployment strategies," *IEEE Communications Magazine*, vol. 53, no. 1, pp. 90–100, 2015.
- [4] J. G. Andrews, X. Zhang, G. D. Durgin, and A. K. Gupta, "Are we approaching the fundamental limits of wireless network densification?," *arXiv preprint arXiv:1512.00413*, 2015.
- [5] R. Litjens, Y. Toh, H. Zhang, and O. Blume, "Assessment of the energy efficiency enhancement of future mobile networks," in *2014 IEEE Wireless Communications and Networking Conference (WCNC)*, Institute of Electrical & Electronics Engineers (IEEE), apr 2014.
- [6] F. Jalali, C. Gray, A. Vishwanath, R. Ayre, T. Alpcan, K. Hinton, and R. S. Tucker, "Energy consumption of photo sharing in online social networks," in *2014 14th IEEE/ACM International Symposium on Cluster, Cloud and Grid Computing*, Institute of Electrical & Electronics Engineers (IEEE), may 2014.
- [7] Ericsson, "Ericsson mobility report," November 2012.
- [8] A. Vishwanath, F. Jalali, R. Ayre, T. Alpcan, K. Hinton, and R. S. Tucker, "Energy consumption of interactive cloud-based document processing applications," in *2013 IEEE International Conference on Communications (ICC)*, Institute of Electrical & Electronics Engineers (IEEE), jun 2013.