



HAL
open science

A Smart Load Interface and Voltage Regulator for Electrostatic Vibration Energy Harvester

Mohammed Bedier, Philippe Basset, Dimitri Galayko

► **To cite this version:**

Mohammed Bedier, Philippe Basset, Dimitri Galayko. A Smart Load Interface and Voltage Regulator for Electrostatic Vibration Energy Harvester. The 16th International Conference on Micro and Nanotechnology for Power Generation and Energy Conversion Applications (PowerMEMS 2016), Dec 2016, Paris, France. pp.012105, 10.1088/1742-6596/773/1/012105 . hal-01521733

HAL Id: hal-01521733

<https://hal.science/hal-01521733>

Submitted on 26 Jun 2023

HAL is a multi-disciplinary open access archive for the deposit and dissemination of scientific research documents, whether they are published or not. The documents may come from teaching and research institutions in France or abroad, or from public or private research centers.

L'archive ouverte pluridisciplinaire **HAL**, est destinée au dépôt et à la diffusion de documents scientifiques de niveau recherche, publiés ou non, émanant des établissements d'enseignement et de recherche français ou étrangers, des laboratoires publics ou privés.



Distributed under a Creative Commons Attribution 4.0 International License

PAPER • OPEN ACCESS

A Smart Load Interface and Voltage Regulator for Electrostatic Vibration Energy Harvester

To cite this article: Mohammed Bedier *et al* 2016 *J. Phys.: Conf. Ser.* **773** 012105

View the [article online](#) for updates and enhancements.

You may also like

- [Performance evaluation of a dual-piezoelectric-beam vibration energy harvester with a lever and repulsive magnets](#)
Kai Yang, Kewei Su, Junlei Wang *et al.*
- [Simple analytical models and analysis of bistable vibration energy harvesters](#)
Adrien Morel, Ludovic Charleux, Quentin Demouron *et al.*
- [Modelling, simulation, and experimental verification of a pendulum-flywheel vibrational energy harvester](#)
Yifeng Wang, Mingyuan Gao, Huajiang Ouyang *et al.*



Connect with decision-makers at ECS

Accelerate sales with ECS exhibits, sponsorships, and advertising!

▶ Learn more and engage at the 244th ECS Meeting!

A Smart Load Interface and Voltage Regulator for Electrostatic Vibration Energy Harvester

Mohammed Bedier¹, Philippe Basset² and Dimitri Galayko¹

¹Sorbonne Université's, UPMC Univ Paris 06, UMR 7606, LIP6, F-75005, Paris, France

²Université Paris Est ESYCOM, ESIEE Paris, France

E-mail: mohammed.bedier@lip6.fr

Abstract. This paper presents a new implementation in ams 0.35 μm HV technology of a complete energy management system for an electrostatic vibrational energy harvester (e-VEH). It is based on the Bennet's doubler architecture and includes a load voltage regulator (LVR) and a smart Load Interface (LI) that are self-controlled with internal voltages for maximum power point tracking (MPPT). The CMOS implementation makes use of an energy harvester that is capable of producing up to 1.8 μW at harmonic excitation, given its internal voltage is kept within its optimum. An intermediate LI stage and its controller makes use of a high side switch with zero static power level shifter, and a low power hysteresis comparator. A full circuit level simulation with a VHDL-AMS model of the e-VEH presented was successfully achieved, indicating that the proposed load interface controller consumes less than 100nW average power. Moreover, a LVR regulates the buffer and discharge the harvested energy into a generic resistive load maintaining the voltage within a nominal value of 2 Volts.

1. Introduction

The electrostatic vibrational energy harvesters (e-VEH) is a category of energy harvesters of which the vibrational energy is transduced into electric energy through an electrostatic transducer. The electrostatic transducer is usually a variable MEMS capacitor. In most of the implementations, such as [1, 2], the transducer is usually accompanied by a conditioning circuit (CC) where its role is to assist the energy conversion process and can be regarded as an autonomous form of maximum power point tracking algorithm (MPPT). In recently published e-VEH implementations, only the transducer and the CC are considered, with almost no form of energy management for the harvested energy to be interfaced with a load. In this paper we present a smart load interface that manages the extraction of the harvested energy from the CC and ensures the CC operating within its optimum region.

This paper is arranged as follows, first the e-VEH system blocks are introduced, then the CMOS implementation of each block is proposed, finally the simulations and conclusion are discussed.

2. E-VEH System Blocks

A smart e-VEH system is proposed that is formed of three main blocks - shown in Figure 1: a Bennet's doubler CC, followed by an intermediate load interface (LI), and load voltage regulator block (LVR). The load interface is a DC/DC converter like architecture. The load could be a low power sensor - such as in body sensor network (BNS) or a motion sensor. The requirements



of the load can vary from one application to another, yet it is not the main concern of this work. However, some load voltage regulation is proposed in this work for a generic load.

2.1. Bennet's Doubler CC

Conditioning circuits based on Bennet's doubler are one of the promising CC that were first introduced by A. Querioz et al in in 2014 [3]. Since then, it has gained the interest of the electrostatic energy harvesting community such as [4], [5] and [6]. It implements a rectangular QV cycle, with two main advantages on other QV cycles: First, It allows the accumulation of energy through self-increasing of the internal voltage. This allows a build up of energy even from small initial external biasing. Second, It allows synchronization of the charge flow with the movement of the MEMS capacitor plates through a network of diode, thus remove the need of extra controlling blocks.

However, Bennet's doubler CC has a fundamental characteristic of which the power of conversion is function of the instantaneous value of its internal energy. An energy management should achieves a smart control of this internal energy by setting the CC internal voltage within an interval maximizing the power of conversion. This is vital for circuits with self-increasing biasing, as Bennets doublers. Thus a load interface (LI) that separates the load from the CC while controlling that smart control is proposed. Moreover, high voltages are easily achieved with e-VEHs (up to tens of volts) while the harvested energy are typically within few micro watts, leaving $1 - 2\mu W$ available for controller overhead at most. In consequence a mix of high voltage interface and low voltage low power controller is a must for proper operation of the e-VEH. The next subsection discuss in details this load interface.

2.2. Load Interface and Load interface Controller

The LI is formed of an inductor (L), freewheeling diode (D_{LI}), buffer load capacitor (C_{buffer}) and a high voltage switch (SW_{LI}). The C_{load} is a buffer low voltage storage capacitor. It is necessary for interfacing the harvester with the load, since V_{res} is usually too large to interface (up to 30V for some e-VEH) with the load. Moreover, V_{res} may experience slow variations, whereas the load voltage should be stabilized.

In general, the reservoir voltage (V_{res}) has an optimum interval in which the harvesting power is maximized [7, 8]. If the voltage V_{res} exceeds this interval, then it should be forced back. The optimum interval is defined where V_{res} is within the two thresholds, V_H and V_L . The energy to be removed from C_{res} to drop its voltage from V_H to V_L is,

$$\Delta W = \frac{1}{2}C_{res}(V_H^2 - V_L^2) \quad (1)$$

Extracting ΔW is achieved by LI and is controlled by sensing V_{res} and controlling the switching order for SW_{LI} .

However, the technology of which the switch is implemented usually sets a fundamental upper limit on the allowed inductor current (I_{Lmax}). In an effort to transfer the energy with a constrained current, the energy is transferred through number of energy-shots inspired from the well know burst-mode control. This burst-mode energy transfer process is repeated until ΔW is extracted from C_{res} .

The proposed load interface controller is achieved by applying a scaled divided version of V_{res} to a comparator with a hysteresis as shown in Figure 3. The hysteresis gap is adjusted to the scaled version of the two thresholds V_L and V_H . The comparator output - COMP - controls an enable clock that precisely generates the switching decision for SW_{LI} . The transistor level implementation of the LI controller is discussed in the next section.

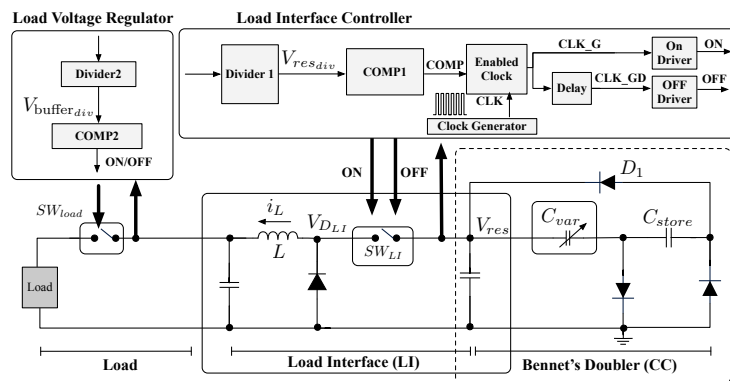


Figure 1. E-VEH with Bennets doubler CC, LI and LVR.

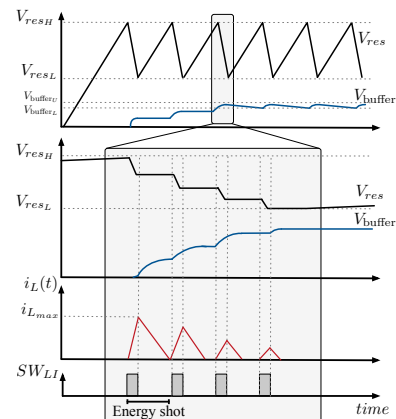


Figure 2. Multiple energy-shot transfer illustration of $V_{res}(t)$, $V_{buffer}(t)$ and $i_L(t)$.

2.3. Output Voltage Regulator

The LVR regulates V_{buffer} low voltage to maintain it between V_{buffer_U} and V_{buffer_L} while supplying the load with the required energy thus maintaining V_{buffer} within its average nominal value. The LVR controller senses a divided voltage of V_{buffer} using a second comparator (COMP2) as shown in Figure 4. It maintains V_{buffer} between $2V < V_{buffer} < 2.2V$ by allowing the discharge of C_{buffer} into a load modeled by a resistor.

3. CMOS implementation and simulation

The load interface and the voltage regulator are implemented in ams 0.35 μm HV (50V) technology. It makes use of the energy harvester presented in [9], which is capable of producing up to $1.8\mu W$ at harmonic excitation, given V_{res} is kept within its optimum. The intermediate LI stage and its controller, shown in Figure 3, makes use of a high side switch with zero static power level shifter [10], and a low power hysteresis comparator (COMP1). The LI controller was previously presented in details in [11] with average power consumed of less than $100nW$ (excluding the switch and the voltage divider). The optimum V_{res} interval is set between 15V and 13.5V. The C_{buffer} is allowed to discharge into a light resistive load of (525Ω) by a LVR, shown in and Figure 4. It makes use of a low power hysteresis comparator (COMP2), similar to the one used for the LI controller. The system simulation depicting the behavior of the load interface proposed system is shown in Figure 5. With the reservoir capacitor initially charged with 20V, simulation shows the evolution of both the harvester internal voltage (V_{res}), LI buffer voltage (V_{buffer}) and Load voltage (V_{Load}) with successful regulation of load voltage and maintaining V_{res} within its optimum interval.

4. Conclusion

This paper presents a complete energy management interface for vibrational energy harvesters. It is capable of regulating high internal voltage of the conditioning circuit while maintaining maximum energy harvested. This is achieved by a mix of high and low voltage design. The controller design takes into account low energy constraints, as the whole system should be able to operate within low power generated from the harvester. The proposed e-VEH system also offers an output load voltage regulation of a resistive load and is capable of periodically supplying a generic load with a 2V for a period of 1ms.

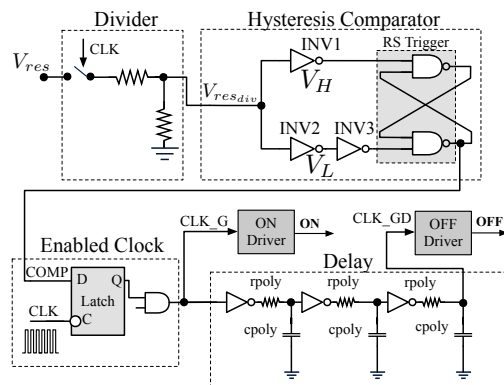


Figure 3. Load Interface Controller.

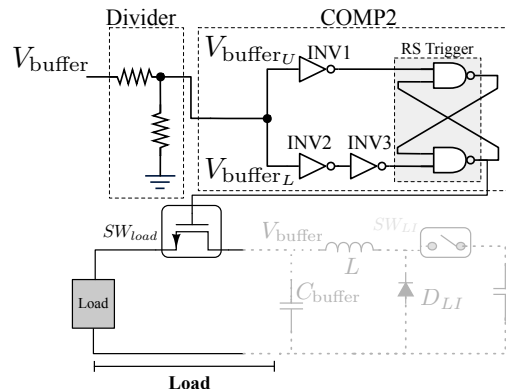
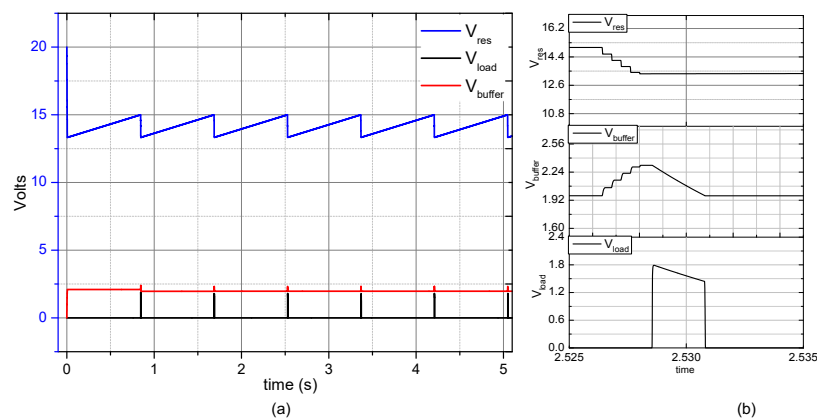


Figure 4. Load Voltage Regulator.

Figure 5. E-VEH LI simulation $0s < t < 5s$ (a) zoom-in at $2.525s < t < 2.535s$ (b).

References

- [1] Torres E O and Rincon-Mora G A 2009 Energy budget and high-gain strategies for voltage-constrained electrostatic harvesters *2009 IEEE International Symposium on Circuits and Systems* pp 1101–1104 ISSN 0271-4302
- [2] Kempitiya A, Borca-Tasciuc D A and Hella M M 2012 *IEEE Transactions on Industrial Electronics* **59** 456–463 ISSN 0278-0046
- [3] de Queiroz A C M and de Souza M S 2014 Batteryless electrostatic energy harvester and control system *2014 IEEE International Symposium on Circuits and Systems (ISCAS)* pp 1977–1980 ISSN 0271-4302
- [4] Dorzhiev V, Karami A, Basset P and Galayko D 2014 *Journal of Physics: Conference Series* **557** 012126
- [5] de Queiroz A C M 2014 Electrostatic energy harvesting without active control circuits *Circuits and Systems (LASCAS), 2014 IEEE 5th Latin American Symposium on* pp 1–4
- [6] Lefeuvre E, Risquez S, Wei J, Woytasik M and Parrain F 2014 *Journal of Physics: Conference Series* **557** 012052
- [7] Dorzhiev V, Karami A, Basset P, Marty F, Dragunov V and Galayko D 2015 *IEEE Electron Device Letters* **36** 183–185 ISSN 0741-3106
- [8] Basset P, Blokhina E and Galayko D 2016 *Electrostatic Kinetic Energy Harvesting: Nanotechnologies for Energy Recovery Set* (Wiley)
- [9] Karami A, Basset P and Galayko D 2015 *Journal of Physics: Conference Series* **660** 012025
- [10] Dudka A, Galayko D and Basset P 2012 Design of controller ic for asynchronous conditioning circuit of an electrostatic vibration energy harvester *Green Computing and Communications (GreenCom), 2012 IEEE International Conference on* pp 660–663
- [11] Bedier M and Galayko D 2016 Multiple energy-shot load interface for electrostatic vibrational energy harvesters *The 4th IEEE International NEWCAS Conference 2016*