



# A new family of distributions based on the hypoexponential distribution with applications

Christophe Chesneau

## ► To cite this version:

Christophe Chesneau. A new family of distributions based on the hypoexponential distribution with applications. 2017. hal-01519350v4

**HAL Id: hal-01519350**

**<https://hal.science/hal-01519350v4>**

Preprint submitted on 31 May 2017 (v4), last revised 5 Sep 2017 (v5)

**HAL** is a multi-disciplinary open access archive for the deposit and dissemination of scientific research documents, whether they are published or not. The documents may come from teaching and research institutions in France or abroad, or from public or private research centers.

L'archive ouverte pluridisciplinaire **HAL**, est destinée au dépôt et à la diffusion de documents scientifiques de niveau recherche, publiés ou non, émanant des établissements d'enseignement et de recherche français ou étrangers, des laboratoires publics ou privés.

# A new family of distributions based on the hypoexponential distribution with applications

Christophe Chesneau<sup>a</sup>

<sup>a</sup>*LMNO, University of Caen, France*

---

## Abstract

In this paper, a new general family of distributions using the hypoexponential distribution is introduced and studied. From this family, we focus our attention on a new weighted exponential distribution. Some of their mathematical properties are provided. We investigate maximum likelihood estimation of the model parameters. Three real data sets are used to prove the potential of this distribution among some recent extensions of the exponential distribution.

*Keywords:* Hypoexponential distribution, Estimation, Goodness-of-fit statistics, Maximum likelihood estimation.

2000 MSC: 60E05, 62E15.

---

## 1. Introduction

Over the past decades, considerable efforts have been made to develop flexible distributions for modeling lifetime data. In many situations, the weighted exponential distributions reach this goal with a great success. They are characterized by probability density functions of the form:  $f(x) = w(x)g(x)$ , where  $g(x)$  denotes a pdf of the exponential distribution with parameter  $\lambda > 0$  and  $w(x)$  denotes a weight function. A suitable choice for  $w(x)$ , based on practical or theoretical consideration, can lead a proper statistical model for analysis specific lifetime data. The literature covering weighted exponential distributions is vast and is growing fast. We refer to the review of [18], and the references therein.

In this article, we introduce a new general family of distributions constructed from the so-called hypoexponential distribution and a transformation derived to the one used in [21] and [17]. Let us recall that the hypoexponential distribution is characterized by the distribution of a sum of several independent exponential random variables with different parameters (see [2] and [1]). It is used in many domains of application, including tele-traffic engineering and queueing systems. Several tuning parameters are thus necessary for a perfect model. Our new family of distributions profits of this flexibility to open the door of new applications.

By considering a specific configuration, we exhibit a new weighted exponential distribution, called the  $\text{EH}(\mathbf{a}, \lambda)$  distribution, having some interesting properties. The corresponding cumulative distribution function can also be viewed a special linear combination of several cumulative distribution functions associated to the well known exponentiated exponential distribution introduced by [9, 10]. Since some coefficients of the combination can be negative, it also belongs to the family of finite generalized mixture distributions (see [4], [6] and [3]). Mathematical properties of our distribution are studied, including moments, conditional moments, reversed conditional moments, moment generating function, Lorenz curve, Bonferroni curve, mean deviations and order statistics. Estimation of the parameters is determined using the method of maximum likelihood. Considering three real data sets

---

<sup>☆</sup>Corresponding author

Email address: [christophe.chesneau@unicaen.fr](mailto:christophe.chesneau@unicaen.fr) (Christophe Chesneau)

of different natures, we show the superiority of our distribution in terms of some goodness-of-fit statistics in comparison to the well-known distributions: the Lindley distribution (see [8]), the exponential distribution and the exponentiated exponential distribution (see [9, 10]).

The rest of the paper is organized as follows: Section 2 presents our new distribution. Some of its mathematical properties are described in Section 3. Distributions of order statistics following our distribution are investigated in Section 4. Estimation of the parameters via the maximum likelihood is studied in Section 5. Applications to real data sets are performed in Section 6. Some concluding remarks are outlined in Section 7.

## 2. The EH( $\mathbf{a}, \lambda$ ) distribution

### 2.1. On the hypoexponential distribution

We now briefly present the so-called hypoexponential distribution. Let  $m \geq 2$  be a positive integer and  $\alpha_1, \alpha_2, \dots, \alpha_m$  be  $m$  different real numbers. Let  $X_1, X_2, \dots, X_m$  be  $m$  independent random variables, with  $X_i$  following the exponential distribution of parameter  $\alpha_i > 0$ ; the probability distribution function (pdf) of  $X_i$  is given by

$$f_{X_i}(x) = \alpha_i e^{-\alpha_i x}, \quad x > 0.$$

Then the random variable  $S = \sum_{i=1}^m X_i$  follows the hypoexponential distribution with a parameter vector  $\mathbf{a} = (\alpha_1, \dots, \alpha_m)$ ; a pdf of  $S$  is given by

$$f_S(x) = \sum_{i=1}^m \frac{\alpha_i}{P_i} e^{-\alpha_i x}, \quad x > 0,$$

where

$$P_i = \prod_{\substack{j=1 \\ j \neq i}}^m \left(1 - \frac{\alpha_i}{\alpha_j}\right).$$

Note that  $P_i$  is completely determined by  $\mathbf{a}$  and can be positive or negative according to the sign of  $\prod_{\substack{j=1 \\ j \neq i}}^m (\alpha_j - \alpha_i)$ , offering a great richness in the construction of  $f_S(x)$ . The corresponding cumulative distribution function (cdf) is given by

$$F_S(x) = 1 - \sum_{i=1}^m \frac{1}{P_i} e^{-\alpha_i x}, \quad x > 0. \quad (1)$$

Further details on the hypoexponential distribution can be found in [2], [1] and [19]. Before introducing the EH( $\mathbf{a}, \lambda$ ) distribution, we present a more general family of distributions based on a general transformation of cdf and the hypoexponential distribution.

### 2.2. A family of distributions based on the hypoexponential distribution

Lemma 1 below presents an idea of construction of a new cdf using two existing cdfs.

**Lemma 1.** *Let  $G(x)$  and  $H(x)$  be two cdfs of continuous distributions with  $G(x)$  of support  $(0, +\infty)$ . Let  $K(x)$  be the function defined by*

$$K(x) = 1 - G(-\ln(H(x))), \quad x \in \mathbb{R}.$$

*Then  $K(x)$  is a cdf of a continuous distribution.*

*Proof.* Since  $G(x)$  and  $H(x)$  are two cdfs of continuous distributions with  $G(x)$  of support  $(0, +\infty)$ , we have  $K(x) \in [0, 1]$ ,  $K(x)$  is continuous on  $\mathbb{R}$ ,  $\lim_{x \rightarrow -\infty} K(x) = 1 - G(-\lim_{x \rightarrow 0} \ln(x)) = 1 - \lim_{x \rightarrow +\infty} G(x) = 0$ ,  $\lim_{x \rightarrow +\infty} K(x) = 1 - G(0) = 1$  and, denoting by  $g(x)$  a pdf associated to  $G(x)$  and  $h(x)$  a pdf of  $H(x)$ , we have  $K'(x) = \frac{h(x)}{H(x)}g(-\ln(H(x))) \geq 0$  almost everywhere. Thus  $K(x)$  satisfies the properties of a cdf. This ends the proof.  $\square$

**Remark 1.** In the context of Lemma 1, one can observe that  $K(x)$  is the cdf of the random variable  $H^{-1}(e^{-U})$  where  $U$  denotes a random variable having the cdf  $G(x)$ . This idea was also used with specific distributions on  $U$  in [21] and [17].

Let us now introduce a particular family of distributions which will be at the heart of this study. Let  $H(x)$  be a cdf of a continuous distribution and  $G(x)$  be the cdf associated to the hypoexponential distribution with a parameter vector  $\mathbf{a} = (\alpha_1, \dots, \alpha_m)$  (1). It follows from Lemma 1 that the following function  $K(x)$  is a cdf:

$$K(x) = 1 - G(-\ln(H(x))) = 1 - \left(1 - \sum_{i=1}^m \frac{1}{P_i} e^{-\alpha_i(-\ln(H(x)))}\right) = \sum_{i=1}^m \frac{1}{P_i} [H(x)]^{\alpha_i}.$$

From this expression, new distributions arise by taking specific cdf  $H(x)$  (uniform distribution, normal distribution, Cauchy distribution, Pareto distribution ...). We will call the associated distribution the  $\text{GH}(H; \mathbf{a})$  distribution (for general hypoexponential distribution with a parameter vector  $\mathbf{a} = (\alpha_1, \dots, \alpha_m)$  using a cdf  $H(x)$ ) for frequently used purpose in the present study or elsewhere.

Let us now consider a random variable  $Y$  following the  $\text{GH}(H; \mathbf{a})$  distribution. Then the cdf of  $Y$  is given by

$$F_Y(x) = \sum_{i=1}^m \frac{1}{P_i} [H(x)]^{\alpha_i}, \quad x \in \mathbb{R}.$$

Using the equality  $\sum_{i=1}^m \frac{1}{P_i} = 1$ , the survival function (sf) of  $Y$  is given by

$$S_Y(x) = 1 - F_Y(x) = 1 - \sum_{i=1}^m \frac{1}{P_i} [H(x)]^{\alpha_i} = \sum_{i=1}^m \frac{1}{P_i} [1 - [H(x)]^{\alpha_i}], \quad x \in \mathbb{R}.$$

Denoting by  $h(x)$  a pdf associated to  $H(x)$ , a pdf of  $Y$  is given by

$$f_Y(x) = h(x) \sum_{i=1}^m \frac{\alpha_i}{P_i} [H(x)]^{\alpha_i-1}, \quad x \in \mathbb{R}.$$

The hazard rate function (hrf) of  $Y$  is given by

$$h_Y(x) = \frac{f_Y(x)}{S_Y(x)} = h(x) \frac{\sum_{i=1}^m \frac{\alpha_i}{P_i} [H(x)]^{\alpha_i-1}}{\sum_{i=1}^m \frac{1}{P_i} [1 - [H(x)]^{\alpha_i}]}, \quad x \in \mathbb{R}.$$

**Remark 2.** The  $\text{GH}(H; \mathbf{a})$  distribution belongs to the family of weighted distributions; we can express  $f_Y(x)$  as:  $f_Y(x) = w(x)g(x)$ , where  $g(x)$  denotes a pdf of the exponential distribution with parameter  $\lambda > 0$  and  $w(x) = \sum_{i=1}^m \frac{\alpha_i}{P_i} [H(x)]^{\alpha_i-1}$ .

**Remark 3.** Since the coefficients  $\frac{1}{P_1}, \frac{1}{P_2}, \dots, \frac{1}{P_m}$  have possible negative and positive values with  $\sum_{i=1}^m \frac{1}{P_i} = 1$ , the  $\text{GH}(H; \mathbf{a})$  distribution also belongs to the family of finite generalized mixture of exponentiated baseline cdf  $[H(x)]^\alpha$  (also known as Lehmann type-I distribution) (see [4], [6] and [3]).

**Remark 4.** In the particular case  $m = 2$ ,  $\mathbf{a} = (\alpha_1, \alpha_2)$ ,  $\alpha_1, \alpha_2 > 0$ ,  $\alpha_1 \neq \alpha_2$ , we have  $P_1 = \frac{\alpha_2 - \alpha_1}{\alpha_2}$  and  $P_2 = \frac{\alpha_1 - \alpha_2}{\alpha_1}$ ,

$$F_Y(x) = \frac{\alpha_2}{\alpha_2 - \alpha_1} [H(x)]^{\alpha_1} + \frac{\alpha_1}{\alpha_1 - \alpha_2} [H(x)]^{\alpha_2}, \quad x \in \mathbb{R},$$

and

$$f_Y(x) = \frac{\alpha_1 \alpha_2}{\alpha_2 - \alpha_1} h(x) ([H(x)]^{\alpha_1 - 1} - [H(x)]^{\alpha_2 - 1}), \quad x \in \mathbb{R}.$$

Assuming that  $\alpha_2 > \alpha_1$ , note that  $P_1 > 0$  and  $P_2 < 0$ .

The distribution of a sum of two independent  $\text{GH}(H; \mathbf{a})$  distributions can be characterized. Let  $Y$  and  $Z$  be two independent random variables,  $Y$  follows the  $\text{GH}(H_1; \mathbf{a})$  distribution with  $\mathbf{a} = (\alpha_1, \alpha_2, \dots, \alpha_m)$  and  $Z$  follows the  $\text{GH}(H_2; \mathbf{b})$  distribution with  $\mathbf{b} = (\beta_1, \beta_2, \dots, \beta_m)$ . Let  $h_1(x)$  be a pdf associated to the cdf  $H_1(x)$  and  $h_2(x)$  be a pdf associated to the cdf  $H_2(x)$ . Set  $Q_\ell = \prod_{\substack{j=1 \\ j \neq \ell}}^m \left(1 - \frac{\beta_\ell}{\beta_j}\right)$ .

Then a pdf for  $Y + Z$  is given by

$$f_{Y+Z}(x) = \sum_{i=1}^m \sum_{\ell=1}^m \frac{\alpha_i \beta_\ell}{P_i Q_\ell} \int_{-\infty}^{+\infty} h_1(t) h_2(x-t) [H_1(t)]^{\alpha_i - 1} [H_2(x-t)]^{\beta_\ell - 1} dt, \quad x \in \mathbb{R}.$$

This result is an immediate consequence of the continuous convolution formula.

### 2.3. The $\text{EH}(\mathbf{a}, \lambda)$ distribution

Let us now consider the  $\text{GH}(H; \mathbf{a})$  distribution defined with the cdf  $H(x)$  associated to the exponential distribution of parameter  $\lambda > 0$ :  $H(x) = 1 - e^{-\lambda x}$ ,  $x > 0$ . We will call the associated distribution the  $\text{EH}(\mathbf{a}, \lambda)$  distribution (for exponential hypoexponential distribution with a parameter vector  $\mathbf{a} = (\alpha_1, \dots, \alpha_m)$  and  $\lambda$ ) for frequently used purpose in the present study or elsewhere. Let us now consider a random variable  $Y$  following the  $\text{EH}(\mathbf{a}, \lambda)$  distribution. Then the cdf of  $Y$  given by

$$F_Y(x) = \sum_{i=1}^m \frac{1}{P_i} (1 - e^{-\lambda x})^{\alpha_i}, \quad x > 0.$$

This cdf can be viewed as a finite generalized mixture of generalized exponential distribution baseline cdf introduced by [9, 10], with different parameters for the power.

The sf of  $Y$  is given by

$$S_Y(x) = \sum_{i=1}^m \frac{1}{P_i} [1 - (1 - e^{-\lambda x})^{\alpha_i}], \quad x > 0.$$

A pdf of  $Y$  is given by

$$f_Y(x) = \lambda e^{-\lambda x} \sum_{i=1}^m \frac{\alpha_i}{P_i} (1 - e^{-\lambda x})^{\alpha_i - 1}, \quad x > 0.$$

The hrf of  $Y$  is given by

$$h_Y(x) = \lambda e^{-\lambda x} \frac{\sum_{i=1}^m \frac{\alpha_i}{P_i} (1 - e^{-\lambda x})^{\alpha_i - 1}}{\sum_{i=1}^m \frac{1}{P_i} [1 - (1 - e^{-\lambda x})^{\alpha_i}]}, \quad x > 0.$$

Some asymptotic properties of the previous functions are given below: when  $x \rightarrow 0$ , we have

$$F_Y(x) \sim \sum_{i=1}^m \frac{1}{P_i} (\lambda x)^{\alpha_i}, \quad f_Y(x) \sim \lambda \sum_{i=1}^m \frac{\alpha_i}{P_i} (\lambda x)^{\alpha_i - 1}, \quad h_Y(x) \sim \lambda \sum_{i=1}^m \frac{\alpha_i}{P_i} (\lambda x)^{\alpha_i - 1}.$$

Note that, if  $\inf(\alpha_1, \alpha_2, \dots, \alpha_m) > 1$ , we have  $\lim_{x \rightarrow 0} f_Y(x) = 0$ . If  $\inf(\alpha_1, \alpha_2, \dots, \alpha_m) < 1$ , the limit depends on the signs of  $P_1, P_2, \dots, P_m$ ; we can have  $\lim_{x \rightarrow 0} f(x) = +\infty$  in some configurations. We have  $\lim_{x \rightarrow +\infty} f(x) = 0$ . The limit for  $h(x)$  when  $x \rightarrow +\infty$  depends only on  $\lambda$  and  $P_1, P_2, \dots, P_m$ .

**Remark 5.** As already observed in Remark 3, the  $EH(\mathbf{a}, \lambda)$  distribution belongs to the family of weighted exponential distributions; we can express  $f_Y(x)$  as:  $f_Y(x) = w(x)g(x)$ , where  $g(x)$  denotes a pdf of the exponential distribution with parameter  $\lambda > 0$  and  $w(x) = \sum_{i=1}^m \frac{\alpha_i}{P_i} (1 - e^{-\lambda x})^{\alpha_i - 1}$ .

**Remark 6.** We now adapt Remark 1 to the  $EH(\mathbf{a}, \lambda)$  distribution. Let us observe that, for a random variable  $U$  following the hypoexponential distribution with parameter  $a$ , the random variable  $W = -\frac{1}{\lambda} \ln(1 - e^{-U})$  follows the  $EH(\mathbf{a}, \lambda)$  distribution.

**Remark 7.** In the particular case  $m = 2$ ,  $\mathbf{a} = (\alpha_1, \alpha_2)$ ,  $\alpha_1, \alpha_2 > 0$ ,  $\alpha_1 \neq \alpha_2$ , we have  $P_1 = \frac{\alpha_2 - \alpha_1}{\alpha_2}$  and  $P_2 = \frac{\alpha_1 - \alpha_2}{\alpha_1}$ ,

$$F_Y(x) = \frac{\alpha_2}{\alpha_2 - \alpha_1} [1 - e^{-\lambda x}]^{\alpha_1} + \frac{\alpha_1}{\alpha_1 - \alpha_2} [1 - e^{-\lambda x}]^{\alpha_2}, \quad x > 0,$$

and

$$f_Y(x) = \frac{\lambda \alpha_1 \alpha_2}{\alpha_2 - \alpha_1} e^{-\lambda x} ([1 - e^{-\lambda x}]^{\alpha_1 - 1} - [1 - e^{-\lambda x}]^{\alpha_2 - 1}), \quad x > 0.$$

Figures 1, 2 and 3 show the graphical features of pdfs, cdfs and hrfs of the  $EH(\mathbf{a}, \lambda)$  distribution with  $\mathbf{a} = (\alpha_1, \alpha_2)$ ,  $\alpha_1 = \alpha$  and  $\alpha_2 = \alpha + 0.1$ , for several choices of parameters  $(\alpha, \lambda)$ . In this particular case, let us precise that

$$F_Y(x) = (1 + 10\alpha)(1 - e^{-\lambda x})^\alpha - 10\alpha(1 - e^{-\lambda x})^{\alpha+0.1}, \quad (2)$$

a pdf is given by

$$f_Y(x) = \lambda \alpha (1 + 10\alpha) e^{-\lambda x} (1 - e^{-\lambda x})^{\alpha-1} [1 - (1 - e^{-\lambda x})^{0.1}] \quad (3)$$

and the hrf is given by

$$h_Y(x) = \frac{\lambda \alpha (1 + 10\alpha) e^{-\lambda x} (1 - e^{-\lambda x})^{\alpha-1} [1 - (1 - e^{-\lambda x})^{0.1}]}{1 - (1 + 10\alpha)(1 - e^{-\lambda x})^\alpha + 10\alpha(1 - e^{-\lambda x})^{\alpha+0.1}}. \quad (4)$$

We observe that the plots of the pdfs and hrfs of the  $EH(\mathbf{a}, \lambda)$  distribution are very flexible; different shapes and curves can be of interest for modeling lifetime data.

**Remark 8.** The considered pdf  $f_Y(x)$  (3) is a very special case of the  $EH(\mathbf{a}, \lambda)$  distribution and the value 0.1 is subjective. It can also be viewed as a particular two parameters pdf of the McDonald modified weibull distribution introduced in [16] or the Beta exponentiated Weibull distribution developed by [5]. Note that the main differences between  $f_Y(x)$  (3) and similar looking pdfs as those associated to the weighted exponentiated exponential distribution introduced by [15] or the transmuted generalized exponential distribution proposed by [11], is the last term  $[1 - (1 - e^{-\lambda x})^{0.1}]$  which only depends on  $\lambda$ , not  $\alpha$ .

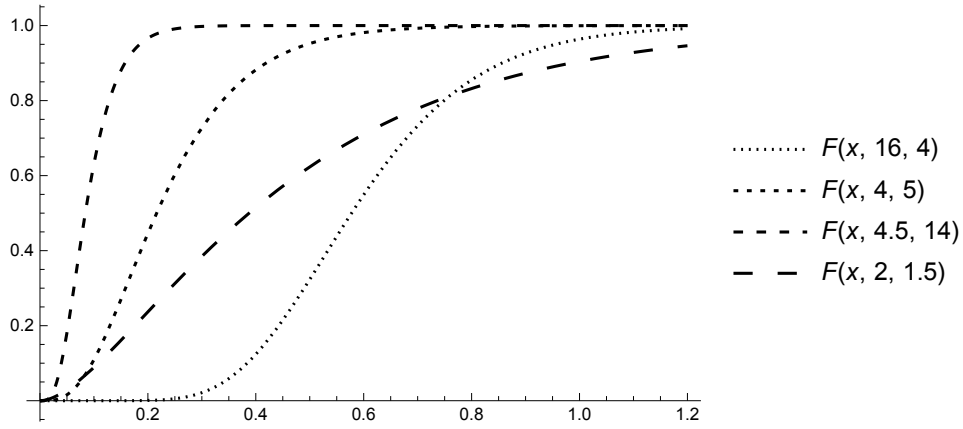


Figure 1: Some cdfs  $F(x) = F(x; (\alpha, \lambda))$  (2) with various values for  $\alpha$  and  $\lambda$ .

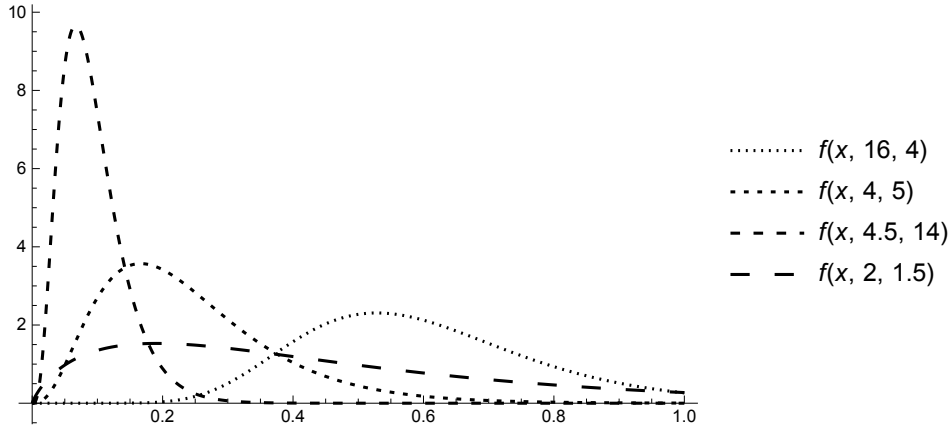


Figure 2: Some pdfs  $f(x) = f(x; (\alpha, \lambda))$  (3) with various values for  $\alpha$  and  $\lambda$ .

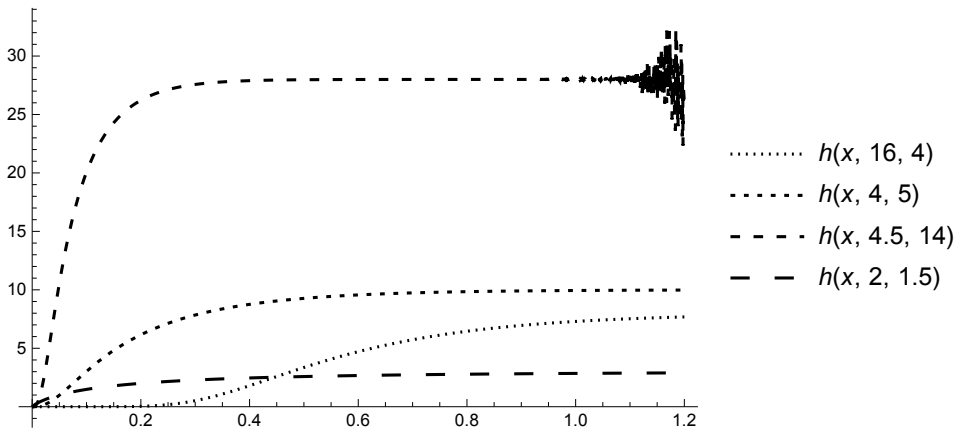


Figure 3: Some hrfs  $h(x) = h(x; (\alpha, \lambda))$  (4) with various values for  $\alpha$  and  $\lambda$ .

### 3. Mathematical properties related to the $\text{EH}(\mathbf{a}, \lambda)$ distribution

We now present some mathematical properties of our distribution.

The distribution of a sum of two independent  $\text{EH}(\mathbf{a}, \lambda)$  distributions can be characterized. Let  $Y$  and  $Z$  be two independent random variables,  $Y$  follows the  $\text{EH}(\mathbf{a}, \lambda_1)$  distribution with  $\mathbf{a} = (\alpha_1, \alpha_2, \dots, \alpha_m)$  and  $Z$  follows the  $\text{EH}(\mathbf{b}, \lambda_2)$  distribution with  $\mathbf{b} = (\beta_1, \beta_2, \dots, \beta_m)$ . Set  $Q_\ell = \prod_{\substack{j=1 \\ j \neq \ell}}^m \left(1 - \frac{\beta_\ell}{\beta_j}\right)$ . Then a pdf for  $Y + Z$  is given by

$$f_{Y+Z}(x) = \lambda_1 \lambda_2 \sum_{i=1}^m \sum_{\ell=1}^m \frac{\alpha_i \beta_\ell}{P_i Q_\ell} \int_0^x e^{-\lambda_1 t} e^{-\lambda_1(x-t)} [1 - e^{-\lambda_1 t}]^{\alpha_i-1} [1 - e^{-\lambda_2(x-t)}]^{\beta_\ell-1} dt, \quad x > 0.$$

Also, note that

$$\mathbb{P}(Y \leq Z) = \sum_{i=1}^m \sum_{\ell=1}^m \frac{\beta_\ell}{P_i Q_\ell (\alpha_i + \beta_\ell)}.$$

This probability can be of interest in the context of reliability the stress-strength model (see [12]).

Let us work with only a random variable  $Y$  following the  $\text{EH}(\mathbf{a}, \lambda)$  distribution.

Owing to the binomial series, we have the following expansion for  $F_Y(x)$ :

$$F_Y(x) = \sum_{i=1}^m \frac{1}{P_i} (1 - e^{-\lambda x})^{\alpha_i} = \sum_{i=1}^m \sum_{k=0}^{+\infty} \binom{\alpha_i}{k} (-1)^k \frac{1}{P_i} e^{-k\lambda x}.$$

Using again the binomial series, we have the following expansion for  $f_Y(x)$ :

$$f_Y(x) = \lambda e^{-\lambda x} \sum_{i=1}^m \frac{\alpha_i}{P_i} (1 - e^{-\lambda x})^{\alpha_i-1} = \sum_{i=1}^m \sum_{k=0}^{+\infty} \eta_{i,k} e^{-(k+1)\lambda x},$$

where

$$\eta_{i,k} = \lambda \binom{\alpha_i - 1}{k} (-1)^k \frac{\alpha_i}{P_i}.$$

We can obtain the quantile function  $Q_Y(x)$  via the nonlinear equation:

$$F_Y(Q_Y(x)) = x \quad \Leftrightarrow \quad \sum_{i=1}^m \frac{1}{P_i} (1 - e^{-\lambda Q_Y(x)})^{\alpha_i} = x.$$

The  $\text{EH}(\mathbf{a}, \lambda)$  distribution can be simulated by using  $Y = Q_Y(U)$  where  $U$  is a random variable having the uniform distribution on  $[0, 1]$ .

Let us consider the Gamma function:  $\Gamma(\nu) = \int_0^{+\infty} x^{\nu-1} e^{-x} dx$ ,  $\nu > 0$ . The  $r$ -th moment of  $Y$  is given by

$$E(Y^r) = \int_{-\infty}^{+\infty} x^r f_Y(x) dx = \sum_{i=1}^m \sum_{k=0}^{+\infty} \eta_{i,k} \int_0^{+\infty} x^r e^{-(k+1)\lambda x} dx = \frac{\Gamma(r+1)}{\lambda^{r+1}} \sum_{i=1}^m \sum_{k=0}^{+\infty} \eta_{i,k} \frac{1}{(k+1)^{r+1}}.$$

The moment generating function of  $Y$  is given by, for  $t < \lambda$ ,

$$M_Y(t) = E(e^{tY}) = \int_{-\infty}^{+\infty} e^{tx} f_Y(x) dx = \sum_{i=1}^m \sum_{k=0}^{+\infty} \eta_{i,k} \int_0^{+\infty} e^{(t-(k+1)\lambda)x} dx = \sum_{i=1}^m \sum_{k=0}^{+\infty} \eta_{i,k} \frac{1}{(k+1)\lambda - t}.$$

Proceeding as in [10, Equation (2.3)], with the change of variable  $y = e^{-\lambda x}$ , we also have, for  $t < \lambda$ ,

$$M_Y(t) = \sum_{i=1}^m \frac{1}{P_i} \frac{\Gamma(\alpha_i + 1) \Gamma\left(1 - \frac{t}{\lambda}\right)}{\Gamma\left(\alpha_i - \frac{t}{\lambda} + 1\right)}.$$



Let us consider the lower incomplete Gamma function:  $\Gamma(t, \nu) = \int_0^t x^{\nu-1} e^{-x} dx$ . Then we have

$$\int_0^t x^r f_Y(x) dx = \sum_{i=1}^m \sum_{k=0}^{+\infty} \eta_{i,k} \int_0^t x^r e^{-(k+1)\lambda x} dx = \frac{1}{\lambda^{r+1}} \sum_{i=1}^m \sum_{k=0}^{+\infty} \eta_{i,k} \frac{\Gamma((k+1)\lambda t, r+1)}{(k+1)^{r+1}}.$$

This equality will be useful in the next. For  $t > 0$ , the conditional  $r$ -th moment of  $Y$  is given by

$$\begin{aligned} E(Y^r | Y > t) &= \frac{1}{1 - F_Y(t)} \int_t^{+\infty} x^r f_Y(x) dx = \frac{1}{1 - F_Y(t)} \left( E(Y^r) - \int_0^t x^r f_Y(x) dx \right) \\ &= \frac{1}{\lambda^{r+1}(1 - F_Y(t))} \sum_{i=1}^m \sum_{k=0}^{+\infty} \eta_{i,k} \frac{\Gamma(r+1) - \Gamma((k+1)\lambda t, r+1)}{(k+1)^{r+1}}. \end{aligned}$$

For  $t > 0$ , the reversed conditional  $r$ -th moment of  $Y$  is given by

$$E(Y^r | Y \leq t) = \frac{1}{F_Y(t)} \int_0^t x^r f_Y(x) dx = \frac{1}{F_Y(t)\lambda^{r+1}} \sum_{i=1}^m \sum_{k=0}^{+\infty} \eta_{i,k} \frac{\Gamma((k+1)\lambda t, r+1)}{(k+1)^{r+1}}.$$

Let  $\mu = E(Y)$ . The Lorenz curve  $L(F_Y(t))$  is given by

$$L(F_Y(t)) = \frac{1}{\mu} \int_0^t x f_Y(x) dx = \frac{1}{\mu \lambda^{r+1}} \sum_{i=1}^m \sum_{k=0}^{+\infty} \eta_{i,k} \frac{\Gamma((k+1)\lambda t, 2)}{(k+1)^{r+1}}.$$

The Bonferroni curve  $B(F_Y(t))$  is given by

$$B(F_Y(t)) = \frac{1}{\mu F_Y(t)} \int_0^t x f_Y(x) dx = \frac{1}{\mu F_Y(t)\lambda^{r+1}} \sum_{i=1}^m \sum_{k=0}^{+\infty} \eta_{i,k} \frac{\Gamma((k+1)\lambda t, 2)}{(k+1)^{r+1}}.$$

The mean deviation of  $Y$  about the mean  $\mu$  can be expressed as

$$\begin{aligned} \delta_1(Y) &= E(|Y - \mu|) = 2\mu F_Y(\mu) - 2 \int_0^\mu x f_Y(x) dx \\ &= 2\mu F_Y(\mu) - \frac{2}{\lambda^{r+1}} \sum_{i=1}^m \sum_{k=0}^{+\infty} \eta_{i,k} \frac{\Gamma((k+1)\lambda \mu, 2)}{(k+1)^{r+1}}. \end{aligned}$$

The mean deviation of  $Y$  about the median  $M$  can be expressed as

$$\delta_2(Y) = E(|Y - M|) = \mu - 2 \int_0^M x f_Y(x) dx = \mu - \frac{2}{\lambda^{r+1}} \sum_{i=1}^m \sum_{k=0}^{+\infty} \eta_{i,k} \frac{\Gamma((k+1)\lambda M, 2)}{(k+1)^{r+1}}.$$

#### 4. Order statistics

Order statistics are essential in many areas of statistics. They naturally appear in the probabilistic analysis of reliability of a system. We explicit here the distributions of these order statistics in the context of our new distribution. Let  $Y_1, Y_2, \dots, Y_n$  be  $n$  independent and identically distributed random variables following the EH( $\mathbf{a}, \lambda$ ) distribution. Let us consider its order statistics is  $Y_{1:n}, Y_{2:n}, \dots, Y_{n:n}$ . A pdf of the  $i$ -th order statistic  $Y_{i:n}$  is given by

$$\begin{aligned} f_{i:n}(x) &= \frac{n!}{(i-1)!(n-i)!} [F_Y(x)]^{i-1} [1 - F_Y(x)]^{n-i} f_Y(x) \\ &= \frac{n!}{(i-1)!(n-i)!} \left[ \sum_{i=1}^m \frac{1}{P_i} (1 - e^{-\lambda x})^{\alpha_i} \right]^{i-1} \left[ 1 - \sum_{i=1}^m \frac{1}{P_i} (1 - e^{-\lambda x})^{\alpha_i} \right]^{n-i} \\ &\times \lambda e^{-\lambda x} \sum_{i=1}^m \frac{\alpha_i}{P_i} (1 - e^{-\lambda x})^{\alpha_i-1}, \quad x > 0. \end{aligned}$$

In particular, a pdf of  $Y_{1:n} = \inf(Y_1, Y_2, \dots, Y_n)$  is given by

$$f_{1:n}(x) = \lambda n e^{-\lambda x} \left[ 1 - \sum_{i=1}^m \frac{1}{P_i} (1 - e^{-\lambda x})^{\alpha_i} \right]^{n-1} \sum_{i=1}^m \frac{\alpha_i}{P_i} (1 - e^{-\lambda x})^{\alpha_i-1}$$

and a pdf of  $Y_{n:n} = \sup(Y_1, Y_2, \dots, Y_n)$  is given by

$$f_{n:n}(x) = \lambda n e^{-\lambda x} \left[ \sum_{i=1}^m \frac{1}{P_i} (1 - e^{-\lambda x})^{\alpha_i} \right]^{n-1} \sum_{i=1}^m \frac{\alpha_i}{P_i} (1 - e^{-\lambda x})^{\alpha_i-1}.$$

Consequently, the cdf of the  $i$ -th order statistic  $Y_{i:n}$  is given by

$$\begin{aligned} F_{i:n}(x) &= \int_{-\infty}^x f_{i:n}(t) dt = \frac{n!}{(i-1)!(n-i)!} \sum_{k=0}^{n-i} \binom{n-i}{k} \frac{(-1)^k}{i+k} [F_Y(x)]^{i+k} \\ &= \frac{n!}{(i-1)!(n-i)!} \sum_{k=0}^{n-i} \binom{n-i}{k} \frac{(-1)^k}{i+k} \left[ \sum_{i=1}^m \frac{1}{P_i} (1 - e^{-\lambda x})^{\alpha_i} \right]^{i+k}, \quad x > 0. \end{aligned}$$

Further, for  $j < k$ , a joint pdf of  $(Y_{j:n}, Y_{k:n})$  is given by

$$\begin{aligned} f_{(j:n, k:n)}(x_j, x_k) &= \frac{n!}{(j-1)!(n-k)!(k-j-1)!} [F_Y(x_j)]^{j-1} [F_Y(x_k) - F_Y(x_j)]^{k-j-1} [1 - F_Y(x_k)]^{n-k} f_Y(x_j) f_Y(x_k) \\ &= \frac{n!}{(j-1)!(n-k)!(k-j-1)!} \left[ \sum_{i=1}^m \frac{1}{P_i} (1 - e^{-\lambda x_j})^{\alpha_i} \right]^{j-1} \left[ \sum_{i=1}^m \frac{1}{P_i} [(1 - e^{-\lambda x_k})^{\alpha_i} - (1 - e^{-\lambda x_j})^{\alpha_i}] \right]^{k-j-1} \\ &\times \left[ 1 - \sum_{i=1}^m \frac{1}{P_i} (1 - e^{-\lambda x_k})^{\alpha_i} \right]^{n-k} \lambda^2 e^{-\lambda(x_j+x_k)} \sum_{i=1}^m \frac{\alpha_i}{P_i} (1 - e^{-\lambda x_j})^{\alpha_i-1} \sum_{i=1}^m \frac{\alpha_i}{P_i} (1 - e^{-\lambda x_k})^{\alpha_i-1}, \\ &0 < x_j < x_k. \end{aligned}$$

## 5. Maximum likelihood estimation

Let  $Y_1, Y_2, \dots, Y_n$  be a random sample from the EH( $\mathbf{a}, \lambda$ ) distribution with unknown parameters  $\alpha_1, \dots, \alpha_m, \lambda$ . We consider the maximum likelihood estimation providing the maximum likelihood estimators (MLEs)  $\hat{\alpha}_1, \dots, \hat{\alpha}_m, \hat{\lambda}$  for  $\alpha_1, \dots, \alpha_m, \lambda$ . Let us recall that the MLEs have some statistical desirable properties (under regularity conditions) as the sufficiency, invariance, consistency, efficiency and asymptotic normality. Using the observed information matrix, asymptotic confidence interval for  $\alpha_1, \dots, \alpha_m, \lambda$  can be constructed. Details can be found in [13].

Let  $\Theta = (\alpha_1, \dots, \alpha_m, \lambda)$  and  $y_1, y_2, \dots, y_n$  be the observed values. The likelihood function is given by

$$L(\Theta) = \lambda^n e^{-\lambda \sum_{u=1}^n y_u} \prod_{u=1}^n \left( \sum_{i=1}^m \frac{\alpha_i}{P_i} (1 - e^{-\lambda y_u})^{\alpha_i-1} \right).$$

The log-likelihood function is given by

$$\ell(\Theta) = \log(L(\Theta)) = n \log(\lambda) - \lambda \sum_{u=1}^n y_u + \sum_{u=1}^n \log \left( \sum_{i=1}^m \frac{\alpha_i}{P_i} (1 - e^{-\lambda y_u})^{\alpha_i-1} \right).$$

The nonlinear log-likelihood equations given by  $\frac{\partial \ell(\Theta)}{\partial \Theta} = 0$  are listed below

$$\frac{\partial \ell(\Theta)}{\partial \lambda} = \frac{n}{\lambda} - \sum_{u=1}^n y_u + \sum_{u=1}^n y_u e^{-\lambda y_u} \frac{\sum_{i=1}^m \frac{\alpha_i(\alpha_i-1)}{P_i} (1 - e^{-\lambda y_u})^{\alpha_i-2}}{\sum_{i=1}^m \frac{\alpha_i}{P_i} (1 - e^{-\lambda y_u})^{\alpha_i-1}} = 0 \quad (5)$$

and, for any  $q \in \{1, \dots, m\}$ ,

$$\frac{\partial \ell(\Theta)}{\partial \alpha_q} = \sum_{u=1}^n \frac{\frac{\partial}{\partial \alpha_q} \left( \sum_{i=1}^m \frac{\alpha_i}{P_i} (1 - e^{-\lambda y_u})^{\alpha_i - 1} \right)}{\sum_{i=1}^m \frac{\alpha_i}{P_i} (1 - e^{-\lambda y_u})^{\alpha_i - 1}} = 0. \quad (6)$$

Let us now investigate the numerator. We have

$$\sum_{i=1}^m \frac{\alpha_i}{P_i} (1 - e^{-\lambda y_u})^{\alpha_i - 1} = \frac{\alpha_q}{P_q} (1 - e^{-\lambda y_u})^{\alpha_q - 1} + \sum_{\substack{i=1 \\ i \neq q}}^m \frac{\alpha_i}{P_i} (1 - e^{-\lambda y_u})^{\alpha_i - 1}.$$

Hence

$$\begin{aligned} & \frac{\partial}{\partial \alpha_q} \left( \sum_{i=1}^m \frac{\alpha_i}{P_i} (1 - e^{-\lambda y_u})^{\alpha_i - 1} \right) \\ &= \frac{\partial}{\partial \alpha_q} \left( \frac{\alpha_q}{P_q} \right) (1 - e^{-\lambda y_u})^{\alpha_q - 1} + \frac{\alpha_q}{P_q} (1 - e^{-\lambda y_u})^{\alpha_q - 1} \log(1 - e^{-\lambda y_u}) \\ &+ \sum_{\substack{i=1 \\ i \neq q}}^m \alpha_i (1 - e^{-\lambda y_u})^{\alpha_i - 1} \frac{\partial}{\partial \alpha_q} \left( \frac{1}{P_i} \right). \end{aligned}$$

Observe that

$$\frac{\partial}{\partial \alpha_q} \left( \frac{\alpha_q}{P_q} \right) = \frac{\partial}{\partial \alpha_q} \left( \alpha_q \prod_{\substack{j=1 \\ j \neq q}}^m \frac{\alpha_j}{\alpha_j - \alpha_q} \right) = \prod_{\substack{j=1 \\ j \neq q}}^m \frac{\alpha_j}{\alpha_j - \alpha_q} + \alpha_q \left( \prod_{\substack{j=1 \\ j \neq q}}^m \frac{\alpha_j}{\alpha_j - \alpha_q} \right) \left( \sum_{\substack{v=1 \\ v \neq q}}^m \frac{1}{\alpha_v - \alpha_q} \right).$$

On the other hand, for  $i \neq q$ , we have

$$\begin{aligned} \frac{\partial}{\partial \alpha_q} \left( \frac{1}{P_i} \right) &= \frac{\partial}{\partial \alpha_q} \left( \prod_{\substack{j=1 \\ j \neq i}}^m \frac{\alpha_j}{\alpha_j - \alpha_i} \right) = \left( \prod_{\substack{j=1 \\ j \neq \{i, q\}}}^m \frac{\alpha_j}{\alpha_j - \alpha_i} \right) \frac{\partial}{\partial \alpha_q} \left( \frac{\alpha_q}{\alpha_q - \alpha_i} \right) \\ &= - \left( \prod_{\substack{j=1 \\ j \neq \{i, q\}}}^m \frac{\alpha_j}{\alpha_j - \alpha_i} \right) \frac{\alpha_i}{(\alpha_q - \alpha_i)^2}. \end{aligned}$$

Putting these equalities together, we obtain an unified equation for (6). The MLEs are solutions of (5) and (6). These equations are not solvable analytically, but some numerical iterative methods, as Newton-Raphson method, can be used.

*Study of a particular case.* Let us now consider a simple two parameters EH( $\mathbf{a}, \lambda$ ) distribution where  $\mathbf{a} = (\alpha_1, \dots, \alpha_m)$ , for any  $i \in \{1, \dots, m\}$ ,  $\alpha_i = \alpha + \epsilon_i$ , with  $\epsilon_1, \dots, \epsilon_m$  denote different fixed positive real numbers. Then  $\alpha > 0$  and  $\lambda > 0$  can be estimated via the maximum likelihood method. It is enough to set  $\Theta = (\alpha, \lambda)$ , using (5) with  $\alpha_i = \alpha + \epsilon_i$  and consider the new equation:

$$\frac{\partial \ell(\Theta)}{\partial \alpha} = \sum_{u=1}^n \frac{\frac{\partial}{\partial \alpha} \left( \sum_{i=1}^m \frac{\alpha + \epsilon_i}{P_i} (1 - e^{-\lambda y_u})^{\alpha + \epsilon_i - 1} \right)}{\sum_{i=1}^m \frac{\alpha + \epsilon_i}{P_i} (1 - e^{-\lambda y_u})^{\alpha + \epsilon_i - 1}} = 0. \quad (7)$$

We can explicit the numerator by observing that

$$\begin{aligned} \frac{\partial}{\partial \alpha} \left( \sum_{i=1}^m \frac{\alpha + \epsilon_i}{P_i} (1 - e^{-\lambda y_u})^{\alpha + \epsilon_i - 1} \right) &= \sum_{i=1}^m \frac{\partial}{\partial \alpha} \left( \frac{\alpha + \epsilon_i}{P_i} \right) (1 - e^{-\lambda y_u})^{\alpha + \epsilon_i - 1} \\ &+ \sum_{i=1}^m \frac{\alpha + \epsilon_i}{P_i} (1 - e^{-\lambda y_u})^{\alpha + \epsilon_i - 1} \ln(1 - e^{-\lambda y_u}), \end{aligned}$$

with

$$\frac{\partial}{\partial \alpha} \left( \frac{\alpha + \epsilon_i}{P_i} \right) = \left( \prod_{\substack{j=1 \\ j \neq i}}^m \frac{1}{\epsilon_j - \epsilon_i} \right) \frac{\partial}{\partial \alpha} \left( \prod_{j=1}^m (\alpha + \epsilon_j) \right) = \left( \prod_{\substack{j=1 \\ j \neq i}}^m \frac{1}{\epsilon_j - \epsilon_i} \right) \left( \prod_{j=1}^m (\alpha + \epsilon_j) \right) \left( \sum_{j=1}^m \frac{1}{\alpha + \epsilon_j} \right).$$

Again, these equations can be solve numerically. Thanks to its simplicity, this particular  $\text{EH}(\mathbf{a}, \lambda)$  distribution will be considered in the applications presented in the next section.

## 6. Illustrative real data examples

In this section, we analysis real data sets to show that the  $\text{EH}(\mathbf{a}, \lambda)$  distribution can be a better model than other existing distributions. We consider the following well-known weighted exponential distributions for comparison purpose:

*Lindley distribution:* A pdf associated to the Lindley distribution of parameter  $\theta > 0$  is given by

$$f(x) = \frac{\theta^2}{\theta + 1} (1 + x) e^{-\theta x}, \quad x > 0.$$

Theory and applications related to this distribution can be found in [8].

*Exponential distribution:* A pdf associated to the exponential distribution of parameter  $\lambda > 0$  is given by

$$f(x) = \lambda e^{-\lambda x}, \quad x > 0.$$

*Exponentiated exponential distribution (E Exponential):* A pdf associated to the Exponentiated exponential distribution of parameters  $\alpha, \lambda > 0$  is given by

$$f(x) = \lambda \alpha e^{-\lambda x} (1 - e^{-\lambda x})^{\alpha-1}, \quad x > 0.$$

Details about this distribution can be found in [9].

*Exponential Hypoexponential distribution (Exp Hypo):* To simplify the situation, we consider a particular simple two parameters  $\text{EH}(\mathbf{a}, \lambda)$  distribution with  $m = 2$ ,  $\mathbf{a} = (\alpha_1, \alpha_2)$ ,  $\alpha_1 = \alpha$  and  $\alpha_2 = \alpha + 0.1$ ,  $\alpha > 0$  and  $\lambda > 0$  are the parameters to be estimated; the value 0.1 is subjective. The corresponding pdf is given by

$$f(x) = \lambda \alpha (1 + 10\alpha) e^{-\lambda x} (1 - e^{-\lambda x})^{\alpha-1} [1 - (1 - e^{-\lambda x})^{0.1}], \quad x > 0.$$

**Remark 9.** Another two parameters  $\text{EH}(\mathbf{a}, \lambda)$  distribution can be used, as the one defined with  $m = 3$ , say  $\mathbf{a} = (\alpha_1, \alpha_2, \alpha_3)$ ,  $\alpha_1 = \alpha$ ,  $\alpha_2 = \alpha + \epsilon$  and  $\alpha_3 = \alpha + v$ , for fixed  $\epsilon$  and  $v$  with  $\epsilon \neq v$ , the parameters to be estimated are  $\alpha > 0$  and  $\lambda > 0$ .

The three considered real data sets are described as follows:

**Data set 1:** This data set contains  $n = 31$  measures of the strength data of glass of the aircraft window. It is extracted from [7]:

18.83, 20.8, 21.657, 23.03, 23.23, 24.05, 24.321, 25.5, 25.52, 25.8, 26.69, 26.77, 26.78, 27.05, 27.67, 29.9, 31.11, 33.2, 33.73, 33.76, 33.89, 34.76, 35.75, 35.91, 36.98, 37.08, 37.09, 39.58, 44.045, 45.29, 45.381

**Data set 2:** The data set contains  $n = 63$  measures related to the strength of 1.5cm glass fibers. It is reported in [20]:

0.55, 0.93, 1.25, 1.36, 1.49, 1.52, 1.58, 1.61, 1.64, 1.68, 1.73, 1.81, 2, 0.74, 1.04, 1.27, 1.39, 1.49, 1.53, 1.59, 1.61, 1.66, 1.68, 1.76, 1.82, 2.01, 0.77, 1.11, 1.28, 1.42, 1.5, 1.54, 1.6, 1.62, 1.66, 1.69, 1.76, 1.84, 2.24, 0.81, 1.13, 1.29, 1.48, 1.5, 1.55, 1.61, 1.62, 1.66, 1.7, 1.77, 1.84, 0.84, 1.24, 1.3, 1.48, 1.51, 1.55, 1.61, 1.63, 1.67, 1.7, 1.78, 1.89

	Model	Estimate of parameters	$-2\log(L)$	AIC	AICC	BIC
Data set 1	Lindley	$\hat{\theta} = 0.062988$	253.99	255.99	256.13	257.42
	Exponential	$\hat{\lambda} = 0.032455$	274.53	276.53	276.67	277.96
	E Exponential	$(\hat{\alpha}, \hat{\lambda}) = (93.7873, 0.166016)$	208.26	212.26	212.69	215.13
	Exp Hypo	$(\hat{\alpha}, \hat{\lambda}) = (41.288, 0.107838)$	208.09	212.09	212.52	214.96
Data set 2	Lindley	$\hat{\theta} = 0.996116$	162.56	164.56	164.62	166.70
	Exponential	$\hat{\lambda} = 0.663647$	177.66	179.66	179.73	181.80
	E Exponential	$(\hat{\alpha}, \hat{\lambda}) = (31.3489, 2.61157)$	62.76	66.76	66.96	71.05
	Exp Hypo	$(\hat{\alpha}, \hat{\lambda}) = (24.0816, 1.83894)$	55.67	59.67	59.87	63.96
Data set 3	Lindley	$\hat{\theta} = 0.196$	839.05	841.06	841.09	843.89
	Exponential	$\hat{\lambda} = 0.106773$	828.68	830.68	830.71	833.53
	E Exponential	$(\hat{\alpha}, \hat{\lambda}) = (1.21795, 0.121167)$	826.15	830.15	830.25	835.85
	Exp Hypo	$(\hat{\alpha}, \hat{\lambda}) = (1.44399, 0.057924)$	825.49	829.49	829.59	835.20

Table 1:  $-2\log(L)$ , AIC, AICC and BIC of the fitted distributions of Data sets 1, 2 and 3.

**Data set 3:** The data set contains  $n = 128$  measures on the remission times in months of bladder cancer patients. It is extracted from [14]:

0.08, 2.09, 3.48, 4.87, 6.94, 8.66, 13.11, 23.63, 0.20, 2.23, 3.52, 4.98, 6.97, 9.02, 13.29, 0.40, 2.26, 3.57, 5.06, 7.09, 9.22, 13.80, 25.74, 0.50, 2.46, 3.64, 5.09, 7.26, 9.47, 14.24, 25.82, 0.51, 2.54, 3.70, 5.17, 7.28, 9.74, 14.76, 26.31, 0.81, 2.62, 3.82, 5.32, 7.32, 10.06, 14.77, 32.15, 2.64, 3.88, 5.32, 7.39, 10.34, 14.83, 34.26, 0.90, 2.69, 4.18, 5.34, 7.59, 10.66, 15.96, 36.66, 1.05, 2.69, 4.23, 5.41, 7.62, 10.75, 16.62, 43.01, 1.19, 2.75, 4.26, 5.41, 7.63, 17.12, 46.12, 1.26, 2.83, 4.33, 7.66, 11.25, 17.14, 79.05, 1.35, 2.87, 5.62, 7.87, 11.64, 17.36, 1.40, 3.02, 4.34, 5.71, 7.93, 11.79, 18.10, 1.46, 4.40, 5.85, 8.26, 11.98, 19.13, 1.76, 3.25, 4.50, 6.25, 8.37, 12.02, 2.02, 3.31, 4.51, 6.54, 8.53, 12.03, 20.28, 2.02, 3.36, 6.76, 12.07, 21.73, 2.07, 3.36, 6.93, 8.65, 12.63, 22.69, 5.49

For each data set, we compare the fitted distributions using the four criteria:  $-2\log(L)$ , AIC (Akaike Information Criterion), AICC (Akaike Information Criterion Corrected) and BIC (Bayesian Information Criterion). Let us precise that  $\log(L)$  is the log-likelihood taking with the estimate values,  $AIC = -2\log(L) + 2k$ ,  $AICC = AIC + \frac{2k(k+1)}{n-k-1}$  and  $BIC = -2\log(L) + k\log(n)$ , where  $k$  denotes the number of estimated parameters and  $n$  denotes the sample size. The best fitted distribution corresponds to lower  $-2\log(L)$ , AIC, AICC and BIC.

We see in Table 1 that the EH( $\mathbf{a}, \lambda$ ) distribution has the smallest  $-2\log(L)$ , AIC, AICC and BIC for the three data sets, indicating that it is a serious competitor to the other considered distributions.

## 7. Conclusion

A new weighted exponential distribution based on the hypoexponential distribution is introduced. Some of its structural properties are studied. The analysis of three real data sets shows that the fit of the model related to our new distribution can be superior to other models.

As future work, we plan to study the GH( $H; \mathbf{a}$ ) distribution with another cdf  $H(x)$  and also to provide more applications for the EH( $\mathbf{a}, \lambda$ ) distribution with  $m \geq 3$ . Inverted or transmuted transformations of EH( $\mathbf{a}, \lambda$ ) can be of interest too for some applications.

## References

- [1] Akkouchi M. (2008): On the convolution of exponential distributions. J. Chungcheong Math. Soc, 21, 4. 501-510.
- [2] Amari, S. V. and Misra, R. B. (1997): Closed-Form Expression for Distribution of the Sum of Independent E Random Variables. IEEE Transactions on Reliability, 46, 4, 519-522.

- [3] Bakouch, H. S. and Popović, B. V. (2016): Lindley first-order autoregressive model with applications. *Communications in Statistics - Theory and Methods*, 45, 17, 4988-5006.
- [4] Bartholomew, D. J. (1969): Sufficient conditions for a mixture of exponentials to be a probability density function. *Ann Math Stat*, 40, 2183-2188.
- [5] Cordeiro, G. M., Gomes, A. E., da-Silva, C. Q. and Ortega, E. M. M. (2013): The beta exponentiated Weibull distribution. *Journal of Statistical Computation and Simulation*. 83, 114-138
- [6] Franco, M., Balakrishnan, N., Kundu, D. and Vivo, J. M. (2014): Generalized mixtures of Weibull components. *Test*, 23, 515-535.
- [7] Fuller, E. J., Frieman, S., Quinn, J., Quinn, G. and Carter, W. (1994): Fracture mechanics approach to the design of glass aircraft windows: A case study. *SPIE Proc* 2286, 419-430.
- [8] Ghitany, M. E., Atieh, B. and Nadarajah, S. (2008): Lindley distribution and its applications. *Mathematics and Computers in Simulation*, 78, 493-506.
- [9] Gupta, R. D. and Kundu, D. (1999): Generalized Exponential Distributions. *Australian and New Zealand Journal of Statistics*, 41, (2), 173-188.
- [10] Gupta, R. D. and Kundu, D. (2001): Exponentiated exponential distribution: an alternative to gamma and Weibull distributions. *Biometrical Journal*, 43, 117-130.
- [11] Khan, M. S., King, R. and Hudson, I. L. (2017): Transmuted generalized exponential distribution: A generalization of the exponential distribution with applications to survival data. *Communications In Statistics - Simulation And Computation*. <http://dx.doi.org/10.1080/03610918.2015.1118503>
- [12] Kundu, D. and Gupta, R. D. (2005): Estimation of  $P(Y < X)$  for Generalized Exponential Distribution. *Metrika*, 61, 3, 291-308.
- [13] Larsen, R. J. and Marx, M. L. (2000): *An Introduction to Mathematical Statistics and Its Applications*, Third Edition, ISBN 0139223037.
- [14] Lee, E. T. and Wang, J. W. (2003): *Statistical Methods for Survival Data Analysis*, 3rd ed., Wiley, New York.
- [15] Mahdavi, A. (2015): Two weighted distributions generated by exponential distribution. *Journal of Mathematical Extension*, 9, 3, 1-12.
- [16] Merovci, F. and Elbatal, I. (2013): The McDonald Modified Weibull Distribution: Properties and Applications. eprint arXiv:1309.2961.
- [17] Ristić, M. M. and Balakrishnan, N. (2012): The gamma-exponentiated exponential distribution. *Journal of Statistical Computation and Simulation*, 82, 1191-1206.
- [18] Saghir, A., Hamedani, G. G., Tazeem, S. and Khadim, A. (2017): Weighted Distributions: A Brief Review, Perspective and Characterizations. *International Journal of Statistics and Probability*, 6, 3, 109-131.
- [19] Smaili, K., Kadri, T. and Kadry, S. (2013): Hypoexponential distribution with different parameters. *Applied Mathematics*, 4, 4, 624-631.
- [20] Smith, R. L. and Naylor, J. C. (1987): A comparison of Maximum likelihood and Bayesian estimators for the three parameter Weibull distribution. *Applied Statistics* 36(3): 358-369.
- [21] Zografos, K. and Balakrishnan, N. (2009): On families of beta- and generalized gamma-generated distributions and associated inference. *Stat. Methodol.*, 6, 344-362.