



HAL
open science

Decentralized demand response for temperature-constrained appliances

Nguyen Hoang Son Duong, Patrick Maillé, Ashish Kumar, Laurent Toutain

► **To cite this version:**

Nguyen Hoang Son Duong, Patrick Maillé, Ashish Kumar, Laurent Toutain. Decentralized demand response for temperature-constrained appliances. IEEE Transactions on Smart Grid, 2019, 10.1109/TSG.2017.2778225 . hal-01515719

HAL Id: hal-01515719

<https://hal.science/hal-01515719v1>

Submitted on 28 Apr 2017

HAL is a multi-disciplinary open access archive for the deposit and dissemination of scientific research documents, whether they are published or not. The documents may come from teaching and research institutions in France or abroad, or from public or private research centers.

L'archive ouverte pluridisciplinaire **HAL**, est destinée au dépôt et à la diffusion de documents scientifiques de niveau recherche, publiés ou non, émanant des établissements d'enseignement et de recherche français ou étrangers, des laboratoires publics ou privés.

Decentralized demand response for temperature-constrained appliances

Nguyen Hoang Son Duong*, Patrick Maillé*, Ashish Kumar Ram†, Laurent Toutain*

*IMT Atlantique
Rennes, FRANCE
{first.last}@imt.fr

†Technische Universität Berlin
Berlin, GERMANY
ashish.ram88@gmail.com

Abstract—The evolution of the power grid towards the so-called Smart Grid, where information technologies help improve the efficiency of electricity production, distribution and consumption, allows to use the fine-grained control brought by the Internet of Things capabilities to perform distributed demand response when requested by the grid.

In this paper, we study the demand-response potential of coordinated large numbers of appliances which have to maintain some temperature within a fixed range through the ON/OFF functioning of a temperature modifier. We introduce a mathematical model and methods to coordinate appliances with given requirements, in order to offer a global energy demand reduction for a desirable duration while still satisfying the temperature constraints, and with limited communication overhead. We quantify the maximum power reduction that can be attained, as a function of the reduction duration asked by the grid.

Index Terms—Smart Grid, Demand Response (DR), temperature constraints, Internet of Things, communication technologies

I. INTRODUCTION

The transition toward the Smart Grid paradigm is driven by several forces, including the raise and evolution of electricity demand (in particular, due to the appearance of electric vehicles [1]), the limited capacities of current grids [2], and environmental as well as economic considerations leading to a strong development of renewable energy sources. Power systems will largely rely on information and communication technologies to optimize and coordinate the production, transmission, distribution, and consumption of electricity, to improve efficiency and reliability [3], [4].

Among the new important aspects of the Smart Grid is the increasing need for flexibility at the consumption side: indeed, with the new constraints imposed by renewable energy production (intermittence, uncontrollability, and only partial predictability) and the difficulties for storing electricity (costs and limited efficiency), an interesting direction to maintain the balance between production and consumption is to affect demand based on the grid conditions. This is the so-called demand response (DR) approach [5], [6], which can consist in shifting demand in time, or in rewarding users who accept to adapt their consumption when asked to. Through DR, the grid partially controls the consumption of electric appliances. This can be done with an EMS (Energy Management Server) using data delivered through the AMI (Advanced Metering Infrastructure, involving networking technologies) from and to the appliances [7]–[9]. Demand reduction requests are issued by utilities or by market managers (which will be indifferently

called “the grid” thereafter), either directly to customers, or more likely to *aggregators*, which are new entities in the electricity market behaving like brokers between several users and the utility operator. Aggregators contract with several consumers with flexibility potential, and coordinate them to offer significant-scale flexibility offers [10].

Although demand response is already applied in the grid, it still concerns only large consumers, with whom it is simpler to establish contracts for flexibility services (typically, demand reduction during some peak periods). But current research aims at leveraging the demand response potential of smaller consumers like individual households, which raises several computational issues [11]. In this paper, we also apply DR with many small consumers, but for a specific set of electricity-consuming appliances such as fridges, A/C systems, or water heaters. Such appliances exist in very large numbers, so that if coordinated they can offer significant demand-response services to the grid. The most difficult challenge with these appliances is that we cannot turn them off for an undetermined duration, because they are subject to temperature constraints: the temperature has to remain within a predefined range. In this paper, we present a simple mathematical model and its analysis to coordinate such appliances in order to offer a global energy demand reduction for a given duration while still satisfying the temperature constraints. In practice, the grid would request a power reduction for a given duration, and an aggregator controlling a large number of those appliances could respond by coordinating these appliances using our schemes.

Our main results are based on mathematical models for the appliance behaviors, and their analysis in terms of reduced power or saved energy. The advantage of our proposition is that the communication overhead remains very small (i.e., only one broadcast message from the aggregator to the appliances, upon the aggregator receiving a request from the grid), a desirable feature in IoT. Furthermore, we provide several methods for implementing a power reduction, depending on the grid needs. (i) If the duration and the amplitude of the asked power reduction are limited, then a very basic mechanism is sufficient to satisfy the request. (ii) a slightly more elaborate mechanism can be implemented for longer and/or bigger requests. Possibly, there is still some room for further optimization but (iii) we compute upper bounds for the flexibility service that can be satisfied with those appliances, and show how our two simple proposals perform with respect to that upper bound.

We focus on deciding whether the aggregator can satisfy such a request. To do so, we compute for each possible duration, the maximum amplitude that can be offered by coordinating the appliances: if the result exceeds the asked amplitude, the aggregator will be able to satisfy the request.

Since the absolute amplitude value depends on the number of appliances responding to the aggregator, we rather reason in relative values. Similarly, we take as the reference value the consumption P_{tot} at the steady-state, expressed in (1), since this is the maximum possible reduction. Hence in the following, an amplitude reduction $R(t)$ over a period t means that the average power reduction equals $R(t)P_{\text{tot}} = R(t) \times NP \frac{w}{v+w}$.

Note that there can be other considerations in a reduction request. In particular, a demand reduction often consists in shifting demand in time, and therefore leads to a demand increase after the reduction period. This phenomenon is usually called the *rebound effect*, and can exceed the reduction offered (this is not the case with our model). In this paper, we do not analyze what happens after the end of the reduction period: we assume that the consumption peak is over and that the grid can cope with the possible extra consumption resulting from the reduction. However, with our model that rebound effect is easy to compute numerically.

It is also natural to assume that the grid expects a *constant* power reduction over the requested duration; we relax that assumption in the next section to compute an upper bound of the reduction amplitude, but include it in the other sections.

III. UPPER BOUND FOR THE CONSUMPTION REDUCTION

In this section, we assume that the system aims at maximizing the aggregated energy (or equivalently, the average power) saved over the reduction duration t , ignoring any constraint on the consumed (or reduced) power to be constant over that interval. This will provide us with an upper bound for the reduction amplitude the aggregator can provide to the grid.

Proposition 1: Over a duration t , the relative reduced power with respect to the stationary consumption cannot exceed

$$R_{\text{sup}}(t) := \max \left(1 - \frac{wt}{2\Delta}, \frac{\Delta}{2wt} \right) \quad (2)$$

Proof: Since we do not need the consumption to be constant over t here, we can imagine a simple mechanism to minimize the total energy saved: just turn off the temperature-modifier upon receiving the request, let the temperature drift until the (upper for a cooling appliance, lower for a heating appliance) limit, and perform very short ON-OFF stages just to maintain that limit temperature. Given the parameters, in that second phase the proportion of time in ON stage should equal $\frac{w}{v+w}$. Hence the consumption for each appliance is 0 until the temperature limit is reached, and $P \frac{w}{v+w}$ afterwards.

We assume the appliances are in the steady-state when the request arrives, so that their positions in their cycle are uniformly distributed over the interval $[0, \Delta/v + \Delta/w]$. As a consequence, the appliance temperature T also follows a uniform distribution over $[T_{\text{min}}, T_{\text{max}}]$, and the temperature distance δ_T to the limit follows a uniform distribution over $[0, \Delta]$. (For a cooling appliance, $\delta_T = T_{\text{max}} - T$ whereas $\delta_T = T - T_{\text{min}}$ for a heating appliance.)

With our mechanism, the time before reaching the temperature limit is δ_T/w : an appliance does not consume energy during that time, and then consumes a power $P \frac{w}{v+w}$ until the end of the reduction period. Hence a total consumed energy $P \frac{w}{v+w} [t - \delta_T/w]^+$, where $[x]^+ := \max(0, x)$.

Using the uniform distribution for δ_t , the expected energy \mathbf{E}_{min} consumed per appliance over t is

$$\begin{aligned} \mathbf{E}_{\text{min}} &= \mathbb{E}_{\delta_T} \left[P \frac{w}{v+w} [t - \delta_T/w]^+ \right] \\ &= \frac{P}{v+w} \int_{x=0}^{\Delta} \frac{[wt - x]^+}{\Delta} dx. \\ &= \frac{Pw}{v+w} \times \min \left(\frac{wt^2}{2\Delta}, t - \frac{\Delta}{2w} \right) \\ &= tP \frac{w}{v+w} \times \min \left(\frac{wt}{2\Delta}, 1 - \frac{\Delta}{2wt} \right). \end{aligned}$$

In the last expression for \mathbf{E}_{min} , the first term $tP \frac{w}{v+w}$ is the average consumed energy per appliance in the steady-state regime over a duration t , hence the relative reduction is directly one minus the second term, giving the proposition. ■

IV. INDIVRED: A SIMPLE MECHANISM WITH CONSTANT POWER REDUCTION

From now on, we look for a way to offer a *constant* power reduction over the duration t requested by the grid, a constraint ignored when computing the bound in Proposition 1.

In this section, we take the most simple approach, when there is no real coordination among appliances: the aggregator just mobilizes each individual appliance that can offer a reduction over the duration t . We will call *IndivRed* the corresponding mechanism. To compute the possible (relative) reduction amplitude with such a mechanism, in what follows we express the proportion of such appliances.

A. Relying on individual duration- t reductions

Given a duration t , we investigate here the conditions under which an individual appliance can offer a constant consumption reduction over t . The reduction being *with respect to the no-request situation*, we take that situation as our reference.

Figure 2 illustrates what an appliance can offer, depending on its position in its cycle upon receiving the request (i.e., the time y since its temperature modifier was last switched ON). As stated previously, y is in the interval $[0, \Delta/v + \Delta/w]$, and the temperature modifier is only ON if $y < \Delta/v$. Naturally, an appliance in OFF state cannot reduce its consumption since it is not currently consuming. To offer a constant reduction over t , an appliance must satisfy two conditions:

- 1) without the request it would have been ON during t ;
- 2) it can afford to be OFF instead during t , without its temperature exiting the allowed range $[T_{\text{min}}, T_{\text{max}}]$.

B. How much can we reduce during t with *IndivRed*?

The conditions above are illustrated in Figure 2, where we display the evolution of the temperature with time in several

cases: (i) if there is no request (solid line) and (ii) if the appliance stops its temperature-modifier when at position y in its cycle (two different values of y are shown).

Let us consider an appliance, responding to a reduction request by switching to OFF state. The consumption reduction is null if $y \geq \Delta/v$ (the appliance is already in OFF state), and otherwise it ends when one of the following events occur:

- The temperature reaches the limit temperature and the system has to be turned ON again (Case 1 in Figure 2), i.e., after $\delta_T/w = \frac{y_1}{w}$;
- The normal cycle (without consumption reduction) would have ended and the cooling system would have turned off (Case 2 in Figure 2), which occurs after a duration $\Delta/v - y$.

Summarizing, the reduction duration t_{red} is then

$$t_{\text{red}} = \min(yv/w, [\Delta/v - y]^+), \quad (3)$$

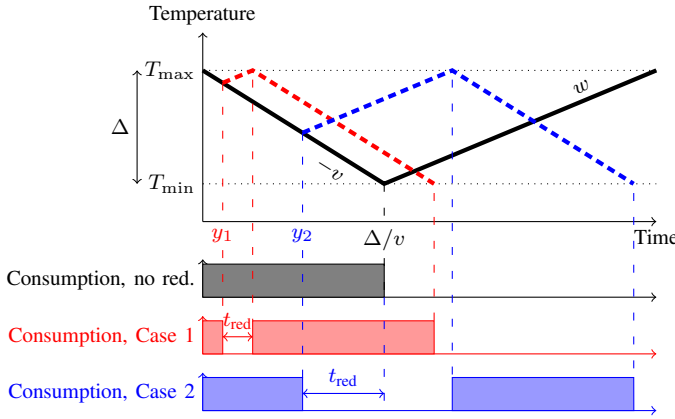


Fig. 2. Two examples of consumption reduction for a cooling appliance. The solid line represents the evolution of the temperature without any reduction request; and the dashed lines the temperature evolution if a request comes when the appliance is at position y_1 or y_2 of its cycle. In the latter case it stops consuming upon receiving, until the temperature hits T_{max} . Instantaneous consumptions and the reduction duration t_{red} are displayed at the bottom.

Consider an appliance with $y < \Delta/v$. From (3), the maximum reduction duration equals $t_{\text{red}}^{\text{max}} := \frac{\Delta}{v+w}$.

The reduction duration that a position- y appliance can individually offer is plotted in Figure 3, with the range of appliances able to reduce during at least t . In the steady-

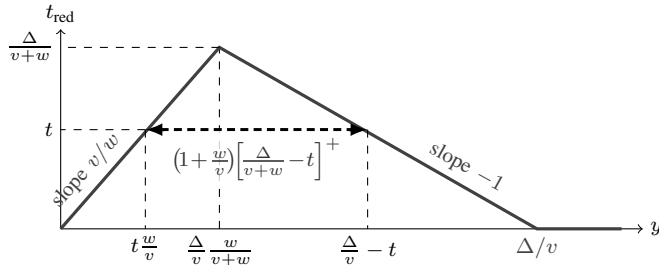


Fig. 3. Duration of the possible consumption reduction for an appliance versus appliance cycle position y upon receiving the request. The horizontal arrow identifies appliances able to provide a reduction during at least t .

state situation the probability that an appliance can provide a reduction duration above t is (see Figure 3)

$$\begin{aligned} \mathbb{P}(t_{\text{red}} > t) &= \frac{1}{\Delta(1/v + 1/w)} \times \left(1 + \frac{w}{v}\right) \left[\frac{\Delta}{v+w} - t\right]^+ \\ &= \frac{w}{v+w} \left[1 - t \frac{v+w}{\Delta}\right]^+. \end{aligned} \quad (4)$$

This corresponds to an average power reduction per appliance of $\frac{Pw}{v+w} [1 - t \frac{v+w}{\Delta}]^+$, which when compared to the steady-state consumption $\frac{Pw}{v+w}$ gives us the following result.

Proposition 2: Over a duration t , the IndivRed mechanism allows a relative power reduction of

$$R_{\text{IndivRed}} = \left[1 - t \frac{v+w}{\Delta}\right]^+. \quad (5)$$

C. Implementing IndivRed in practice

Consider that the grid issues a request for a reduction of amplitude A over a duration t . The aggregator can then directly use Proposition 2 to know whether it can satisfy the request using IndivRed: indeed it knows the number N of appliances, thus over t it can offer a reduction amplitude of $\frac{NPw}{v+w} R_{\text{IndivRed}}$.

Hence if $A \leq \frac{NPw}{v+w} [1 - t \frac{v+w}{\Delta}]^+$ the aggregator can simply satisfy the request by broadcasting to all appliances a “pulse” request message interpreted as

“If the time y since the beginning of your cycle is such that $\min(yv/w, [\Delta/v - y]^+) \geq t$, then turn off your engine as long as you can”,

or equivalently

“If you can reduce your demand immediately during at least t , do it”.

Note however that if the amplitude A is strictly smaller than $N \frac{Pw}{v+w} R_{\text{IndivRed}}$ then the reduction amplitude will exceed the one requested. If the aggregator wants to exactly offer a reduction amplitude A , we envision two simple possibilities:

- The reduction load can be taken by the appliances that can offer the longest reduction: in practice the aggregator would artificially increase the reduction duration so that the maximum reduction amplitude exactly equals A , so that the broadcasted message would be

“if you can reduce your demand immediately during at least t' , do it”,

where the aggregator sets $t' := \Delta \left(\frac{1}{v+w} - \frac{A}{NPw}\right)$.

- Alternatively, the reduction load can be shared evenly among all mobilizable appliances, i.e., the message broadcasted would be

“if you can reduce your demand immediately during at least t , do it with probability p , otherwise ignore this message”,

where $p = \frac{A}{NP} \frac{v+w}{w R_{\text{IndivRed}}}$ is computed by the aggregator as the ratio between the amplitude asked and the maximum possible amplitude.

Of course other solutions are possible: we do not develop them here since we focus on providing the largest amplitudes.

D. Aftermath of an IndivRed reduction request

We investigate here what happens just after a reduction request is satisfied. For sake of clarity, we take the first approach (case *a*) of the previous subsection to satisfy a request: all appliances that can offer a reduction of duration at least t stop their temperature-modifying engine, whether that duration is the one asked or a strictly larger duration. Hence this is equivalent to offering a maximum reduction with IndivRed for a duration t (again, even if the actual duration asked is below t). Note however that the second approach (case *b*) could also be considered without major difficulty.

In what follows, we study the operation of each appliance as a function of both y (the appliance situation in its cycle upon receiving the reduction request) and x (the time since the request was received). As illustrated in Figure 3, all appliances with y in $[t\frac{w}{v}, \frac{\Delta}{v} - t]$ would be turned OFF. After this unique reaction to the request, appliances follow their usual functioning algorithm, i.e., remain OFF until the temperature hits the limit and then switch to ON, as shown in Figure 2.

This behavior is the simplest possible, and leads to a modified ON-OFF pattern and a new consumption curve, illustrated in Figure 4. By design, we have a constant consumption during

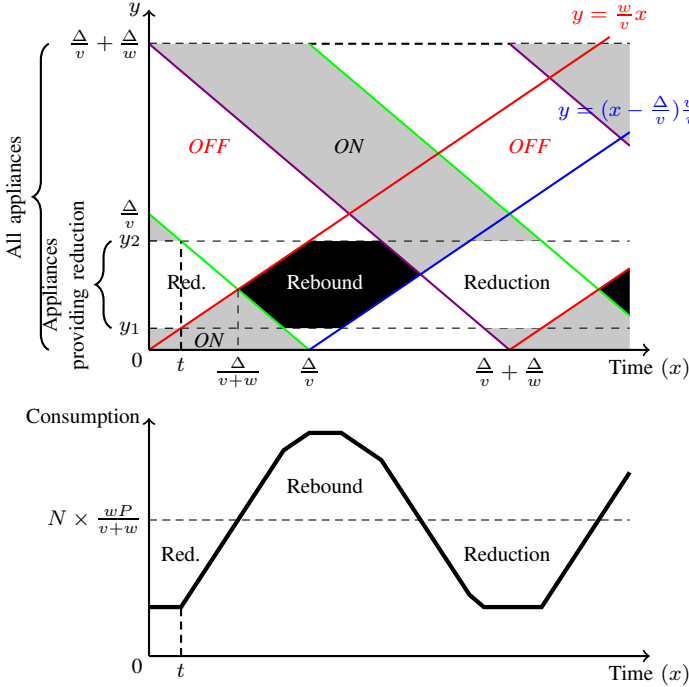


Fig. 4. (Top) Appliance states vs time, after an IndivRed duration- t reduction request. The appliances affected are those in the $[y_1, y_2]$ range. Horizontal line patterns indicate appliances that are OFF while they would be ON without the request (hence a reduction), black zones indicate the opposite (hence a rebound: larger consumption than without the request). The other zones are “neutral”: the appliance is in the state it would be without the request.

(Bottom) The resulting consumption pattern just after the request, reflecting the height of reduction and rebound zones. The analytical expression (piecewise linear) can easily be obtained from the linear functions of the top part. The dashed line is the consumption without the request.

t , corresponding to the requested reduction. Then consumption increases linearly and reaches the steady-state consumption

some time $\frac{\Delta}{v+w}$ after the request; we then enter a *rebound* phase where consumption exceeds the steady-state one.

In the next section, we exploit that behavior to extend the scheme so as to offer larger–or longer–reductions.

V. COORDRED: EXTENDING THE REDUCTION BY COORDINATING APPLIANCES

The IndivRed mechanism relies on appliances individually performing a consumption reduction during the asked duration t . In this section, we suggest to coordinate appliances so that some reduce their consumption *after* the start of the reduction, in order to *compensate* for the limited reduction durations of others. Like for IndivRed, the whole reduction can be triggered by a single broadcast message, but not all appliances react at the same time to that message.

A. Principle

The idea is to start like in IndivRed, but to additionally have new appliances contribute when those initially providing the reduction stop reducing. In Figure 4 this occurs after t , but CoordRed will allow to provide longer reductions. Hence we will denote by \tilde{t} the time when the first appliances stop reducing, and by t the total reduction duration.

The functioning of CoordRed is depicted in Figure 5: we start with a reduction as with IndivRed, relying on a first batch of appliances. After time \tilde{t} , some appliances begin to stop reducing, either because they have to turn ON, or because they would have turned OFF without the request. Cumulating those two causes, the overall consumption increases at a constant speed $NP(1 + \frac{w}{v})$ until all the concerned appliances for either cause are affected, i.e., until time $\min(\frac{\Delta}{v} - y_1, y_2\frac{v}{w})$. The addition of CoordRed with respect to IndivRed is to involve a *second batch of appliances*, entering the reduction *gradually* from time \tilde{t} , exactly at the speed $N(1 + \frac{w}{v})$: doing so, the extra reduction compensates the consumption increase.

This cannot be done infinitely, since we face two constraints:

- Those newly involved appliances need to be able to offer a reduction until time t , thus
 - they should be able to stay OFF from the moment they are supposed to participate until time t , and
 - without the request they would have been ON during that period.
- Those appliances cannot be among those already involved in the first batch.

The first batch involves appliances with cycle positions in the interval $[y_1, y_2]$ as shown in Figure 5, with a constant reduction until time \tilde{t} . From that instant, appliances from the second batch enter progressively, at “speed” $1 + w/v$: more precisely, between time \tilde{t} and $\tilde{t} + x$ we need an extra proportion $(1+w/v)\frac{x}{\frac{\Delta}{v} + \frac{\Delta}{w}} = \frac{w}{\Delta}x$ of all appliances to contribute to the reduction. For this, we rely on appliances whose cycle position (upon emission of the request, and modulo $\Delta/v + \Delta/w$) is in the range $[y_1 - (1 + w/v)x, y_1]$, as illustrated in Figure 5.

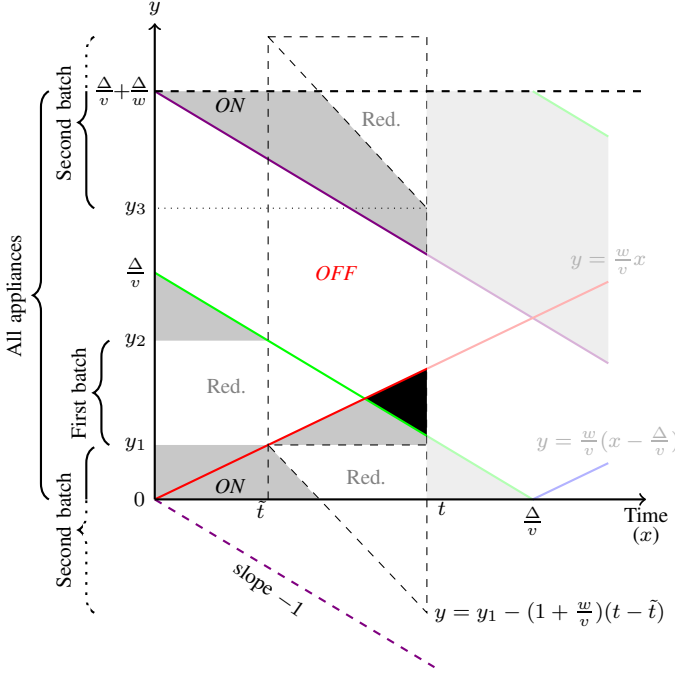


Fig. 5. Appliance states over time for CoordRed up to the requested reduction duration t , to offer a constant reduction over t . Line-patterned areas represent consumption reductions, and the black area is a rebound (appliances are ON while they would be OFF without the reduction request).

B. Reduction potential with CoordRed

The following proposition quantifies how much reduction can be offered for a given reduction duration t .

Proposition 3: Over a duration $t \leq t_{\text{schTwo}}^{\text{max}} := \Delta \frac{v+2w}{(v+w)^2}$, the CoordRed mechanism allows a relative power reduction of

$$R_{\text{CoordRed}} = 1 - t \frac{v+w}{v+2w} \frac{w}{\Delta}. \quad (6)$$

Proof: The reduction duration t is imposed, but not the duration \tilde{t} of the reduction from the first batch, which also determines the values of y_1 and y_2 and thus the relative reduction amplitude R :

$$R = \frac{y_2 - y_1}{\Delta/v} = 1 - \frac{(v+w)\tilde{t}}{\Delta}, \quad (7)$$

hence to maximize the reduction amplitude, one has to select \tilde{t} as small as possible.

On the other hand, the constraints highlighted above correspond mathematically, with the notations of Figure 5, to

$$y_3 \geq y_2 \quad (8)$$

$$y_3 \geq \Delta/v + \Delta/w - t \quad (9)$$

$$y_1 \leq \Delta/v - t \quad (10)$$

$$t - \tilde{t} \leq v/w(\tilde{t} + y_1). \quad (11)$$

Condition (8) states that the second batch is separated from the first batch; (9) and (10) mean that the hashed triangle in Figure 5 is included in an ON zone, i.e., without the request all second-batch appliances would have been ON from their entering the service until t . Finally, (11) indicates that when entering the service, any second-batch appliance is

able to remain OFF until t (i.e., its temperature stays within $[T_{\min}, T_{\max}]$): the appliance entering the service at time $\tilde{t} + x$ has stayed ON during $\tilde{t} + y_1 - xw/v$, and can therefore remain OFF for v/w times that duration. We need the result to exceed the remaining reduction time $t - (\tilde{t} + x)$, which yields

$$t - \tilde{t} - x \leq v/w (\tilde{t} + y_1 - xw/v) \quad \forall x \in [0, t - \tilde{t}],$$

and simplifies to (11).

Now, we use the expressions of y_1 , y_2 , and y_3

$$\begin{cases} y_1 = \tilde{t}w/v \\ y_2 = \Delta/v - \tilde{t} \\ y_3 = \Delta/v + \Delta/w + \tilde{t}w/v - (1 + w/v)(t - \tilde{t}) \end{cases} \quad (12)$$

to rewrite (8)-(10) in terms of the decision variable \tilde{t} , and the known values Δ , v , w , and t . We respectively obtain

$$\tilde{t} \geq \frac{1}{2} \left(t - \frac{\Delta}{w + w^2/v} \right) \quad (13)$$

$$\tilde{t} \geq \frac{w}{v + 2w} t \quad (14)$$

$$\tilde{t} \leq (\Delta - vt)/w, \quad (15)$$

while (11) exactly gives (14) and is therefore redundant.

But (13) is also redundant. Indeed, (14) and (15) give $\frac{w}{v+2w}t \leq \tilde{t} \leq \frac{\Delta}{w} - \frac{v}{w}t$, yielding $\frac{t}{v+2w} \leq \frac{\Delta}{(v+w)^2}$. And (14) can be rewritten as $\tilde{t} \geq \frac{1}{2} \left(t - \frac{v}{v+2w}t \right)$; then plugging the previous inequality gives $\tilde{t} \geq \frac{1}{2} \left(t - \frac{v\Delta}{(v+w)^2} \right) = \frac{1}{2} \left(t - \frac{\Delta}{v+2w+w^2/v} \right)$, a condition stricter than (13).

Summarizing, a duration- t reduction is possible with CoordRed if and only if (14) and (15) are jointly satisfiable, i.e., if $t \leq \Delta \frac{v+2w}{(v+w)^2}$. Under that condition, to maximize the reduction one must choose the smallest \tilde{t} , which is given in (14) as

$$\tilde{t} = \frac{w}{v + 2w} t, \quad (16)$$

yielding a relative reduction, from (7), of $R = 1 - \frac{v+w}{v+2w} \frac{wt}{\Delta}$. ■

Comparing with Proposition 2, we remark that CoordRed allows longer reductions than IndivRed. However, note that (6) is strictly positive for $t = t_{\text{CoordRed}}^{\text{max}}$, suggesting that some reduction is possible for a duration larger than $t_{\text{CoordRed}}^{\text{max}}$. However this is not doable in the strict (and quite simple) sense with which we defined CoordRed: another combination of the appliances is needed.

C. Implementing CoordRed from a single broadcast message

As for IndivRed, we can implement CoordRed by broadcasting a single message to all appliances. Here, to obtain a maximum amplitude the manager could simply send the request duration t : each appliance would then compute y_1 and y_2 from (12) and (16):

$$y_1 = \frac{w^2}{v(v+2w)} t \quad ; \quad y_2 = \frac{\Delta}{v} - \frac{w}{v+2w} t.$$

and interpret the message as

“If the time y since the beginning of your cycle is such that $y \in [y_1, y_2]$, then turn off your engine as

long as you can.

Otherwise, if there is an $x \in [0, t - y_1 \frac{v}{w}]$ such that

$$y \equiv y_1 - \left(1 + \frac{w}{v}\right)x \bmod (\Delta/v + \Delta/w),$$

then wait until time $y_1 \frac{v}{w} + x$ to turn off your engine as long as you can."

This method would provide the maximum CoordRed reduction amplitude possible, which we can denote by A . But as with IndivRed, smaller amplitudes $A' < A$ can also be offered simply by having each appliance obey the message with probability A'/A and ignore it otherwise. That probability would then be added to the broadcasted message.

VI. DISCUSSION

We discuss here the applicability of our schemes, their performance, and some variants and directions for future work.

A. Applicability of the reduction schemes

The mechanisms IndivRed and CoordRed are both very simple, involving a simple calculation and at most one action from each appliance (turn OFF at a specific instant).

Moreover, in terms of communications our mechanisms are extremely lightweight: a reduction request (which should occur quite rarely) only involves the broadcast of one single message, containing very little information: the reduction duration, plus possibly a "probability to participate".

Hence we think both mechanisms are quite easily implementable in the context of the Internet of Things, even with very limited computational and communication capabilities.

B. Possible reductions with IndivRed and CoordRed

We compare here the performance results of Propositions 1, 2, and 3, in terms of the maximum reduction that can be offered over some duration t . That reduction (in proportion of the average consumption) is plotted in Figure 6.

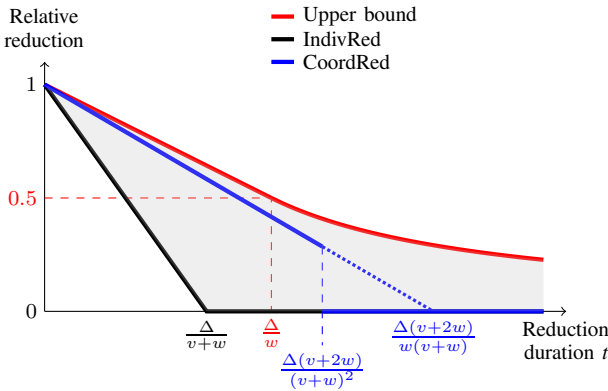


Fig. 6. Maximum relative reduction (in proportion of the aggregated average power consumption $NP \frac{w}{v+w}$) versus reduction duration, for $v = 0.4$, $\Delta = 1$, $w = 1$.

We observe that CoordRed offers a considerable improvement with respect to IndivRed, for $t \leq \frac{\Delta(v+2w)}{w(v+w)}$. Depending on the relative values of v and w , this duration can be quite restrictive (it can be lower than the usual OFF duration Δ/w when v is large). But in all cases, the maximum duration and the maximum amplitude are higher with CoordRed.

C. Mechanism variant to obtain demand increases

This whole paper has been formulated in terms of demand reductions, since the most frequent concern is about managing scarce energy production. But in a few occasions, and especially with renewable energies, we can have an overproduction and want to temporarily increase demand instead of decreasing it, as discussed in [12].

This is very easily doable within the context of this paper: just by exchanging the roles of v and w in Propositions 1, 2, and 3, we obtain the maximum increase in consumption, as a proportion of the average non-consumption, that is $NP \frac{v}{v+w}$. More explicitly, adapting Equations (2), (5), and (6) respectively yield that over a duration t :

- a) One cannot get an average consumption increase of more than

$$\max \left(1 - \frac{vt}{2\Delta}, \frac{\Delta}{2vt} \right) \times NP \frac{v}{v+w} \text{ watts};$$

- b) Adapting the IndivRed mechanism allows a constant consumption increase of

$$\left[1 - t \frac{v+w}{\Delta} \right]^+ \times NP \frac{v}{v+w} \text{ watts};$$

- c) If $t \leq \Delta \frac{w+2v}{(v+w)^2}$, adapting the CoordRed mechanism allows a constant consumption increase of

$$\left(1 - t \frac{v+w}{2v+w} \frac{v}{\Delta} \right) \times NP \frac{v}{v+w} \text{ watts}.$$

D. Possible extensions

We discuss in this section some additional aspects that can be taken into account in future work.

1) *Managing several types of appliances:* Our model assumes all appliances are identical, with the same consumed power in ON state, the same temperature limits, and the same heating and cooling speeds. In practice, we will want to leverage the reduction potential of a heterogeneous set of appliances, with different parameters.

With our results formulated in terms of the reduction duration, it is quite simple to classify appliances into classes (appliances within a class being identical), so that the total reduction one can get over a time t is just the sum of the reductions (in Watts) we can get from all classes.

One can also envision richer mechanisms, where classes are coordinated so that the reduction offered by each class is not of constant power, but the sum is. This may be worth considering especially if heterogeneity among classes is large.

2) *Coping with transmission errors and delays:* Our model ignores transmission issues, assuming that all appliances immediately receive the demand reduction broadcast message.

In practice, problems such as losses and delays can occur. Indeed, IoT protocols often involve some duty cycle constraints [13], meaning that nodes cannot emit more than a given proportion of the time. Hence a node may have to wait before being allowed to forward a reduction request message. Also, those protocols [14]–[16] are subject to collisions, which incurs extra delays (due to retransmissions) or message losses.

Those aspects should be considered when applying our mechanisms. The difficulties may be easily manageable (e.g., by sending the reduction request a bit ahead of time to absorb all possible delays, and by implementing reliability-oriented protocols), but they should not be forgotten.

3) *Combining more than two batches, allowing more complex appliance behavior*: Our IndivRed and CoordRed schemes respectively involve one and two appliance batches to provide a reduction, and what we ask each appliance is extremely simple: “switch to OFF state at this specific instant”.

One can imagine more complex schemes, that would combine more batches and/or involve more subtle behaviors of individual appliances. This direction leaves some space for future works, especially to overcome the duration limitation of CoordRed. Nevertheless, this should make the analysis of those schemes more complex. Also, our schemes have the advantage of limiting the number of ON-OFF switches, each one possibly involving some energy costs (ignored in our model).

VII. CONCLUSION AND PERSPECTIVES

This paper investigates how a large number of temperature-modifying appliances, when connected, offer new opportunities for demand flexibility. Based on a simple mathematical model, we quantify the power by which those appliances can reduce their aggregated consumption over a given period of time, while respecting individual temperature constraints.

In particular, we describe and analyze two mechanisms to coordinate appliances and offer significant power reductions. To implement such mechanisms, we rely on the communication capabilities of the Internet of Things: our mechanisms involve broadcasting a very short message to all appliances, which then need minimal computational effort to respond.

Future work can go in several directions. On the theoretical side, encompassing a variety of appliance types and the possible message losses or delays, as well as exploring more complex coordination schemes, are worth further investigation. On the practical side, the format of the messages to send can be specified, and on-field experiments can be carried out. Finally, the economic side has not been considered in this paper, but constitutes a major aspect of flexibility markets: our analysis shows how much reduction an aggregator of appliances can offer, but the appliance owners need to be sufficiently incentivized to contribute. Similarly, the flexibility market structure (in particular, the level of competition) will have a strong impact on the prices of reductions and the associated rewards for all participants, and ultimately, on the amounts of flexibility offered by those new means.

REFERENCES

[1] W. Shuai, P. Maillé, and A. Pelov. Charging electric vehicles in the smart city: A survey of economy-driven approaches. *IEEE Transaction on Intelligent Transportation Systems*, 17(8):2089–2106, 2016.

[2] A. Farina, M. De Sanctis, E. Cianca, M. Coletta, M. Ruggieri, and P. Lindgren. The domino effect in complex systems: An interdisciplinary view. In *Systems Engineering (ISSE), 2015 IEEE International Symposium on*, pages 291–297, Sept 2015.

[3] H. Farhangi. The path of the smart grid. *IEEE Power and Energy Magazine*, 8(1):18–28, January 2010.

[4] V. C. Gungor, D. Sahin, T. Kocak, S. Ergut, C. Buccella, C. Cecati, and G. P. Hancke. Smart grid technologies: Communication technologies and standards. *IEEE Transactions on Industrial Informatics*, 7(4):529–539, Nov 2011.

[5] F. Rahimi and A. Ipakchi. Demand response as a market resource under the smart grid paradigm. *IEEE Transactions on Smart Grid*, 1(1):82–88, June 2010.

[6] M. H. Albadi and E. F. El-Saadany. Demand response in electricity markets: An overview. In *Power Engineering Society General Meeting*, pages 1–5, June 2007.

[7] Joung-Han Lee, In-Ho Choi, Anwar-Ul-Haq, and Seung-Ho Hong. Design of demand response module for smart grid. In *Proc. of 3rd International Conference on Advanced Computer Theory and Engineering (ICACTE)*, volume 1, pages 658–662, Aug 2010.

[8] T. Logenthiran, D. Srinivasan, and T. Z. Shun. Demand side management in smart grid using heuristic optimization. *IEEE Transactions on Smart Grid*, 3(3):1244–1252, Sept 2012.

[9] A. H. Mohsenian-Rad, V. W. S. Wong, J. Jatskevich, R. Schober, and A. Leon-Garcia. Autonomous demand-side management based on game-theoretic energy consumption scheduling for the future smart grid. *IEEE Transactions on Smart Grid*, 1(3):320–331, Dec 2010.

[10] L. Gkatzikis, I. Koutsopoulos, and T. Salonidis. The role of aggregators in smart grid demand response markets. *IEEE Journal on Selected Areas in Communications*, 31(7):1247–1257, July 2013.

[11] F. Gilbert, M. F. Anjosa, P. Marcotte, and G. Savard. Optimal design of bilateral contracts for energy procurement. *European Journal of Operational Research*, 246(2):641–650, 2015.

[12] P. Götz, J. Henkel, T. Lenck, and K. Lenz. Negative electricity prices: Causes and effects. https://www.agora-energiewende.de/fileadmin/Projekte/2013/Agora_Negative_Electricity_Prices_Web.pdf, 2013.

[13] Z. Sheng, S. Yang, Y. Yu, A. V. Vasilakos, J. A. Mccann, and K. K. Leung. A survey on the IETF protocol suite for the internet of things: standards, challenges, and opportunities. *IEEE Wireless Communications*, 20(6):91–98, Dec 2013.

[14] S. Farrell. LPWAN Overview. Internet-Draft draft-ietf-lpwan-overview-01, IETF Secretariat, February 2017. <http://www.ietf.org/internet-drafts/draft-ietf-lpwan-overview-01.txt>.

[15] N. Sornin, M. Luis, T. Eirich, T. Kramp, and O. Hersent. *LoRaWAN Specification*. LoRa Alliance, Jan 2015. V1.0, available online: <https://www.lora-alliance.org/portals/0/specs/LoRaWAN%20Specification%201R0.pdf>.

[16] ETSI. *Low Throughput Networks (LTN): Protocols and Interfaces*, Sept 2014. V1.1.1, available online: http://www.etsi.org/deliver/etsi_gs/LTN/001_099/003/.