



HAL
open science

Vibrational mean free paths and thermal conductivity of amorphous silicon from non-equilibrium molecular dynamics simulations

K. Säaskilahti, J. Oksanen, J. Tulkki, Mcgaughey Alan, Sebastian Volz

► **To cite this version:**

K. Säaskilahti, J. Oksanen, J. Tulkki, Mcgaughey Alan, Sebastian Volz. Vibrational mean free paths and thermal conductivity of amorphous silicon from non-equilibrium molecular dynamics simulations. AIP Advances, 2016, 6, pp.121904. 10.1063/1.4968617 . hal-01515102

HAL Id: hal-01515102

<https://hal.science/hal-01515102v1>

Submitted on 23 Jul 2020

HAL is a multi-disciplinary open access archive for the deposit and dissemination of scientific research documents, whether they are published or not. The documents may come from teaching and research institutions in France or abroad, or from public or private research centers.

L'archive ouverte pluridisciplinaire **HAL**, est destinée au dépôt et à la diffusion de documents scientifiques de niveau recherche, publiés ou non, émanant des établissements d'enseignement et de recherche français ou étrangers, des laboratoires publics ou privés.



Distributed under a Creative Commons Attribution - NonCommercial - NoDerivatives 4.0 International License

Vibrational mean free paths and thermal conductivity of amorphous silicon from non-equilibrium molecular dynamics simulations

Cite as: AIP Advances 6, 121904 (2016); <https://doi.org/10.1063/1.4968617>

Submitted: 03 October 2016 . Accepted: 12 November 2016 . Published Online: 15 December 2016

K. Sääskilähti, J. Oksanen, J. Tulkki, A. J. H. McGaughey , and S. Volz

COLLECTIONS

Paper published as part of the special topic on [Chemical Physics](#), [Energy, Fluids and Plasmas](#), [Materials Science](#) and [Mathematical Physics](#)



View Online



Export Citation



CrossMark

ARTICLES YOU MAY BE INTERESTED IN

[Nanoscale thermal transport. II. 2003–2012](#)

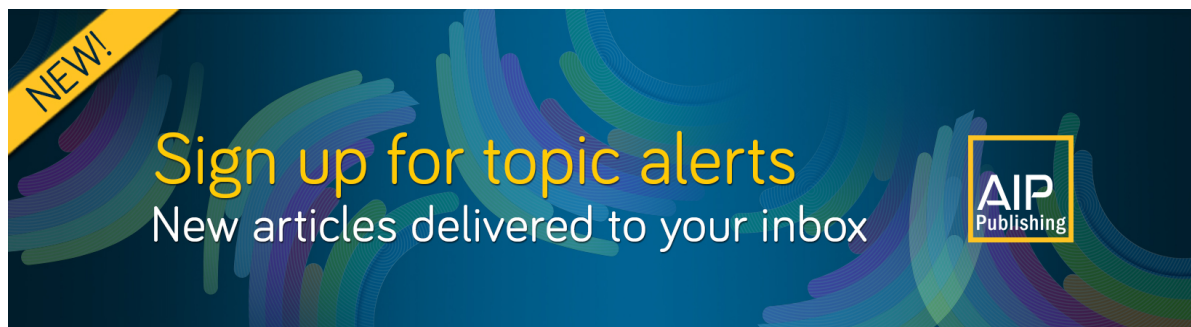
Applied Physics Reviews **1**, 011305 (2014); <https://doi.org/10.1063/1.4832615>

[Nanoscale thermal transport](#)

Journal of Applied Physics **93**, 793 (2003); <https://doi.org/10.1063/1.1524305>

[Phonon properties and thermal conductivity from first principles, lattice dynamics, and the Boltzmann transport equation](#)

Journal of Applied Physics **125**, 011101 (2019); <https://doi.org/10.1063/1.5064602>



NEW!

Sign up for topic alerts
New articles delivered to your inbox



Vibrational mean free paths and thermal conductivity of amorphous silicon from non-equilibrium molecular dynamics simulations

K. Sääskilähti,^{1,2} J. Oksanen,¹ J. Tulkki,¹ A. J. H. McGaughey,²
and S. Volz^{3,4,a}

¹Engineered Nanosystems Group, School of Science, Aalto University, P.O. Box 12200,
00076 Aalto, Finland

²Department of Mechanical Engineering, Carnegie Mellon University, 5000 Forbes Avenue,
Pittsburgh 15213, USA

³École Centrale Paris, Grande Voie des Vignes, 92295 Châtenay-Malabry, France

⁴CNRS, UPR 288 Laboratoire d'Énergétique Moléculaire et Macroscopique, Combustion
(EM2C), Grande Voie des Vignes, 92295 Châtenay-Malabry, France

(Received 3 October 2016; accepted 12 November 2016; published online 15 December 2016)

The frequency-dependent mean free paths (MFPs) of vibrational heat carriers in amorphous silicon are predicted from the length dependence of the spectrally decomposed heat current (SDHC) obtained from non-equilibrium molecular dynamics simulations. The results suggest a (frequency)⁻² scaling of the room-temperature MFPs below 5 THz. The MFPs exhibit a local maximum at a frequency of 8 THz and fall below 1 nm at frequencies greater than 10 THz, indicating localized vibrations. The MFPs extracted from sub-10 nm system-size simulations are used to predict the length-dependence of thermal conductivity up to system sizes of 100 nm and good agreement is found with independent molecular dynamics simulations. Weighting the SDHC by the frequency-dependent quantum occupation function provides a simple and convenient method to account for quantum statistics and provides reasonable agreement with the experimentally-measured trend and magnitude. © 2016 Author(s). All article content, except where otherwise noted, is licensed under a Creative Commons Attribution (CC BY) license (<http://creativecommons.org/licenses/by/4.0/>) [<http://dx.doi.org/10.1063/1.4968617>]

I. INTRODUCTION

Compared to heat transfer by phonons in crystalline materials, heat transfer in amorphous materials is complicated by the existence of three regimes of vibrational modes.¹ Low-frequency propagons are delocalized and have a well-defined wave vector and group velocity,² similar to phonons in crystals. High-frequency vibrations are localized and are called locons. Their role in thermal transport is an active area of research.³⁻⁶ Diffusons have intermediate frequencies and are delocalized, but do not have well-defined wave vectors or group velocities. The contribution of diffusons to thermal conduction can be notable, however, as they occupy the majority of the vibrational spectrum.²

From kinetic theory,⁷ the contribution of an individual phonon or propagon mode to thermal conductivity is proportional to its mean free path (MFP). Because diffusons do not have a well-defined group velocity, it is not clear if they have a MFP or how it can be defined. Their contribution to thermal conductivity can be predicted using their diffusivity, which is well-defined and can be calculated from Allen-Feldman theory.^{2,8} Nevertheless, it would be insightful to identify a frequency-dependent length scale for propagons and diffusons describing the decay of the heat flux at each vibrational frequency. Such a definition would lift the (fundamentally) arbitrary distinction between propagons and diffusons and enable a unified description of heat transfer.

^aElectronic mail: sebastian.volz@centralesupelec.fr

In this paper, we apply the spectrally-decomposed MFP method⁹ to probe the non-equilibrium MFPs of vibrational heat carriers in amorphous silicon (a-Si). This method is based on calculating the spectrally-decomposed heat current (SDHC)¹⁰ in systems of different lengths using non-equilibrium molecular dynamics (NEMD) simulations. The MFPs are determined from the variation of the SDHC as a function of system length at each vibrational frequency.¹¹

We previously used the spectrally-decomposed MFP method to calculate the non-equilibrium MFPs in low-dimensional systems such as carbon nanotubes,⁹ anharmonic chains,¹¹ and nanowires with resonant scatterers.¹² We demonstrated that the non-equilibrium MFPs transparently describe the ballistic-to-diffusive transition in the length-dependence of thermal conductivity^{9,11,12} and reveal the effects of structural modifications such as alloying on frequency-dependent phonon transport.¹² Compared to previous calculations for a-Si, the spectrally-decomposed MFP method has several advantages. Unlike in modal life-time calculations,¹³ we do not need to estimate the group velocities of individual modes to calculate their MFPs. We also do not need to distinguish between propagons and diffusons¹⁴ nor resort to the harmonic approximation.² In addition, as the non-equilibrium mean MFPs are defined based on the decay of non-equilibrium heat flux as a function of system length, their physical interpretation is evident: they describe the propagation length of heat carriers (diffusons, propagons, or locons in case of a-Si). In contrast to recent calculations studying the spectral thermal conductivity of a-Si in fixed-size systems,^{4,15} we focus on the MFPs of heat carriers and the system-size dependence of thermal conductivity.

The rest of the paper is organized as follows. The calculation methods are presented in Sec. II and the numerical results are discussed in Sec. III. We also introduce a simple method for the quantum correction of thermal conductivity from classical MD simulations, based on weighting the SDHC by the quantum occupation function. Because this quantum correction method operates at the frequency level, it is more reasonable than quantum-correction methods that operate at the system level (see Ref. 16 and references therein) and allows us to compare our predictions to experimental measurements.

II. SIMULATION SETUP AND METHODS

All simulations are carried out using the LAMMPS package¹⁷ with a time step of 2.5 fs. The Si-Si interactions are modeled by the Stillinger-Weber potential¹⁸ with the parameters of Ref. 19. The NEMD simulation geometry is shown in Fig. 1. The atomic coordinates for a-Si are generated by following the melt-quench procedure of Ref. 20 and the final density is 2,291 kg/m³. After equilibration of the quenched system, atoms located within a distance $L_{\text{bath}} = 5$ nm from the left and right edges of the structure are coupled to Langevin heat baths at temperatures $T_H = T + \Delta T/2$ and $T_C = T - \Delta T/2$ with bath relaxation times of 1 ps. To prevent sublimation, atoms at the far left and right edges are fixed to their equilibrium positions. Periodic boundary conditions are applied at the boundaries transverse to the current flow, eliminating boundary scattering effects. The width of the system cross-section, W , is 7 nm. System lengths L (i.e., the region between the baths) between 1 and 10 nm at intervals of 1 nm are considered.

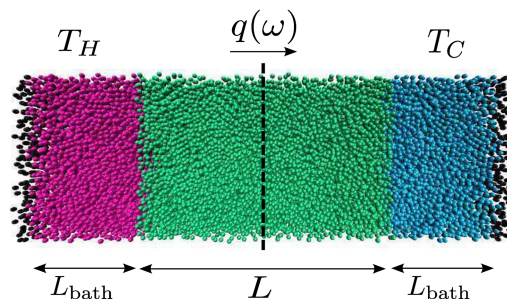


FIG. 1. Schematic illustration of the a-Si system for $L = 10$ nm. The spectral heat flux $q(\omega)$ is calculated at the cross-section in the middle of the structure (dashed line). The length L between the Langevin heat baths is varied to extract the vibrational mode MFPs based on the decrease of $q(\omega)$ as a function of L .

The SDHC is calculated through the plane of decomposition located halfway between the hot and cold baths (dashed line in Fig. 1).^{9,11} The SDHC $q_{i \rightarrow j}(\omega)$ between particles i and j located on opposite sides of this plane is given by the pair-wise SDHC equation¹⁰

$$q_{i \rightarrow j}(\omega) = -\frac{2}{t_{\text{simu}}\omega} \sum_{\alpha, \beta \in \{x, y, z\}} \text{Im} \left\langle \hat{v}_i^\alpha(\omega)^* K_{ij}^{\alpha\beta} \hat{v}_j^\beta(\omega) \right\rangle, \quad (1)$$

where t_{simu} is the simulation time, ω is the angular frequency, and the interatomic force constant $K_{ij}^{\alpha\beta}$ is defined as

$$K_{ij}^{\alpha\beta} = - \left. \frac{\partial^2 \mathcal{V}}{\partial u_i^\alpha \partial u_j^\beta} \right|_{\mathbf{u}=\mathbf{0}}. \quad (2)$$

The velocities $\hat{v}_i^\alpha(\omega)$ and $\hat{v}_j^\beta(\omega)$ are the discrete Fourier transforms of the atomic velocities $v_i^\alpha(t) = \dot{u}_i^\alpha(t)$ and $v_j^\beta(t) = \dot{u}_j^\beta(t)$ (the exact definitions are in Ref. 9), where u_i^α and u_j^β are the displacements of atoms i and j from their equilibrium positions in directions $\alpha, \beta \in \{x, y, z\}$. In Eq. (2), \mathcal{V} is the interatomic potential energy function. The spectral flux through the plane of decomposition is obtained from Eq. (1) by summing over all pairs of atoms (one on the left side, denoted by \bar{L} , and one on the right side, denoted by \bar{R}) within the potential cut-off distance of each other and dividing by the interface area A :

$$q(\omega) = \frac{1}{A} \sum_{i \in \bar{L}} \sum_{j \in \bar{R}} q_{i \rightarrow j}(\omega). \quad (3)$$

While Eq. (1) is the first-order approximation to the inter-particle SDHC,¹⁰ we have confirmed that the contribution of higher-order terms is negligible for a-Si by comparing the integral of Eq. (3), which we denote as Q , to the total flux determined from the work done by the heat baths. The two results agree within 4%. We attribute this good agreement to the stiffness of the interatomic bonds in a-Si, which ensures that the first-order term in the current (proportional to the harmonic force constants $K_{ij}^{\alpha\beta}$) dominates the higher-order terms that are related to anharmonic force constants. This restriction to the first-order current term at the plane of decomposition does not, however, mean that anharmonic scattering in the bulk is neglected, because all anharmonic effects are included in the NEMD simulations.^{9,10}

Frequency-dependent MFPs $\Lambda(\omega)$ are calculated by determining $q(\omega, L)$ for different system lengths L and fitting the length-dependent $q(\omega, L)$ to the equation^{9,11}

$$q(\omega, L) = \frac{q^0(\omega)}{1 + L/[2\Lambda(\omega)]}, \quad (4)$$

where $q^0(\omega)$ is the spectral flux when the baths are in contact ($L \rightarrow 0^+$). Equation (4) can be analytically derived, e.g., from the frequency-dependent relaxation time approximation²¹ and has been successfully used to describe the length-dependence of heat flux in various systems.^{9,11,12,22} Both $q^0(\omega)$ and $\Lambda(\omega)$ in Eq. (4) are determined from the fitting procedure. While $q^0(\omega)$ depends on the details of the heat baths, the MFPs extracted from the length-dependence are not expected to depend on the bath details.¹¹ The frequency-dependent MFPs determined from Eq. (4) are mode-averaged and projected along the direction of heat transfer.⁹ They are also independent of the system length and correspond to the bulk values.⁹ We note that the MFPs determined from Eq. (4) correspond to the decay length of the heat flux. This definition does not necessarily coincide with the conventional definition of the MFP as the decay length of a wave packet.⁷ This distinction is important for diffusons, which do not have a well-defined wave-vector so that the traditional definition cannot be applied.

The prefactor of $\Lambda(\omega)$ in Eq. (4) depends on whether the MFP is defined as the decay length of the vibrational amplitude (unity) or of the squared amplitude (two, as we have chosen), which is proportional to the vibrational energy. In Ref. 9, the definition corresponding to the decay length of the amplitude was used. In Ref. 23, the prefactor was four, but because of their heuristic derivation, it is difficult to analyze the discrepancy with Eq. (4). All such definitions are valid as long as the mathematical relation between the MFP and a physically measurable quantity (such as the thermal conductivity) is clearly specified.

Once the spectral MFPs are determined from Eq. (4), the thermal conductivity κ for length L can be determined from⁹

$$\kappa = \frac{QL}{\Delta T} = \frac{L}{\Delta T} \int_0^\infty \frac{d\omega}{2\pi} \frac{q^0(\omega)}{1 + L/[2\Lambda(\omega)]}. \quad (5)$$

The length-dependence of the thermal conductivity can be intuitively understood by writing Eq. (5) in the equivalent form

$$\kappa = \frac{2}{\Delta T} \int_0^\infty \frac{d\omega}{2\pi} q^0(\omega) \underbrace{\frac{1}{(L/2)^{-1} + \Lambda(\omega)^{-1}}}_{\Lambda_{\text{eff}}(\omega)^{-1}}, \quad (6)$$

where the “effective” MFP $\Lambda_{\text{eff}}(\omega)$ has been introduced, which is similar to the well-known Matthiessen rule.²⁴ The effective MFP accounts for boundary scattering through the additional $L/2$ term and is limited to below this value. It is important to note that we do not use the Matthiessen rule as the foundational basis of our analysis, but that it naturally arises from Eq. (4).

Finally, Eq. (5) allows for a simple quantum correction to the thermal conductivity prediction, because the contributions of different frequencies can be weighted by the vibrational mode energy and occupation, as done in the Landauer-Büttiker formalism.^{21,25,26} We define the quantum corrected thermal conductivity as

$$\kappa = \frac{L}{\Delta T} \int_0^\infty \frac{d\omega}{2\pi} \frac{q^0(\omega)}{1 + L/[2\Lambda(\omega)]} \frac{\hbar\omega}{k_B} \frac{\partial f_{\text{BE}}(\omega, T)}{\partial T}, \quad (7)$$

where $f_{\text{BE}}(\omega, T) = [\exp(\hbar\omega/k_B T) - 1]^{-1}$ is the Bose-Einstein distribution function, k_B is the Boltzmann constant, and \hbar is the Planck constant divided by 2π . By defining the dimensionless, length-dependent bath-to-bath transmission function as

$$\mathcal{T}(\omega, L) = \frac{q^0(\omega)A}{k_B \Delta T} \frac{1}{1 + L/[2\Lambda(\omega)]}, \quad (8)$$

Eq. (7) can be written in the familiar Landauer-Büttiker form as²⁵

$$\kappa = \frac{L}{A} \int_0^\infty \frac{d\omega}{2\pi} \hbar\omega \mathcal{T}(\omega, L) \frac{\partial f_B(\omega, T)}{\partial T}. \quad (9)$$

The proposed quantum correction accounts for the quantum specific heat of the modes at each frequency, but does not account for quantum effects in the dynamics. The method is thus similar to the one recently introduced by Lv and Henry,⁴ who weight the modal contributions to the equilibrium Green-Kubo thermal conductivity by the quantum population function.

All our NEMD simulations are performed at a mean temperature of $T = 300$ K with temperature bias $\Delta T = 100$ K. Choosing a relatively large bias allows for very good signal-to-noise ratio in the spectral heat flux, suppressing the statistical noise. The spectral heat flux $q(\omega)$ divided by the temperature bias for $\Delta T = 100$ K and 50 K is plotted in Fig. 2(a). Here, $L = 5$ nm and $W = 7$ nm. Reducing ΔT to 50 K from 100 K has a negligible effect on the normalized spectral heat flux $q(\omega)/\Delta T$, suggesting that the system is in the linear response regime and justifies our use of $\Delta T = 100$ K. The quantity $q(\omega)/\Delta T$ is plotted in Fig. 2(b) for $W = 7$ nm and 10 nm. The system length is 5 nm and the bias is 100 K. The heat fluxes for the two widths agree closely, justifying our use of $W = 7$ nm.

Finite-size effects generally become more important as the system length L increases²⁷ and similar sensitivity analysis should, in principle, be performed for the largest system length $L = 100$ nm considered in the paper. We have not performed such detailed checks because of the very large computational burden required. However, it is important to note that such finite-size effects are generally visible as a divergence of thermal conductivity when the system length increases,²⁷ which cannot be seen in the NEMD simulation results of Fig. 5. Therefore, we expect that finite-size effects are small in the systems considered in this paper. Furthermore, for a longer system under the same temperature bias, the heat flux will be smaller and the system will be even further in the linear response regime.

In addition, we checked that the heat flux is not sensitive to the exact arrangement of atoms arising from the melt-and-quench procedure, which we attribute to the large cross-section of the

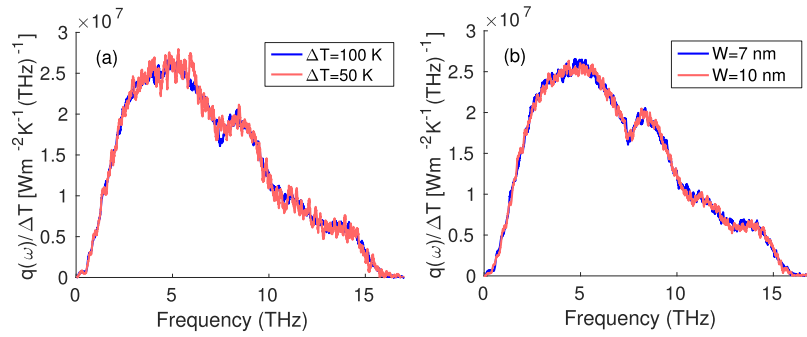


FIG. 2. (a) Spectral heat flux $q(\omega)$ divided by temperature bias ΔT versus frequency for two values of ΔT . $L = 5$ nm and $W = 7$ nm. The insensitivity of $q(\omega)/\Delta T$ to ΔT suggests that the system is in the linear response regime. (b) Spectral heat flux $q(\omega)$ divided by bias ΔT versus frequency for two values of the width W . $L = 5$ nm, $\Delta T = 100$ K, and the simulation were run for 5×10^6 and 2.5×10^6 MD time steps for $W = 7$ nm and $W = 10$ nm. The effect of W on $q(\omega)$ is small.

system giving rise to spatial averaging in the spectral currents. Therefore, we performed a single melt-quench for each system length. Finally, by using stochastic Langevin heat baths and sufficiently long simulation times, we are able to sufficiently sample the phase space in a single simulation, so that only one simulation is required at each length. This behavior is in contrast to energy-conserving equilibrium microcanonical simulations that require multiple independent simulations to explore the phase space (e.g., Ref. 14).

III. RESULTS

The spectral heat flux $q(\omega)$ for selected system lengths L as a function of frequency $f = \omega/(2\pi)$ is plotted in Fig. 3. The spectral distribution of the heat flux for $L = 20$ nm was recently analyzed in detail by Zhou and Hu,¹⁵ so we focus here on its length-dependence. As expected, increasing the system length reduces the heat current throughout the whole frequency range because of increased phonon-phonon scattering. The reduction is strongest at high frequencies, where the MFPs are shorter compared to low frequencies. At frequencies less than 2 THz, the spectral current is nearly independent of system length. Such nearly ballistic conduction suggests that the low frequency MFPs are notably longer than the system sizes considered here.

Equation (4) suggests that the inverse of the spectral flux will be linearly proportional to the system length, with the slope given by $[2\Lambda(\omega)]^{-1}$. To determine the MFPs, we calculated the spectral

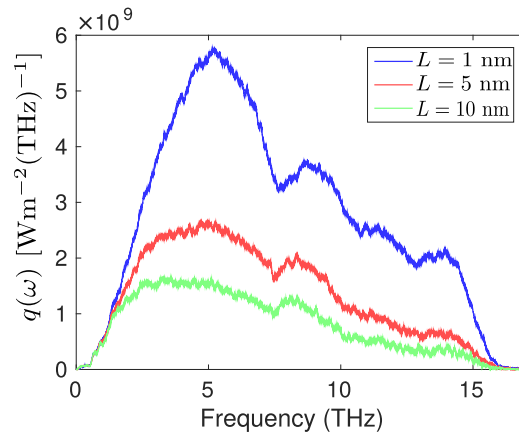


FIG. 3. Spectral heat flux $q(\omega)$ for different system lengths L . Increasing the system length reduces the heat flux, especially at high frequencies, where the MFPs are shorter. At frequencies below 2 THz, the heat current is independent of system length, suggesting ballistic transport.

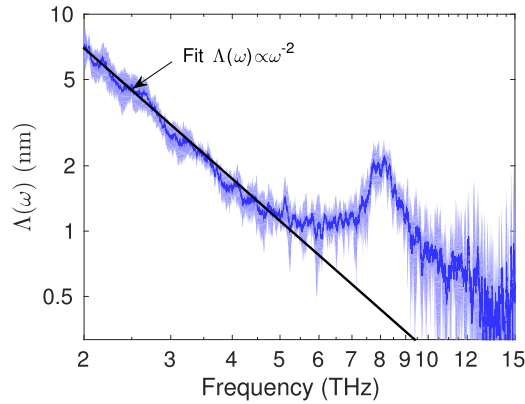


FIG. 4. Log-log plot of the spectral MFPs determined by fitting to Eq. (4). The shaded regions correspond to the 95% confidence interval. The confidence intervals were obtained from the uncertainty in the linear fitting parameters.

flux for system sizes $L \in \{1, 2, \dots, 10\}$ nm, plotted $q(\omega)^{-1}$ versus L and fitted a linear function at each frequency using least squares fitting.^{9,11} A linear function accurately reproduces the length-dependence of $q(\omega)^{-1}$ (not shown), as previously observed for other systems.^{9,11,12}

Because of the high computational cost associated with calculating the spectral heat fluxes for large systems, we limited our study to systems at most 10 nm long. This restriction precludes extracting MFPs longer than 10 nm accurately, limiting the current analysis to frequencies greater than 2 THz. The MFPs $\Lambda(\omega)$ extracted from the linear fitting procedure are shown in a log-log plot in Fig. 4. At frequencies below 5 THz, the MFPs obey a power-law scaling $\Lambda(\omega) \propto \omega^{-2}$. This scaling agrees with modal life-time calculations on a-Si.¹⁴ At frequencies greater than 5 THz, the power-law scaling breaks down and the MFPs increase with increasing frequency, giving rise to a local maximum around 8 THz. A similar maximum for a-Si has been observed in effective MFPs¹³ and in lifetimes.¹⁴ At higher frequencies, the MFPs decrease again and fall below 0.5 nm, which is on the order of the silicon-silicon bond length. At such high frequencies, the uncertainty is large because of the sensitivity of the spectral flux to the system size.

Larkin and McGaughey reported a propagon-diffuson transition frequency of 1.8 THz,¹⁴ such that the frequency range considered in Fig. 4 mostly corresponds to diffuson-like modes. In the analysis below, we assume that the scaling $\Lambda(\omega) \propto \omega^{-2}$ (solid line in Fig. 4) remains valid at frequencies below 2 THz and analyze the validity of this assumption by comparing the predicted thermal conductivity to independently performed NEMD simulations. With such $\Lambda(\omega) \propto \omega^{-2}$ scaling, the MFPs exceed 100 nm below 530 GHz and 1 μm below 170 GHz. While the ω^{-2} scaling may break down in real situations because of defects, boundary scattering, or even the onset of a Rayleigh-like ω^{-4} scaling at very low frequencies,² we assume it to hold for simplicity. These long mean free paths are consistent with previous atomistic calculations^{13,14} and interpretations of experimental measurements^{28,29} of a-Si. The thermal conductivity remains low, however, because the relevant modes have low frequency and thus low population.

We now investigate the length-dependence of the thermal conductivity using Eq. (5). The calculated thermal conductivity (continuous line) is compared with that determined directly from NEMD simulations (data points) for lengths up to 100 nm in Fig. 5. In the evaluation of the integral in Eq. (5), the MFPs were assumed to scale as $\Lambda(\omega) \propto \omega^{-2}$ at frequencies below 2 THz.

These calculations were carried out without the quantum correction as the NEMD simulations are classical. Equation (5) combined with the MFP data of Fig. 4 reproduces the length-dependence of thermal conductivity up to lengths $L = 100$ nm to within 2%. This close agreement (i) supports the assumption of $\Lambda(\omega) \propto \omega^{-2}$ scaling at low frequencies, (ii) shows that the MFP data in Fig. 4, which were determined from simulations of systems shorter than 10 nm, can be reliably used to estimate the relative contributions of different vibrational frequencies to thermal transport in much larger systems, and (iii) provides support for the accuracy of Eq. (5) in describing the length-dependence.

The Debye temperature of a-Si is 530 K,³¹ which is well above room temperature, and we need to apply the quantum correction to compare the predicted temperature-dependence of thermal

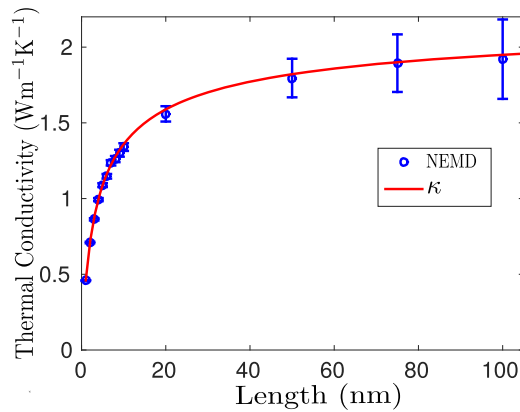


FIG. 5. Thermal conductivity versus system length. The thermal conductivities calculated from direct NEMD simulation are marked by blue circles and that estimated from Eq. (5) using classical statistics is indicated by the solid red line. The error bars in the NEMD thermal conductivities were calculated using standard methods³⁰ and correspond to the 95% confidence interval.

conductivity to experimental data. To do so, we use Eq. (7) and evaluate the integral as a function of temperature using the MFPs from Fig. 4, again assuming the scaling $\Lambda(\omega) \propto \omega^{-2}$ at frequencies below 2 THz. A full quantum-corrected analysis would require determining the MFPs at each temperature. Based on the results of Lv and Henry,⁴ who suggest that the MFPs in a-Si depend weakly on temperature, we assume that the MFPs calculated at a temperature of 300 K remain valid at other temperatures. In future, it would be important to verify this assumption.

The quantum-corrected thermal conductivity [Eq. (7)] is plotted as a function of temperature for system lengths of 50, 250, and 1000 nm in Fig. 6. As noted above, assuming finite L in Eq. (7) limits the MFPs to $L/2$. Experimental data from Cahill *et al.* for a 520 nm thick film of hydrogenated a-Si with one atomic percent hydrogen content are also plotted.³² Because available thermal conductivity measurements for a-Si contain significant scatter,¹⁴ we use the data of Cahill *et al.* to check the trend of our predictions, but do not expect quantitative agreement. Differences may also exist due to the use of the Stillinger-Weber potential and the classical nature of the NEMD simulations. The increase of thermal conductivity with increasing temperature is well described by the quantum-corrected thermal conductivity. At temperatures higher than 300 K, the experimentally measured thermal conductivity increases slightly slower as a function of temperature than our prediction, but this disagreement may be related to our approximation that the MFPs are independent of temperature.

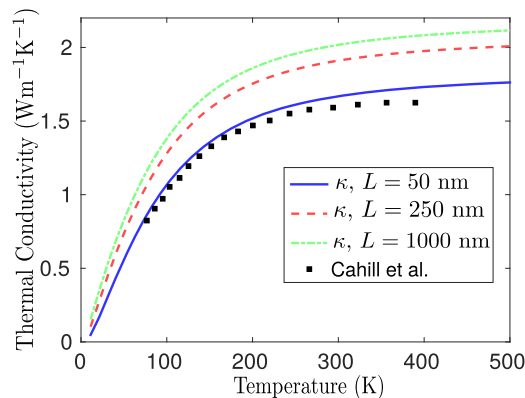


FIG. 6. Quantum-corrected thermal conductivity versus temperature for system lengths of 50, 250, and 1000 nm. The MFPs are assumed to scale as $\Lambda(\omega) \propto \omega^{-2}$ below frequencies of 2 THz and to be independent of temperature. Also plotted is the thermal conductivity of a 520 nm thick hydrogenated a-Si thin film measured by Cahill *et al.*³² Without the quantum-correction, the thermal conductivity would be temperature-independent and coincide with the quantum-corrected value at $T \gtrsim 500$ K.

At such high temperatures, anharmonic scattering will reduce MFPs and therefore decrease the thermal conductivity. Without the quantum-correction, the predicted thermal conductivity would depend only very weakly on temperature (due to the weak temperature-dependence of the MFPs), precluding reasonable agreement with the trend of the experimental data. We caution that this quantum correction has only been examined for a-Si here and that its application to other systems warrants further investigation.

IV. CONCLUSION

We investigated vibrational heat transfer in a-Si by determining the SDHC and MFPs from NEMD simulations. The calculated MFPs directly reflect the decay of the heat flux at each vibrational frequency and do not rely on the existence of a well-defined modal wave vector, thereby avoiding the separate treatment of diffusons and propagons. As shown in Fig. 4, the MFPs exhibit ω^{-2} scaling at frequencies above 2 THz and below 5 THz. At frequencies higher than 10 THz, the MFPs fall below 1 nm, corresponding to localized vibrations. The length-independent MFPs can be used to accurately predict the thermal conductivity in systems as long as 100 nm (Fig. 5). Weighting the SDHC by the frequency-dependent quantum occupation function provides a simple method for a quantum-correction of thermal conductivity and is able to reproduce the experimentally measured temperature-dependence of thermal conductivity, as shown in Fig. 6.

In the future, it will be useful to calculate the SDHC for systems longer than those considered here, enabling direct extraction of MFPs at frequencies below 2 THz. Such an analysis could inform the ongoing discussion¹⁴ of the low-frequency scaling of MFPs in a-Si. It will also be important to compare the non-equilibrium MFPs to those calculated from equilibrium molecular dynamics simulations.

ACKNOWLEDGMENTS

This work was initiated during the research visit of K.S. to Carnegie Mellon University. The computational resources were provided by the Finnish IT Center for Science and Aalto Science-IT project. The work was partially funded by the Aalto Energy Efficiency Research Programme (AEF) and the Academy of Finland.

- ¹ P. B. Allen, J. L. Feldman, J. Fabian, and F. Wooten, "Diffusons, locons and propagons: Character of atomic vibrations in amorphous Si," *Phil. Mag. Part B* **79**, 1715–1731 (1999).
- ² J. L. Feldman, M. D. Kluge, P. B. Allen, and F. Wooten, "Thermal conductivity and localization in glasses: Numerical study of a model of amorphous silicon," *Phys. Rev. B* **48**, 12589–12602 (1993).
- ³ D. M. Leitner, "Vibrational energy transfer and heat conduction in a one-dimensional glass," *Phys. Rev. B* **64**, 094201 (2001).
- ⁴ W. Lv and A. Henry, "Direct calculation of modal contributions to thermal conductivity via Green–Kubo modal analysis," *New Journal of Physics* **18**, 013028 (2016).
- ⁵ W. Lv and A. Henry, "Phonon transport in amorphous carbon using Green-Kubo modal analysis," *Applied Physics Letters* **108**, 181905 (2016).
- ⁶ W. Lv and A. Henry, "Non-negligible contributions to thermal conductivity from localized modes in amorphous silicon dioxide," <http://arxiv.org/abs/1504.03567>.
- ⁷ J. Ziman, *Electrons and Phonons: The Theory of Transport Phenomena in Solids* (Oxford University Press, USA, 2001).
- ⁸ P. B. Allen and J. L. Feldman, "Thermal conductivity of disordered harmonic solids," *Phys. Rev. B* **48**, 12581–12588 (1993).
- ⁹ K. Sääskilähti, J. Oksanen, S. Volz, and J. Tulkki, "Frequency-dependent phonon mean free path in carbon nanotubes from nonequilibrium molecular dynamics," *Phys. Rev. B* **91**, 115426 (2015).
- ¹⁰ K. Sääskilähti, J. Oksanen, J. Tulkki, and S. Volz, "Role of anharmonic phonon scattering in the spectrally decomposed thermal conductance at planar interfaces," *Phys. Rev. B* **90**, 134312 (2014).
- ¹¹ K. Sääskilähti, J. Oksanen, S. Volz, and J. Tulkki, "Nonequilibrium phonon mean free paths in anharmonic chains," *Phys. Rev. B* **92**, 245411 (2015).
- ¹² S. Xiong, K. Sääskilähti, Y. A. Kosevich, H. Han, D. Donadio, and S. Volz, "Blocking phonon transport by structural resonances in alloy-based nanophononic metamaterials leads to ultralow thermal conductivity," *Phys. Rev. Lett.* **117**, 025503 (2016).
- ¹³ Y. He, D. Donadio, and G. Galli, "Heat transport in amorphous silicon: Interplay between morphology and disorder," *Applied Physics Letters* **98**, 144101 (2011).
- ¹⁴ J. M. Larkin and A. J. H. McGaughey, "Thermal conductivity accumulation in amorphous silica and amorphous silicon," *Phys. Rev. B* **89**, 144303 (2014).
- ¹⁵ Y. Zhou and M. Hu, "Quantitatively analyzing phonon spectral contribution of thermal conductivity based on nonequilibrium molecular dynamics simulations. II. From time Fourier transform," *Phys. Rev. B* **92**, 195205 (2015).

- ¹⁶ J. E. Turney, A. J. H. McGaughey, and C. H. Amon, "Assessing the applicability of quantum corrections to classical thermal conductivity predictions," *Phys. Rev. B* **79**, 224305 (2009).
- ¹⁷ S. Plimpton, "Fast parallel algorithms for short-range molecular dynamics," *J. Comput. Phys.* **117**, 1–19 (1995).
- ¹⁸ F. H. Stillinger and T. A. Weber, "Computer simulation of local order in condensed phases of silicon," *Phys. Rev. B* **31**, 5262–5271 (1985).
- ¹⁹ R. Vink, G. Barkema, W. van der Weg, and N. Mousseau, "Fitting the Stillinger-Weber potential to amorphous silicon," *Journal of Non-Crystalline Solids* **282**, 248–255 (2001).
- ²⁰ A. France-Lanord, E. Blandre, T. Albaret, S. Merabia, D. Lacroix, and K. Termentzidis, "Atomistic amorphous/crystalline interface modelling for superlattices and core/shell nanowires," *Journal of Physics: Condensed Matter* **26**, 055011 (2014).
- ²¹ K. Sääskilähti, J. Oksanen, and J. Tulkki, "Thermal balance and quantum heat transport in nanostructures thermalized by local langevin heat baths," *Phys. Rev. E* **88**, 012128 (2013).
- ²² I. Savić, N. Mingo, and D. A. Stewart, "Phonon transport in isotope-disordered carbon and boron-nitride nanotubes: Is localization observable?," *Phys. Rev. Lett.* **101**, 165502 (2008).
- ²³ P. K. Schelling, S. R. Phillpot, and P. Keblinski, "Comparison of atomic-level simulation methods for computing thermal conductivity," *Phys. Rev. B* **65**, 144306 (2002).
- ²⁴ G. Chen, *Nanoscale Energy Transport and Conversion* (Oxford University Press, Oxford, 2005).
- ²⁵ L. G. C. Rego and G. Kirczenow, "Quantized thermal conductance of dielectric quantum wires," *Phys. Rev. Lett.* **81**, 232 (1998).
- ²⁶ D. E. Angelescu, M. C. Cross, and M. L. Roukes, "Heat transport in mesoscopic systems," *Superlattices Microstruct.* **23**, 673–689 (1998).
- ²⁷ L. Hu, W. J. Evans, and P. Keblinski, "One-dimensional phonon effects in direct molecular dynamics method for thermal conductivity determination," *Journal of Applied Physics* **110**, 113511 (2011), <http://dx.doi.org/10.1063/1.3660234>.
- ²⁸ K. T. Regner, D. P. Sellan, Z. Su, C. H. Amon, A. J. McGaughey, and J. A. Malen, "Broadband phonon mean free path contributions to thermal conductivity measured using frequency domain thermoreflectance," *Nat. Commun.* **4**, 1640 (2013).
- ²⁹ J. L. Braun, C. H. Baker, A. Giri, M. Elahi, K. Artyushkova, T. E. Beechem, P. M. Norris, Z. C. Leseman, J. T. Gaskins, and P. E. Hopkins, "Size effects on the thermal conductivity of amorphous silicon thin films," *Physical Review B* **93**, 140201 (2016).
- ³⁰ M. P. Allen and D. J. Tildesley, *Computer Simulation of Liquids* (Oxford University Press, Oxford, 2006).
- ³¹ M. Mertig, G. Pompe, and E. Hegenbarth, "Specific heat of amorphous silicon at low temperatures," *Solid State Communications* **49**, 369–372 (1984).
- ³² D. G. Cahill, M. Katiyar, and J. R. Abelson, "Thermal conductivity of a-Si:H thin films," *Phys. Rev. B* **50**, 6077–6081 (1994).