



Divergence in physiological factors affecting swimming performance between anadromous and resident populations of brook charr *Salvelinus fontinalis*

A. Crespel, A. Dupont-Prinet, L. Bernatchez, Guy Claireaux, R. Tremblay, C. Audet

► To cite this version:

A. Crespel, A. Dupont-Prinet, L. Bernatchez, Guy Claireaux, R. Tremblay, et al.. Divergence in physiological factors affecting swimming performance between anadromous and resident populations of brook charr *Salvelinus fontinalis*. *Journal of Fish Biology*, 2017, 90 (5), pp.2170-2193. 10.1111/jfb.13300 . hal-01510347

HAL Id: hal-01510347

<https://hal.univ-brest.fr/hal-01510347>

Submitted on 12 May 2020

HAL is a multi-disciplinary open access archive for the deposit and dissemination of scientific research documents, whether they are published or not. The documents may come from teaching and research institutions in France or abroad, or from public or private research centers.

L'archive ouverte pluridisciplinaire **HAL**, est destinée au dépôt et à la diffusion de documents scientifiques de niveau recherche, publiés ou non, émanant des établissements d'enseignement et de recherche français ou étrangers, des laboratoires publics ou privés.

Divergence in physiological factors affecting swimming performance between anadromous and resident populations of brook charr *Salvelinus fontinalis*

Crespel Amelie ^{1,*}, Dupont-Prinet A. ¹, Bernatchez L. ², Claireaux Guy ³, Tremblay R. ¹, Audet C. ¹

¹ Institut des sciences de la mer de Rimouski (ISMER); Université du Québec à Rimouski (UQAR); 310 des Ursulines Rimouski QC G5L 3A1, Canada

² Institut de Biologie Intégrative et des Systèmes (IBIS), Pavillon Charles-Eugène-Marchand, 1030, Avenue de la Médecine, Local 1145; Université Laval; Québec QC G1V 0A6, Canada

³ LEMAR UMR 6539 (UBO-CNRS-IRD-Ifremer); Institut Universitaire Européen de la Mer, Unité PFOM-ARN - Centre de Bretagne; 29280 Plouzané, France

* Corresponding author : Amelie Crespel, email address : amelie.crespel@gmail.com

Abstract :

In this study, an anadromous strain (L) and a freshwater-resident (R) strain of brook charr *Salvelinus fontinalis* as well as their reciprocal hybrids, were reared in a common environment and submitted to swimming tests combined with salinity challenges. The critical swimming speeds (Ucrit) of the different crosses were measured in both fresh (FW) and salt water (SW) and the variations in several physiological traits (osmotic, energetic and metabolic capacities) that are predicted to influence swimming performance were documented. Anadromous and resident fish reached the same Ucrit in both FW and SW, with Ucrit being 14% lower in SW compared with FW. The strains, however, seemed to use different underlying strategies: the anadromous strain relied on its streamlined body shape and higher osmoregulatory capacity, while the resident strain had greater citrate synthase (FW) and lactate dehydrogenase (FW, SW) capacity and either greater initial stores or more efficient use of liver (FW, SW) and muscle (FW) glycogen during exercise. Compared with R♀L♂ hybrids, L♀R♂ hybrids had a 20% lower swimming speed, which was associated with a 24% smaller cardio-somatic index and higher physiological costs. Thus swimming performance depends on cross direction (i.e. which parental line was used as dam or sire). The study thus suggests that divergent physiological factors between anadromous and resident *S. fontinalis* may result in similar swimming capacities that are adapted to their respective lifestyles.

Keywords : hybrids, local adaptation, metabolism, swimming performance.

1. Introduction

During their life cycle, many fishes species undergo migrations between habitats that are essential for completing their life cycle (e.g. reproductive, nursery and feeding habitats). These movements occur on temporal and spatial scales ranging from daily to annual and from a few metres to thousands of kilometres (McDowall, 1997; Klemetsen *et al.*, 2003; Fraser & Bernatchez, 2005; Kitano *et al.*, 2012). The environmental

conditions encountered largely determine the physiological cost associated with these migratory movements.

In salmonids, swimming ability and support capacities (e.g. oxygen transport, cardiovascular performance and energy metabolism) fundamentally contribute to the success of migratory movements (Eliason *et al.*, 2011; Eliason & Farrell, 2016). In these species, migratory behaviour involves rapid transitions between fresh water and sea water and osmoregulatory ability is a strong determinant in the success of such movements (McDowall, 1997; Peake *et al.*, 1997; Claireaux & Audet, 2000; Boula *et al.*, 2002; Wagner *et al.*, 2006). Links between swimming ability and capacity to maintain body fluid osmolality have been amply documented in fishes (Brauner *et al.*, 1992, 1994; Nelson *et al.*, 1996; McKenzie *et al.*, 2001a,b). For instance, in Coho salmon *Oncorhynchus kisutch* (Walbaum 1792) smolts and juvenile Adriatic sturgeon *Acipenser naccarii* Bonaparte 1836, an acute increase in water salinity associated with an increase of plasma ions and osmolality was found to be directly related to a reduction in maximum sustainable swimming speed (Brauner *et al.*, 1992, 1994; McKenzie *et al.*, 2001a,b). Conversely, the lack of significant effects of ambient salinity on European seabass *Dicentrarchus labrax* (L. 1758) swimming and cardiac performance was linked to an exceptional capacity of this species to maintain plasma osmolality and tissue water content when exposed to an acute change in ambient salinity (Chatelier *et al.*, 2005).

In salmonids, migratory behaviour has evolved as an obligate phase in the life cycle of some species whereas it is facultative in others (McDowall, 1997; Klemetsen *et al.*, 2003; Fraser & Bernatchez, 2005; Thériault *et al.*, 2007; Arai & Goto, 2008). In brook charr *Salvelinus fontinalis* (Mitchill 1814), the ancestral form of anadromy is now facultative (Castric & Bernatchez, 2003; Curry *et al.*, 2010) and different migratory patterns exist depending on the biotic and abiotic conditions in the native environment of a population (Castric & Bernatchez, 2003). The anadromous *S. fontinalis* population of the Laval River (L) (48° 44' N; 69° 05' W) on the north shore of the St Lawrence Estuary migrates to fresh water for reproduction and overwintering and to salt water in summer for feeding. These fish can thrive in habitats encompassing a wide range of environmental conditions, from low to high salinity (1–34), temperature (5–18° C) and water velocities (Boula *et al.*, 2002; Curry *et al.*, 2006). The Rupert population (R) is a strictly freshwater resident *S. fontinalis* population originating from the Rupert River (51° 05' N; 73° 41' W) near Lake Nemiscau (near James Bay in north-western Québec). These fish always live in cold fresh water and migrate from the river to lakes for reproduction (MAPA-Pêcheries, 1992). In addition to living in two different environments and having different lifestyles, previous genetic studies revealed a pronounced genetic differentiation between these two populations (mean \pm s.e. $F_{st} = 0.427 \pm 0.020$; Martin *et al.*, 1997), as well as important differences in gene expression when reared in a same environment (Bougas *et al.*, 2010). It is not known, however, whether these differences are accompanied by a divergence in their swimming capacity.

Previous studies on salmonids have revealed that different lifestyles among species or populations may result in differences in their swimming ability (Taylor & McPhail, 1985; Hawkins & Quinn, 1996; Peake *et al.*, 1997). In Atlantic salmon *Salmo salar* (L. 1758), anadromous individuals possess greater sustained swimming ability than landlocked ones, possibly related to their different morphology (the anadromous form has a more fusiform body shape than the landlocked one) and migratory histories (Peake *et al.*, 1997). When swimming tests were conducted in common environments,

1 the differences between populations remained (Taylor & Foote, 1991), suggesting a
2 genetic basis for swimming performance and thus a potential for evolutionary adap-
3 tation. In three-spined stickleback *Gasterosteus aculeatus* L. 1758, comparisons of
4 swimming performance in freshwater resident and anadromous populations, both in
5 Europe (Tudorache *et al.*, 2007) and North America (Dalziel *et al.*, 2011), have shown
6 that anadromous fish had a greater swimming performance than the freshwater resi-
7 dents. In the North American populations, this difference is genetically based (Dalziel
8 *et al.*, 2011). Understanding the genetic and physiological bases of evolutionary change
9 in swimming capacity in *S. fontinalis* could provide further insight into the functional
10 bases of differential adaptation in swimming capacity of fishes (Odell *et al.*, 2003;
11 Collin & Fumagalli, 2011; Dalziel *et al.*, 2011).

12 Hybridization between different populations may also provide important informa-
13 tion on the genetic basis of swimming performance and the degree of divergence
14 between populations. For example, measuring traits in F1 hybrids could reveal the
15 relative importance of additive or non-additive genetic effects in the expression of
16 performance (Dalziel *et al.*, 2011). When populations are genetically closer, hybrids
17 tend to express additive genetic effects and show intermediate performance compared
18 with their parental lines. On the contrary, when populations are genetically divergent
19 and adapted to their own environments, hybrids may express non-additive genetic
20 effects due to complex genetic associations (Falconer & Mackay, 1996; Edmands,
21 1999; Cooke *et al.*, 2001; Cooke & Philipp, 2005; Stelkens *et al.*, 2009). Non-additive
22 genetic effects have been reported for various morphological and physiological traits
23 such as size, survival and other fitness-related traits in rainbow trout *Oncorhynchus*
24 *mykiss* (Walbaum 1792) (Tymchuk *et al.*, 2009), *O. kisutch* (Emlen, 1991) and *S. font-*
25 *inalis* (Granier *et al.*, 2011; Crespel *et al.*, 2012) and also in swimming performance
26 in largemouth bass *Micropterus salmoides* (Lacépède 1802) (Cooke *et al.*, 2001).
27 The occurrence of non-additive genetic effects controlling fitness-related traits thus
28 provide further evidence for evolutionary divergence among the populations studied.
29 The occurrence of non-additive genetic effects in swimming performance, however,
30 and its underlying physiological basis among populations with different migratory
31 lifestyles has rarely been investigated.

32 Whether anadromous fish are better swimmers than freshwater residents has been
33 tested, hypothesizing that this trait would be a major fitness component in migratory
34 fish. In addition to condition factor and energy reserve levels, a whole range of physio-
35 logical factors can affect fish swimming capacity, thus the measurement of these vari-
36 ables gives information on their relative contributions. Blood oxygen-carrying capacity
37 was inferred from blood haematocrit and haemoglobin concentration, leading to the
38 calculation of the mean cellular haemoglobin concentration. The capacities of experi-
39 mental populations to mobilize energy reserves to fuel working muscles were compared
40 by measuring blood glucose as well as liver and white muscle glycogen content. For
41 the same reason, white muscle and heart pyruvate and lactate concentrations were also
42 assessed. The activities of white muscle lactate dehydrogenase (LDH) and citrate syn-
43 thase (CS) were measured because these enzymes are important regulators of aerobic
44 and anaerobic metabolism responding to substrate:product ratios. These measurements
45 provided insight into the relative contribution of aerobic v. anaerobic pathways to meet
46 the energy needs associated with swimming. Since the capacity to maintain plasma
47 osmotic and ionic characteristics is a key factor affecting fish swimming capacity, gill
48 $\text{Na}^+ - \text{K}^+ - \text{ATPase}$ activity was also assessed.

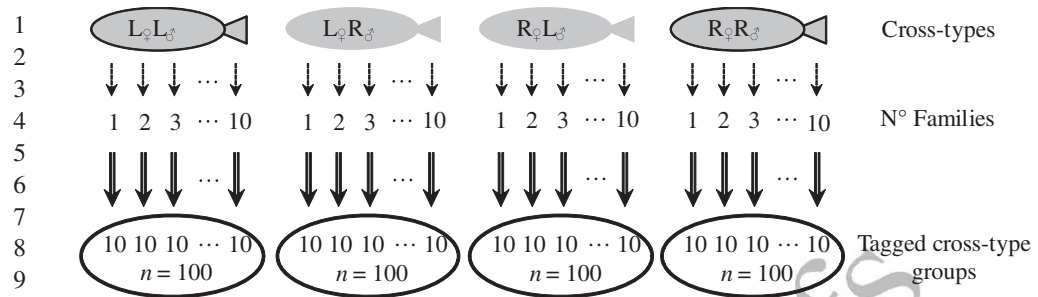


FIG. 1. Schematic diagram of the cross-types used to test swimming performance in purebred crosses of *Salvelinus fontinalis* (L, Laval anadromous strain; R, Rupert freshwater-resident strain) and of their reciprocal hybrids. The first letter of the cross-type indicates the dam and the second letter the sire. Various families within cross-types ($n = 10$); ↓, the number of fish sampled from the different families ($n = 100$).

The occurrence of non-additive effects in the hybrids was investigated to obtain additional insight into the genetic divergence between anadromous and resident strains. For this, two alternative hypotheses were tested. First, non-additive effects are present in hybrids, indicating a divergence for swimming performance between the two populations of origin and creating complex genetic associations during adaptation. Alternatively, the hybrids do not express non-additive effects, indicating that swimming performance is supported by compatible genes in the two populations of origin.

MATERIALS AND METHODS

EXPERIMENTAL ANIMALS

Experiments were conducted using two strains of wild *S. fontinalis* (Laval and Rupert) and the corresponding hybrid crosses. Breeders were third generation fish produced in captivity at the Station aquicole (ISMER-UQAR, Rimouski, QC, Canada) and at the Laboratoire de Recherche en Sciences Aquatiques (LARSA, Université Laval, Québec, QC, Canada). Four cross-types were produced during winter 2005: ♀ Laval × ♂ Laval ($L_{\text{♀}}L_{\text{♂}}$), ♀ Rupert × ♂ Rupert ($R_{\text{♀}}R_{\text{♂}}$), ♀ Laval × ♂ Rupert ($L_{\text{♀}}R_{\text{♂}}$) and ♀ Rupert × ♂ Laval ($R_{\text{♀}}L_{\text{♂}}$) (Fig. 1). For each cross-type, 10 full-sib families were obtained through single-pair mating. All families were reared under similar conditions in recirculating fresh water (FW) at LARSA from egg incubation (January) to exogenous feeding (at the end of the summer). Water temperature was maintained at 6° C during egg incubation and at 8° C after hatching. Photoperiod followed the natural seasonal cycle (46° 45' N) and fish were fed according to commercial charts.

In September, fish were transferred to the Station aquicole ISMER-UQAR, where they were reared under natural temperature and photoperiod (48° 30' N) conditions in running dechlorinated FW. They were fed daily (food ration of 1% fish wet mass) with commercial dry pellets. In March, 10 fish from each family (100 fish per cross-type) were tagged using fingerling tags (Floy Tag Inc.; www.floytag.com) (Fig. 1).

THE FLUME

The swimming tests were performed using a circular flume (with a linear swimming section) designed to provide non-turbulent water flow (Redjah *et al.*, 2010). Briefly, a variable-speed motor propelled the water at a constant velocity. Plastic honeycomb structures

TABLE I. Summary of experimental design: experimental groups of purebred and hybrid *Salvelinus fontinalis* used to test the repeatability of the swimming tests and perform the critical swimming speed (U_{crit}) test in salt water (SW) and the control groups with different fish used to perform the critical swimming speed (U_{crit}) test in fresh water (FW)

	$L_{\varphi}L_{\delta}$		$L_{\varphi}R_{\delta}$		$R_{\varphi}L_{\delta}$		$R_{\varphi}R_{\delta}$	
	Repeats	Fish	Repeats	Fish	Repeats	Fish	Repeats	Fish
Experimental group								
Repeatability test 1 (FW)	2	15	2	15	2	15	2	15
Repeatability test 2 (FW)	2	15	2	15	2	15	2	15
Repeatability test 3 (FW)	2	15	2	15	2	15	2	15
U_{crit} (SW)	2	15	2	15	2	15	2	15
Control group								
U_{crit} (FW)	1	10	1	10	1	10	1	10

L, Laval anadromous strain; R, Rupert freshwater-resident strain. The first letter of the cross-type indicates the dam and the second letter the sire.

and deflectors were inserted in the circulation loop upstream from the swimming chamber (23 cm \times 37 cm \times 22.3 cm) to promote rectilinear flow and a uniform velocity profile. An acoustic Doppler velocimeter (type 16 MHz MicroADV, Sonotek; www.sonotek.com) was used to calibrate water velocity to voltage output from the motor controller. The flume was supplied with fully aerated and thermoregulated (6.8°C, range \pm 0.3°C) water at a flow rate of 101 min⁻¹.

VALIDATION TEST AND CRITICAL SWIMMING SPEED PROTOCOL

To validate the swimming challenge procedure, two subgroups of 15 tagged fish per cross-type were submitted to three consecutive swim tests in FW with a 4 h recovery period between tests 1 and 2 and a 16 h recovery period between tests 2 and 3, which is in line with the capacity of salmonids to fully recover from exhaustion (45–90 min; Jain *et al.*, 1998; Lee *et al.*, 2003; Tierney & Farrell, 2004). Cross-types were tested separately, with subgroups of fish swimming together in each trial (Table I). The repeatability of individual performances was confirmed (Table II; $P > 0.05$) as was the fish swimming performance ranking ($P > 0.05$).

Following transfer into the swimming chamber, fish were left undisturbed for 30 min at a water speed of 5.5 cm s⁻¹ (*i.e.* 0.5 standard length s⁻¹; L_S s⁻¹). Following this acclimation period, fish were submitted to a stepwise increase of water velocity from 5.5 to 11.0 to 16.5 cm s⁻¹ at

TABLE II. Repeatability of mean \pm S.E. critical swimming speed (U_{crit}) in the purebred strains of *Salvelinus fontinalis* and their reciprocal hybrids

	$L_{\varphi}L_{\delta}$	$L_{\varphi}R_{\delta}$	$R_{\varphi}L_{\delta}$	$R_{\varphi}R_{\delta}$
n	30	30	30	30
U_{crit} 1 (L_S , s ⁻¹)	2.85 \pm 0.21	2.83 \pm 0.20	3.08 \pm 0.13	2.24 \pm 0.11
U_{crit} 2 (L_S , s ⁻¹)	2.59 \pm 0.18	2.65 \pm 0.17	3.00 \pm 0.17	1.90 \pm 0.11
U_{crit} 3 (L_S , s ⁻¹)	2.22 \pm 0.15	2.47 \pm 0.10	3.13 \pm 0.18	2.44 \pm 0.11

The repeatability tests were done in fresh water. U_{crit} among trials were not statistically different.

L, Laval anadromous strain; R, Rupert freshwater-resident strain (The first letter of the cross-type indicates the dam and the second letter the sire.); n , the number of individuals per swim test; L_S , standard length.

TABLE III. Mean \pm S.E. standard length (L_S), body mass (M_B), condition factor (K) and cardio-somatic index (I_C) of two purebred strains of *Salvelinus fontinalis* and their reciprocal hybrids used for swimming challenges and biochemical samples

n	$L_\sigma L_\sigma$ 38	$L_\sigma R_\sigma$ 40	$R_\sigma L_\sigma$ 40	$R_\sigma R_\sigma$ 38
L_S (cm)	11.08 ± 0.16^a	13.29 ± 0.34^c	12.00 ± 0.24^b	11.94 ± 0.21^b
M_B (g)	11.11 ± 0.61^a	21.98 ± 1.98^c	13.63 ± 0.91^a	17.30 ± 0.95^b
K (g cm $^{-3}$)	0.79 ± 0.02^a	0.86 ± 0.02^b	0.76 ± 0.03^a	0.98 ± 0.02^c
I_C (%)	0.15 ± 0.01^{ab}	0.14 ± 0.01^a	0.18 ± 0.01^b	0.16 ± 0.01^{ab}

Different superscript lower case letters indicate significant differences among cross-types ($P < 0.05$).

L, Laval anadromous strain; R, Rupert freshwater-resident strain (the first letter of the cross-type indicates the dam and the second letter the sire.); n = the number of individuals.

5 min intervals and then to 22.0, 27.5, 33.0, 38.5, 44.0, 49.5 and in some cases, 55.0 cm s $^{-1}$ at 15 min intervals. Fish were considered to be fatigued when they were unable to remove themselves from the screen situated downstream from the swimming chamber. At that time, fish were removed from the swim chamber, identified (tag reading) and placed in their original rearing tank. The corresponding water velocity and time were recorded. The critical swimming speed (U_{crit} , L_S s $^{-1}$) was calculated according to Brett (1964)

$$U_{crit} = [U + (TT_i^{-1}) U_i] L_S^{-1} \quad (1)$$

where U is the highest velocity maintained for the whole interval (cm s $^{-1}$), T is the time elapsed at fatigue velocity (s), T_i is the prescribed interval time between each speed increment (300 or 900 s) and U_i is the velocity increment (5.5 cm s $^{-1}$). No correction for blocking effect was applied since the total cross-sectional area of the fish did not exceed 5% of the swimming chamber (Bell & Terhune, 1970).

EVALUATION OF SWIMMING CAPACITY

Following the assessment of measurement repeatability, the fish used for the validation tests were directly transferred into salt water (SW; salinity 20, 6.8° C, range $\pm 0.3^\circ$ C). Salinity was adjusted by mixing St Lawrence estuarine water (salinity 31–32) with dechlorinated FW before it entered rearing tanks. After a 48 h acclimation period, fish subgroups were submitted to the U_{crit} test as described above (Table I). As one fish reached exhaustion, it was rapidly removed from the flume and anaesthetized in 0.12 g l $^{-1}$ MS-222 until opercular movements ceased (c. 1.5–2 min) for blood and tissue samplings. Control fish were submitted to the same U_{crit} procedure described above in FW, but only one group of 10 fish per cross-type swam together for these trials (Table I). Fish were not fed for 48 h before their transfer to the swimming chamber. To avoid circadian bias in hormonal measurements, SW and FW U_{crit} tests began at 1400 h and were completed by 1630 h.

BLOOD AND TISSUE SAMPLING

Following measurement of L_S (to the nearest 0.1 cm) and body mass (M_B , to the nearest 0.1 g) (Table III), blood was drawn by caudal puncture using ammonium-heparinized syringes. A small quantity of blood was kept for haematocrit and haemoglobin measurements and the remainder was centrifuged at 7200g for 3 min. Plasma aliquots were frozen in liquid nitrogen and stored at -80° C for further analyses. Gill filaments, liver, heart and three pieces of epaxial muscle (one for each biochemical analysis) were excised and liver and heart (M_H) wet mass were recorded. The

cardio-somatic index (I_C) was calculated as $I_C = 100 M_H M_B^{-1}$. Tissue samples were immediately frozen on dry ice and then stored at -80°C prior to analysis. An additional piece of epaxial dorsal muscle was excised, weighed and dried for 72 h at 70°C for calculation of water content. Because body shape can affect swimming performance, condition factor (K) was estimated according to the equation $K = 100 M_B L_S^{-3}$.

Plasma osmolality was measured with an Advanced Micro-osmometer (model 3MO, Advanced Instruments Inc.; www.aicompanies.com), blood haemoglobin concentration was determined by Drabkin's method (Drabkin & Austin, 1935), plasma glucose was measured by enzymatic determination (Alexander & Griffiths, 1993) and cortisol levels were measured using a cortisol ^{125}I RIA kit (MP Biomedicals; www.mpbio.com). Mean cellular haemoglobin concentration (MCHC) was calculated using haematocrit data. Gill $\text{Na}^+ - \text{K}^+ - \text{ATPase}$ capacity was measured using the micro-method described in Seigler *et al.* (1996).

Muscle and liver glycogen contents were determined according to the amyloglucosidase digestion method (Carr & Neff, 1984) followed by glucose concentration determination. Heart lactate, heart pyruvate, white muscle lactate and white muscle pyruvate concentrations were measured using enzymatic assays (Henry, 1968). Muscle samples were weighed and homogenized in 10 volumes of cold 100 mM imidazole-HCl buffer (pH 7.4) and LDH and CS capacity were measured according to Le François & Blier (2003). The Michaelis constant (K_m) was evaluated using different substrate concentrations, *i.e.* from 0.01 to 0.5 mM oxaloacetate for CS and from 0.25 to 1 mM pyruvate for LDH and calculated using a non-linear regression procedure (GraphPad Prism 5, GraphPad Software Inc.; www.graphpad.com).

STATISTICAL ANALYSES

It was assumed that fish were observed independently and that the number of d.f. in the statistical analysis should be the number of fish. This was supported by the repeatability of individual performances (consecutive swim trials on the same groups of fish; Table II, $P > 0.05$) as well as fish swimming performance ranking ($P > 0.05$).

Spearman rank order correlation and ANOVA with repeated measures were used to determine the repeatability of fish swimming performance rank. Normality and homogeneity of variances were verified by Kolmogorov–Smirnov and Brown–Forsythe tests, respectively. Muscle pyruvate concentration data were not normally distributed, so data were ranked and statistical procedures were applied on ranks (Quinn & Keough, 2002). Cortisol data were \log_{10} transformed and lactate:pyruvate ratio data were square-root transformed to avoid heteroscedasticity. The different variables were analysed using two-way ANCOVA with salinity and cross-type as fixed effects and body mass as the covariable. If no covariance effect was found, a two-way ANOVA was run. The presence of non-additive effects was determined by the presence of significant differences between the mean trait values of hybrids compared with the mean traits of both parental strains (Bryden *et al.*, 2004). When significant factor effects were found, *a posteriori* Tukey comparison of means tests ($\alpha = 0.05$) were used (Sokal & Rohlf, 1981). For those variables for which transformations failed to give homogeneity of variances, the Games and Howell test was used (Sokal & Rohlf, 1981). The least significant difference (LSD) test was used for muscle pyruvate concentration. All statistical analyses were performed with Statistica software (Statsoft 6; www.statsoft.com).

RESULTS

The different cross-types used in this study were significantly different in terms of length and body mass even though they were raised under similar conditions and were the same age (Table III). K was 20% lower in anadromous *S. fontinalis* ($L_\varphi L_\delta$) than in resident fish ($R_\varphi R_\delta$) (Table III). K of $R_\varphi L_\delta$ hybrids was similar to the paternal line ($L_\varphi L_\delta$), while that of $L_\varphi R_\delta$ hybrids was intermediate compared with parental lines. The cardio-somatic indexes (I_C) of the two purebred strains were similar and intermediate to those of the hybrids, with $R_\varphi L_\delta$ having a higher I_C than $L_\varphi R_\delta$ hybrids (Table III).

SWIMMING CHALLENGES

Critical swimming speed varied according to both cross-type and salinity with no significant interaction between the two factors and body mass did not influence U_{crit} (Table IV). While U_{crit} values were similar in pure crosses of the anadromous and resident strains, swimming performance was 18% lower in $L_{\phi}R_{\delta}$ compared with the reciprocal $R_{\phi}L_{\delta}$. Also, swimming performance was significantly higher in FW (mean \pm S.E. $3.50 \pm 0.13 L_S s^{-1}$) compared with SW ($3.00 \pm 0.07 L_S s^{-1}$) (Fig. 2).

STRESS AND OSMOTIC RESPONSE

Cortisol concentration was similar among all groups that underwent the swim challenge both in FW and SW (Table IV), with an overall mean \pm S.E. of $6.25 \pm 0.60 \mu g dl^{-1}$. Even though significant treatment effects were found (Table IV), multiple comparison tests did not indicate differences in plasma glucose between the different cross-types and salinity groups. The overall mean \pm S.E. plasma glucose was $0.90 \pm 0.04 mg ml^{-1}$.

Muscle water content varied according to cross-type and salinity with no significant interaction between the two (Table IV) and it was negatively correlated to body mass. The $L_{\phi}L_{\delta}$ fish had significantly higher muscle water content (*c.* 1.7%) compared with fish from the other cross-types (Table IV). Overall, muscle water content was close to 2% lower in fish challenged in SW than in fish challenged in FW. A significant interaction between cross-type and salinity was observed for plasma osmolality as was a significant negative body mass covariance effect (Table IV). In FW, plasma osmolality was 4.9% higher in the $L_{\phi}R_{\delta}$ cross-type than in the $L_{\phi}L_{\delta}$ fish [Fig. 3(a)]. Swimming to exhaustion in SW was associated with an increase in plasma osmolality in all groups of fish, but plasma osmolality was 6% higher in resident fish than in the two hybrid cross-types [Table IV and Fig. 3(a)]. $Na^{+}-K^{+}-ATPase$ capacity was similar among cross-types that swam in FW (significant interaction between factors with no significant covariance effect; Table IV), but activity was almost three times higher in $R_{\phi}R_{\delta}$ individuals than in the other three cross-types in SW challenges [Fig. 3(b)].

Blood haematocrit varied according to cross-type (Table IV) and was positively correlated to body mass. Blood haematocrit was 12% lower in $L_{\phi}L_{\delta}$ fish (the smallest cross-type) than in the other cross-types [Fig. 4(a)]. Blood haemoglobin varied according to both cross-type and salinity (significant interaction between factors) and a significant positive body mass covariance effect was noted (Table IV). In SW, blood haemoglobin concentration was highest in $L_{\phi}R_{\delta}$ hybrids while no difference could be seen among cross-types in fish that swam in FW [Fig. 4(b)]. The resulting MCHC differed among cross-types but not salinities: there was no significant covariate effect for body mass (Table IV). MCHC was 16% lower in $R_{\phi}L_{\delta}$ than in $L_{\phi}R_{\delta}$ hybrids and MCHC levels in hybrids were similar to their respective maternal line [Fig. 4(c)].

ENERGY RESERVES

A significant interaction between cross-type and salinity was observed for muscle glycogen content with no M_B covariance effect (Table IV). After fish were challenged in FW, muscle glycogen content was 64.4% lower in anadromous and $R_{\phi}L_{\delta}$ hybrids than in $R_{\phi}R_{\delta}$ fish [Fig. 5(a)]. The muscle glycogen content in the other hybrid was intermediate to those of the parental lines. Following exhaustion in SW, muscle glycogen content was similar among cross-types (Fig. 5). Within each cross-type, muscle

TABLE IV. Summary of ANOVA results for the different variables measured in *Salvelinus fontinalis*: critical swimming speed (U_{crit}), stress and osmotic response [cortisol, glucose, muscle water, osmolality, gill $\text{Na}^+ - \text{K}^+ - \text{ATPase}$, haematocrit, haemoglobin, mean cellular haemoglobin concentration (MCHC)], energy reserves (muscle glycogen, liver glycogen), metabolic response [citrate synthase, CS; lactate dehydrogenase, LDH; muscle lactate; muscle pyruvate; muscle lactate:pyruvate ratio (muscle ratio L:P), heart lactate, heart pyruvate, heart lactate:pyruvate ratio (heart ratio L:P)]

	Cross-type effect			Salinity effect			Cross-type x salinity			Body mass covariable		
	F	d.f.	P	F	d.f.	P	F	d.f.	P	F	d.f.	P
U_{crit}	2.86	3-148	<0.05	11.85	1-148	<0.01	0.54	3-148	>0.05			
Cortisol	1.14	3-96	>0.05	0.05	1-96	>0.05	0.11	3-96	>0.05			
Glucose	5.62	3-81	<0.01	1.43	1-81	>0.05	2.9	3-81	<0.05			
Muscle water	2.12	3-146	>0.05	33.9	1-146	<0.01	1.77	3-146	>0.05	4.86	146	<0.05
Osmolality	5.1	3-119	<0.01	96.35	1-119	<0.01	5.69	3-119	<0.01	12.31	1-119	<0.01
Gill $\text{Na}^+ - \text{K}^+ - \text{ATPase}$	9.78	3-144	<0.01	0.91	1-144	>0.05	3.76	3-144	<0.01			
Haematocrit	4.6	3-135	<0.01	3.51	1-135	>0.05	2.08	3-135	>0.05	14	1-135	<0.01
Haemoglobin	0.81	3-141	>0.05	2.51	1-141	>0.05	3.42	3-141	<0.05	8.15	1-141	<0.01
MCHC	5.11	3-132	<0.01	6.04	1-132	<0.05	2.03	3-132	>0.05			
Muscle glycogen	5.47	3-117	<0.01	5.23	1-117	<0.05	4.13	3-117	<0.01			
Liver glycogen	14.27	3-140	<0.01	9.94	1-140	<0.01	5.57	3-140	<0.01	4.05	1-140	<0.05
CS	11.11	3-133	<0.01	10.14	1-133	<0.01	4.79	3-133	<0.01			
LDH	16.44	3-147	<0.01	5.59	1-147	<0.05	0.36	3-147	>0.05	118.76	1-147	<0.01
Muscle lactate	14.5	3-145	<0.01	0.13	1-145	>0.05	3.85	3-145	<0.01	46.02	1-145	<0.01
Muscle pyruvate	0.51	3-145	>0.05	2.52	1-145	>0.05	3.77	3-145	<0.01	20.97	1-145	<0.01
Muscle ratio L:P	2.25	3-145	>0.05	4.88	1-145	<0.05	2.62	3-145	<0.05	33.1	1-145	<0.01
Heart lactate	0.23	3-135	>0.05	2.04	1-135	>0.05	13.33	3-135	<0.01	4.9	1-135	<0.05
Heart pyruvate	6.07	3-135	<0.01	40.33	1-135	<0.01	0.94	3-135	>0.05	43.28	1-135	<0.01
Heart ratio L:P	6.06	3-145	<0.01	55.49	1-145	<0.01	8.26	3-145	<0.01	59.38	1-145	<0.01

The variables for which body mass (covariable) had a significant effect are indicated in bold. When body mass had no significant effect, two-way ANOVAs were performed.

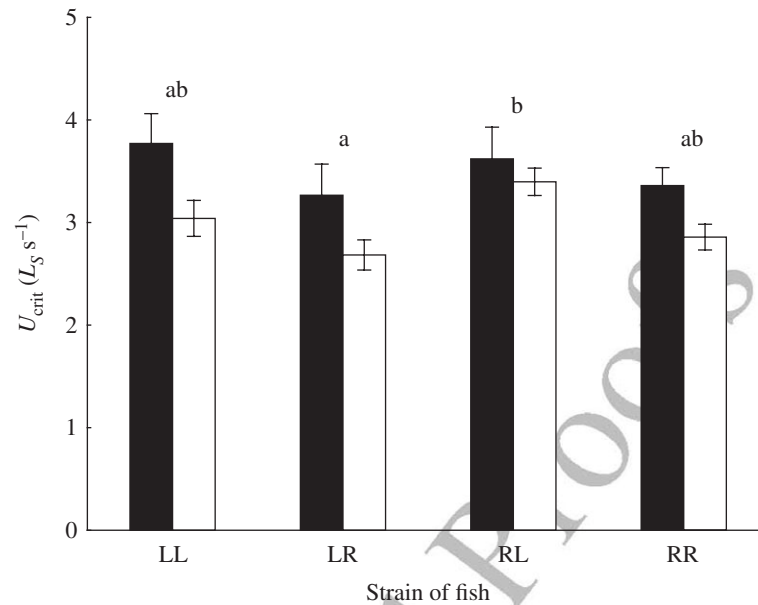


FIG. 2. Mean \pm S.E. critical swimming speeds (U_{crit}) of the two purebred strains (L, Laval anadromous strain; R, Rupert freshwater-resident strain) of *Salvelinus fontinalis* and their reciprocal hybrids in fresh (■) and salt water (□). The first letter of the cross-type indicates the dam and the second letter the sire. Different lower case letters indicate significantly different means among cross-types ($P < 0.05$). No significant interaction between cross-type and salinity was found. L_S , Standard length.

glycogen content was similar whether swimming challenges were performed in FW or SW. A significant interaction between cross-type and salinity was also observed for liver glycogen content along with a significant positive body mass covariance effect (Table IV). Exhaustion in SW or FW only had a distinct effect in $L_{\varphi}R_{\delta}$ hybrids, for which liver glycogen was 60% lower after the SW challenge compared with the concentration in fish exercised in FW [Fig. 5(b)]. In FW-exhausted fish, liver glycogen was c. 60% lower in Laval fish than in the three other cross-types, while liver glycogen concentration in SW was 56% lower in $L_{\varphi}L_{\delta}$ and $L_{\varphi}R_{\delta}$ than in the two other cross-types.

METABOLIC RESPONSE

There was a significant interaction between cross-type and salinity for white-muscle CS capacity (Table IV). In FW, CS capacity was 27% higher in the Rupert fish ($R_{\varphi}R_{\delta}$) than in the other cross-types, while no cross-type difference was observed in SW-exhausted fish [Fig. 6(a)]. No salinity effect was present within cross-types. CS K_m was also similar between fish challenged in FW (0.012 mM l^{-1}) and SW (0.011 mM l^{-1}). White muscle LDH capacity varied with both cross-type and salinity (but without significant interaction) and a significant positive M_B covariance effect was present (Table IV). The LDH capacity was 48% lower in $L_{\varphi}L_{\delta}$ fish than in the three other cross-types [Fig. 6(b)] and LDH K_m was similar for fish swim-challenged in FW (0.79 mM l^{-1}) and SW (1.00 mM l^{-1}).

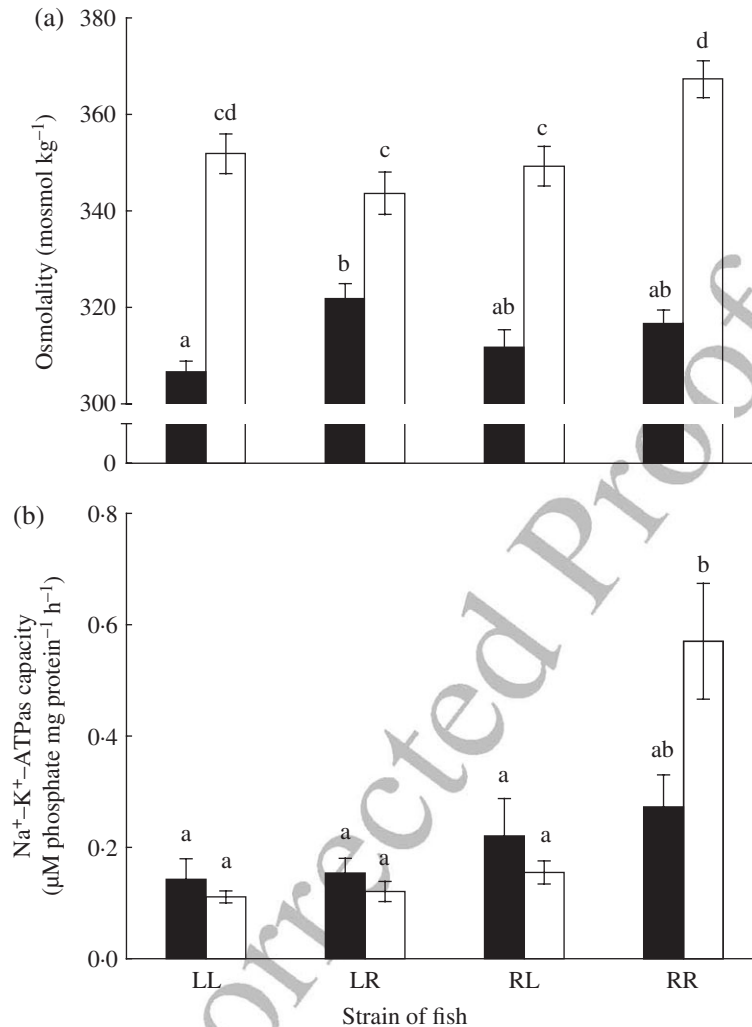


FIG. 3. Mean \pm S.E. (a) plasma osmolality and (b) gill Na⁺-K⁺-ATPase specific activity in two purebred strains (L, Laval anadromous strain; R, Rupert freshwater-resident strain) of *Salvelinus fontinalis* and their reciprocal hybrids in fresh (■) and salt water (□). The first letter of the cross-type indicates the dam and the second letter the sire. Different letters indicate significantly different means ($P < 0.05$).

Muscle lactate concentration was different among cross-types and salinity trials (Table IV) and there was a positive correlation with body mass (Table IV). The $L_{\phi}L_{\delta}$ fish had 66% less muscle lactate compared with the $R_{\phi}R_{\delta}$ and $L_{\phi}R_{\delta}$ cross-types while the concentration in $R_{\phi}L_{\delta}$ hybrids was intermediate [Fig. 7(a)]. Within each cross-type, no difference was present between swimming trials in FW or SW. A significant interaction between cross-type and salinity was observed for muscle pyruvate content along with a significant negative correlation with M_B (Table IV). After the FW challenge, muscle pyruvate content in $L_{\phi}R_{\delta}$ hybrids was 3.7 times lower than in the $R_{\phi}R_{\delta}$ cross-type [Fig. 7(b)], but there was no difference among cross-types

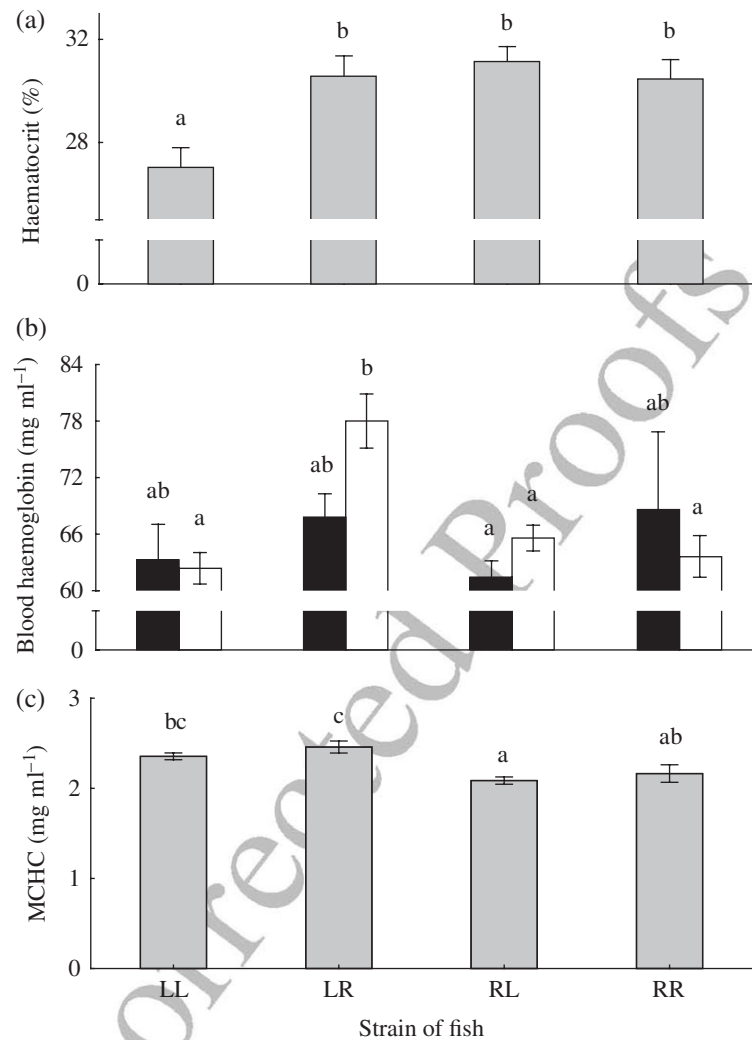


FIG. 4. Mean \pm S.E. (a) haematocrit, (b) blood haemoglobin and (c) mean cellular haemoglobin concentration (MCHC) in two purebred strains (L, Laval anadromous strain; R, Rupert freshwater-resident strain) of *Salvelinus fontinalis* and their reciprocal hybrids in fresh (■), salt water (□), or combined fresh and saltwater data (▨). The first letter of the cross-type indicates the dam and the second letter the sire. Different lower case letters indicate significantly different means ($P < 0.05$).

following exhaustion in SW. Within cross-types, only $L_{\phi}R_{\delta}$ hybrids exhibited a significant difference in muscle lactate between FW and SW challenges: the muscle lactate:pyruvate ratio was 2.7 times higher in FW compared with SW [Fig. 7(c)] and a significant negative M_B covariance effect was observed (Table IV).

There was a significant interaction between cross-type and salinity on heart lactate content with a concomitant negative M_B covariance effect (Table IV). After challenge in FW, the heart lactate concentration of $R_{\phi}L_{\delta}$ hybrids was 37% lower than in purebred crosses [Fig. 7(d)] while it was highest in this cross-type following SW swimming

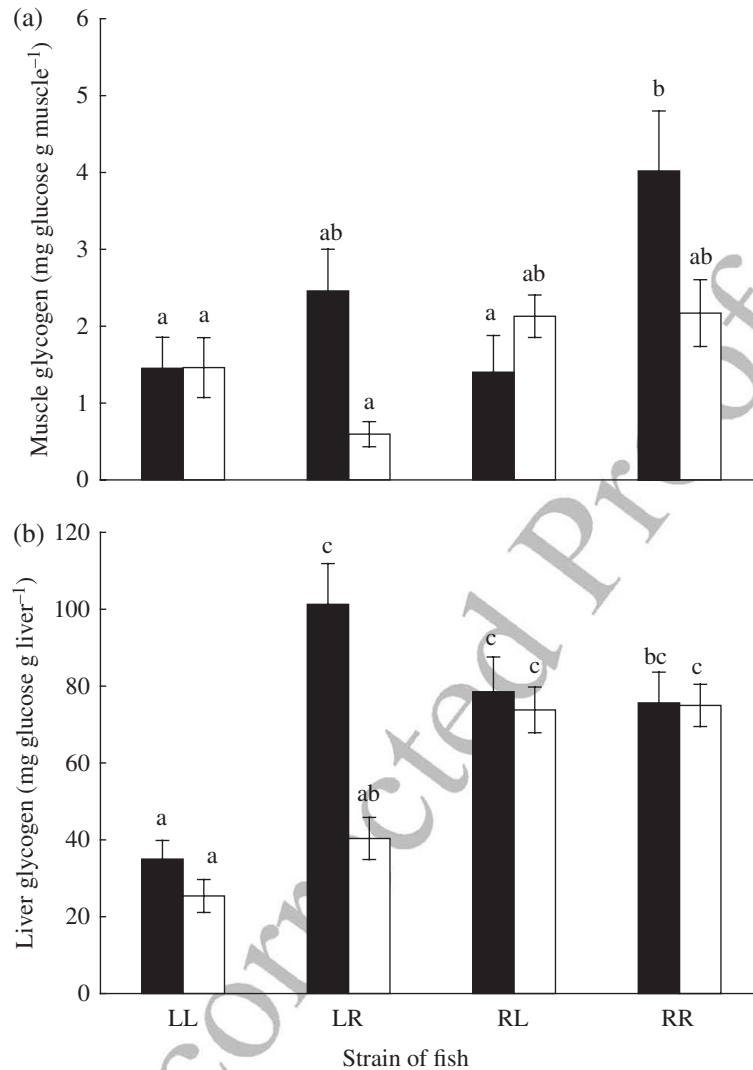


FIG. 5. Mean \pm S.E. (a) muscle and (b) liver glycogen concentration in two purebred strains (L, Laval anadromous strain; R, Rupert freshwater-resident strain) of *Salvelinus fontinalis* and their reciprocal hybrids in fresh (■), salt water (□). The first letter of the cross-type indicates the dam and the second letter the sire. Different lower case letters indicate significantly different means ($P < 0.05$).

exhaustion. Thus heart lactate concentration differed between the two environments only in the $R_{\phi}L_{\delta}$ cross-type (1.9 times higher in FW than in SW). Heart pyruvate concentration also varied according to cross-type and salinity (but without interaction), with a significant negative M_B covariance effect (Table IV): it was 69% higher in $L_{\phi}L_{\delta}$ fish than in $R_{\phi}L_{\delta}$ hybrids. Globally, heart pyruvate concentration was 34.6% lower after the SW swimming challenge than after the FW challenge [Fig. 7(e)]. This resulted in the highest heart lactate:pyruvate ratio for $R_{\phi}L_{\delta}$ hybrids challenged in SW (twice as high as the overall mean ratios of all other challenged fish) [Fig. 7(f)].

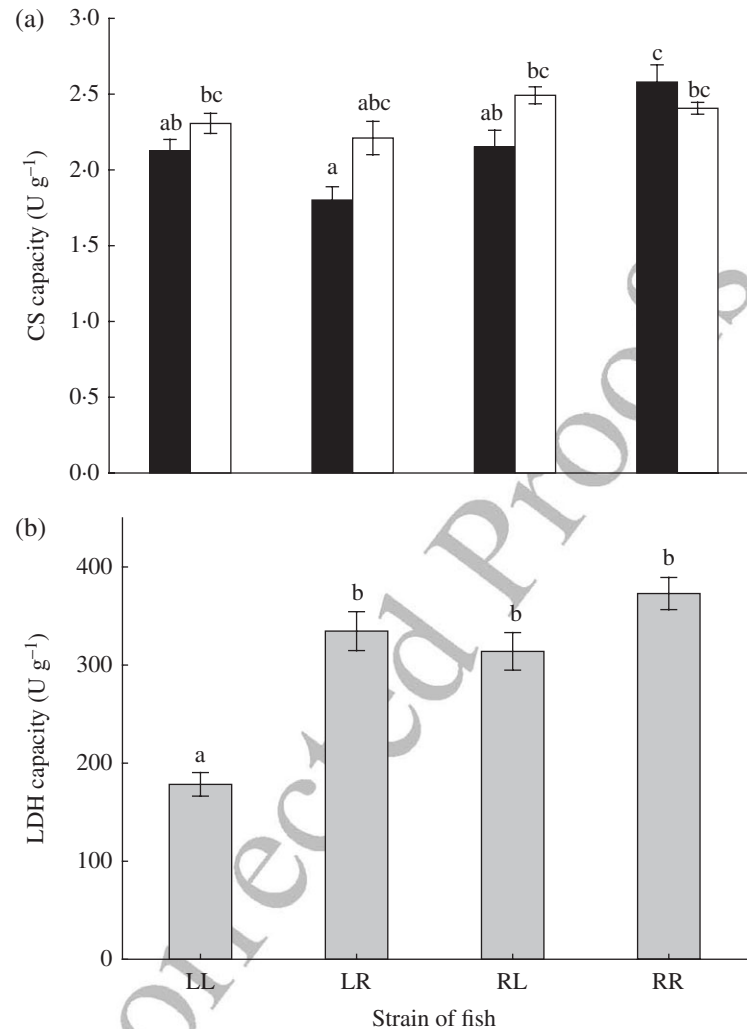


FIG. 6. Mean \pm S.E. (a) citrate synthase (CS) and (b) lactate dehydrogenase (LDH) capacity in two purebred strains (L, Laval anadromous strain; R, Rupert freshwater-resident strain) of *Salvelinus fontinalis* and their reciprocal hybrids in fresh (■), salt water (□), or combined fresh and saltwater data (▨). The first letter of the cross-type indicates the dam and the second letter the sire. Different lower case letters indicate significantly different means ($P < 0.05$).

DISCUSSION

The main objective of this study was to test for the occurrence of functional divergence in the factors affecting swimming performance (estimated by U_{crit}) between pure strains and reciprocal hybrids issued from two wild populations of *S. fontinalis* having different migratory lifestyles (anadromous Laval strain v. freshwater resident Rupert strain). Pure cross types had similar swimming performance in FW and swimming performance was reduced by 14% following abrupt transfer to SW in both anadromous and resident fish. The pure cross types, however, reached similar swimming speeds using

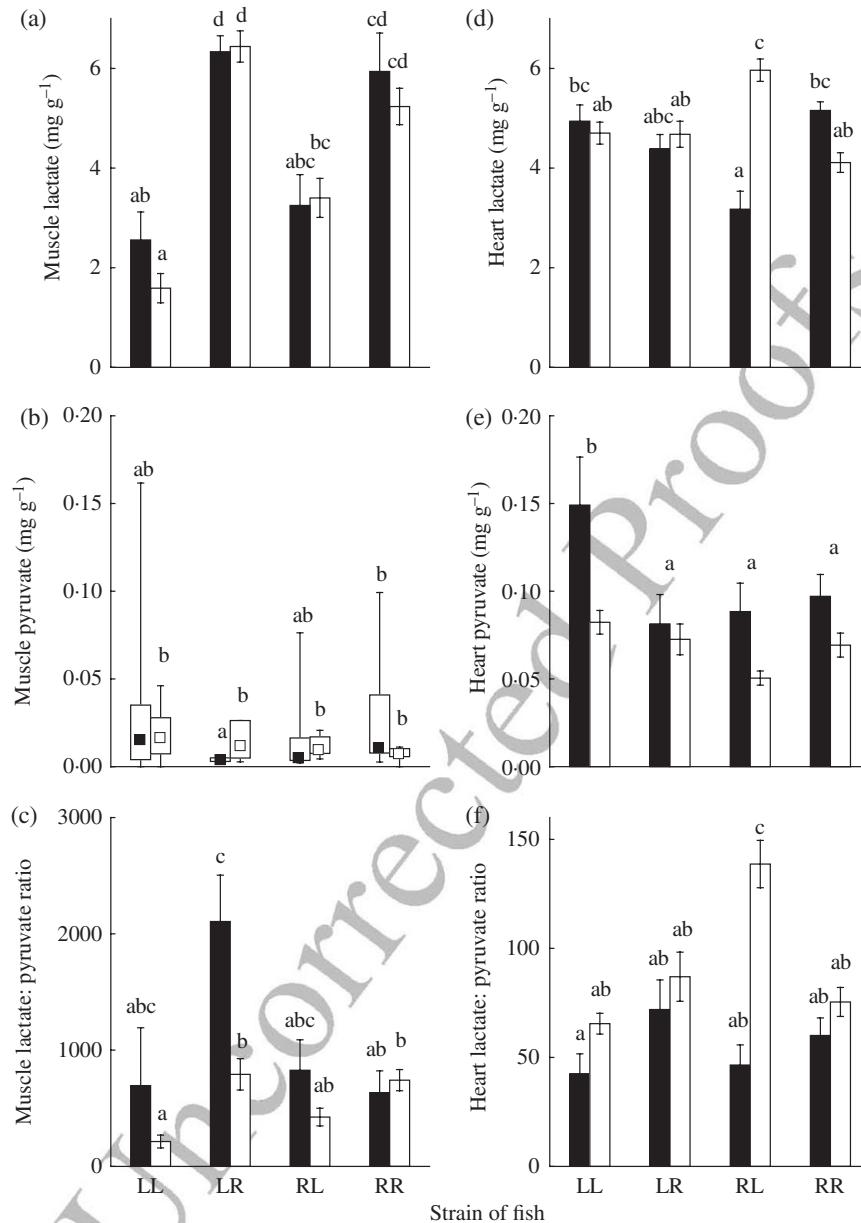


FIG. 7. Mean \pm S.E. (a) muscle lactate, (b) box plot of muscle pyruvate (■, fresh and □ saltwater medians within box of middle two quartiles and whiskers for range) and mean \pm S.E. (c) muscle lactate:pyruvate ratio, (d) heart lactate, (e) heart pyruvate and (f) heart lactate:pyruvate ratio in two purebred strains (L, Laval anadromous strain; R, Rupert freshwater-resident strain) of *Salvelinus fontinalis* and their reciprocal hybrids in fresh (■), salt water (□). The first letter of the cross-type indicates the dam and the second letter the sire. Different lower case letters indicate significantly different means ($P < 0.05$). Muscle pyruvate concentration data were not normally distributed and statistical analyses were carried out on ranks, but to facilitate comparison with other studies, data are presented using median and range. The muscle lactate:pyruvate ratio data were square-root transformed prior to statistical analysis, but to facilitate comparisons with other studies, arithmetic data are presented.

different physiological strategies, suggesting different genetically-based physiological solutions to the same functional challenge. While no evidence was found for extreme non-additive genetic effects (*i.e.* heterosis or outbreeding depression) in hybrids, significant differences between the two reciprocal hybrids ($L_{\varphi}R_{\delta}$ v. $R_{\varphi}L_{\delta}$) were noted, with lower performance in $L_{\varphi}R_{\delta}$.

PURE STRAINS

Fishes swimming performance is controlled by a number of physiological, morphological and behavioural traits, all of which interact and involve potential trade-offs (Walker, 2010; Dalziel *et al.*, 2011; Marras *et al.*, 2013). Considering the principle of many-to-one mapping, many different combinations of traits can generate equivalent performance and multiple underlying factors can affect a single quantitative trait (Wainwright *et al.*, 2005; Walker, 2010; Dalziel *et al.*, 2011).

Condition-factor data are consistent with previous studies, which showed that anadromous fishes are more streamlined than resident fishes (Taylor & Foote, 1991; Eliassen *et al.*, 1998; Howland *et al.*, 2001; Morinville & Rasmussen, 2008; Dalziel *et al.*, 2011). On that basis, the similar swimming performance of resident and anadromous fish may seem counterintuitive as the most streamlined body shape of the anadromous strain should be energetically advantageous. Swimming is energetically demanding and requires high aerobic metabolic capacity (Gamperl *et al.*, 2002; Tudorache *et al.*, 2008; Dalziel *et al.*, 2011; Eliason & Farrell, 2016). Resident fish must then compensate for the advantage that body shape conferred to anadromous fish.

Here, the results suggest that anaerobic swimming contributed more to their overall swimming performance. In both FW and SW, maximal swimming was associated with a muscle lactate concentration and an LDH capacity that was twice as high in resident compared with anadromous fish, suggesting a larger contribution of anaerobic component in the former. Despite a 20% higher white-muscle CS capacity in resident fish exercised in FW, no clear between-strain difference or pattern emerged regarding aerobic performance. It should be noted that CS activity was low in both resident and anadromous fish.

Higher glycogen storage and more efficient mobilization and utilization have been suggested to improve swimming performance (Fu *et al.*, 2011; Yang *et al.*, 2015). During anaerobic swimming, fish white muscles rely on three endogenous fuel sources, *i.e.* adenosine triphosphate (ATP), phosphocreatine and glycogen. In the very first stages of white-muscle mobilization, ATP and phosphocreatine stores are rapidly exhausted (Dobson & Hochachka, 1987) and it is glycogenolysis that then provides most of the ATP anaerobically, depleting muscle glycogen (Wood, 1991; Milligan, 1996). The Rupert fish (FW resident) may not only have reached a swimming performance similar to that of anadromous fish due to their greater anaerobic capacities, but also because of higher energy reserves. The glycogen levels in epaxial muscle and liver following FW exercise were more than twice as high in resident than in anadromous fish. The exception was the epaxial muscle of resident fish tested in SW, which may indicate greater energetic demand following this trial. Thus, the resident population compensated for its lower natural swimming ability (compared with the anadromous population) by having a higher metabolic capacity.

For species moving between FW and SW, a large osmoregulatory capacity is an additional and critically important determinant for maintaining swimming performance

(Brauner *et al.*, 1992; Nelson *et al.*, 1996; McKenzie *et al.*, 2001b; Chatelier *et al.*, 2005). Regardless of FW rearing conditions, cross-type differences in the stress response to SW transfer were expected and a lower SW swimming performance in resident fish. Following the SW challenge, resident fish had plasma osmolality similar to anadromous fish combined with a gill $\text{Na}^+ - \text{K}^+ - \text{ATPase}$ activity that was 4.4 times higher. No differences in other stress indicators, however, were observed whether fish were exercised in FW or in SW. One may ask why experimental animals were reared in FW. In captivity, rearing 0+ and 1+ year-old animals for prolonged periods in SW greatly increased events of opportunistic myxobacteria infections, suggesting impaired homeostasis, which is why young stages are routinely maintained in FW (C. Audet, unpubl. data). Otherwise, 2+ years and older anadromous Laval fish (including breeders) are reared at a salinity of 20 between the beginning of June and late September, mimicking the migration pattern of this wild anadromous fish population (Curry *et al.*, 2010).

Previous studies comparing the performance of anadromous and resident populations in different fish species showed that anadromous fishes possessed significantly greater swimming capacities than those from resident populations [*O. kysutch* (Taylor & Foote, 1991); *S. fontinalis*, *Salmo trutta* L. 1758, *Salmo salar* L. 1758 (Peake *et al.*, 1997); *G. aculeatus* (Dalziel *et al.*, 2011; Kitano *et al.*, 2012)]. It has been hypothesized that their exposure to fast-water habitats, which are more energetically costly, allowed the anadromous fishes to evolve more efficient swimming abilities than resident populations [*O. kysutch* (Taylor & Foote, 1991); *S. fontinalis*, *S. trutta*, *S. salar* (Peake *et al.*, 1997); *S. fontinalis* (Morinville & Rasmussen, 2003, 2008)]. In the present study, even though the swimming performance was similar between anadromous and freshwater resident fish, the results indicate a higher contribution of non-aerobic pathways in resident fish which suggests that they may be less adapted to sustained swimming.

RECIPROCAL HYBRIDS

Swimming performance and its underlying traits were different between the reciprocal hybrids. Compared with $\text{R}_\phi\text{L}_\sigma$ hybrids, $\text{L}_\phi\text{R}_\sigma$ hybrids had a 20% lower swimming speed, which was associated with a 24% smaller cardio-somatic index, a 21% higher MCHC and a 19% higher haemoglobin concentration when swimming in SW as well as a larger metabolic (1.9 times higher muscle lactate accumulation) and energetic (44% less liver glycogen in SW) response. $\text{L}_\phi\text{R}_\sigma$ hybrids thus expended greater effort and still had a lower performance than the reciprocal hybrid. Therefore, this performance depends on cross direction (parental line used as dam or sire). Such cross-direction phenomena have also been reported in *M. salmoides* (Cooke *et al.*, 2001) and Chinook salmon *Oncorhynchus tshawytscha* (Walbaum 1792) (Falica & Higgs, 2012), but hybrids can often be similar in their swimming performance (Hawkins & Quinn, 1996; Dalziel *et al.*, 2011). The reciprocal effect may be explained by various factors such as maternal or paternal effects, or genetic linkage between sex genes and performance genes. Swimming performance may be influenced by maternal effects, which are often involved in cross direction. These effects, however, generally occur during early life development (due to egg size or yolk quality) with a decrease over time and thus should probably be negligible in the present study since fish were tested at age 1+ year (Taylor & Foote, 1991; Heath *et al.*, 1999; Perry *et al.*, 2004, 2005). Paternal effect could have a strong influence on swimming performance; this was the explanation given for the cross

1 direction observed in *M. salmoides* and *O. tshawytscha*. The underlying genetic mech-
2 anisms of these sire effects still need to be more thoroughly investigated (Cooke *et al.*,
3 2001; Evans *et al.*, 2004; Falica & Higgs, 2012), but could hypothetically be under
4 genetic control. In the present study, no evidence of paternal effect was found. The
5 genetic linkage between sex genes and genes associated with performance traits can
6 result in sex-specific gene expression under the control of the sex-determining region
7 (Ellegren & Parsch, 2007; Derome *et al.*, 2008), which might then influence the pre-
8 dominance of a specific parental line as dam or sire in the expression of performance.
9 Testing this hypothesis will require further investigation. In addition, other possible
10 effects related to the genetic architecture (*e.g.* pleiotropy or other genetic linkage) of
11 swimming performance merit further investigation.

12 13 GENETIC AND EVOLUTIONARY CONSIDERATIONS

14 Because the experiment was conducted in a common-garden environment, differ-
15 ences in condition factor and physiological support features must have a genetic basis
16 specific to each population. The different underlying traits affecting swimming per-
17 formance thus have the potential to evolve under natural selection as does swimming
18 performance itself, for which heritability has recently been estimated in *D. labrax* (Van-
19 deputte *et al.*, 2016). Similar results have been observed between different populations
20 of Atlantic cod *Gadus morhua* L. 1758 originating from different salinity environments
21 (salt and brackish water) and tested in both environments (Nelson *et al.*, 1996). In the
22 Nelson *et al.* (1996) study, swimming performance (U_{crit}) did not differ between popu-
23 lations even though there were inter-population differences in key support performance
24 traits such as metabolic rate and aerobic and anaerobic capacities. These populations
25 had been separated for <3000 years and the authors considered that this was too short
26 for genetic changes to have occurred under normal natural selection; they rather sug-
27 gested that these inter-population differences mostly resulted from acclimation. More
28 recent studies have suggested that genetic adaptation could occur very quickly, *e.g.*
29 within a small number of generations (Reznick *et al.*, 1997; Pearse *et al.*, 2009; Ellner
30 *et al.*, 2011; Westley *et al.*, 2013). Since the separation of the *S. fontinalis* populations
31 used in this study occurred around 10 000 years ago (Castric & Bernatchez, 2003), it
32 seems that such a time frame would have been sufficient for the different populations to
33 evolve distinct genetically based physiological adaptations to cope with their respective
34 environments.

35 Differences between the two populations could be the results of local adaptation to
36 different migratory lifestyles. Since swimming performance integrates the actions of
37 a large number of organs and supporting functions, the investigation of the variability
38 in swimming capacity within and among populations can be considered as a relevant
39 means to reveal elements of local adaptation (Cooke *et al.*, 2001; Odell *et al.*, 2003;
40 Pon *et al.*, 2007). Although this needs to be more rigorously investigated, ecological
41 differences in the populations' migratory conditions (*i.e.* differences in fluctuations
42 of temperature, velocity and salinity experienced by the anadromous and the resident
43 populations in their respective environments) could have influenced the physiological
44 processes involved in swimming performance. Since the resident population probably
45 faces strong currents during spring, swimming ability probably remained a key deter-
46 minant of fitness for freshwater residency. It should be noted, however, that the crosses
47 in this study were only between the Rupert and the Laval strains. It is possible that
48

crosses involving different anadromous and resident *S. fontinalis* populations could lead to results different from what was found here. Thus the possibility exists that the differences observed between the Rupert and Laval strains might not be linked to their migratory behaviour but to other forces shaping local adaptation. The Rupert and Laval fish used for this study were F3 fish and domestication effects may already be present (Sauvage *et al.*, 2010). Other studies undertaken on the same families, however, have shown that they are still very different in terms of reproductive period, stress response (Crespel *et al.*, 2011), growth, gene \times environment interactions on growth (Crespel *et al.*, 2013a) and storage and use of energy reserves (Crespel *et al.*, 2013b). Could short-term domestication have eliminated differences in swimming capacity but maintained differences in other traits? It is a possibility that cannot be completely rejected.

One of the objectives was to test the occurrence of non-additive effects in the hybrids. No evidence of heterosis or outbreeding depression was observed. When populations are very divergent and adapted to their respective environments, this may provide evidence that their genome has evolved towards local genetic complex associations. Hybridization between divergent populations alter these associations and hybrids may thus express extreme non-additive genetic effects that can be positive (when hybrids outperform parental lines due to synergy between the genomes: heterosis) or negative (when hybrids underperform parental lines due to incompatibilities between the genomes: outbreeding depression) (Edmands, 1999; Cooke *et al.*, 2001; Stelkens *et al.*, 2009). Outbreeding depression has been observed in *M. salmoides* for the swimming performance of hybrids between two locally adapted populations, revealing a breakdown of co-adapted gene complexes (Cooke *et al.*, 2001; Cooke & Philipp, 2005, 2006). In the present study, which used two populations with different migratory lifestyles known to have very divergent genetic bases from both neutral (Martin *et al.*, 1997) and functional (Bougas *et al.*, 2010) standpoints, the occurrence of extreme non-additive genetic effects, and most specifically, outbreeding depression, would be expected (Bieri & Kawecki, 2003; Cooke & Philipp, 2005). This was not the case, however. The absence of pronounced non-additive effects for swimming and the underlying performance between the two populations that was found thus suggest that the extent of the genetic differences that have accumulated between these populations since their separation has not been sufficient to cause genomic incompatibilities between the parental genomes (Bieri & Kawecki, 2003; Rosenfield *et al.*, 2004).

The authors would like to thank I. Redjah, D. Lavallée and N. Morin for their help with sampling and technical assistance. This work was supported by a strategic research grant from the Natural Sciences and Engineering Research Council (NSERC) of Canada to L.B., C.A. and collaborators (322102-05), by Ressources Aquatiques Québec (RAQ), a research network funded by the Fonds de Recherche du Québec – Nature et Technologies, by the Society for Experimental Biology (SEB) and by The Company of Biologists (COB).

References

- Alexander, R. R. & Griffiths, J. M. (1993). *Basic Biochemical Methods*. New York, NY: Wiley.
- Arai, T. & Goto, A. (2008). Diverse migratory histories in a brackish water type of the nine-spine stickleback, *Pungitius pungitius*. *Environmental Biology of Fishes* **83**, 349–353. doi: 10.1007/s10641-008-9349-3
- Bieri, J. & Kawecki, T. J. (2003). Genetic architecture of differences between populations of cowpea weevil (*Callosobruchus maculatus*) evolved in the same environment. *Evolution* **57**, 274–287. doi: 10.1554/0014-3820(2003)057


- 1 Bougas, B., Granier, S., Audet, C. & Bernatchez, L. (2010). The transcriptional landscape of
2 cross-specific hybrids and its possible link with growth in brook charr (*Salvelinus fontinalis* Mitchell). *Genetics* **186**, 97–107. doi: 10.1534/genetics.110.118158
- 3 Boula, D., Castric, V., Bernatchez, L. & Audet, C. (2002). Physiological, endocrine
4 and genetic bases of anadromy in the brook charr, *Salvelinus fontinalis*, of the
5 Laval River (Quebec, Canada). *Environmental Biology of Fishes* **64**, 229–242. doi:
6 10.1007/978-94-017-1352-8_21
- 7 Brauner, C. J., Shrimpton, J. M. & Randall, D. J. (1992). Effect of short-duration seawater
8 exposure on plasma ion concentrations and swimming performance in Coho salmon
9 (*Oncorhynchus kisutch*) parr. *Canadian Journal of Fisheries and Aquatic Sciences* **49**,
10 2399–2405. doi: 10.1139/f92-265
- 11 Brauner, C. J., Iwama, G. K. & Randall, D. J. (1994). The effect of short-duration seawater
12 exposure on the swimming performance of wild and hatchery-reared juvenile Coho
13 salmon (*Oncorhynchus kisutch*) during smoltification. *Canadian Journal of Fisheries and*
14 *Aquatic Sciences* **51**, 2188–2194. doi: 10.1139/f94-220
- 15 Brett, J. R. (1964). The respiratory metabolism and swimming performance of young sockeye
16 salmon. *Journal of the Fisheries Research Board of Canada* **21**, 1183–1226.
- 17 Bryden, C. A., Heath, J. W. & Heath, D. D. (2004). Performance and heterosis in farmed and wild
18 Chinook salmon (*Oncorhynchus tshawyacha*) hybrid and purebred crosses. *Aquaculture*
19 **235**, 249–261. doi: 10.1016/j.aquaculture.2004.01.027
- 20 Carr, R. S. & Neff, J. M. (1984). Quantitative semi-automated enzymatic assay for tissue glycogen.
21 *Comparative Biochemistry and Physiology. B* **77**, 447–449.
- 22 Castric, V. & Bernatchez, L. (2003). The rise and fall of isolation by distance in the anadromous
23 brook charr (*Salvelinus fontinalis* Mitchell). *Genetics* **163**, 983–996.
- 24 Chatelier, A., McKenzie, D. & Claireaux, G. (2005). Effects of changes in water salinity upon
25 exercise and cardiac performance in the European seabass (*Dicentrarchus labrax*).
26 *Marine Biology* **147**, 855–862. doi: 10.1007/s00227-005-1624-7
- 27 Claireaux, G. & Audet, C. (2000). Seasonal changes in the hypo-osmoregulatory ability of
28 brook charr: the role of environmental factors. *Journal of Fish Biology* **56**, 347–373.
29 doi: 10.1006/jfbi.1999.1163
- 30 Collin, H. & Fumagalli, L. (2011). Evidence for morphological and adaptive genetic divergence
31 between lake and stream habitats in European minnows (*Phoxinus phoxinus*, Cyprinidae).
32 *Molecular Ecology* **20**, 4490–4502. doi: 10.1111/j.1365-294X.2011.05284.x
- 33 Cooke, S. J. & Philipp, D. P. (2005). Influence of local adaptation and interstock hybridization
34 on the cardiovascular performance of largemouth bass *Micropterus salmoides*. *Journal*
35 *of Experimental Biology* **208**, 2055–2062. doi: 10.1242/Jeb.01602
- 36 Cooke, S. J. & Philipp, D. P. (2006). Hybridization among divergent stocks of largemouth bass
37 (*Micropterus salmoides*) results in altered cardiovascular performance: the influence of
38 genetic and geographic distance. *Physiological and Biochemical Zoology* **79**, 400–410.
39 doi: 10.1086/499979
- 40 Cooke, S. J., Kassler, T. W. & Philipp, D. P. (2001). Physiological performance of large-
41 mouth bass related to local adaptation and interstock hybridization: implications
42 for conservation and management. *Journal of Fish Biology* **59**, 248–268. doi:
43 10.1111/j.1095-8649.2001.tb01389.x
- 44 Crespel, A., Bernatchez, L., Garant, D. & Audet, C. (2011). Quantitative genetic anal-
45 ysis of the physiological stress response in three strains of brook charr *Salveli-*
46 *nus fontinalis* and their hybrids. *Journal of Fish Biology* **79**, 2019–2033. doi:
47 10.1111/j.1095-8649.2011.03149.x
- 48 Crespel, A., Audet, C., Bernatchez, L. & Garant, D. (2012). Effects of rearing environment and
strain combination on heterosis in brook trout. *North American Journal of Aquaculture*
74, 188–198. doi: 10.1080/15222055.2012.672884
- Crespel, A., Bernatchez, L., Audet, C. & Garant, D. (2013a). Strain specific genotype-
environment interactions and evolutionary potential for body mass in brook charr
(*Salvelinus fontinalis*). *G3 Genes Genomes Genetics* **3**, 379–386. doi: 10.1534/g3.112.
005017
- Crespel, A., Bernatchez, L., Garant, D. & Audet, C. (2013b). Genetically based population
divergence in overwintering energy mobilization in brook charr (*Salvelinus fontinalis*).
Genetica **141**, 51–64. doi: 10.1007/s10709-013-9705-x

- Curry, R. A., van de Sande, J. & Whoriskey, F. G. (2006). Temporal and spatial habitats of anadromous brook charr in the Laval River and its estuary. *Environmental Biology of Fishes* **76**, 361–370. doi: 10.1007/s10641-006-9041-4
- Curry, A., Bernatchez, L., Audet, C. & Whoriskey, F. (2010). The origins and persistence of anadromy in brook charr. *Reviews in Fish Biology and Fisheries* **20**, 557–570. doi: 10.1007/s11160-010-9160-z
- Dalziel, A. C., Vines, T. H. & Schulte, P. M. (2011). Reductions in prolonged swimming capacity following freshwater colonization in multiple threespine stickleback populations. *Evolution* **66**, 1226–1239. doi: 10.1111/j.1558-5646.2011.01498.x
- Derome, N., Bougas, B., Rogers, S. M., Whiteley, A. R., Labbe, A., Laroche, J. & Bernatchez, L. (2008). Pervasive sex-linked effects on transcription regulation as revealed by expression quantitative trait loci mapping in lake whitefish species pairs (*Coregonus* sp., Salmonidae). *Genetics* **179**, 1903–1917. doi: 10.1534/genetics.107.086306
- Dobson, G. P. & Hochachka, P. W. (1987). Role of glycolysis in adenylate depletion and repletion during work and recovery in teleost white muscle. *Journal of Experimental Biology* **129**, 125–140.
- Drabkin, D. L. & Austin, J. H. (1935). Spectrophotometric studies. II. Preparations from washed blood cells; nitric oxide hemoglobin and sulfhemoglobin. *Journal of Biological Chemistry* **112**, 51–65.
- Edmunds, S. (1999). Heterosis and outbreeding depression in interpopulation crosses spanning a wide range of divergence. *Evolution* **53**, 1757–1768. doi: 10.2307/2640438
- Eliason, E. J. & Farrell, A. P. (2016). Oxygen uptake in Pacific salmon *Oncorhynchus* spp.: when ecology and physiology meet. *Journal of Fish Biology* **88**, 359–388. doi: 10.1111/jfb.12790
- Eliason, E. J., Clark, T. D., Hague, M. J., Hanson, L. M., Gallagher, Z. S., Jeffries, K. M., Gale, M. K., Patterson, D. A., Hinch, S. G. & Farrell, A. P. (2011). Differences in thermal tolerance among sockeye salmon populations. *Science* **332**, 109–112. doi: 10.1126/science.1199158
- Eliassen, R. A., Johnsen, H. K., Mayer, I. & Jobling, M. (1998). Contrasts in osmoregulatory capacity of two Arctic charr, *Salvelinus alpinus* (L.), strains from northern Norway. *Aquaculture* **168**, 255–269. doi: 10.1016/S0044-8486(98)00353-6
- Ellegren, H. & Parsch, J. (2007). The evolution of sex-biased genes and sex-biased gene expression. *Nature Reviews Genetics* **8**, 689–698. doi: 10.1038/Nrg2167
- Ellner, S. P., Geber, M. A. & Hairston, N. G. (2011). Does rapid evolution matter? Measuring the rate of contemporary evolution and its impacts on ecological dynamics. *Ecology Letters* **14**, 603–614. doi: 10.1111/j.1461-0248.2011.01616.x
- Emlen, J. M. (1991). Heterosis and outbreeding depression – a multilocus model and an application to salmon production. *Fisheries Research* **12**, 187–212. doi: 10.1016/0165-7836(91)90095-W
- Evans, J. P., Kellay, J. L., Bisazza, A., Finazzo, E. & Pilastro, A. (2004). Sire attractiveness influences offspring performance in guppies. *Proceedings of the Royal Society B* **271**, 2035–2042. doi: 10.1098/rspb.2004.2815
- Falconer, D. S. & Mackay, T. F. C. (1996). *Introduction to Quantitative Genetics*. Harlow: Longman Group.
- Falica, B. K. & Higgs, D. M. (2012). Paternal genetic effect on offspring swimming performance vary with sex of juvenile Chinook salmon *Oncorhynchus tshawytscha*. *Evolutionary Biology*, 1–11. doi: 10.1007/s11692-012-9217-0
- Fraser, D. J. & Bernatchez, L. (2005). Adaptive migratory divergence among sympatric brook charr populations. *Evolution* **59**, 611–624. doi: 10.1554/04-346
- Fu, S. J., Brauner, C. J., Cao, Z. D., Richards, J. G., Peng, J. L., Dhillon, R. & Wang, Y. X. (2011). The effect of acclimation to hypoxia and sustained exercise on subsequent hypoxia tolerance and swimming performance in goldfish (*Carassius auratus*). *Journal of Experimental Biology* **214**, 2080–2088. doi: 10.1242/jeb.053132
- Gamperl, A. K., Rodnick, K. J., Faust, H. A., Venn, E. C., Bennett, M. T., Crawshaw, L. I., Keeley, E. R., Powell, M. S. & Li, H. W. (2002). Metabolism, swimming performance and tissue biochemistry of high desert redband trout (*Oncorhynchus mykiss* spp.): evidence for phenotypic differences in physiological function. *Physiological and Biochemical Zoology* **75**, 413–431. doi: 10.1086/343139

AQ3

- 1 Granier, S., Audet, C. & Bernatchez, L. (2011). Evidence for both heterosis and outbreed-
2 ing depression in growth of young-of-the year brook charr (*Salvelinus fontinalis*).
3 *Canadian Journal of Zoology – Revue Canadienne De Zoologie* **89**, 190–198. doi:
4 10.1139/Z10-108
- 5 Hawkins, D. K. & Quinn, T. P. (1996). Critical swimming velocity and associated morphol-
6 ogy of juvenile coastal cutthroat trout (*Oncorhynchus clarki clarki*), steelhead trout
7 (*Oncorhynchus mykiss*) and their hybrids. *Canadian Journal of Fisheries and Aquatic*
8 *Sciences* **53**, 1487–1496. doi: 10.1139/f96-085
- 9 Heath, D. D., Fox, C. W. & Heath, J. W. (1999). Maternal effects on offspring size: varia-
10 tion through early development of Chinook salmon. *Evolution* **53**, 1605–1611. doi:
11 10.2307/2640906
- 12 Henry, R. J. (1968). *Clinical Chemistry – Principles and Techniques*. New York, NY: Harper
13 & Row.
- 14 Howland, K. L., Tonn, W. M. & Goss, G. (2001). Contrasts in the hypo-osmoregulatory abilities
15 of a freshwater and an anadromous population of inconnu. *Journal of Fish Biology* **59**,
16 916–927. doi: 10.1111/j.1095-8649.2001.tb00161.x
- 17 Jain, K. E., Birtwell, I. K. & Farrell, A. P. (1998). Repeat swimming performance of mature
18 sockeye salmon following a brief recovery period: a proposed measure of fish health
19 and water quality. *Canadian Journal of Zoology – Revue Canadienne De Zoologie* **76**,
20 1488–1496. doi: 10.1139/z98-079
- 21 Kitano, J., Ishikawa, A., Kume, M. & Mori, S. (2012). Physiological and genetic basis for
22 variation in migratory behavior in the three-spined stickleback, *Gasterosteus aculeatus*.
23 *Ichthyological Research* **59**, 293–303. doi: 10.1007/s10228-012-0289-8
- 24 Klemetsen, A., Amundsen, P. A., Dempson, J. B., Jonsson, B., Jonsson, N., O’Connell, M. F.
25 & Mortense, E. (2003). Atlantic salmon *Salmo salar* L., brown trout *Salmo trutta* L. and
26 Arctic charr *Salvelinus alpinus* (L.): a review of aspects of their life histories. *Ecology of*
27 *Freshwater Fish* **12**, 1–59. doi: 10.1034/j.1600-0633.2003.00010.x
- 28 Le François, N. R. & Blier, P. U. (2003). Reproductive events and associated reduction in the
29 seawater adaptability of brook charr (*Salvelinus fontinalis*): evaluation of gill metabolic
30 adjustments. *Aquatic Living Resources* **16**, 69–76. doi: 10.1016/S0990-7440(03)00009-3
- 31 Lee, C. G., Farrell, A. P., Lotto, A., MacNutt, M. J., Hinch, S. G. & Healey, M. C. (2003). The
32 effect of temperature on swimming performance and oxygen consumption in adult sock-
33 eye (*Oncorhynchus nerka*) and coho (*O. kisutch*) salmon stocks. *Journal of Experimental*
34 *Biology* **206**, 3239–3251. doi: 10.1242/jeb.00547
- 35 MAPA-Pêcheries, D. R. S. T. (1992). Mission d’exploration à la Baie James (Lac Némis-
36 cau – Rivière Rupert) pour la construction d’une lignée de référence d’omble de
37 fontaine, *Salvelinus fontinalis*. Doc. Rech., pp. 32.
- 38 Marras, S., Killen, S. S., Domenici, P., Claireaux, G. & McKenzie, D. (2013). Relationships
39 among traits of aerobic and anaerobic swimming performance in individual European
40 sea bass *Dicentrarchus labrax*. *PLoS One* **8**, e72815. doi: 10.1371/journal.pone.0072815
- 41 Martin, S., Savaria, J.-Y., Audet, C. & Bernatchez, L. (1997). Microsatellites reveal no evidence
42 for inbreeding effects but low inter-stock genetic diversity among brook charr stocks used
43 for production in Quebec. *Bulletin of the Aquaculture Association of Canada* **97**, 21–23.
- 44 McDowall, R. M. (1997). The evolution of diadromy in fishes (revisited) and its place
45 in phylogenetic analysis. *Reviews in Fish Biology and Fisheries* **7**, 443–462. doi:
46 10.1023/A:1018404331601
- 47 McKenzie, D. J., Cataldi, E., Romano, P., Owen, S. F., Taylor, E. W. & Bronzi, P. (2001a). Effects
48 of acclimation to brackish water on the growth, respiratory metabolism and swimming
performance of young-of-the-year Adriatic sturgeon (*Acipenser naccarii*). *Canadian*
Journal of Fisheries and Aquatic Sciences **58**, 1104–1112. doi: 10.1139/cjfas-58-6-1104
- McKenzie, D. J., Cataldi, E., Romano, P., Taylor, E. W., Cataudella, S. & Bronzi, P.
(2001b). Effects of acclimation to brackish water on tolerance of salinity challenge
by young-of-the-year Adriatic sturgeon (*Acipenser naccarii*). *Canadian Journal of*
Fisheries and Aquatic Sciences **58**, 1113–1121. doi: 10.1139/cjfas-58-6-1113
- Milligan, C. L. (1996). Metabolic recovery from exhaustive exercise in rainbow trout.
Comparative Biochemistry and Physiology Part A: Physiology **113**, 51–60. doi:
10.1016/0300-9629(95)02060-8

- 1 Morinville, G. R. & Rasmussen, J. B. (2003). Early juvenile bioenergetic differences between
2 anadromous and resident brook trout (*Salvelinus fontinalis*). *Canadian Journal of Fish-*
3 *eries and Aquatic Sciences* **60**, 401–410. doi: 10.1139/F03-036
- 4 Morinville, G. R. & Rasmussen, J. B. (2008). Distinguishing between juvenile anadromous and
5 resident brook trout (*Salvelinus fontinalis*) using morphology. *Environmental Biology of*
6 *Fishes* **81**, 171–184. doi: 10.1007/s10641-007-9186-9
- 7 Nelson, J. A., Tang, Y. & Boutilier, R. G. (1996). The effects of salinity change on the exercise
8 performance of two Atlantic cod (*Gadus morhua*) populations inhabiting different envi-
9 ronments. *Journal of Experimental Biology* **199**, 1295–1309.
- 10 Odell, J. P., Chappell, M. A. & Dickson, K. A. (2003). Morphological and enzymatic correlates
11 of aerobic and burst performance in different populations of Trinidadian guppies *Poecilia*
12 *reticulata*. *Journal of Experimental Biology* **206**, 3707–3718. doi: 10.1242/jeb.00613
- 13 Peake, S., McKinley, R. S. & Scruton, D. A. (1997). Swimming performance of various fresh-
14 water Newfoundland salmonids relative to habitat selection and fishway design. *Journal*
15 *of Fish Biology* **51**, 710–723. doi: 10.1111/j.1095-8649.1997.tb01993.x
- 16 Pearse, D. E., Hayes, S. A., Bond, M. H., Hanson, C. V., Anderson, E. C., Macfarlane, R.
17 B. & Garza, J. C. (2009). Over the falls? Rapid evolution of ecotypic differentiation in
18 steelhead/rainbow trout (*Oncorhynchus mykiss*). *Journal of Heredity* **100**, 515–525. doi:
19 10.1093/jhered/esp040
- 20 Perry, G. M. L., Audet, C., Laplatte, B. & Bernatchez, L. (2004). Shifting patterns in genetic
21 control at the embryo-alevin boundary in brook charr. *Evolution* **58**, 2002–2012. doi:
22 10.1554/03-721
- 23 Perry, G. M. L., Audet, C. & Bernatchez, L. (2005). Maternal genetic effects on adaptive diver-
24 gence between anadromous and resident brook charr during early life history. *Journal of*
25 *Evolutionary Biology* **18**, 1348–1361. doi: 10.1111/j.1420-9101.2005.00954.x
- 26 Pon, L. B., Hinch, S. G., Wagner, G. N., Lotto, A. G. & Cooke, S. J. (2007). Swimming perfor-
27 mance and morphology of juvenile sockeye salmon, *Oncorhynchus nerka*: comparison
28 of inlet and outlet fry populations. *Environmental Biology of Fishes* **78**, 257–269. doi:
29 10.1007/s10641-006-9094-4
- 30 Quinn, G. P. & Keough, M. J. (2002). *Experimental Design and Data Analysis for Biologists*.
31 Cambridge: Cambridge University Press.
- 32 Redjah, I., Olivier, F., Tremblay, R., Myrand, B., Pernet, F., Neumeier, U. & Chevarie, L. (2010).
33 The importance of turbulent kinetic energy on transport of juvenile clams (*Mya arenaria*).
34 *Aquaculture* **307**, 20–28. doi: 10.1016/j.aquaculture.2010.06.022
- 35 Reznick, D. N., Shaw, F. H., Rodd, H. & Shaw, R. G. (1997). Evaluation of the rate of evolution
36 in natural populations of guppies (*Poecilia reticulata*). *Science* **275**, 1934–1937. doi:
37 10.1126/science.275.5308.1934
- 38 Rosenfield, J. A., Nolasco, S., Lindauer, S., Sandoval, C. & Kodric-Brown, A. (2004). The
39 role of hybrid vigor in the replacement of Pecos pupfish by its hybrids with sheepshead
40 minnow. *Conservation Biology* **18**, 1589–1598. doi: 10.1111/j.1523-1739.2004.00356.x
- 41 Sauvage, C., Derôme, N., Normandeau, E., Cyr, J. S., Audet, C. & Bernatchez, L. (2010). Fast
42 transcriptional response to domestication in the brook charr *Salvelinus fontinalis*. *Genetics*
43 **185**, 1–8. doi: 10.1534/genetics.110.115071
- 44 Seigler, L., D’Cotta, H., Paulin, L., Baglinière, J. L. & Prunet, P. (1996). Biopsie et mesure de
45 l’activité Na⁺K⁺ATPasique branchiale: validité et impact sur le développement du smolt
46 de saumon Atlantique (*Salmo Salar* L.). *Bulletin Français de la Pêche et de la Pisciculture*
47 **340**, 43–55.
- 48 Sokal, R. R. & Rohlf, F. J. (1981). *Biometry: The Principles and Practice of Statistics in Bio-*
logical Research. San Francisco, CA: W. H. Freeman.
- Stelkens, R. B., Schmid, C., Selz, O. & Seehausen, O. (2009). Phenotypic novelty in experi-
mental hybrids is predicted by the genetic distance between species of cichlid fish. *BMC*
Evolutionary Biology **9**, 283. doi: 10.1186/1471-2148-9-283
- Taylor, E. B. & Foote, C. J. (1991). Critical swimming velocities of juvenile sockeye salmon
and kokanee, the anadromous and non-anadromous forms of *Oncorhynchus nerka* (Wal-
baum). *Journal of Fish Biology* **38**, 407–419. doi: 10.1111/j.1095-8649.1991.tb03130.x
- Taylor, E. B. & McPhail, J. D. (1985). Variation in burst and prolonged swimming performance
among British Columbia populations of coho salmon, *Oncorhynchus kisutch*. *Canadian*
Journal of Fisheries and Aquatic Sciences **42**, 2029–2033.

- Thériault, V., Bernatchez, L. & Dodson, J. J. (2007). Mating system and individual reproductive success of sympatric anadromous and resident brook charr, *Salvelinus fontinalis*, under natural conditions. *Behavioral Ecology and Sociobiology* **62**, 51–65. doi: 10.1007/s00265-007-0437-8
- Tierney, K. B. & Farrell, A. P. (2004). The relationships between fish health, metabolic rate, swimming performance and recovery in return-run sockeye salmon, *Oncorhynchus nerka* (Walbaum). *Journal of Fish Diseases* **27**, 663–671. doi: 10.1111/j.1365-2761.2004.00590.x
- Tudorache et al. 2007. 
- Tudorache, C., Viaene, P., Blust, R., Vereecken, H. & De Boeck, G. (2008). A comparison of swimming capacity and energy use in seven European freshwater fish species. *Ecology of Freshwater Fish* **17**, 284–291. doi: 10.1111/j.1600-0633.2007.00280.x
- Tymchuk, W., Sakhrani, D. & Devlin, R. (2009). Domestication causes large-scale effects on gene expression in rainbow trout: analysis of muscle, liver and brain transcriptomes. *General and Comparative Endocrinology* **164**, 175–183. doi: 10.1016/j.ygcen.2009.05.015
- Vandeputte, M., Porte, J. D., Auperin, B., Dupont-Nivet, M., Vergnet, A., Valotaire, C., Claireaux, G., Prunet, P. & Chatain, B. (2016). Quantitative genetic variation for post-stress cortisol and swimming performance in growth-selected and control populations of European sea bass (*Dicentrarchus labrax*). *Aquaculture* **455**, 1–7. doi: 10.1016/j.aquaculture.2016.01.003
- Wagner, G. N., Kuchel, L. J., Lotto, A., Patterson, D. A., Shrimpton, J. M., Hinch, S. G. & Farrell, A. P. (2006). Routine and active metabolic rates of migrating adult wild sockeye salmon (*Oncorhynchus nerka* Walbaum) in seawater and fresh water. *Physiological and Biochemical Zoology* **79**, 100–108. doi: 10.1086/498186
- Wainwright, P. C., Alfaro, M. E., Bolnick, D. I. & Husley, C. D. (2005). Many-to-one mapping of form to function: a general principle in organismal design? *Integrative and Comparative Biology* **45**, 256–262. doi: 10.1093/icb/45.2.256
- Walker, J. A. (2010). An integrative model of evolutionary covariance: a symposium on body shape in fishes. *Integrative and Comparative Biology* **50**, 1051–1056. doi: 10.1093/icb/icq014
- Westley, P. A. H., Ward, E. J. & Fleming, I. A. (2013). Fine-scale local adaptation in an invasive freshwater fish has evolved in contemporary time. *Proceedings of the Royal Society B* **280**, 20122327. doi: 10.1098/rspb.2012.2327
- Wood, C. M. (1991). Acid-base and ion balance, metabolism and their interactions, after exhaustive exercise in fish. *Journal of Experimental Biology* **160**, 285–308.
- Yang, Y., Cao, Z. D. & Fu, S. J. (2015). Variations in temperature acclimation effects on glycogen storage, hypoxia tolerance and swimming performance with seasonal acclimatization in juvenile Chinese crucian carp. *Comparative Biochemistry and Physiology Part A: Molecular & Integrative Physiology* **185**, 16–23. doi: 10.1016/j.cbpa.2015.03.009

Electronic Reference

- Bell, W. H. & Terhune, L. D. B. (1970). Water tunnel design for fisheries research. *Fisheries Research Board of Canada Technical Reports* 195, pp. 1–69. Available at <http://www.dfo-mpo.gc.ca/Library/25190.pdf>