



Open Archive TOULOUSE Archive Ouverte (OATAO)

OATAO is an open access repository that collects the work of Toulouse researchers and makes it freely available over the web where possible.

This is an author-deposited version published in: <http://oatao.univ-toulouse.fr/>
Eprints ID: 17369

To cite this version: Belloir, Jean-Marc and Goiffon, Vincent and Magnan, Pierre and Virmontois, Cédric and Gilard, Olivier and Raine, Mélanie and Paillet, Philippe *Dark Current Spectroscopy in neutron, proton and ion irradiated CMOS Image Sensors*. (2016)
In: IEEE Nuclear and Space Radiation Effects Conference (NSREC 2016), 11 July 2016 - 15 July 2016 (Portland, Oregon, United States).

Any correspondence concerning this service should be sent to the repository administrator: staff-oatao@listes-diff.inp-toulouse.fr

DE LA RECHERCHE À L'INDUSTRIE

cea



ISAE

Institut Supérieur de l'Aéronautique et de l'Espace

SUPAERO



Dark current spectroscopy in proton, neutron and ion irradiated CMOS Image Sensors

J.-M. Belloir, V. Goiffon, P.Magnan, ISAE-SUPAERO, Toulouse, France,
C. Virmontois, O. Gilard, CNES, Toulouse, France,
M. Raine, P. Paillet, CEA DAM DIF, Arpajon, France.

Context and goal

- **Space** and **nuclear particles** can **degrade** the performance of **CMOS** image sensors (CIS)

Context and goal

- **Space** and **nuclear particles** can **degrade** the performance of **CMOS image sensors (CIS)**
- They produce **displacement damage** by **coulomb** or **nuclear interactions** and create **silicon bulk defects** which can generate **dark current**

Context and goal

- **Space** and **nuclear particles** can **degrade** the performance of **CMOS image sensors (CIS)**
- They produce **displacement damage** by **coulomb** or **nuclear interactions** and create **silicon bulk defects** which can generate **dark current**
- The dark current distribution depends on the **type** and **distribution** of the **radiation-induced defects**

- **Space** and **nuclear particles** can **degrade** the performance of **CMOS image sensors (CIS)**
- They produce **displacement damage** by **coulomb** or **nuclear interactions** and create **silicon bulk defects** which can generate **dark current**
- The dark current distribution depends on the **type** and **distribution** of the **radiation-induced defects**
- Identifying the defects generated by **each type of interaction** could help **predicting the dark current increase** for various particles

- **Space** and **nuclear particles** can **degrade** the performance of **CMOS image sensors (CIS)**
- They produce **displacement damage** by **coulomb** or **nuclear interactions** and create **silicon bulk defects** which can generate **dark current**
- The dark current distribution depends on the **type** and **distribution** of the **radiation-induced defects**

In this work, the **dark current spectroscopy** is tested on **neutron, proton** and **ion** irradiated CIS to **identify the defects** generated by **coulomb** and **nuclear interactions**

The dark current spectroscopy

- Hypothesis: to **each type of silicon bulk defect** corresponds a given **generation rate** (Shockley Read Hall):

$$U = \frac{\sigma v_{th} n_i}{2 \cosh\left(\frac{|E_t - E_i|}{kT}\right)}$$

The dark current spectroscopy

- Hypothesis: to **each type of silicon bulk defect** corresponds a given **generation rate** (Shockley Read Hall):

$$U = \frac{\sigma v_{th} n_i}{2 \cosh\left(\frac{|E_t - E_i|}{kT}\right)}$$

- If each pixel contains a maximum of **one radiation-induced bulk defect**:
 - The generation rate of **individual defects** can be measured

The dark current spectroscopy

- Hypothesis: to **each type of silicon bulk defect** corresponds a given **generation rate** (Shockley Read Hall):

$$U = \frac{\sigma v_{th} n_i}{2 \cosh\left(\frac{|E_t - E_i|}{kT}\right)}$$

- If each pixel contains a maximum of **one radiation-induced bulk defect**:
 - The generation rate of **individual defects** can be measured
 - Pixels which contain **similar defects** have a **similar dark current increase** after irradiation

The dark current spectroscopy

- Hypothesis: to **each type of silicon bulk defect** corresponds a given **generation rate** (Shockley Read Hall):

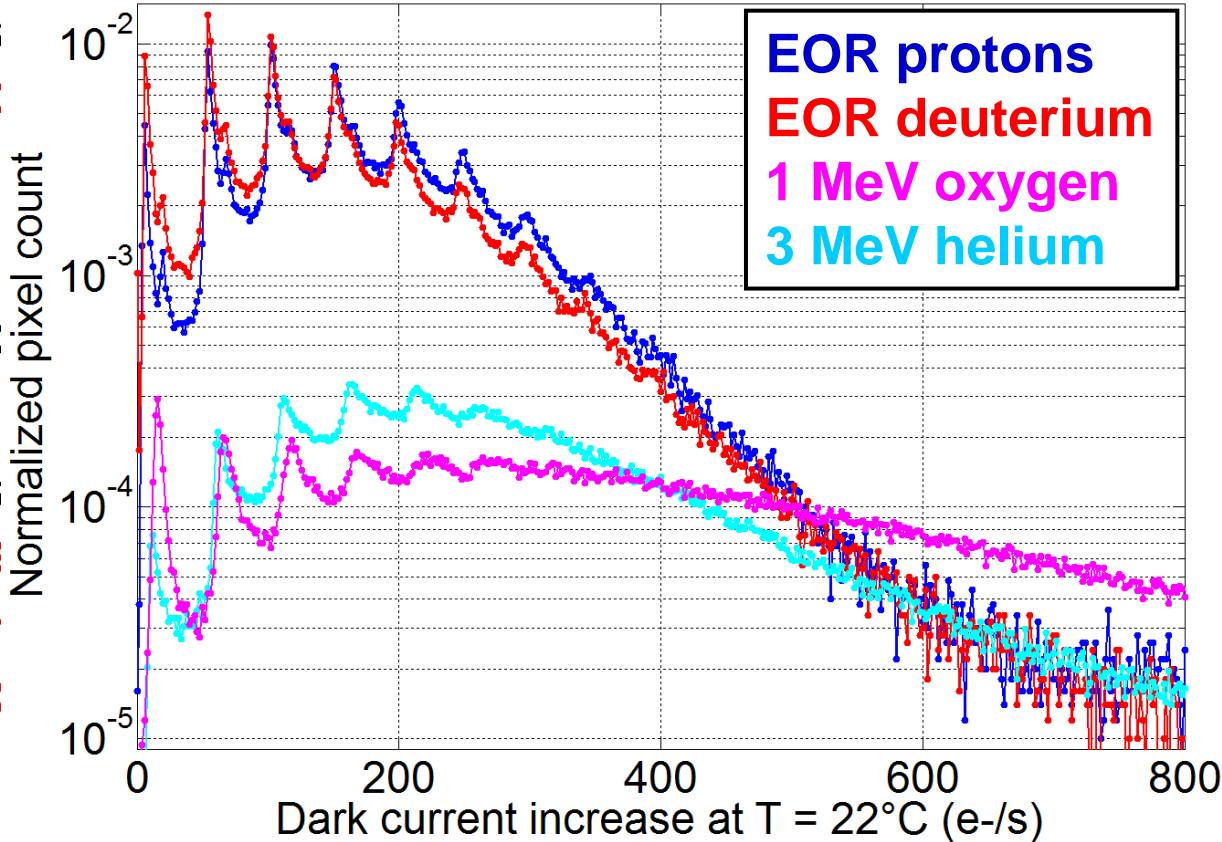
$$U = \frac{\sigma v_{th} n_i}{2 \cosh\left(\frac{|E_t - E_i|}{kT}\right)}$$

- If each pixel contains a maximum of **one radiation-induced bulk defect**:
 - The generation rate of **individual defects** can be measured
 - Pixels which contain **similar defects** have a **similar dark current increase** after irradiation
 - The **main radiation-induced defects** are detected by the presence of **dark current peaks** in the dark current distribution

The dark current spectroscopy

- Hypothesis
generative

- If each pixel:
 - The gain
 - Pixels **increase**
 - The **dark current**



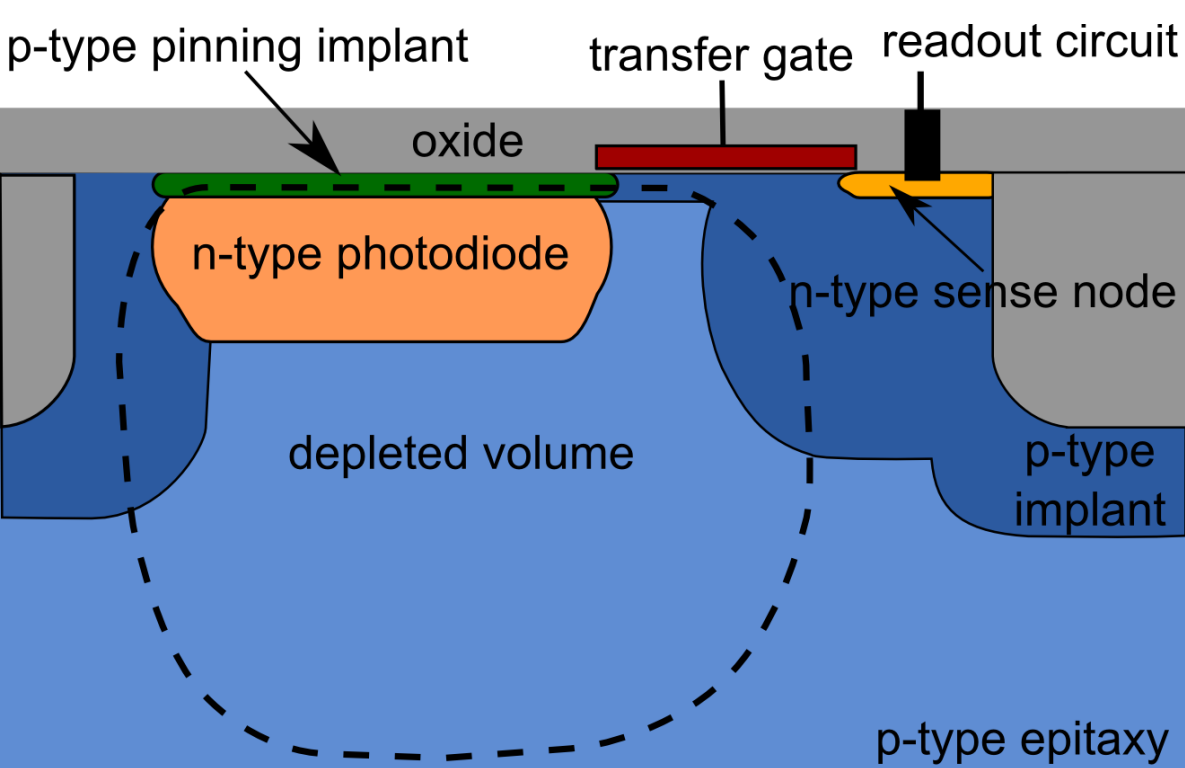
a given

bulk defect:

and

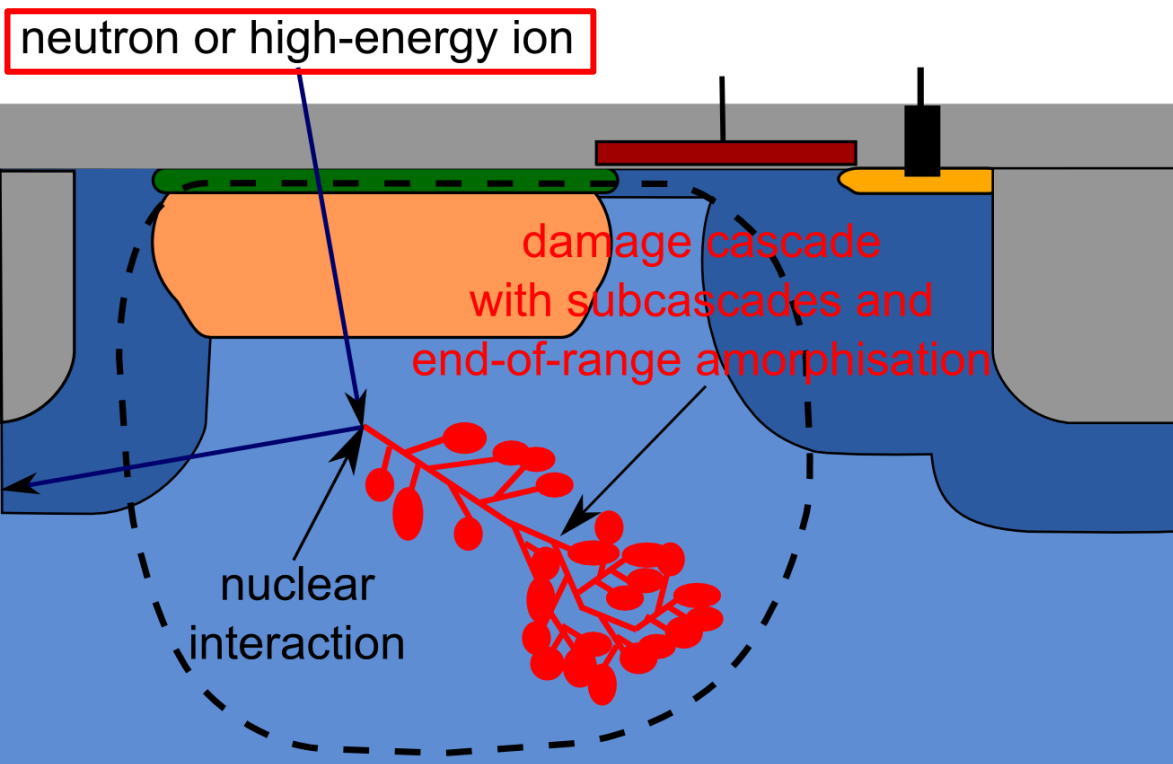
current

presence of



- 512 x 512 pixels
- 7 μm pixel pitch
- Pinned photodiode
- Low intrinsic dark current (6 e-/s @ 22°C)

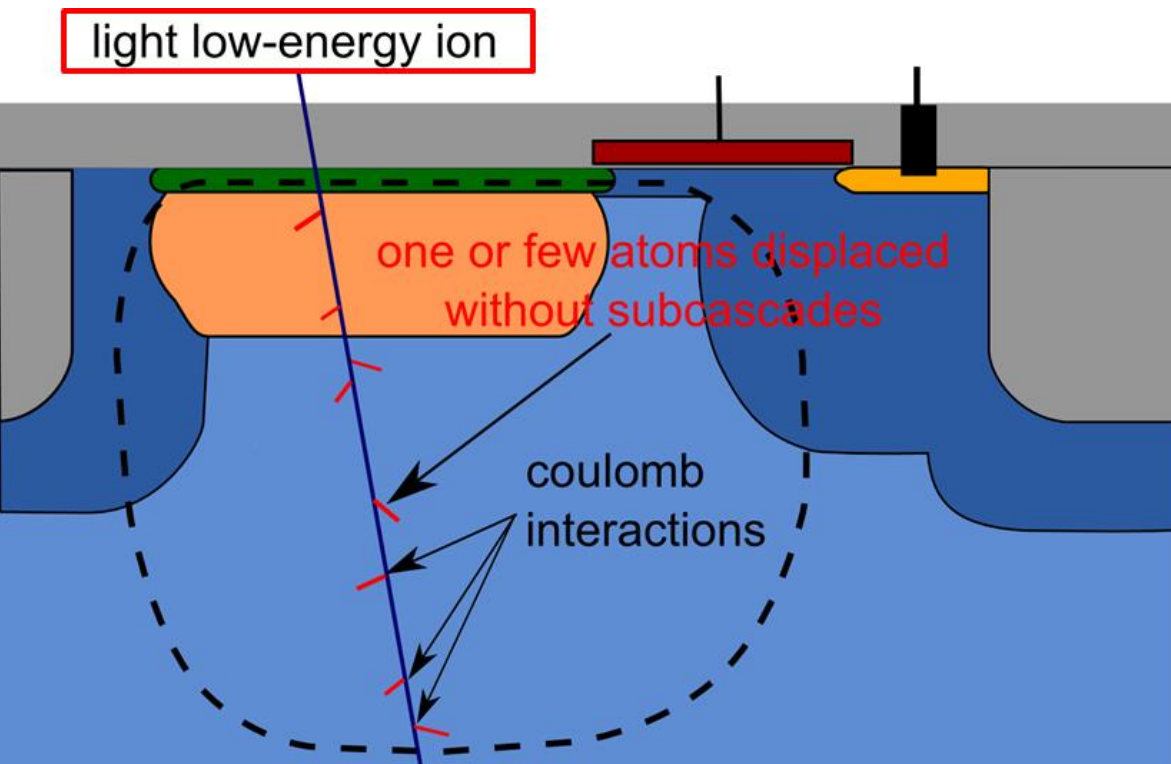
Neutrons and high-energy ions: nuclear interactions



- Nuclear (elastic, inelastic):
high energy silicon PKA
(~ 100 keV)
⇒ **dense** damage

PKA = Primary Knock-on Atom (primary recoil)

Low energy light ions: low NIEL coulomb interactions

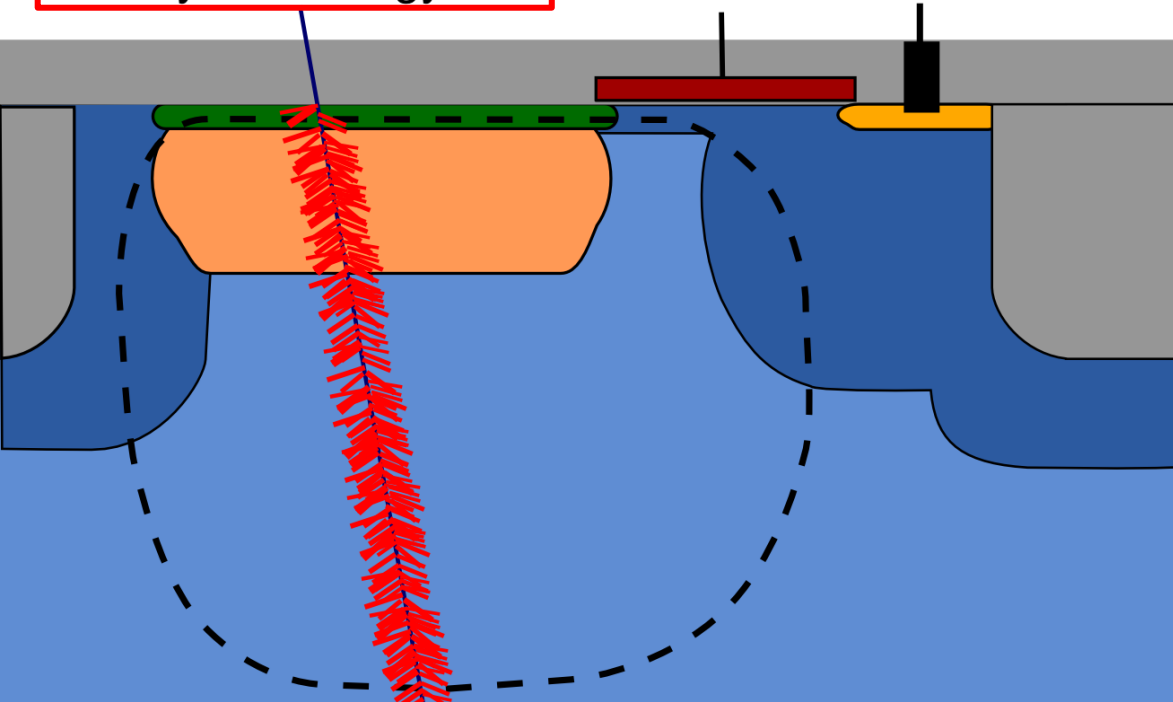


- Nuclear (elastic, inelastic): **high energy silicon PKA** (~ 100 keV)
⇒ **dense** damage
- Low NIEL coulomb: **low energy PKA** (~ 100 eV) which are **well separated**
⇒ **sparse** damage

PKA = Primary Knock-on Atom (primary recoil)

Low energy heavy ions: high NIEL coulomb interactions

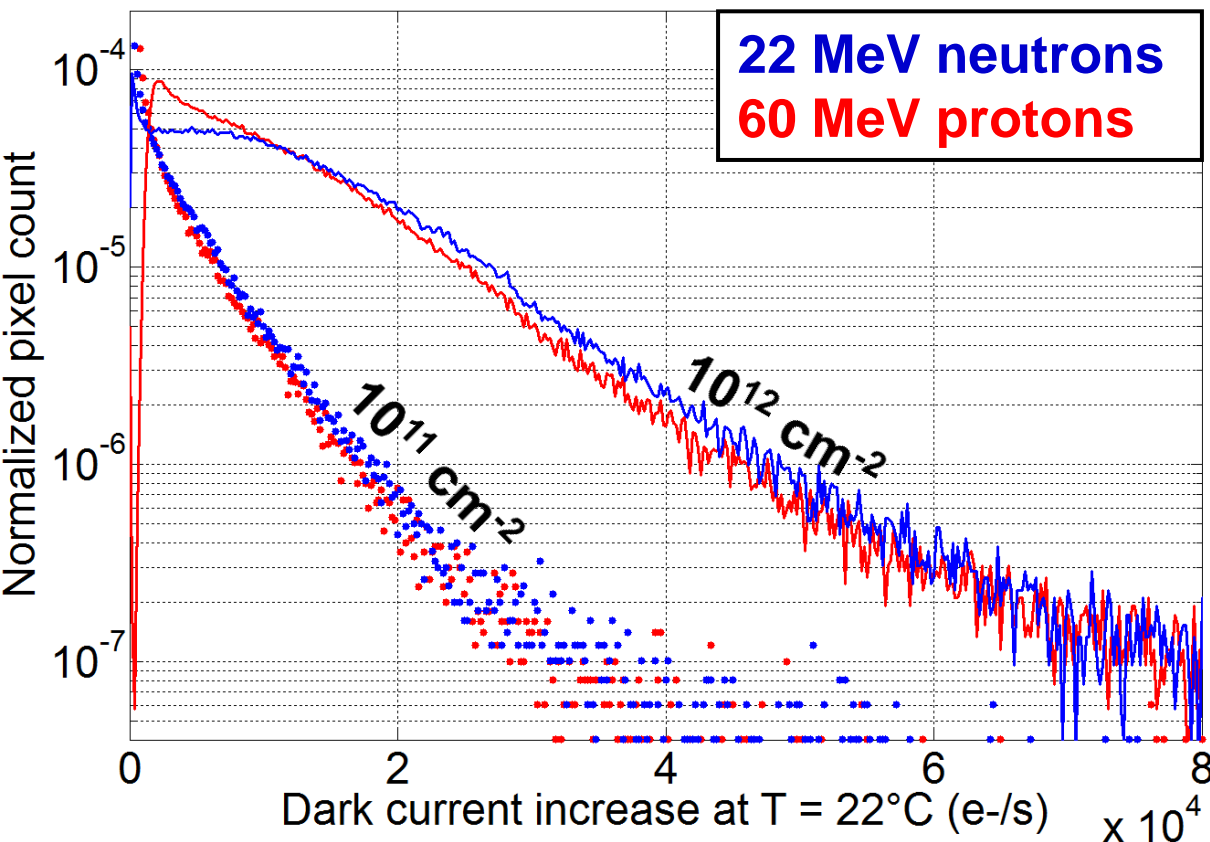
heavy low-energy ion



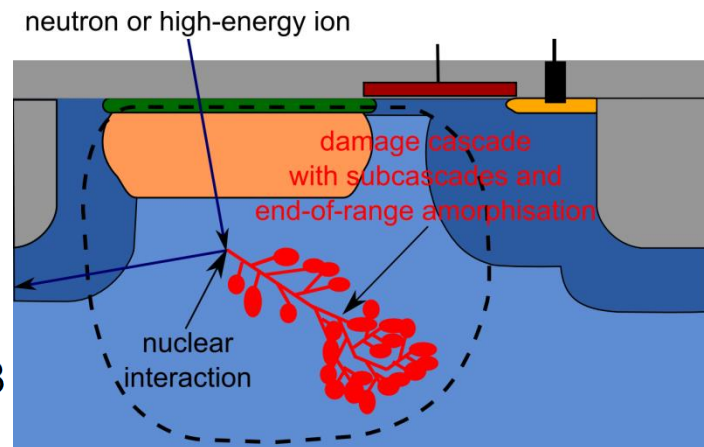
PKA = Primary Knock-on Atom (primary recoil)

- Nuclear (elastic, inelastic): **high energy silicon PKA** (~ 100 keV)
⇒ **dense** damage
- Low NIEL coulomb: **low energy PKA** (~ 100 eV) which are **well separated**
⇒ **sparse** damage
- High NIEL coulomb: **low energy PKA** but **very close to each other**
⇒ **dense** damage

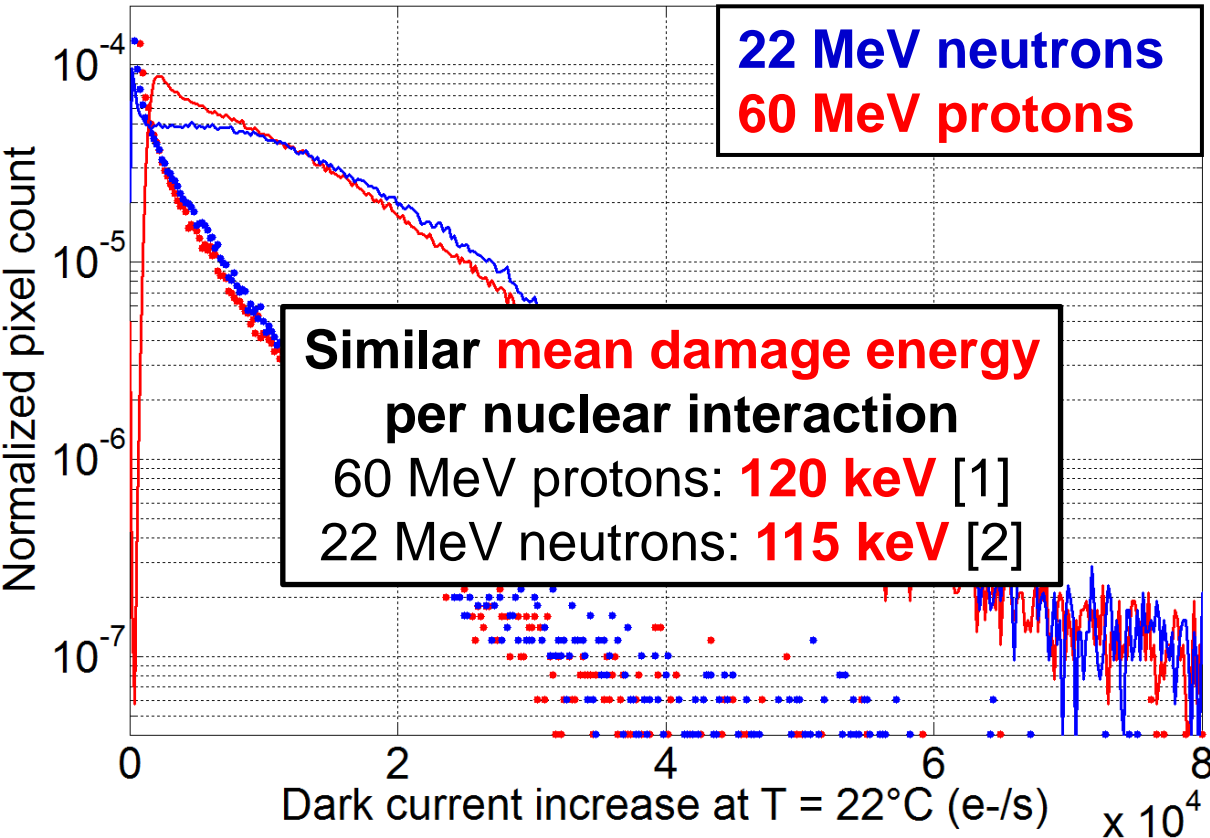
Nuclear interactions: Exponential hot pixel tail



- **Exponential hot pixel tail** (several 10,000 e^-/s) with **many hot pixels**



Nuclear interactions: Exponential hot pixel tail

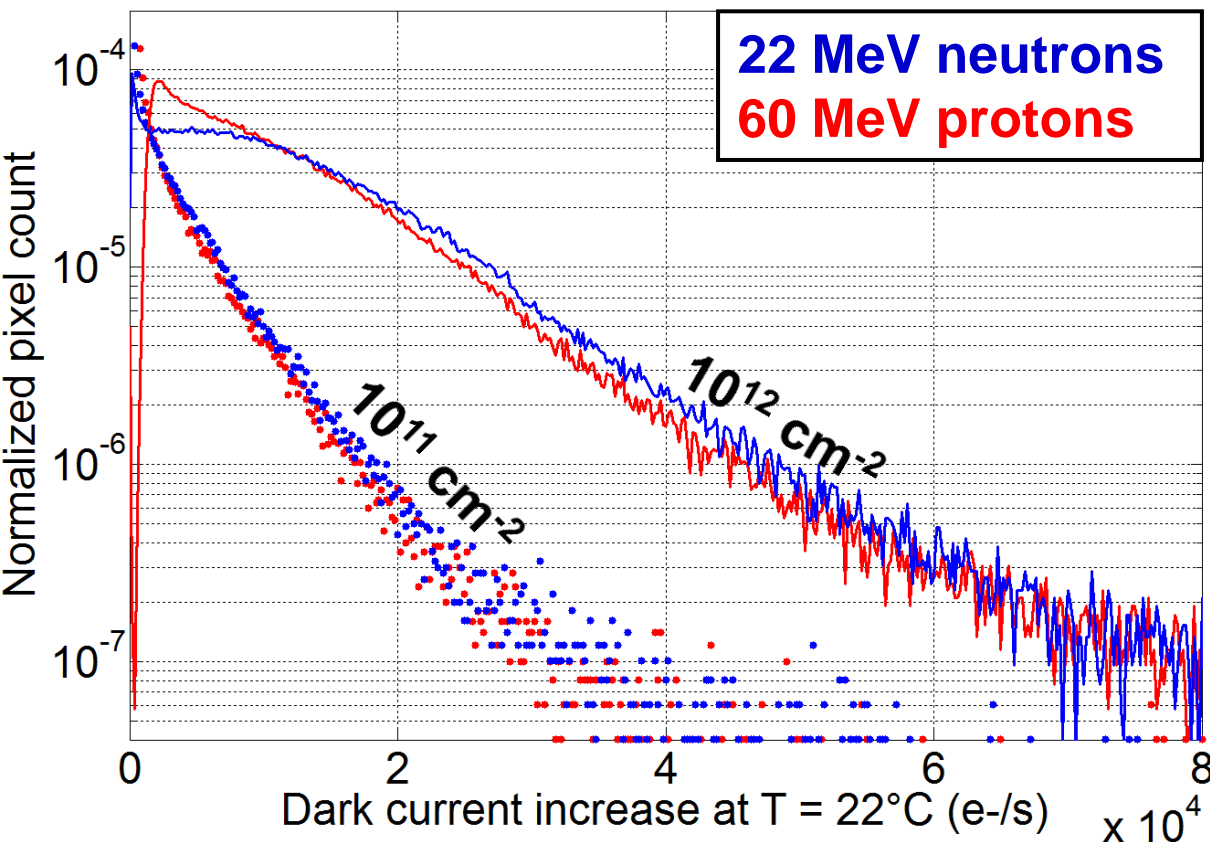


- **Exponential hot pixel tail** (several 10,000 e-/s) with **many hot pixels**
- Similar **exponential mean** for neutrons and protons ($4.3 \cdot 10^3$ e-/s)

[1] Dale et al., IEEE TNS, 1994.

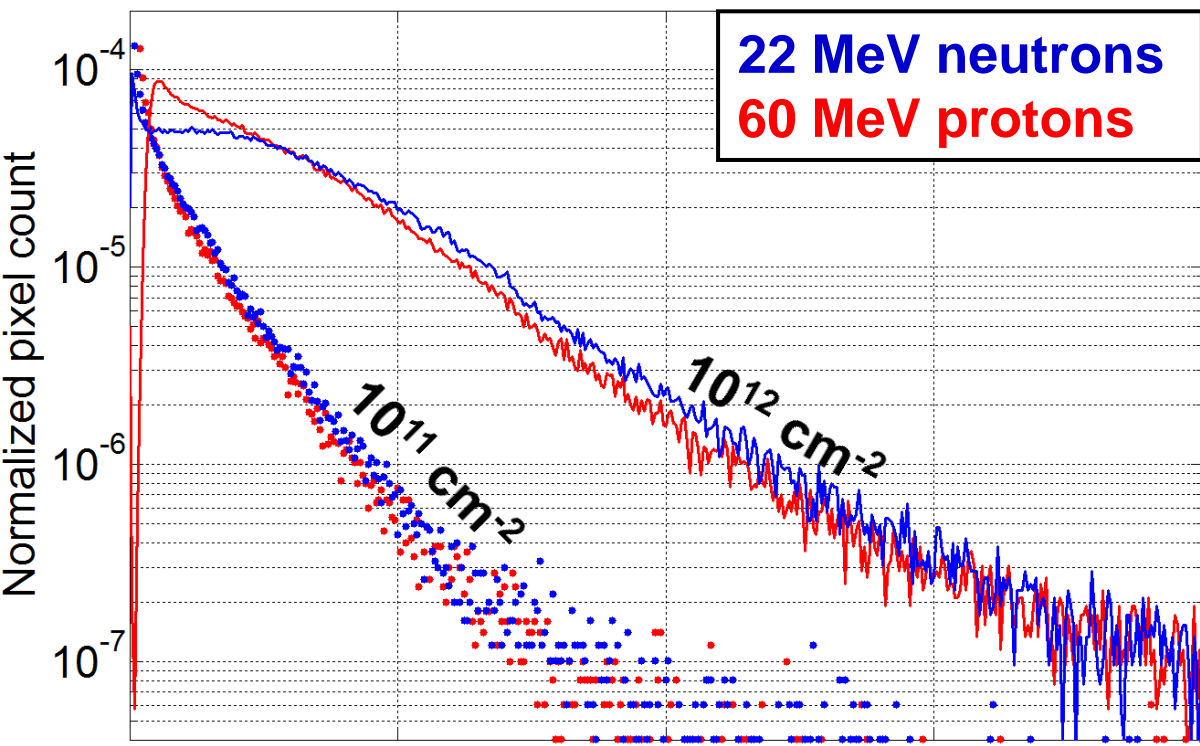
[2] Srour et al., IEEE TNS, 1986. 4

Nuclear interactions: Exponential hot pixel tail



- **Exponential hot pixel tail** (several 10,000 e^-/s) with **many hot pixels**
- Similar **exponential mean** for neutrons and protons ($4.3 \cdot 10^3 \text{ e}^-/\text{s}$)
- Similar number of hot pixels at similar fluence due to **similar nuclear NIEL**
 - Neutrons: $4.0 \text{ keVcm}^2/\text{g}$
 - Protons: $2.7 \text{ keVcm}^2/\text{g}$

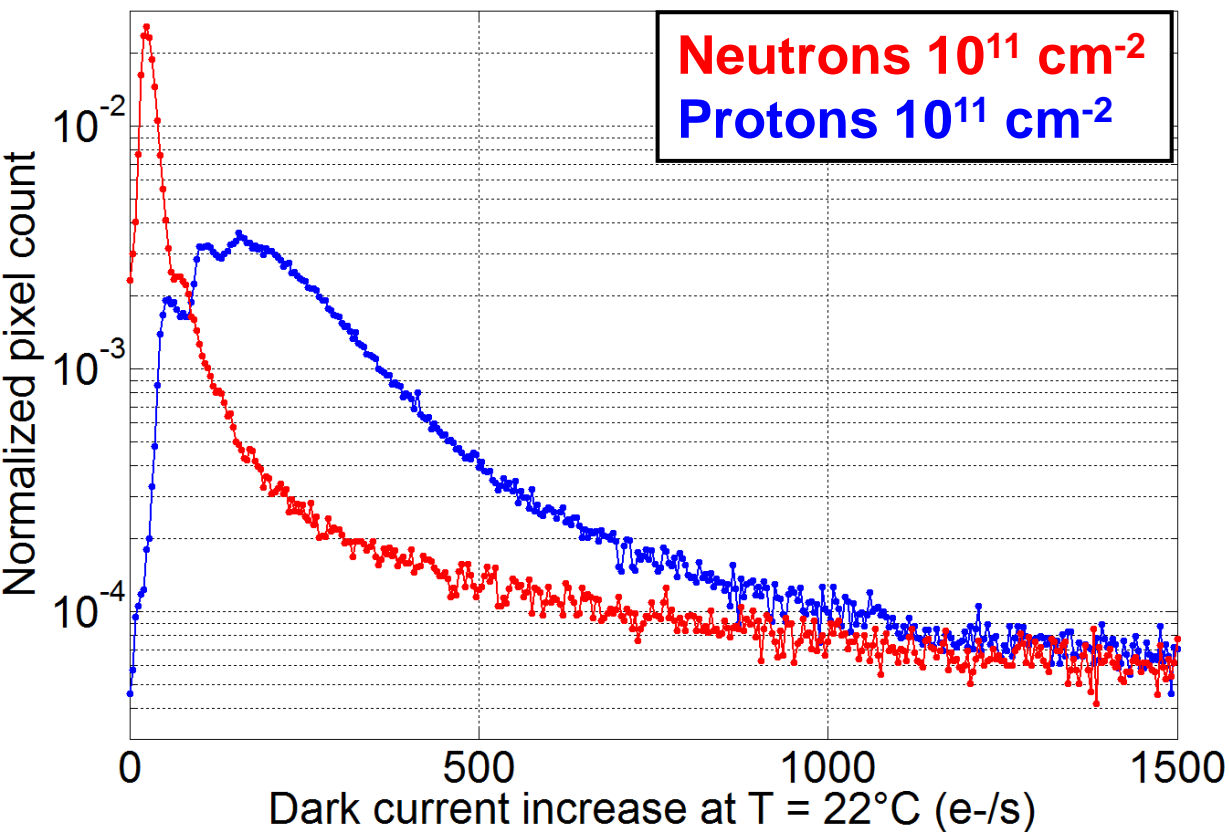
Nuclear interactions: Exponential hot pixel tail



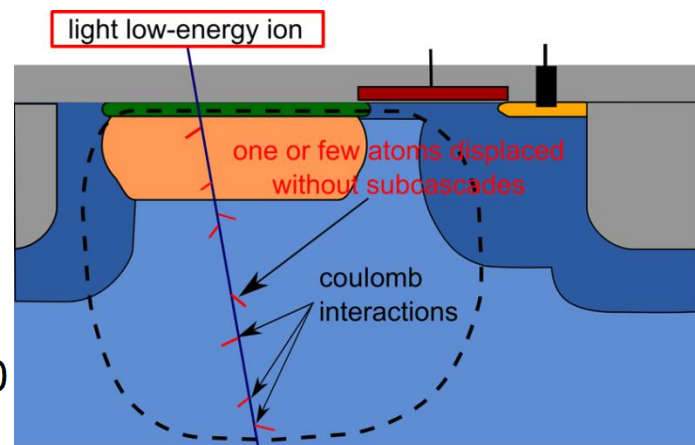
- **Exponential hot pixel tail** (several 10,000 e⁻/s) with **many hot pixels**
- Similar **exponential mean** for neutrons and protons ($4.3 \cdot 10^3 \text{ e}^-/\text{s}$)
- Similar number of hot pixels at similar fluence due to **similar nuclear NIEL**
- Neutrons: $4.0 \text{ keVcm}^2/\text{g}$

Nuclear interactions ⇒ high dark current exponential hot pixel tail

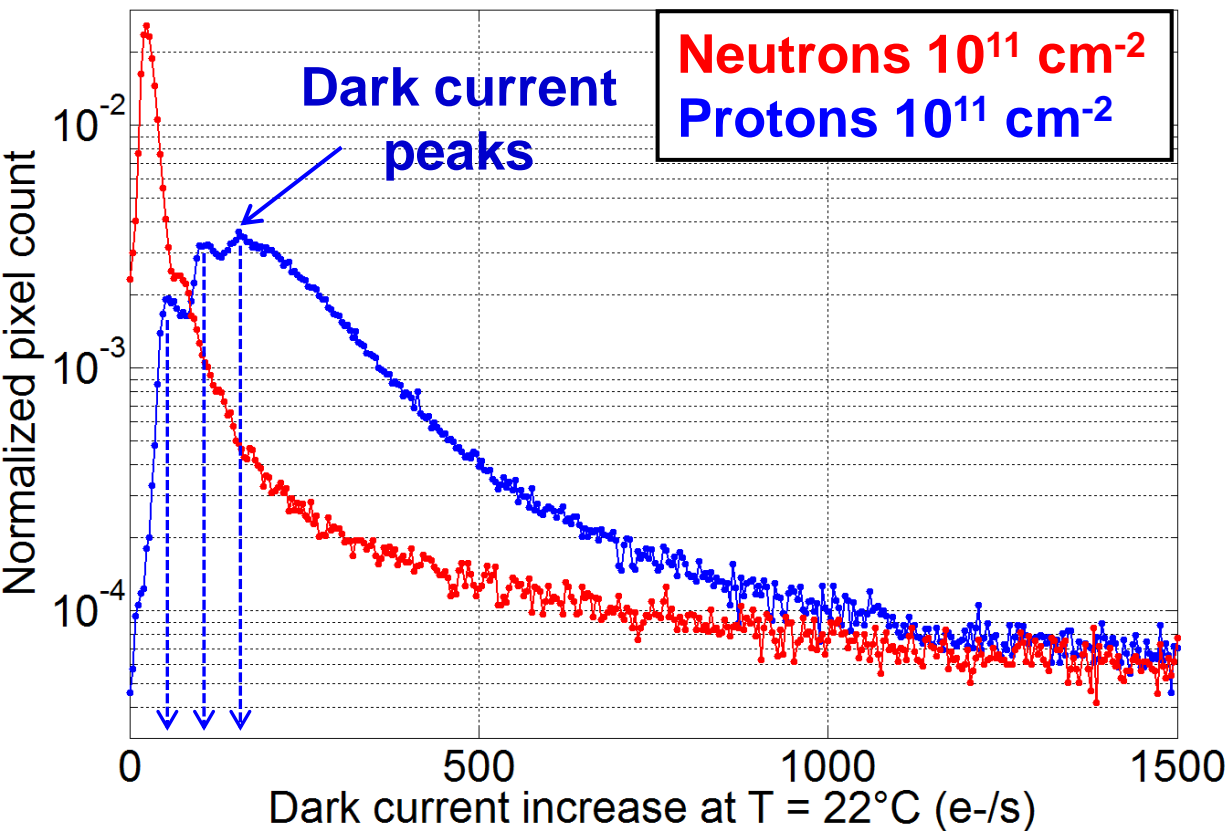
Low NIEL coulomb interactions: dark current peaks



- More pixels with **small dark current increases** (few 100 e-/s) for protons

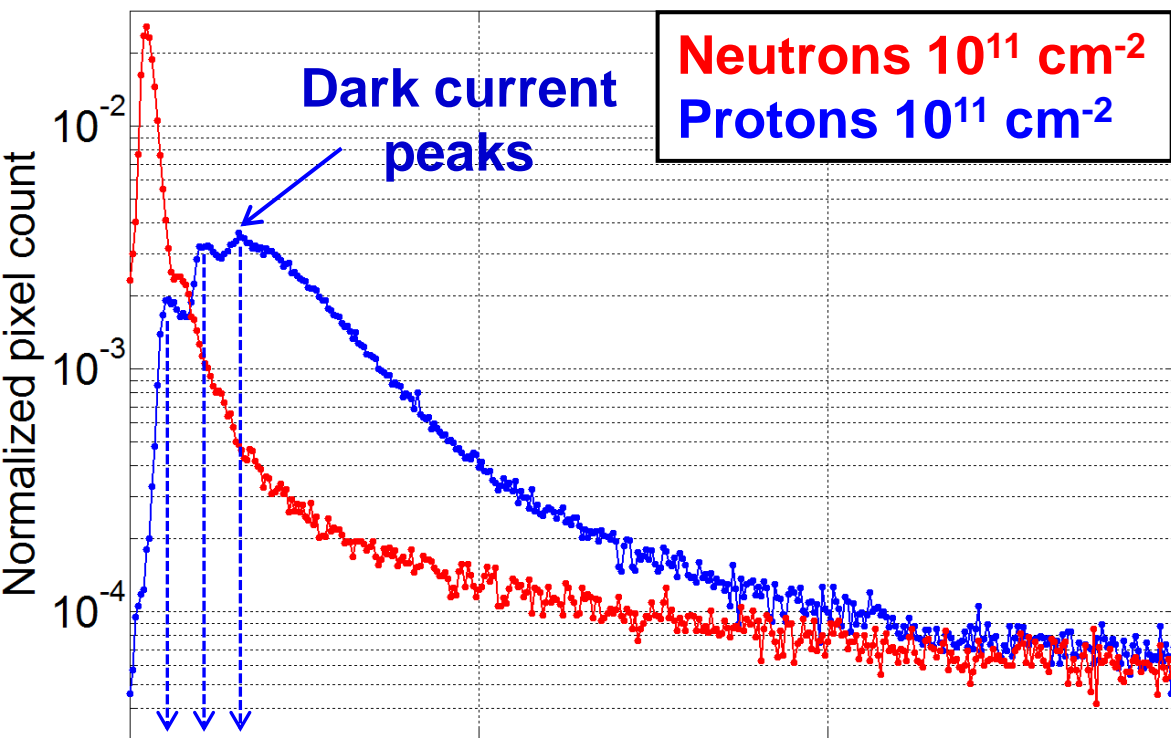


Low NIEL coulomb interactions: dark current peaks



- More pixels with **small dark current increases** (few 100 e-/s) for protons
 - Dark current peaks separated by 50 e-/s
- ⇒ **specific point defects** with generation rate of **50 e-/s**

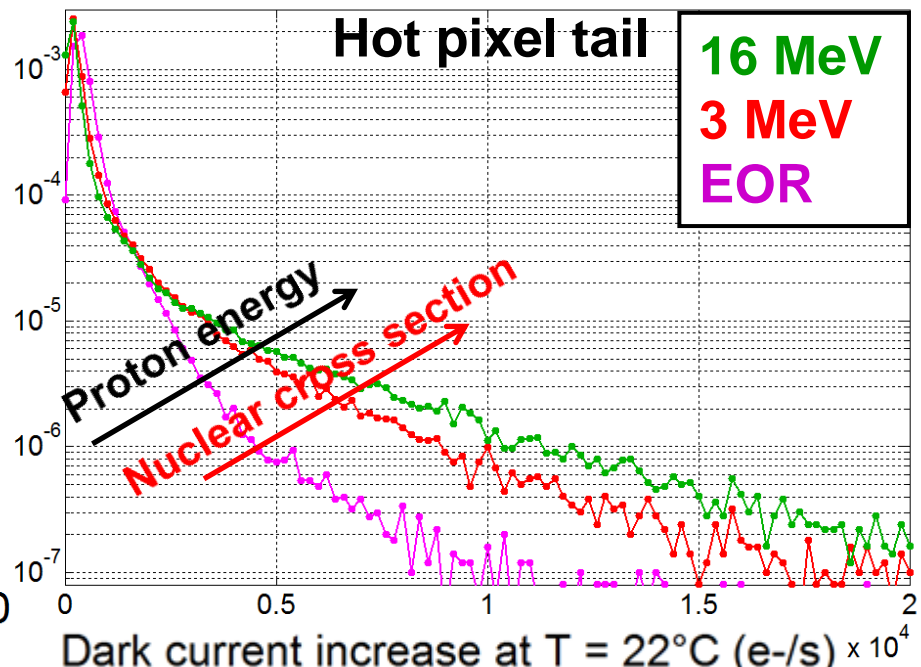
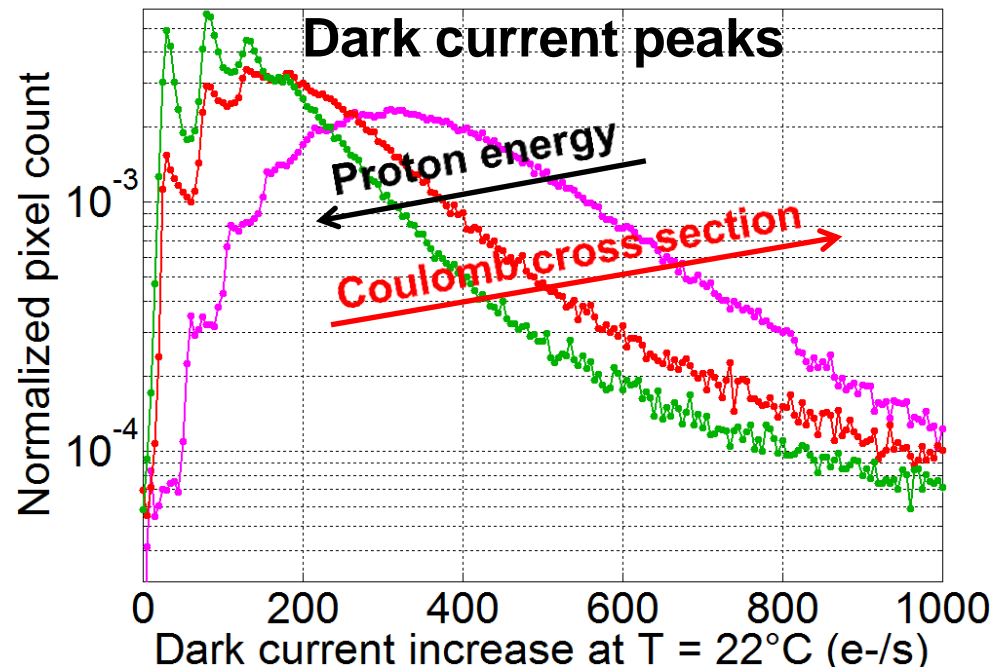
Low NIEL coulomb interactions: dark current peaks



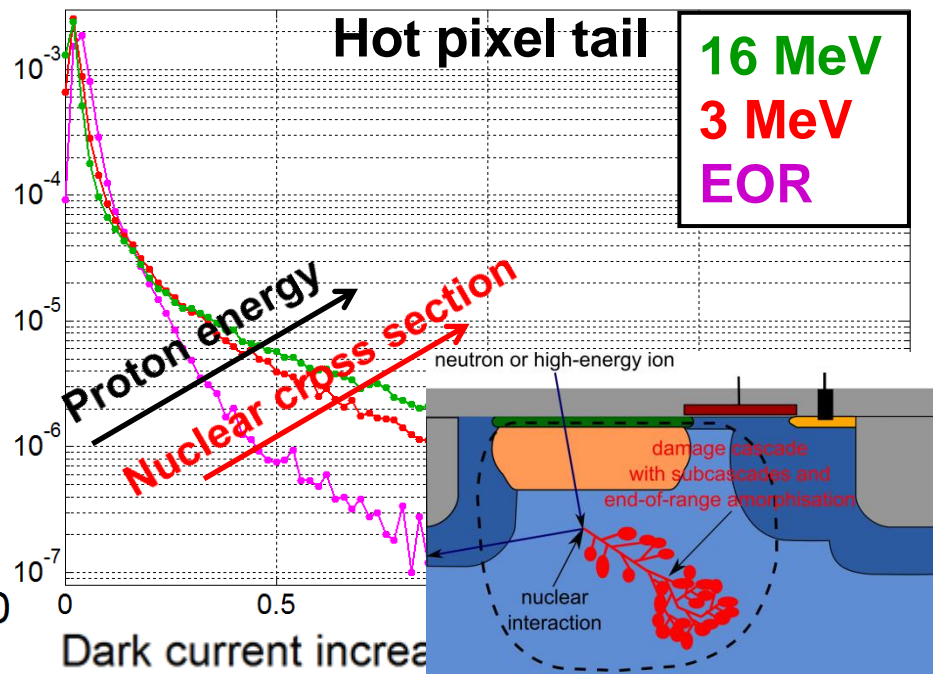
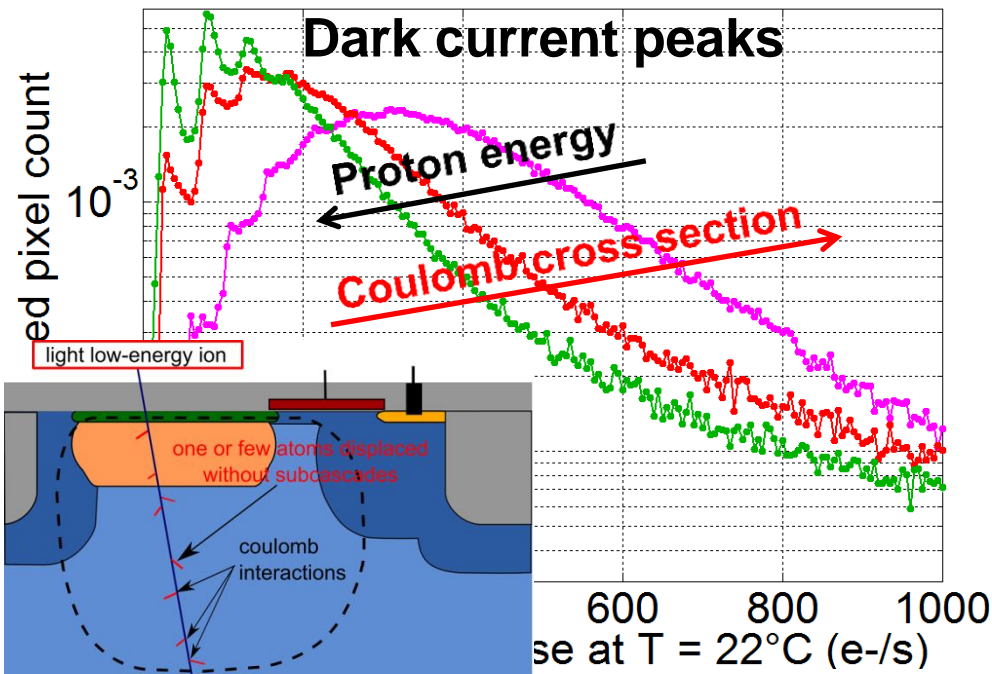
- More pixels with **small dark current increases** (few 100 e-/s) for protons
- Dark current peaks separated by 50 e-/s
 ⇒ **specific point defects** with generation rate of **50 e-/s**
 ⇒ generated by **coulomb interactions** (only for protons)

Low NIEL coulomb interactions ⇒ dark current peaks (point defects)

Effect of the coulomb and nuclear cross section



Effect of the coulomb and nuclear cross section



Low NIEL coulomb interactions



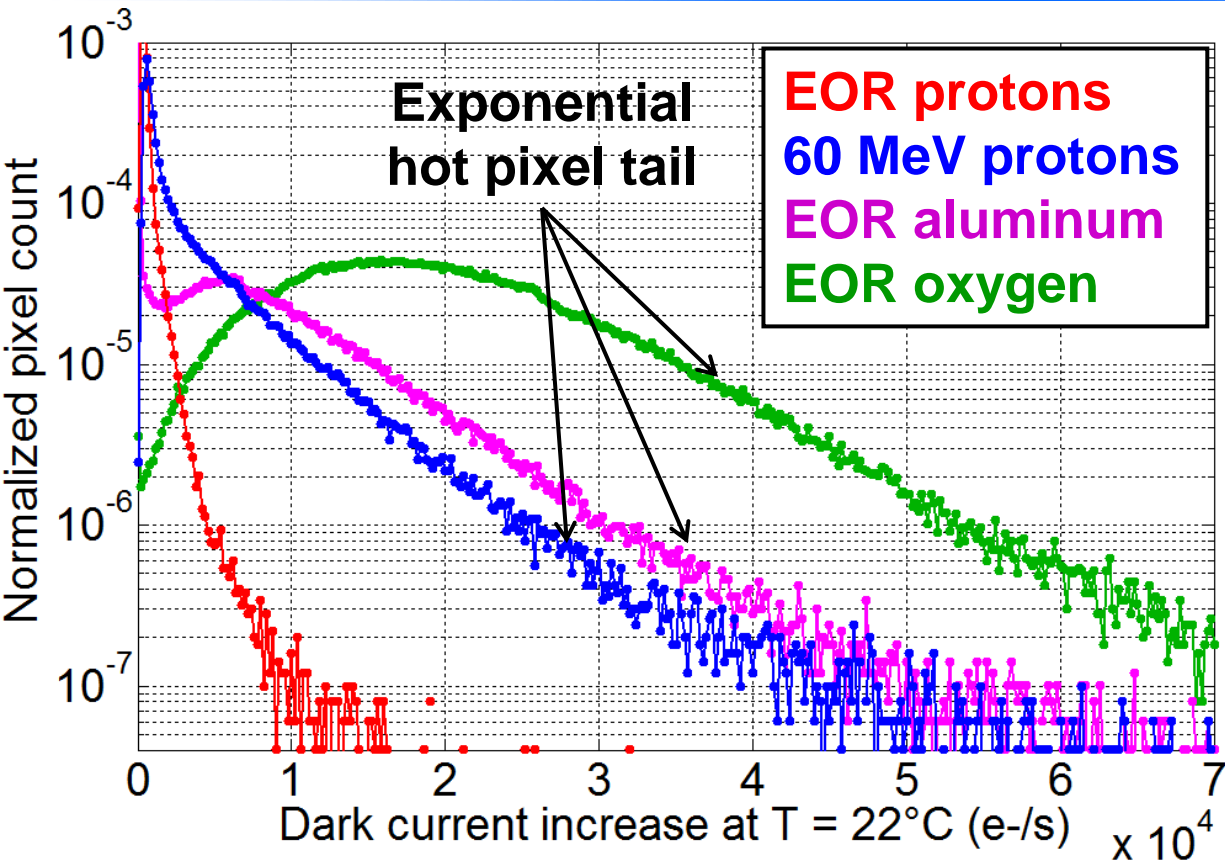
Dark current peaks

Nuclear interactions

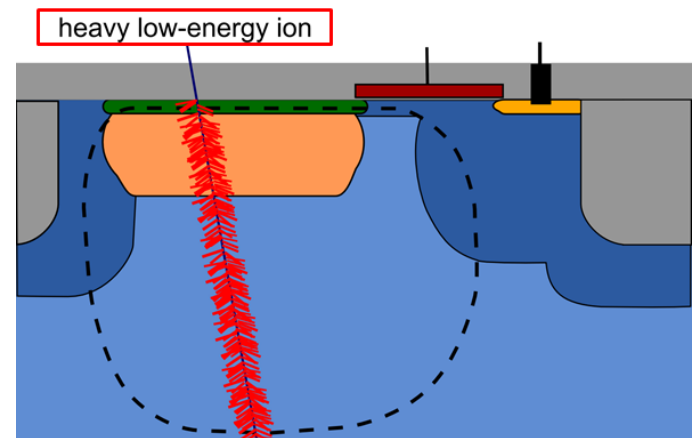


Exponential hot pixel tail

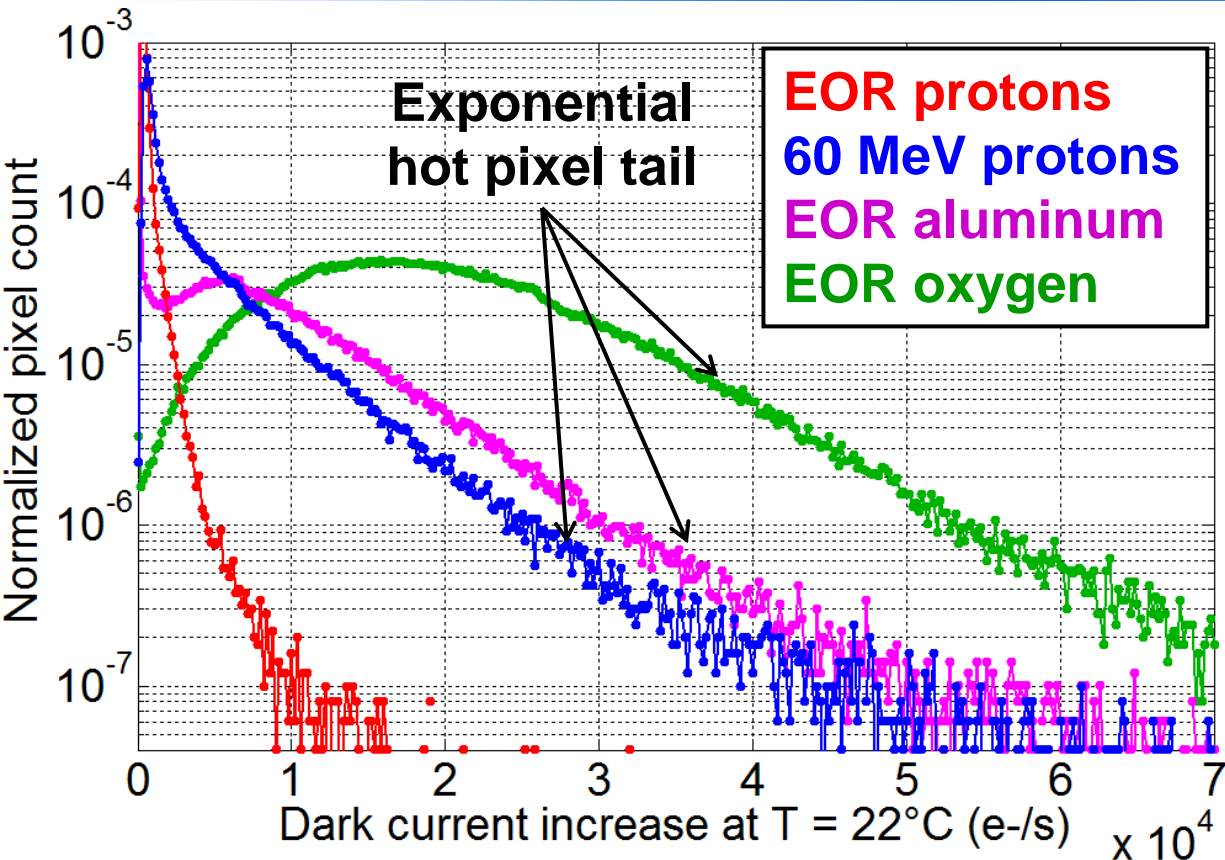
High NIEL coulomb interactions: exponential hot pixel tail



- EOR heavy ions (oxygen and aluminum):
- exponential hot pixel tail

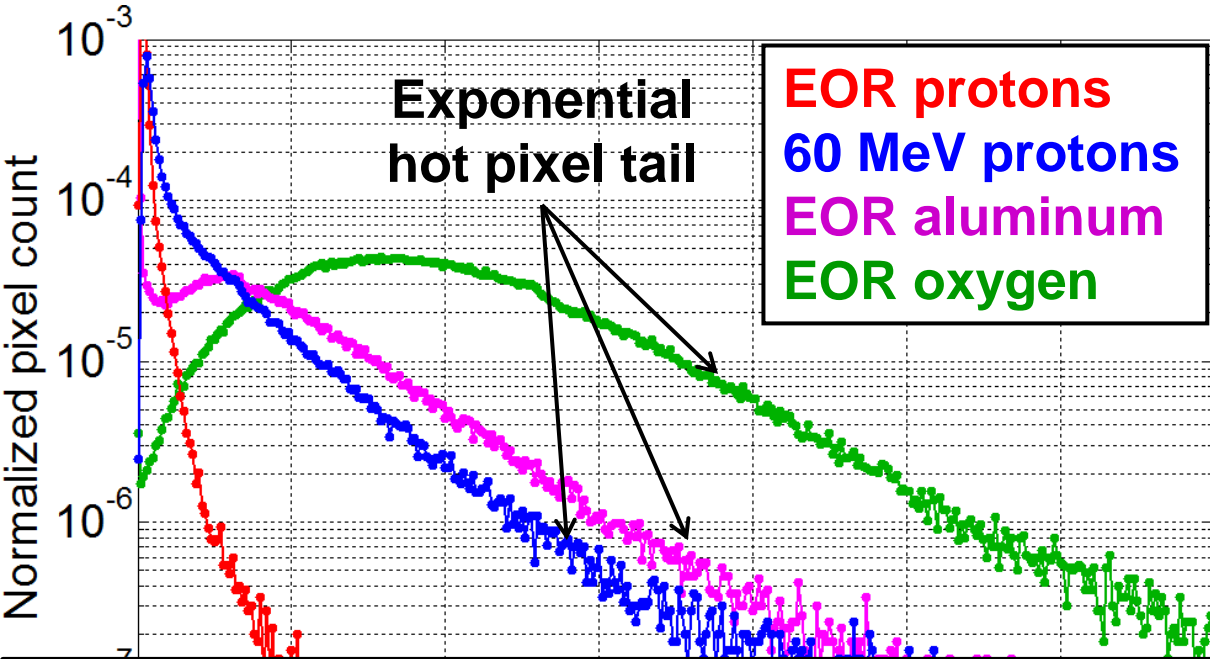


High NIEL coulomb interactions: exponential hot pixel tail



- EOR heavy ions (oxygen and aluminum):
 - exponential hot pixel tail
 - similar slope than 60 MeV protons (nuclear interactions)

High NIEL coulomb interactions: exponential hot pixel tail



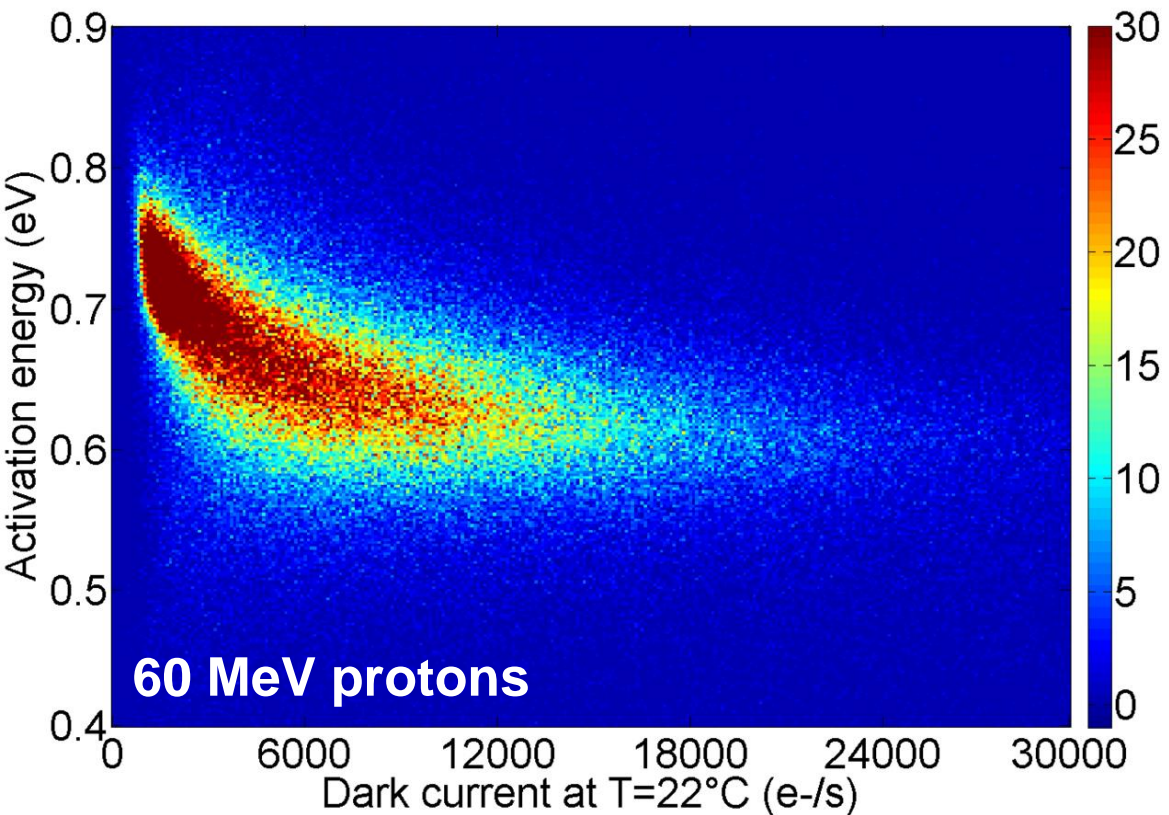
- EOR heavy ions (oxygen and aluminum):
 - exponential hot pixel tail
 - similar slope than 60 MeV protons (nuclear interactions)

Dense damage (nuclear interactions or high NIEL coulomb interactions)



Exponential hot pixel tail

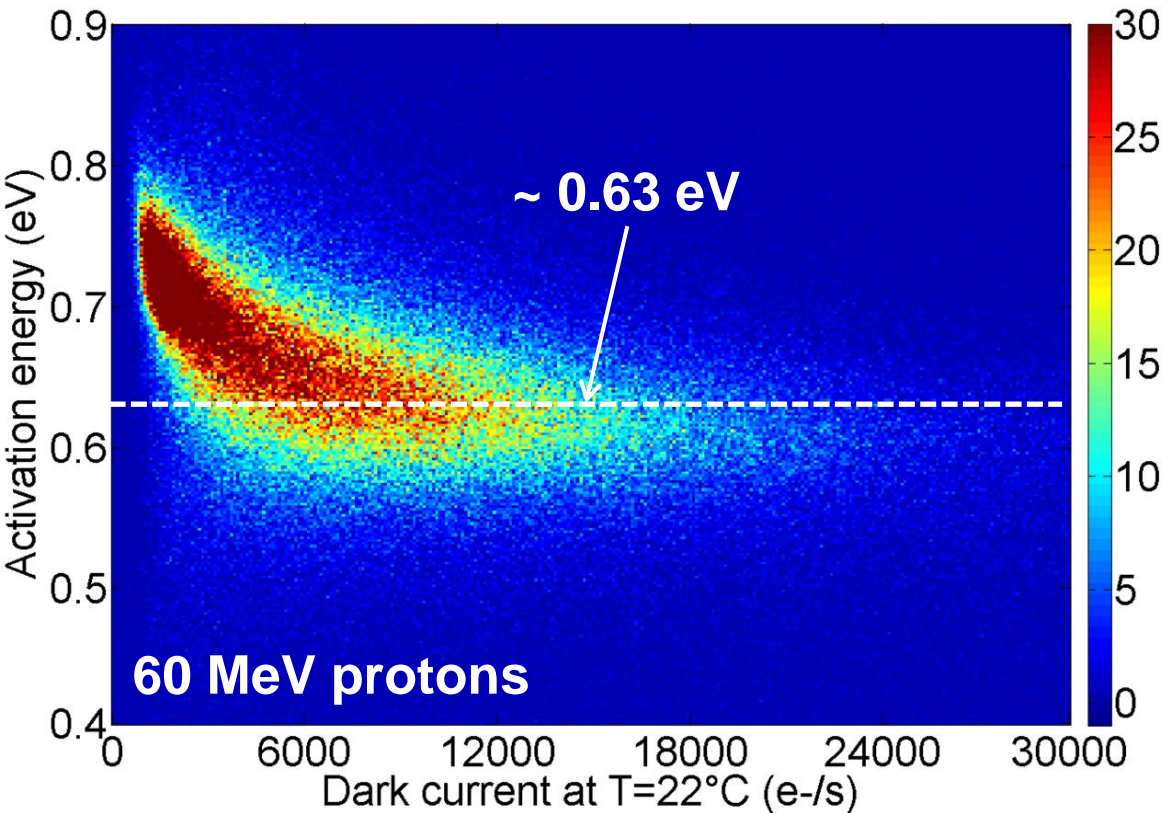
Dark current activation energy of the exponential hot pixel tail



$$I_{\text{dark}} \approx A \exp\left(-\frac{qE_a}{kT}\right)$$

$$E_a \approx |E_t - E_i| + 0.63 \text{ eV}$$

Dark current activation energy of the exponential hot pixel tail

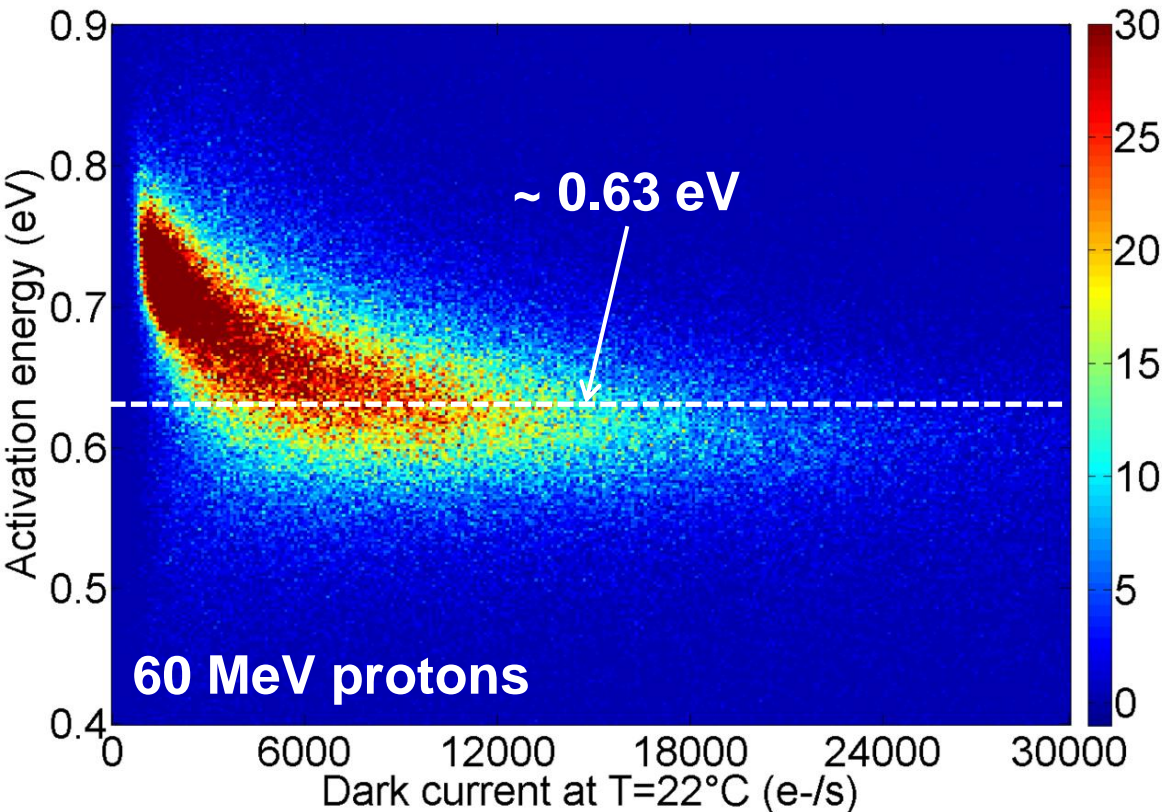


$$I_{\text{dark}} \approx A \exp\left(-\frac{qE_a}{kT}\right)$$

$$E_a \approx |E_t - E_i| + 0.63 \text{ eV}$$

- High dark current: **0.63 eV**
⇒ **midgap energy levels**

Dark current activation energy of the exponential hot pixel tail



$$I_{\text{dark}} \approx A \exp\left(-\frac{qE_a}{kT}\right)$$

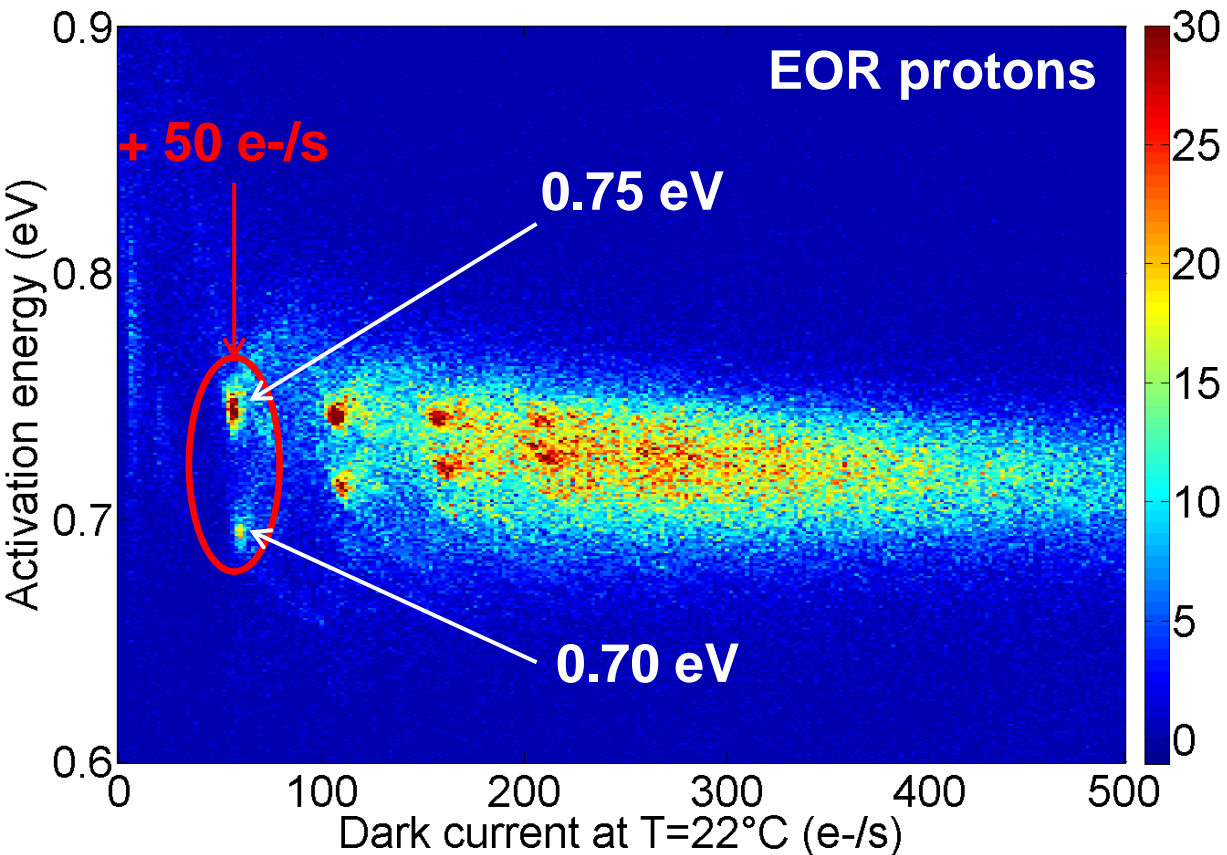
$$E_a \approx |E_t - E_i| + 0.63 \text{ eV}$$

- High dark current: **0.63 eV**
⇒ **midgap energy levels**
- Smooth hot pixel tail
⇒ **various generation rates**
⇒ **many possible structures**



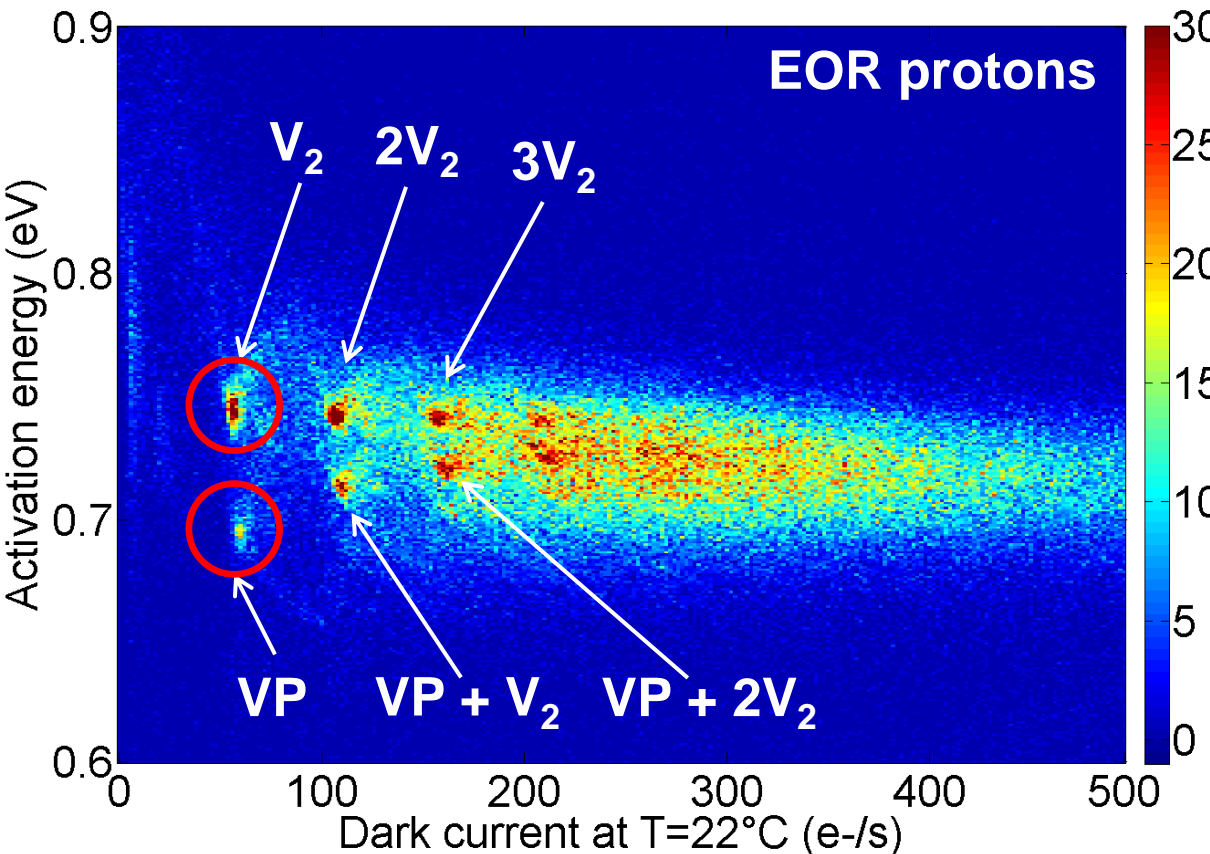
Clusters?
Amorphous inclusions?

Dark current activation energy of the dark current peaks



- First dark current peak (**+50 e-/s**):
- ⇒ Two possible activation energies: **0.70** and **0.75 eV**

Dark current activation energy of the dark current peaks

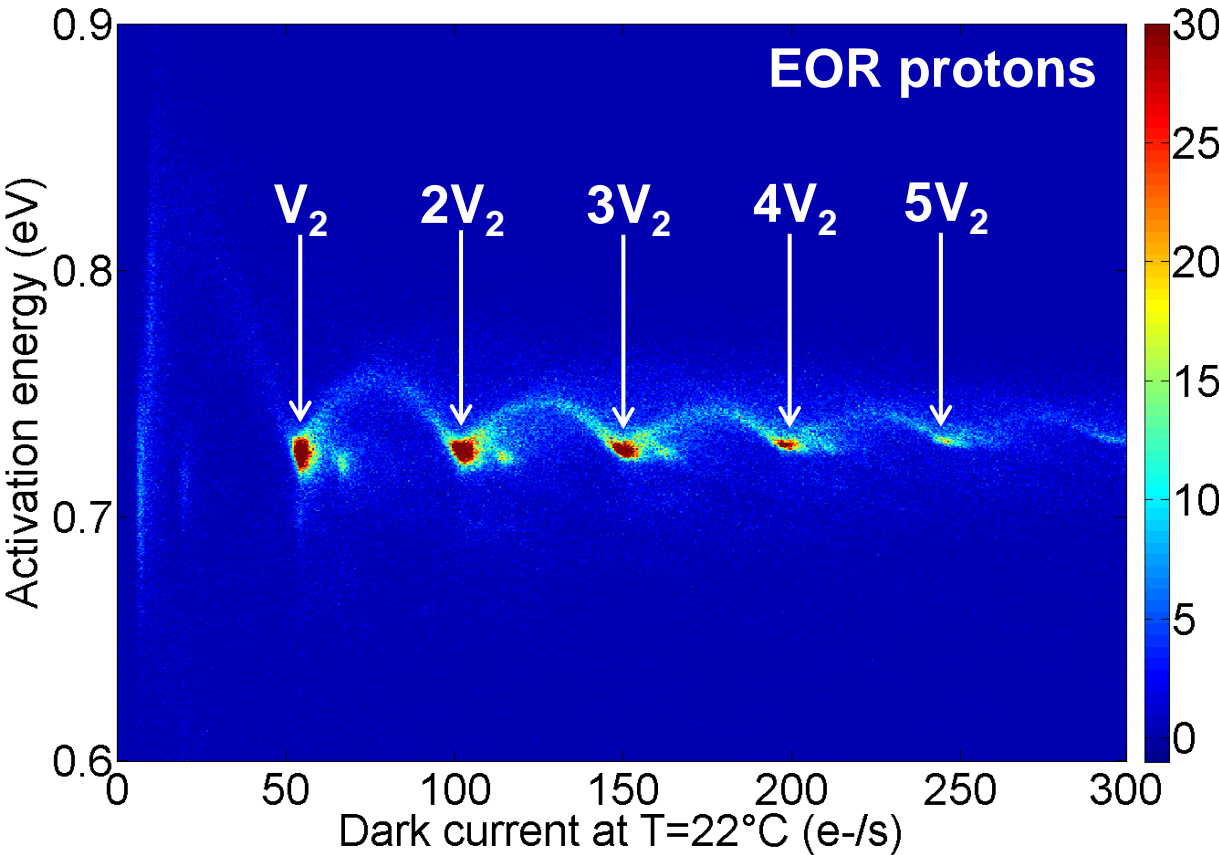


- First dark current peak (**+50 e-/s**):
- ⇒ Two possible activation energies: **0.70** and **0.75 eV**
- ⇒ **Two different defects**
- **$E_A \approx 0,75$ eV**
- ⇒ $|E_t - E_i| \approx 0,12$ eV ⇒ **V_2**
- **$E_A \approx 0,70$ eV:**
- ⇒ $|E_t - E_i| \approx 0,07$ eV ⇒ **VP**

[1] Tivarus et al., IEEE TNS, 2008.

[2] M. Moll, PhD thesis, 1999.

Dark current activation energy after 200°C annealing



- VP anneals below 200°C
- V_2 is stable at 200°C

[1] Tivarus et al., IEEE TNS, 2008.

[2] M. Moll, PhD thesis, 1999.

Summary

- The effect of **coulomb** and **nuclear interactions** on the dark current distribution have been dissociated:

Summary

- The effect of **coulomb** and **nuclear interactions** on the dark current distribution have been dissociated:
 - Low NIEL coulomb interactions:
 - **Sparse** displacement damage
 - Mainly dark current peaks (few 100 e⁻/s) and few hot pixels

Summary

- The effect of **coulomb** and **nuclear interactions** on the dark current distribution have been dissociated:
 - **Low NIEL coulomb interactions**:
 - **Sparse** displacement damage
 - Mainly **dark current peaks (few 100 e⁻/s)** and few hot pixels
 - **Nuclear interactions** or **high NIEL coulomb interactions**:
 - **Dense** displacement damage
 - **Exponential hot pixel tail** with many hot pixels (**few 10,000 e⁻/s**)

- The effect of **coulomb** and **nuclear interactions** on the dark current distribution have been dissociated:
 - **Low NIEL coulomb interactions**:
 - **Sparse** displacement damage
 - Mainly **dark current peaks (few 100 e-/s)** and few hot pixels
 - **Nuclear interactions** or **high NIEL coulomb interactions**:
 - **Dense** displacement damage
 - **Exponential hot pixel tail** with many hot pixels (**few 10,000 e-/s**)
- The **main radiation-induced defects** depend on the **damage density**:
 - **Sparse** displacement damage: **point defects** such as **V₂** and **VP**
 - **Clustered** displacement damage: **midgap defects** such as **clusters**

DE LA RECHERCHE À L'INDUSTRIE

cea



ISAE



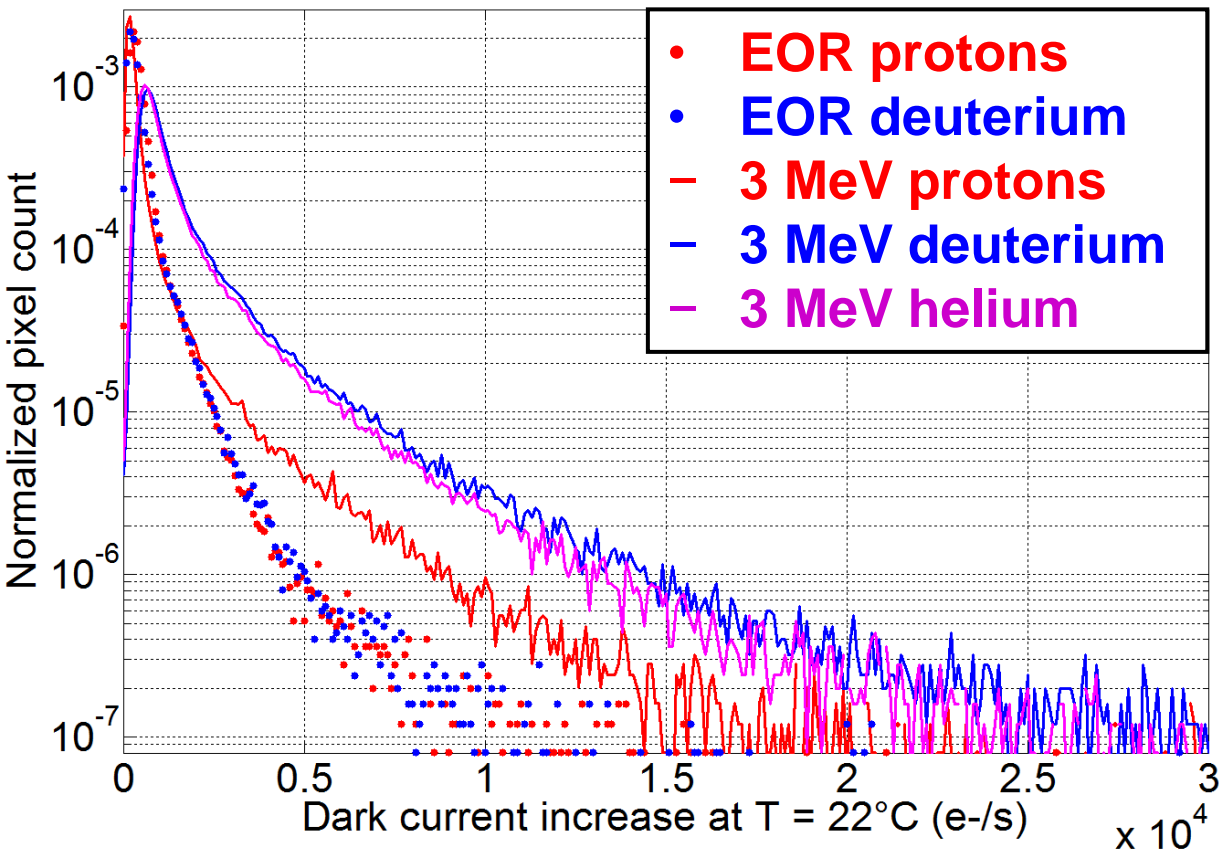
Institut Supérieur de l'Aéronautique et de l'Espace

SUPAERO



Thank you for your attention!

J.-M. Belloir, V. Goiffon, P.Magnan, ISAE-SUPAERO, Toulouse, France,
C. Virmontois, O. Gilard, CNES, Toulouse, France,
M. Raine, P. Paillet, CEA DAM DIF, Arpajon, France.



● End-of-range:

- non-exponential hot pixel tail
- very few hot pixels

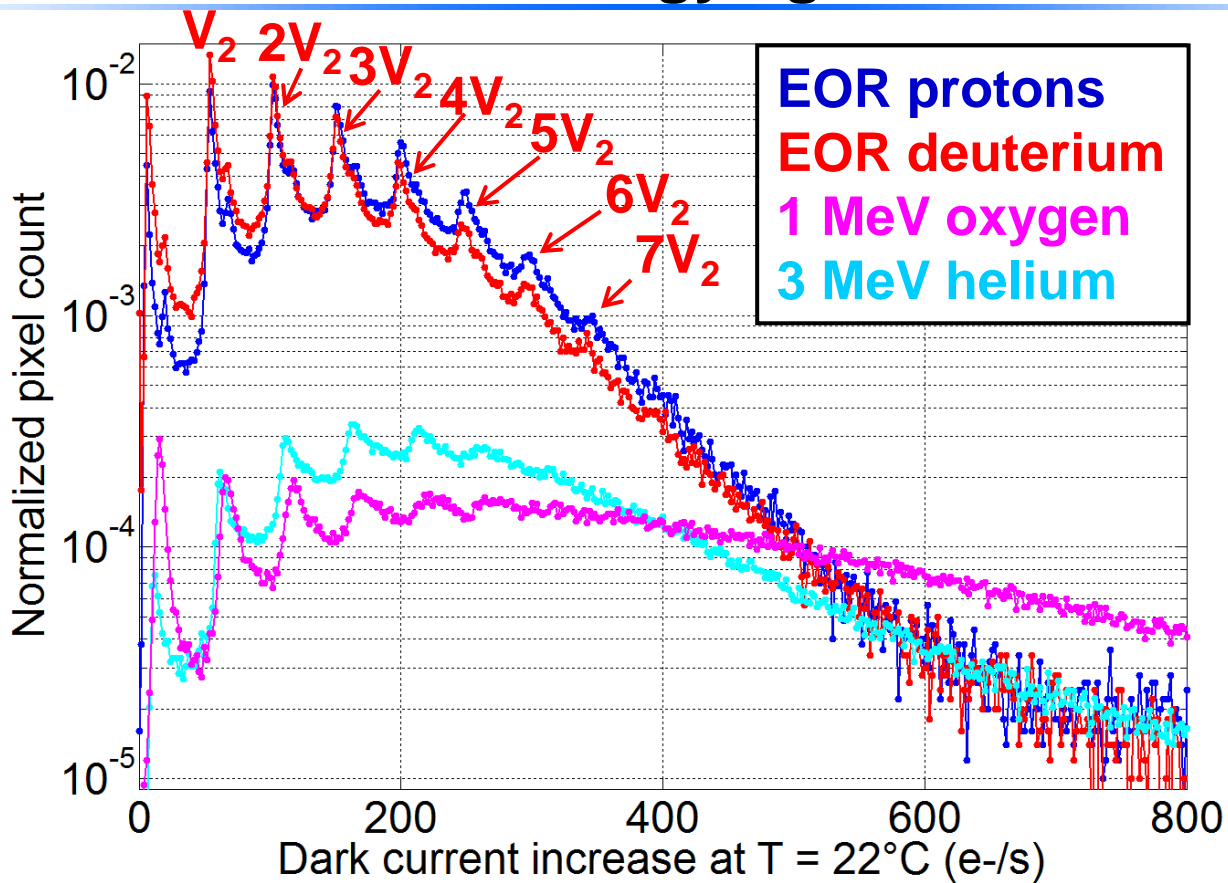
⇒ **mainly point defects**

● 3 MeV:


- exponential hot pixel tail
- less hot pixels than high-energy ions

⇒ **only few clusters**

Dark current peaks after 200°C annealing for low energy light ions



Dark current activation energy after 300°C annealing



- **VP** anneals between 150°C and 200°C
- **V₂** is stable up to 260°C
- New defect noted **D₁** (13 e-/s) visible after 200°C annealing
- Other defects appear after 260°C annealing and above:
 - **D₂**: +60 e-/s, $E_A \approx 0,70$ eV
 - **D₃**: +700 e-/s, $E_A \approx 0,60$ eV

Displacement damage density effect

Particle	Maximum coulomb nuclear stopping power (eV/Å)
End-of-range protons	0.1
End-of-range deuterium	0.2
End-of-range carbon	11
End-of-range oxygen	17
End-of-range aluminum	36
End-of-range silicon (nuclear interaction)	40

Non-exponential hot pixel tail with low probability

Exponential hot pixel tail

- 9 eV/Å ~ 1 displaced atom per lattice plan ($E_D \sim 21$ eV)
- ⇒ Exponential hot pixel tail (clusters) for **clustered displacement damage**