



HAL
open science

Influences of pH, temperature and activated carbon properties on the interaction ozone/activated carbon for a wastewater treatment process

Hakim Dehouli, Olivier Chedeville, Benoît Cagnon, Vincent Caqueret,
Catherine Porte

► To cite this version:

Hakim Dehouli, Olivier Chedeville, Benoît Cagnon, Vincent Caqueret, Catherine Porte. Influences of pH, temperature and activated carbon properties on the interaction ozone/activated carbon for a wastewater treatment process. *Desalination*, 2010, 254 (1-3), pp.12-16. 10.1016/j.desal.2009.12.021 . hal-01503056

HAL Id: hal-01503056

<https://hal.science/hal-01503056v1>

Submitted on 26 Sep 2024

HAL is a multi-disciplinary open access archive for the deposit and dissemination of scientific research documents, whether they are published or not. The documents may come from teaching and research institutions in France or abroad, or from public or private research centers.

L'archive ouverte pluridisciplinaire **HAL**, est destinée au dépôt et à la diffusion de documents scientifiques de niveau recherche, publiés ou non, émanant des établissements d'enseignement et de recherche français ou étrangers, des laboratoires publics ou privés.

Influences of pH, temperature and activated carbon properties on the interaction ozone/activated carbon for a wastewater treatment process

Hakim Dehouli ^a, Olivier Chedeville ^{b,*}, Benoît Cagnon ^b, Vincent Caqueret ^a, Catherine Porte ^a

^a Laboratoire du Génie des Procédés pour l'Environnement, l'Energie et la Santé (GP2ES-EA21), Conservatoire National des Arts et Métiers, 2 rue Conté, case courrier 302, 75003 Paris, France

^b Institut de Chimie Organique et Analytique (ICOA), CNRS-UMR 6005, Institut Universitaire de Technologie, Université d'Orléans, 16 rue d'Issoudun, BP 16729-45067 Orléans cedex 2, France

ARTICLE INFO

Article history:

Received 18 September 2009

Received in revised form 17 December 2009

Accepted 18 December 2009

Keywords:

Ozone

Activated carbon

Kinetics

Radical pathway

ABSTRACT

The influence of experimental parameters (T , pH) and activated carbon (AC) properties on the intensity and the nature (molecular or radical) of the ozone (O_3) /AC interaction was studied to optimize an O_3 /AC wastewater treatment process. This interaction was investigated by studying the dissolved O_3 decomposition kinetics in the presence of two commercial AC (Pica 150 and Picaflo), whose chemical and structural properties were previously determined by using different analyses (Boehm method, nitrogen adsorption at 77 K). The kinetic study showed that a first order model is the most suitable to describe O_3 decomposition in water ($r^2 > 0.981$). Moreover, the influence of the experimental parameters was demonstrated. An increase in temperature limits the O_3 /AC interaction by favouring ozone self decomposition in water. An increase in pH leads to deprotonated surface groups (when $pH > pH_{PZC}$) which favour radical mechanisms but limits the interaction by electrostatic repulsion. Further, the contribution of the radical mechanism in ozone decomposition was evaluated by adding tertbutyl alcohol (tBuOH) as radical scavenger. This contribution varied with the pH and the nature of the AC: it operates from 7% (pH = 3) to 76% (pH = 7) for Pica 150 and from 10% (pH = 3) to 86% (pH = 7) for Picaflo.

The comparison of kinetic rate constants obtained in the presence of both types of AC revealed the importance of the chemical and structural properties of AC, especially the number of acid functions.

1. Introduction

With wastewater regulations becoming more stringent, it is necessary to develop new treatment technologies or to optimize existing methods. Ozonation has been used for over a century in water treatment. O_3 can act by direct (molecular) way or indirect (radical) way [1]. The direct way consists of an ozone molecules attack on both nucleophilic sites and unsaturated bonds. This action is selective and generally incomplete. The indirect way consists of the generation of hydroxyl radicals ($HO\bullet$) which are strong oxidants allowing the degradation of a large number of pollutants [2]. This last action is not selective and can lead to complete mineralization of the pollutant. The formation of hydroxyl radicals from ozone can be performed in alkaline conditions or by the interaction of ozone with a compound (H_2O_2 , TiO_2 , AC) or in the presence of UV [3]. Processes based on the generation of $HO\bullet$ are called advanced oxidation processes [4–7].

By coupling ozone and activated carbon (AC) the actions of both O_3 and AC can be combined to generate $HO\bullet$ by interactions between O_3

and AC and to oxidize adsorbed pollutants [3]. Previous studies on this type of process showed its great potential, especially on compounds refractory to ozonation [8–11]. However, depending both on the systems and on experimental conditions, the process cannot yet be easily controlled and it is very important to understand and optimize the interactions between O_3 and the AC. The aim of this work was to determine the experimental conditions (pH, T) and AC properties favoring the radical interaction of O_3 and AC. This interaction was investigated by studying the dissolved O_3 decomposition kinetics in the presence of AC.

Experiments were first performed with a commercial AC (Pica 150) to determine the kinetic parameters of O_3 decomposition and to study the influence of the temperature on the kinetics. The influence of pH on ozone decomposition was then determined by performing experiments at various pH (3 to 7). The radical mechanisms contribution was estimated by introducing a radical scavenger, tertbutyl alcohol (tBuOH). A second commercial AC, Picaflo LB 103, was also used to study the influence of both chemical and textural properties of the adsorbent material on its interaction with O_3 . These properties were determined by Boehm titration and nitrogen adsorption at 77 K.

* Corresponding author. Tel.: +33 2 38 49 44 24; fax: +33 2 38 49 44 25.
E-mail address: olivier.chedeville@univ-orleans.fr (O. Chedeville).

Table 1
Textural properties of Pica 150 and Picaflo.

AC	W_0 ($\text{cm}^3 \text{g}^{-1}$)	L_0 (nm)	S_{ext} ($\text{m}^2 \text{g}^{-1}$)	D_{moy} (μm)
Pica 150	0.75	2.43	630	1042
Picaflo	0.63	2.67	840	1018

2. Material and method

2.1. Activated carbons characterization

The ACs used in this study were Picachem 150 and Picaflo 103 LB supplied by the Pica company (Vierzon, France). The porous properties of ACs were determined by nitrogen adsorption isotherms at 77 K by PROMES (UPR 8521, Perpignan, France) using a Micromeritics ASAP 2000 M. The samples were previously degassed at 250 °C for 24 h under a residual vacuum of less than 10^{-4} Pa. The nitrogen adsorption isotherms were analyzed according to Dubinin's theory [12,13]. The specific microporous volume W_0 ($\text{cm}^3 \text{g}^{-1}$) and the mean pore size L_0 (nm) were estimated from the linear part of the Dubinin–Radushkevich (D–R) plot [5]. The Sing αS plots [14] were used to determine the external specific surface S_{ext} ($\text{m}^2 \text{g}^{-1}$). Determination of the average diameters of ACs particles was achieved using a laser granulometer (Coulter LS 230). Boehm titration was used to determine the oxygen surface groups [15] and determination of the pH_{PZC} was obtained by the method proposed by Rivera-Utrilla et al. [4].

2.2. Ozone decomposition kinetics

No general agreement has yet been reached on the kinetics of ozone decomposition in water [4]. In a perfectly stirred batch reactor, the kinetics can be modelled following the expression:

$$-\frac{d[\text{O}_3]}{dt} = k_D \times [\text{O}_3]^m \quad (1)$$

where $[\text{O}_3]$ is the concentration of dissolved O_3 (mol L^{-1}) at time t (min), k_D is the rate constant of O_3 decomposition ($\text{mol}^{1-m} \text{L}^{m-1} \text{s}^{-1}$), m is the reaction order with regard to O_3 and t is the time. Several values of m are proposed in the literature, the orders most frequently used being included between 1 and 2 [4]. The decomposition of O_3 can be achieved by self-decomposition in water or by interaction with the AC, with molecular or radical mechanisms. The contribution of the interactions between O_3 and AC (δ^{AC} (%)) on the O_3 decomposition kinetics can be estimated by the following relation [16]:

$$\delta^{\text{AC}} = \frac{k_{D(\text{AC})} - k_{D(\text{B})}}{k_{D(\text{AC})}} \times 100 \quad (2)$$

where $k_{D(\text{B})}$ and $k_{D(\text{AC})}$ are the rate constants of O_3 decomposition respectively with and without AC ($\text{mol}^{1-m} \text{L}^{m-1} \text{s}^{-1}$).

The addition of a radical scavenger allows the determination of the contribution of radical mechanisms in the interaction between O_3 and AC ($\delta^{\text{HO}^\bullet}$ (%)), according to the following relation:

$$\delta^{\text{HO}^\bullet} = \frac{(k_{D(\text{AC})} - k_{D(\text{B})}) - (k_{D(\text{AC} + \text{I})} - k_{D(\text{B})})}{k_{D(\text{AC})} - k_{D(\text{B})}} \times 100 \quad (3)$$

Table 2
Chemical properties of Pica 150 and Picaflo.

	Carboxylic (meq g^{-1})	Lactone (meq g^{-1})	Phenolic (meq g^{-1})	Acid groups (meq g^{-1})	Basic groups (meq g^{-1})	pH_{PZC}
Pica 150	0.87	0.75	0.64	2.51	0.23	2.2
Picaflo	0.51	0.51	0.27	1.34	0.34	2.6

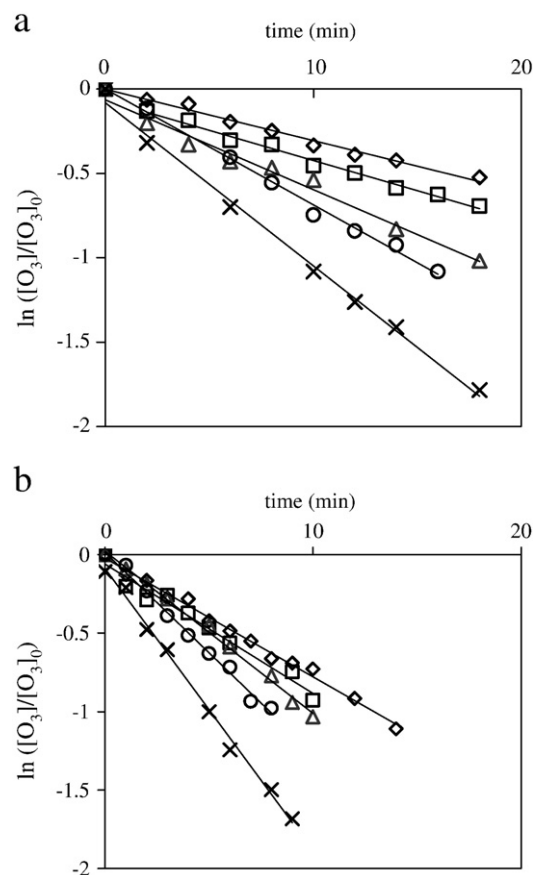


Fig. 1. First order kinetics model for ozone decomposition in water at different temperatures (a) without AC and (b) with Pica 150. 10 °C (◇), 15 °C (□), 20 °C (Δ), 25 °C (○) and 30 °C (X).

where $k_{D(\text{AC} + \text{I})}$ is the rate constant of O_3 decomposition in the presence of AC and tBuOH ($\text{mol}^{1-m} \text{L}^{m-1} \text{s}^{-1}$).

2.3. Experimental

The experiments were carried out in a 1.5 L stirred batch reactor supplied with mechanical agitation and provided with a pH-meter (Eutech escoscan pH 5). The reactor was introduced into a thermostatic bath ($10^\circ\text{C} < T < 30^\circ\text{C}$, $\pm 0.2^\circ\text{C}$). O_3 was produced from pure oxygen by a LABO LOX ozone generator and was fed to the

Table 3
Modelling of ozone decomposition kinetics at $\text{pH} = 7$.

m	T (°C)	$k_{D(\text{B})}$ ($\text{mol}^{1-m} \text{L}^{m-1} \text{s}^{-1}$)	r^2	$k_{D(\text{AC})}$ ($\text{mol}^{1-m} \text{L}^{m-1} \text{s}^{-1}$)	r^2
1	10	0.030	0.987	0.075	0.992
	15	0.036	0.989	0.082	0.981
	20	0.053	0.981	0.103	0.995
	25	0.069	0.998	0.130	0.993
	30	0.097	0.994	0.180	0.995
1.5	10	0.017	0.976	0.051	0.984
	15	0.023	0.992	0.051	0.988
	20	0.034	0.949	0.080	0.980
	25	0.069	0.948	0.137	0.979
	30	0.122	0.963	0.195	0.967
2	10	0.009	0.981	0.029	0.986
	15	0.014	0.994	0.034	0.905
	20	0.029	0.963	0.065	0.932
	25	0.047	0.958	0.107	0.938
	30	0.114	0.993	0.256	0.895

Table 4
Temperature effect on the O₃/AC interaction at pH=7.

	10 °C	15 °C	20 °C	25 °C	30 °C
δ^{AC} (%)	60	56	49	47	46

reactor through a porous plate at the reactor bottom. The O₃ concentration in the inlet gas was measured by a U.V. spectrophotometer (Messtechnik BMT 961) at $\lambda = 254$ nm. The pH was initially adjusted by using sodium hydroxide or sulphuric acid. O₃ was continuously fed to achieve saturation of the solution, monitored by the Carmin Indigo method proposed by Bader and Hoigné [17]. Experiments began when ozone saturation was obtained: the ozone supply was cut off and, depending on experimental conditions, tBuOH and AC could be introduced. Samples were withdrawn at suitable intervals of time and dissolved ozone concentrations were determined by the Carmin Indigo method.

3. Results and discussion

3.1. Structural and chemical properties of activated carbons

The textural characterization of ACs, presented on Table 1, shows that Pica 150 exhibits a larger microporous volume than Picaflo (respectively 0.75 and 0.63 cm³ g⁻¹) and a narrower mean pore size (respectively 2.43 nm and 2.67 nm). Picaflo exhibits a mean pore size close to mesoporosity [14]. This AC is proved to be less microporous than Pica 150. Pica 150 presents a smaller specific external surface than Picaflo (respectively 630 and 840 m² g⁻¹). The average particle diameters of both granular ACs are equivalent (1042 μ m for Pica 150 and 1018 μ m for Picaflo).

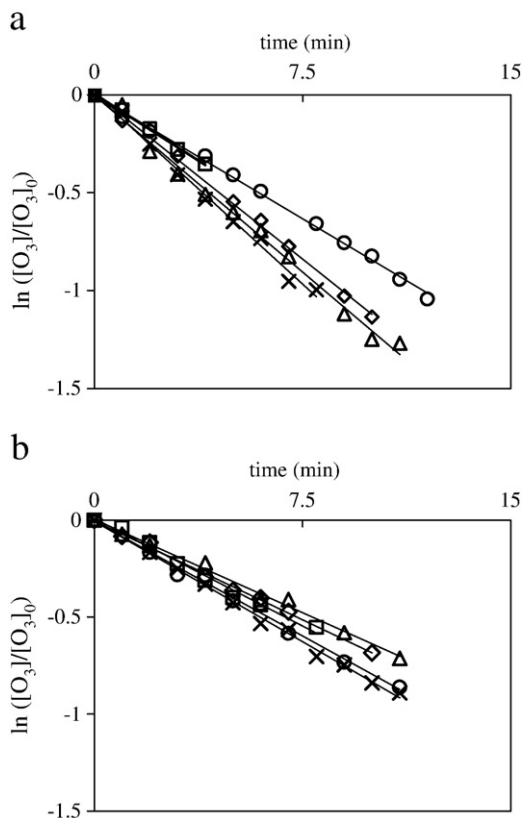


Fig. 2. First order kinetics model for ozone decomposition in water at different pH in presence of Pica 150 (a) without tBuOH and (b) with tBuOH. pH 3 (O), pH 4 (□), pH 5 (◇), pH 6(Δ) and pH 7 (x).

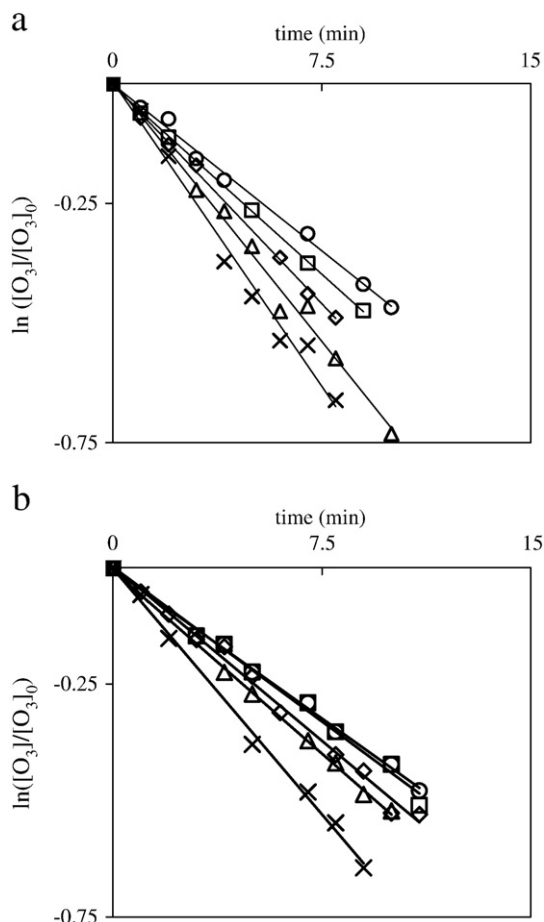


Fig. 3. First order kinetics model for ozone decomposition in water at different pH in presence of Picaflo (a) without tBuOH and (b) with tBuOH. pH 3 (O), pH 4 (□), pH 5 (◇), pH 6 (Δ) and pH 7 (x).

Analysis of surface functional groups obtained by Boehm titration (Table 2) showed that Pica 150 had a greater number of total surface acid groups than the Picaflo (respectively 2.51 and 1.34 meq g⁻¹) and a number of basic surface groups relatively close (respectively 0.23 and 0.34 meq g⁻¹). These results were confirmed by measuring pH_{PZC} respectively 2.2 and 2.6 for Pica 150 and Picaflo. Thus, Pica 150 is more acidic than Picaflo.

3.2. Temperature effect

Experiments were performed at temperatures between 10 °C and 30 °C at pH = 7, to determine the influence of temperature on the O₃/AC interaction and to choose the appropriate kinetic model. A first series of experiments was conducted without AC (Fig. 1a), and a second series with addition of 1 g of Pica 150 (Fig. 1b). Different kinetic models were tested (Table 3). Comparison of the correlation coefficients obtained for each model showed that a first order model is the most suitable ($r^2 > 0.981$). The integrated form of Eq. (1) with $m = 1$ is:

$$\ln\left(\frac{[O_3]_t}{[O_3]_0}\right) = -k_D \cdot t \quad (4)$$

where $[O_3]_0$ and $[O_3]_t$ are ozone dissolved concentrations respectively at the initial time and at the instant t (mol L⁻¹). The values of $k_{D(B)}$ obtained in this study (Table 3) were in good agreement with those obtained by various authors cited in the review concerning the self-decomposition of O₃ in water: $0.030 \text{ min}^{-1} < k_{D(B)} < 0.120 \text{ min}^{-1}$ at pH=7 and 20 °C [18]. Increasing the temperature promotes the

Table 5
Influence of pH and tBuOH on the ozone decomposition rate constant at 25 °C.

pH	Blank		Pica 150				Picaflo			
	$k_{D(B)}$ (min^{-1})	r^2	$k_{D(AC)}$ (min^{-1})	r^2	$k_{D(AC+I)}$ (min^{-1})	r^2	$k_{D(AC)}$ (min^{-1})	r^2	$k_{D(AC+I)}$ (min^{-1})	r^2
3	–	–	0.084	0.996	0.079	0.989	0.046	0.995	0.043	0.996
4	0.007	0.978	0.091	0.997	0.074	0.984	0.052	0.999	0.044	0.991
5	0.008	0.999	0.113	0.997	0.068	0.995	0.061	0.998	0.050	0.993
6	0.024	0.995	0.120	0.991	0.064	0.992	0.072	0.988	0.052	0.998
7	0.069	0.998	0.130	0.993	0.083	0.996	0.085	0.987	0.070	0.996

decomposition of ozone: $k_{D(B)}$ increased from 0.030 min^{-1} to 0.097 min^{-1} and $k_{D(AC)}$ from 0.075 to 0.180 min^{-1} when the temperature increased from 10 °C to 30 °C . However, the results presented in Table 4 show a decrease in the contribution of AC to the decomposition of O_3 when the temperature increased: δ^{AC} decreased from 60% (10 °C) to 46% (30 °C). This trend could be explained by a significant increase in ozone self-decomposition in water with temperature which became the dominant way of ozone decomposition, limiting the O_3/AC interaction. Thus, increasing the temperature leads to a decrease in the O_3/AC interaction.

Results presented on Table 3 show that the presence of AC significantly increased the O_3 decomposition kinetics in water. Moreover, the determination of activation energy by Arrhenius' law, $E_{a(B)} = 42 \text{ kJ mol}^{-1}$ and $E_{a(AC)} = 31 \text{ kJ mol}^{-1}$, shows a decrease in the energy barrier of the ozone decomposition reaction due to the presence of AC (the value obtained for $E_{a(B)}$ is in agreement with literature values [4]). These results confirm the involvement of AC in O_3 decomposition. Several hypotheses have been proposed to explain the phenomenon. According to Valdes et al. [16], this is mainly due to the interaction between O_3 and the acidic surface oxygen groups of the AC. On the contrary, according to Faria et al. [8] it is mainly due to the basic functions of the AC. In this study, the determination of chemical properties of Pica 150 showed that there were a high number of surface oxygen groups and a small number of basic functions (Table 2). Thus, the significant acceleration of the decomposition of O_3 in the presence of Pica 150 seems to show that the acidic surface oxygen groups play an important role in the interaction O_3/AC . To verify this assumption, experiments were carried out with another AC which presents different properties (Picaflo).

3.3. Influences of pH and AC properties

Experiments were carried out with or without tBuOH as radical scavenger at initial pH ranging from 3 to 7 and $T = 25 \text{ °C}$ to estimate the contribution of radical mechanisms in O_3 decomposition (Figs. 2 and 3).

For the experiments carried out without AC, the O_3 decomposition rate constant $k_{D(B)}$ increased from 0.007 min^{-1} to 0.069 min^{-1} when the initial pH evolved from 4 to 7 (Table 5). These results are in agreement with those found in the literature [18]. The rate constant value at $\text{pH} = 3$ was too weak ($<0.001 \text{ min}^{-1}$ according to Zaror [19]) to be estimated with this method (experimental uncertainty was

Table 6
Influence of pH on O_3/AC interaction for Pica 150 and Picaflo at 25 °C.

pH	Pica 150		Picaflo	
	δ^{AC} (%)	δ^{HO^\cdot} (%)	δ^{AC} (%)	δ^{HO^\cdot} (%)
3	93	7	88	10
4	92	18	86	17
5	92	43	86	21
6	80	58	67	41
7	47	76	19	86

estimated at 0.002 min^{-1}). In the presence of AC, the O_3 decomposition rate constant increased from 0.084 min^{-1} to 0.130 min^{-1} and from 0.046 min^{-1} to 0.085 min^{-1} respectively for Pica 150 and Picaflo when the initial pH increased from 3 to 7. Ozone dissolved decomposition was favored by a decrease in acidity. However, this phenomenon was mainly due to the interaction between ozone and the hydroxide ions (HO^-) present in the solution. Indeed for both ACs, δ^{AC} decreased from 93% to 47% for Pica 150 and from 88% to 19% for Picaflo when pH evolved from 3 to 7 (Table 6). The effects of electrostatic repulsion between the AC and HO^- ions could explain this trend. According to Faria et al. [8] and Hans and Hoigné [20], O_3 decomposition in the presence of AC is preceded by an adsorption step and reaction of both O_3 and HO^- ions on the AC surface. The adsorption of HO^- requires an interaction with the surface functions of the AC. In this study, the pH of the solution was higher than the pH_{PZC} , implying a negatively charged AC surface. This leads to a repulsion of HO^- and could explain the decrease in δ^{AC} . Thus, the O_3/AC interaction was not favored at $\text{pH} > \text{pH}_{\text{PZC}}$ and O_3 is preferentially consumed by the reaction with HO^- ions in the liquid phase. The pH control and the determination of the pH_{PZC} are very important to obtain effective interaction between O_3 and AC. The introduction of tBuOH led to a decrease in $k_{D(AC)}$ showing the role of free radical mechanisms in the decomposition of O_3 . The evolution of δ^{HO^\cdot} (Table 5) shows that the contribution of these radical mechanisms increased (from 7% to 76% for Pica 150 and from 10% to 86% for Picaflo) when the initial pH evolved from 3 to 7 (Table 6). The contribution of the radical mechanisms predominated for pH between 5 and 6 for PICA 150 and between 6 and 7 for Picaflo. Several studies indicate that when $\text{pH} > \text{pH}_{\text{PZC}}$, some deprotonated surface groups can act as initiators of radical reactions [16], which could explain in this study the significant contribution of radical mechanisms even at acidic pH. It is therefore important to optimize the pH of the solution or to choose an AC with an appropriate pH_{PZC} in order to obtain effective interactions for the generation of radicals.

The O_3 decomposition kinetics was also studied in the presence of ACs Pica 150 and Picaflo to determine the influence of the AC properties on the O_3/AC interaction. Fig. 4 shows that the ozone decomposition rate constant was higher in the presence of Pica 150 than in the presence of Picaflo. These results show that the AC

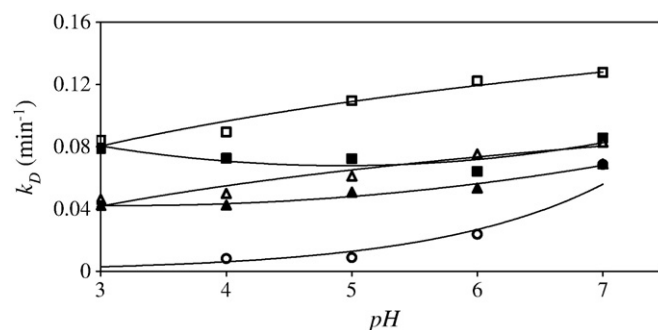


Fig. 4. Evolution of first order kinetic constant of O_3 decomposition at different pH with distilled water (O), Pica 150 (□), Pica 150 + tBuOH (■), Picaflo (Δ), Picaflo + tBuOH (▲).

properties can affect its interaction with O₃. The factors influencing this interaction are subject to controversy. Several studies show that the decomposition of ozone by AC depends on their chemical properties [21]. According to Sanchez-Polo et al. [22], O₃ decomposition in the AC depends on the presence of basic functional groups on the surface of AC and on its structural properties including a large external surface. According to Valdes et al. [16], ozone decomposition is mainly due to surface chemical functions (acid and alkaline) of AC. In this study, Pica150 had a lower external surface (Table 1), an equivalent number of basic functions and more acidic functions (Table 2) than Picaflo. It thus appears in this study that the acid functions play an important role in the O₃/AC interaction, confirming the previous results.

4. Conclusion

The O₃ decomposition kinetics in the presence of AC, correctly described by a first order kinetic model, was studied. The influence of operating parameters (temperature and pH) on the decomposition was determined. An increase in temperature leads to an acceleration of O₃ decomposition. However, this phenomenon is accompanied by a decrease in the AC contribution to ozone decomposition (decreased δ^{AC}): O₃ self-decomposition in the aqueous phase becomes dominant and limits the O₃/AC interaction. An increase in the pH of the solution also leads to enhancing ozone decomposition. However, at pH > 5, a significant decrease in O₃/AC interactions was observed (decrease in δ^{AC}). This phenomenon could be explained by an electrostatic repulsion effect between the species in solution and the AC surface, the latter being negatively charged when pH > p*H*_{PZC}. Nevertheless, the pH must be maintained at a value which favours radical interaction for the formation of hydroxyl radicals. Thus, the use of a coupling O₃/AC requires optimization of these operating parameters to obtain an efficient process. In addition, this study showed that the extent of the O₃/AC interaction is based on both textural and chemical properties of the AC, especially the number of acid functions.

Acknowledgments

The authors thank Xavier Py from PROMES (UPR 8521, Perpignan, France) for activated carbon porosity measurements and Pica S. A for gratuitously supporting ACs.

References

- [1] S.V. Srinivasan, T. Rema, K. Chitra, K. Sri Balakameswari, R. Suthanthararajan, B. Uma Maheswari, E. Ravindranath, S. Rajamani, *Desalination* 235 (2009) 88–92.
- [2] K. Turhan, S. Uzman, *Desalination* 229 (2008) 257–263.
- [3] F.J. Beltran, J.F. Garcia-Araya, I. Giraldez, *Applied Catalysis B: Environmental* 63 (2006) 249–259.
- [4] W.J. Masschelein, *édition Tec & doc, Ozone et ozonation des eaux*, Paris, 1991.
- [5] M.A. Alshayab, A.H. Muñoz, *Desalination* 194 (2006) 121–126.
- [6] U. Kepa, E. Stanczyk-Mazanek, L. Stepniak, *Desalination* 223 (2008) 187–193.
- [7] O. Chedeville, M. Debacq, C. Porte, *Desalination* 249 (2009) 865–869.
- [8] C.C. Faria, J.J.M. Orfao, M.R. Fernando Pereira, *Industrial and Engineering Chemistry Research* 45 (2006) 2715–2721.
- [9] J. Rivera-Utrilla, M. Sánchez-Polo, *Applied Catalysis B: Environmental* 39 (2002) 319–329.
- [10] L. Li, W. Zhu, P. Zhang, P. Lu, Q. Zhang, Z. Zhang, *Desalination* 207 (2007) 114–124.
- [11] F.J. Beltrán, P. Pocostales, P. Alvarez, A. Oropesa, *Journal of Hazardous Materials* 163 (2009) 768–776.
- [12] H.F. Stoeckli, in: J. Patrick (Ed.), *Characterization of microporous carbons by adsorption and immersion techniques, Porosity in Carbons – Characterization and Applications*, 1996, p. 67, Edward Arnold, London.
- [13] H.F. Stoeckli, M.V. López-Ramón, D. Hugi-Cleary, A. Guillot, *Carbon* 39 (2001) 1115–1116.
- [14] K.S.W. Sing, D.H. Everett, R.A.W. Haul, L. Moscou, R.A. Pierotti, J. Rouquerol, T. Siemieniowska, *Reporting physisorption data for gas/solid systems with special reference to the determination of surface area and porosity*, IUPAC, *Pure and Applied Chemistry* 57 (1985) 603.
- [15] H.P. Boehm, *Carbon* 40 (2002) 145–149.
- [16] H. Valdes, C.A. Zaror, *Chemosphere* 65 (2006) 1131–1136.
- [17] H. Bader, J. Hoigné, *Water Research* 15 (1981) 449–456.
- [18] A.K. Bin, *Experimental Thermal and Fluid Science* 28 (2004) 395–405.
- [19] C.A. Zaror, *Journal of Chemical Technology and Biotechnology* 70 (1997) 21–28.
- [20] U. Jans, J. Hoigne, *Ozone Science and Engineering* 20 (1998) 67–90.
- [21] B. Kasprzyk-Hordern, M. Ziódek, J. Nawrocki, *Applied Catalysis B: Environmental* 46 (2003) 639–669.
- [22] M. Sanchez-Polo, U. von Gunten, J. Rivera-Utrilla, *Water Research* 39 (2005) 3189–3198.