



Honeycomb geometry: Rigid motions on the hexagonal grid

Kacper Pluta, Pascal Romon, Yukiko Kenmochi, Nicolas Passat

► To cite this version:

Kacper Pluta, Pascal Romon, Yukiko Kenmochi, Nicolas Passat. Honeycomb geometry: Rigid motions on the hexagonal grid. 2017. hal-01497608v1

HAL Id: hal-01497608

<https://hal.science/hal-01497608v1>

Preprint submitted on 28 Mar 2017 (v1), last revised 30 Nov 2017 (v2)

HAL is a multi-disciplinary open access archive for the deposit and dissemination of scientific research documents, whether they are published or not. The documents may come from teaching and research institutions in France or abroad, or from public or private research centers.

L'archive ouverte pluridisciplinaire **HAL**, est destinée au dépôt et à la diffusion de documents scientifiques de niveau recherche, publiés ou non, émanant des établissements d'enseignement et de recherche français ou étrangers, des laboratoires publics ou privés.

Honeycomb geometry: Rigid motions on the hexagonal grid

Kacper Pluta^{1,2}, Pascal Romon², Yukiko Kenmochi¹, and Nicolas Passat³

¹ Université Paris-Est, LIGM, CNRS-ESIEE Paris, France

² Université Paris-Est, LAMA, France

³ Université de Reims Champagne-Ardenne, CReSTIC, France

Abstract. Euclidean rotations in \mathbb{R}^2 are bijective and isometric maps, but they lose generally these properties when digitized in discrete spaces. In particular, the topological and geometrical defects of digitized rigid motions on the square grid have been studied. In this context, the main problem is related to the incompatibility between the square grid and rotations; in general, one has to accept either relatively high loss of information or non-exactness of the applied digitized rigid motion. Motivated by these considerations, we study digitized rigid motions on the hexagonal grid. We establish a framework for studying digitized rigid motions in the hexagonal grid—previously proposed for the square grid and known as neighborhood motion maps. This allows us to study non-injective digitized rigid motions on the hexagonal grid and to compare the loss of information between digitized rigid motions defined on the two grids.

1 Introduction

Rigid motions on \mathbb{R}^2 are fundamental transformations in 2D image processing. They are isometric and therefore bijective. Nevertheless, digitized rigid motions are, in general, non-bijective. Despite many efforts during the last twenty years, the topological and geometrical defects of digitized rigid motions on the square grid are still not fully understood. According to Nouvel and Rémila, this problem is not related to a limitation of arithmetical precision, but arises as a deep incompatibility between the square grid and rotations [1].

Two-dimensional digital geometry, as we know it nowadays, was pioneered by Rosenfeld in the framework of the square grid [2, 3]. The main reason for this Cartesian approach was that objects defined on the square grid are easy to address in the computer memory. That choice was also motivated by image acquisition devices, whose sensors are generally organized on square grids. Moreover, the square grid has a direct extension to higher dimensions. However, such a Cartesian framework suffers from fundamental topological problems, since one has to choose between different connectivity relations for objects of interest and their complements [2].

On the contrary, the hexagonal grid does not suffer from some of these problems, mainly from the topological point of view, since it possesses the following properties: *equidistant neighbors* — each hexagon has six equidistant neighbors; *uniform connectivity* — there is only one type of connectivity [4, 5]. However, memory addressing for representing objects defined on hexagonal grids, or a sampling of continuous signals

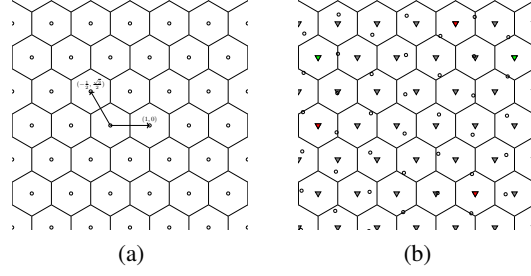


Fig. 1. (a) Hexagonal grid. Arrows represent the base of the underlying lattice Λ . (b) Examples of three different point statuses induced by a rigid motion \mathcal{U} on the hexagonal grid: digitization cells corresponding to 0-, 1- and 2-points have green, gray and red triangles at their centers, respectively. White dots indicate the positions of the images of the points of the initial set Λ

with the hexagonal grids, are relatively less efficient. Nevertheless, several memory addressing approaches were provided [4] and a practically useful digitization operator on hexagonal grid has been defined by Her [6].

Motivated by aforementioned issues, we study the differences between digitized rigid motions defined on the both types of grids. To understand these differences, we establish a framework for studying digitized rigid motions on the hexagonal grid at a local scale. Our approach is an extension to the hexagonal grid of the former study of digitized rigid motions of the square grid, proposed in the framework of neighborhood motion maps [7]. Then, we study the structure of groups induced by images of digitized rigid motions. This allows us to focus on the issue of preservation of information by digitized rigid motions defined on the two grids. We provide a comparison of the loss of information between the hexagonal and square grids. In addition, we present a complete list of neighborhood motion maps for 6-neighborhood in Appendix.

2 Digitizing on the hexagonal grid

2.1 Hexagonal grid

A hexagonal grid \mathcal{H} is a grid formed by a tessellation of \mathbb{R}^2 by regular hexagons of side length $1/\sqrt{3}$. Actually, we consider the center points of these hexagons, i.e., we consider the points of the underlying lattice $\Lambda = \mathbb{Z}\epsilon_1 \oplus \mathbb{Z}\epsilon_2$ (see Figure 1(a)) where $\epsilon_1 = (1, 0)^t$ and $\epsilon_2 = (-\frac{1}{2}, \frac{\sqrt{3}}{2})^t$. We set \mathcal{H} as the boundary of the Voronoi tessellation of \mathbb{R}^2 associated with the lattice Λ .

2.2 Digitized rigid motions

Rigid motions on \mathbb{R}^2 are isometric maps defined as

$$\left| \begin{array}{l} \mathcal{U} : \mathbb{R}^2 \rightarrow \mathbb{R}^2 \\ \mathbf{x} \mapsto \mathbf{R}\mathbf{x} + \mathbf{t} \end{array} \right. \quad (1)$$

where $\mathbf{t} \in \mathbb{R}^2$ is a translation vector and \mathbf{R} is a rotation matrix.

According to Equation (1), we generally have $\mathcal{U}(\Lambda) \not\subseteq \Lambda$. As a consequence, in order to define digitized rigid motions as maps from Λ to Λ , we commonly apply rigid motions on Λ as a part of \mathbb{R}^2 and then combine the results with a digitization operator. To define such a digitization operator on Λ let us first define a *digitization cell* of $\kappa \in \Lambda$

$$\mathcal{C}(\kappa) = \left\{ \mathbf{x} \in \mathbb{R}^2 \mid \forall \beta \in B, (\|\mathbf{x} - \kappa\| \leq \|\mathbf{x} - \kappa + \beta\| \wedge \|\mathbf{x} - \kappa\| < \|\mathbf{x} - \kappa - \beta\|) \right\},$$

where $B = \{\epsilon_1, \epsilon_2, \epsilon_1 + \epsilon_2\} \subset \Lambda$. The *digitization operator* is then defined as a function $\mathcal{D} : \mathbb{R}^2 \rightarrow \Lambda$ such that $\forall \mathbf{x} \in \mathbb{R}^2, \exists! \mathcal{D}(\mathbf{x}) \in \Lambda$ and $\mathbf{x} \in \mathcal{C}(\mathcal{D}(\mathbf{x}))$. We finally define digitized rigid motions as $U = \mathcal{D} \circ \mathcal{U}|_{\Lambda}$. Note that this definition of the digitization operator is rather theoretical but not computationally relevant. For readers who are interested in implementing the digitization operator in the hexagonal grid, we advise the method proposed by Her [6].

Due to the behavior of \mathcal{D} , that maps \mathbb{R}^2 onto Λ , digitized rigid motions are, most of the time, non-bijective. This leads us to define a notion of point status with respect to digitized rigid motions, as in the case of the square grid [8].

Definition 1. Let $\lambda \in \Lambda$. The set of preimages of $\lambda \in \Lambda$ with respect to U is defined as $S_U(\lambda) = \{\kappa \in \Lambda \mid U(\kappa) = \lambda\}$, and λ is referred to as a *s-point* where $s = |S_U(\lambda)|$ is called the status of λ .

Remark 2. For any $\lambda \in \Lambda$, $|S_U(\lambda)| \in \{0, 1, 2\}$. From the digitization cell geometry, we have that $|S_U(\lambda)| = 2$ only when two preimages $\kappa, \sigma \in S_U(\lambda)$ satisfy $\|\kappa - \sigma\|_2 = 1$.

The non-injective and non-surjective behaviors of digitized rigid motions result in the existence of 2- and 0-points, respectively (see Figure 1(b)).

3 Neighborhood motion maps and remainder range partitioning

3.1 Neighborhood motion maps

In \mathbb{R}^2 , an intuitive way to define the neighborhood of a point \mathbf{x} is to consider the set of points that lie within a ball of a given radius centered at \mathbf{x} . This metric definition actually remains valid in Λ . Where it allows us to retrieve the classical notion of neighborhood based on adjacency relations.

Definition 3 (Neighbourhood). The neighborhood of $\kappa \in \Lambda$ (of a squared radius $r \in \mathbb{R}_+$), denoted $\mathcal{N}_r(\kappa)$, is defined as $\mathcal{N}_r(\kappa) = \{\kappa + \delta \in \Lambda \mid \|\delta\|_2^2 \leq r\}$.

Remark 4. \mathcal{N}_1 corresponds to the 6-neighborhood which is the smallest, non-trivial, isotropic, neighborhood of $\kappa \in \Lambda$.

As stated above, the non-injective and/or non-surjective behavior of a digitized rigid motion may result in the existence of 2- and/or 0-points. In other words, given a point $\kappa \in \Lambda$, the image of its neighborhood $\mathcal{N}_r(\kappa)$ may be distributed in a non-homogeneous

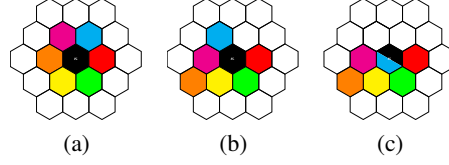


Fig. 2. (a) The reference label map \mathcal{L}_1 . (b–c) Examples of label maps $\mathcal{L}_1^U(\kappa)$. (b) Each point contains at most one label: the rigid motion $U|_{\mathcal{N}_1(\kappa)}$ is then locally injective. (c) One point contains two labels: $U|_{\mathcal{N}_1(\kappa)}$ is then non-injective

fashion within the neighborhood of the image $\mathcal{N}_{r'}(U(\kappa))$, $r \leq r'$, of κ with respect to the digitized rigid motion U .

In order to track these local alterations of the neighborhood of $\kappa \in \Lambda$, we consider the notion of a *neighborhood motion map* on Λ defined as a set of vectors, each representing the rigid motion of a neighbor.

Definition 5 (Neighborhood motion map). *The neighborhood motion map of $\kappa \in \Lambda$ with respect to a digitized rigid motion U and $r \in \mathbb{R}_+$ is the function defined as*

$$\left| \begin{array}{ll} \mathcal{G}_r^U(\kappa) : \mathcal{N}_r(\mathbf{0}) \longrightarrow \mathcal{N}_{r'}(\mathbf{0}) \\ \delta \longmapsto U(\kappa + \delta) - U(\kappa) \end{array} \right.$$

where $r' \geq r$.

In other words, $\mathcal{G}_r^U(\kappa)$ associates to each relative position of a point $\kappa + \delta$ in the neighborhood of κ , the relative position of the image $U(\kappa + \delta)$ in the neighborhood of $U(\kappa)$.

Remark 6. The maximal squared radius r' of the new neighborhood $U(\mathcal{N}_r(\kappa))$ is slightly larger than r , due to digitization effect. In particular, we have $r' = 4$ for $r = 1$.

Note that a similar idea was previously proposed to study local alterations of the neighborhood \mathcal{N}_1 under 2D digitized rotations [1], and local alterations of \mathcal{N}_r under 2D digitized rigid motions [7] defined on the square grid.

For the sake of readability, we will consider a visual representation of the $\mathcal{G}_r^U(\kappa)$ functions as label maps. A first — reference — map \mathcal{L}_r associates a specific color label to each point δ of $\mathcal{N}_r(\mathbf{0})$ for a given squared radius r (see Figure 2(a) for the map \mathcal{L}_1). A second map $\mathcal{L}_r^U(\kappa)$ — associated to $\mathcal{G}_r^U(\kappa)$, i.e. to a point κ and a digitized rigid motion U — associates to each point σ of $\mathcal{N}_{r'}(\mathbf{0})$ the labels of all the points $\delta \in \mathcal{N}_r(\mathbf{0})$ such that $U(\kappa + \delta) - U(\kappa) = \sigma$. Each σ may contain 0, 1 or 2 labels, due to the various possible statuses of points of Λ under digitized rigid motions (see Remark 2). Figures 2(b–c) illustrate some example.

3.2 Remainder range partitioning

Digitized rigid motions $U = \mathcal{D} \circ \mathcal{U}|_\Lambda$ are piecewise constant, which is a consequence of the nature of \mathcal{D} . In other words, the neighborhood motion map $\mathcal{G}_r^U(\kappa)$ evolves non-continuously according to the parameters of \mathcal{U} that underlies U . Our purpose is now to express how $\mathcal{G}_r^U(\kappa)$ evolves.

Let us consider a point $\kappa + \delta \in \Lambda$ in the neighborhood $\mathcal{N}_r(\kappa)$ of κ . From Formula (1), we have

$$\mathcal{U}(\kappa + \delta) = \mathbf{R}\delta + \mathcal{U}(\kappa). \quad (2)$$

We know that $\mathcal{U}(\kappa)$ lies in a digitization cell $\mathcal{C}(U(\kappa))$ centered at $U(\kappa)$, which implies that there exists a value $\rho(\kappa) = \mathcal{U}(\kappa) - U(\kappa) \in \mathcal{C}(\mathbf{0})$.

Definition 7. The coordinates of $\rho(\kappa)$, called the remainder of κ under \mathcal{U} , are the fractional parts of the coordinates of $\mathcal{U}(\kappa)$ and ρ is called the remainder map under \mathcal{U} .

As $\rho(\kappa) \in \mathcal{C}(\mathbf{0})$, this range $\mathcal{C}(\mathbf{0})$ is called the *remainder range*. Using ρ , we can rewrite Equation (2) as $\mathcal{U}(\kappa + \delta) = \mathbf{R}\delta + \rho(\kappa) + U(\kappa)$.

Without loss of generality, we can consider that $U(\kappa)$ is the origin of a local coordinate frame of the image space, i.e. $\mathcal{U}(\kappa) \in \mathcal{C}(\mathbf{0})$. In such local coordinate frame, the former equation rewrites as $\mathcal{U}(\kappa + \delta) = \mathbf{R}\delta + \rho(\kappa)$. Still under this assumption, studying the non-continuous evolution of the neighborhood motion map $\mathcal{G}_r^U(\kappa)$ is equivalent to studying the behavior of $U(\kappa + \delta) = \mathcal{D} \circ \mathcal{U}(\kappa + \delta)$ for $\delta \in \mathcal{N}_r(\mathbf{0})$ and $\kappa \in \Lambda$, with respect to the rotation angle θ defining \mathbf{R} and the translation embedded in $\rho(\kappa) = (x, y, \theta) \in \mathcal{C}(\mathbf{0})$, that deterministically depends on (x, y, θ) . The discontinuities of $U(\kappa + \delta)$ occur when $\mathcal{U}(\kappa + \delta)$ is on the boundary of a digitization cell. These critical cases related to $\mathcal{U}(\kappa + \delta)$ can be observed via the relative positions of $\rho(\kappa)$, which are formulated by the translation $\mathcal{H} - \mathbf{R}\delta$, that is to say $\mathcal{C}(\mathbf{0}) \cap (\mathcal{H} - \mathbf{R}\delta)$. Let us consider $\mathcal{H} - \mathbf{R}\delta$ for all $\delta \in \mathcal{N}_r(\mathbf{0})$ in $\mathcal{C}(\mathbf{0})$, namely $\mathcal{H} = \bigcup_{\delta \in \mathcal{N}_r(\mathbf{0})} (\mathcal{H} - \mathbf{R}\delta)$. Then $\mathcal{C}(\mathbf{0}) \cap \mathcal{H}$ subdivides the remainder range into regions, as illustrated in Figures 3 and 4 for $r = 1$, called *frames*. Note that in comparison with the remainder range of the square grid [7], the geometry of the frames is relatively complex (see Figure 4). From the definition, we have the following proposition.

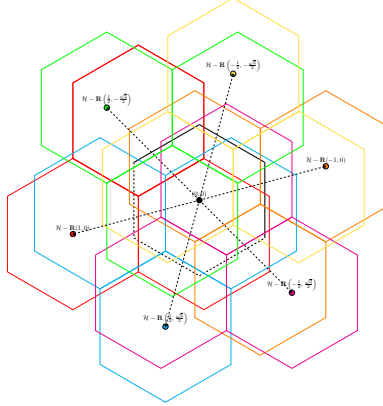


Fig. 3. The remainder range $\mathcal{C}(\mathbf{0})$ intersected with the translated hexagonal grids $\mathcal{H} - \mathbf{R}\delta$, $\delta \in \mathcal{N}_1$ for rotation angle $\theta = \frac{\pi}{12}$. Each hexagonal grid $\mathcal{H} - \mathbf{R}\delta$ is colored with respect to each $\delta \in \mathcal{N}_1(\mathbf{0})$ in the reference label map \mathcal{L}_1 (see Figure 2)

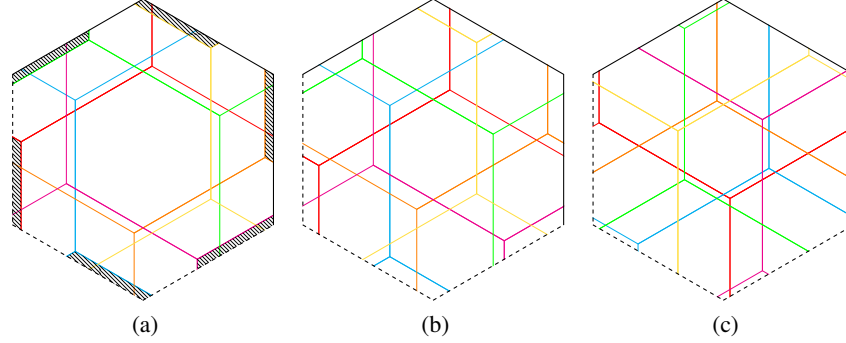


Fig. 4. Three different partitions of the remainder range $\mathcal{C}(\mathbf{0})$ depending on rotation angles: (a) $\theta_1 = \frac{\pi}{12}$, together with non-injective zones marked by lined pattern. (b) $\theta_2 = \frac{357}{1000}$ and (c) $\theta_3 = \frac{19}{40}$. Each frame-border color corresponds to the color of each neighbor in the label map \mathcal{L}_1

Proposition 8. For any $\lambda, \kappa \in \Lambda$, $\mathcal{G}_r^U(\lambda) = \mathcal{G}_r^U(\kappa)$ iff $\rho(\lambda)$ and $\rho(\kappa)$ are in the same frame.

3.3 Generating neighborhood motion maps for $r = 1$

From the above discussion, it is plain that a partition of the remainder range given by $\mathcal{C}(\mathbf{0}) \cap \mathcal{H}$ depends on the rotation angle θ . In order to detect the set of all neighborhood motion maps for $r = 1$, i.e., equivalency classes of rigid motions $U_{|\mathcal{N}_1(\kappa)}$, we need to consider critical angles that lead to topological changes of $\mathcal{C}(\mathbf{0}) \cap \mathcal{H}$. Indeed, from Proposition 8, we know that this is equivalent to computing all different frames in the remainder range. Such changes occur when at least one frame has a null area i.e., when at least two parallel line segments which bound a frame have their intersection equal to a line segment. To illustrate this issue, let us consider the minimal distance among the distances between all pairs of the parallel line segments. Thanks to rotational symmetries by an angle of $\frac{\pi}{6}$, and based on the above discussion, we can restrict, without loss of generality, the parameter space of (x, y, θ) to $\mathcal{C}(\mathbf{0}) \times [0, \frac{\pi}{6})$. Then, we found that there exist two critical angles between 0 and $\frac{\pi}{6}$, denoted by α_1 and α_2 , with $0 < \alpha_1 < \alpha_2 < \frac{\pi}{6}$. Note that the angles 0 and $\frac{\pi}{6}$ are also critical denoted α_0 and α_3 , respectively. Figure 4(a–c) presents three different partitions of the remainder range for angles $\theta_1 \in (\alpha_0, \alpha_1)$, $\theta_2 \in (\alpha_1, \alpha_2)$ and $\theta_3 \in (\alpha_2, \alpha_3)$, respectively.

Based on this knowledge on critical angles, we can observe the set of all distinct neighborhood motion maps $\mathbb{M}_r = \bigcup_{\mathcal{U} \in \mathbb{U}} \bigcup_{\kappa \in \Lambda} \{\mathcal{G}_r^U(\kappa)\}$ where \mathbb{U} is the set of all rigid motions \mathcal{U} defined by the restricted parameter space $\mathcal{C}(\mathbf{0}) \times [0, \frac{\pi}{6})$. The cardinality of \mathbb{M}_1 is equal to 86. It should be noticed that $\left| \bigcup_{\kappa \in \Lambda} \{\mathcal{G}_1^U(\kappa)\} \right|$ is constant: 49 for any \mathcal{U} , except for $\theta = \alpha_i, i \in \{0, 1, 2, 3\}$. Indeed, we have $\left| \bigcup_{\kappa \in \Lambda} \{\mathcal{G}_1^U(\kappa)\} \right| = 1$ for $\theta = \alpha_0$, 43 for $\theta = \alpha_1$, 37 for $\theta = \alpha_2$ and 30 for $\theta = \alpha_3$. Such elements of the set \mathbb{M}_1 are presented in Appendix.

4 Rational rotations

In this section, we study the images of the remainder map ρ with respect to the parameters of the underlying rigid motion. In the case of the square grid, it is known that only for rotations with rational cosine and sine, i.e., rotations given by *Pythagorean primitive triples*, the remainder map does have a finite number of images; furthermore these images form a group [1, 7, 9]. When on the contrary cosine or/and sine are irrational, the images form an infinite and dense set: any ball of non-zero radius in the remainder range intersects images of the remainder map. We will show that, in the hexagonal grid case, a similar results is obtained for rotations corresponding to the counterparts of the Pythagorean primitive triples in the hexagonal lattice. These are called *Eisenstein primitive triples*, namely triples $(a, b, c) \in \mathbb{Z}^3$ such that $0 < a < c < b$, $\gcd(a, b, c) = 1$ and $a^2 - ab + b^2 = c^2$ [10, 11]. We shall say that the rotation matrix \mathbf{R} is *rational*⁴ if

$$\mathbf{R} = \begin{bmatrix} \frac{2a-b}{2c} & -\frac{\sqrt{3}b}{2c} \\ \frac{\sqrt{3}b}{2c} & \frac{2a-b}{2c} \end{bmatrix} = \frac{a}{c} \begin{bmatrix} 1 & 0 \\ 0 & 1 \end{bmatrix} + \frac{b}{c} \begin{bmatrix} -\frac{1}{2} & -\frac{\sqrt{3}}{2} \\ \frac{\sqrt{3}}{2} & \frac{1}{2} \end{bmatrix}$$

where (a, b, c) is an Eisenstein primitive triple. We must note that *any* rotation matrix can be written this way, with a, b, c real numbers, not Eisenstein triples (and not even integers in general).

To begin, we focus on the rotational part of a rigid motion and define a group $\mathcal{G} = \mathbb{Z}\mathbf{R}\epsilon_1 \oplus \mathbb{Z}\mathbf{R}\epsilon_2 \oplus \mathbb{Z}\epsilon_1 \oplus \mathbb{Z}\epsilon_2$ and its translation $\mathcal{G}' = \mathcal{G} + \mathbf{t}$. We state the following result.

Proposition 9. *The group \mathcal{G} is a rank two lattice if and only if the rotation matrix \mathbf{R} is rational.*

Proof. First, we note that the density properties of the underlying group is not affected by affine transformations, i.e., a lattice (resp. dense group) is transformed into another lattice (resp. dense group). Let us then consider $\mathbf{X} = [\epsilon_1 \mid \epsilon_2]^{-1}$, and we remark that $\mathbb{Z}^2 = \{\mathbf{X}\cdot\boldsymbol{\kappa} \mid \boldsymbol{\kappa} \in \Lambda\}$. Then, we consider

$$\check{\mathbf{R}} = \mathbf{X}\cdot\mathbf{R}\cdot\mathbf{X}^{-1} = \mathbf{X}\cdot \begin{bmatrix} \frac{2a-b}{2c} & -\frac{\sqrt{3}b}{2c} \\ \frac{\sqrt{3}b}{2c} & \frac{2a-b}{2c} \end{bmatrix} \cdot \mathbf{X}^{-1} = \begin{bmatrix} \frac{a}{c} & -\frac{b}{c} \\ \frac{b}{c} & \frac{a-b}{c} \end{bmatrix}. \quad (3)$$

So we study $\check{\mathcal{G}} = \check{\mathbf{R}}\mathbb{Z}\begin{pmatrix} 1 \\ 0 \end{pmatrix} \oplus \check{\mathbf{R}}\mathbb{Z}\begin{pmatrix} 0 \\ 1 \end{pmatrix} \oplus \mathbb{Z}\begin{pmatrix} 1 \\ 0 \end{pmatrix} \oplus \mathbb{Z}\begin{pmatrix} 0 \\ 1 \end{pmatrix}$. The generators of $\check{\mathcal{G}}$ are given by the columns of the rational matrix $\mathbf{B} = [\check{\mathbf{R}} \mid \mathbf{I}_2]$ where \mathbf{I}_2 stands for the 2×2 identity matrix. As \mathbf{B} is a rational, full row rank matrix, it can be brought to its Hermite normal form $\mathbf{H} = [\mathbf{T} \mid \mathbf{0}_{2,2}]$. The problem of computing the Hermite normal form \mathbf{H} of the rational matrix \mathbf{B} reduces to that of computing the Hermite normal form of an integer matrix: $c \in \mathbb{Z}$ is the least common multiple of all the denominators of \mathbf{B} ; compute the Hermite normal form \mathbf{H}' for the integer matrix $c\mathbf{B}$; finally, the Hermite normal form \mathbf{H} of \mathbf{B} is obtained by $c^{-1}\mathbf{H}'$. The columns of \mathbf{H} are the minimal generators of $\check{\mathcal{G}}$. The rank of \mathbf{B} is equal to 2. Therefore, \mathbf{H} gives a base $(\boldsymbol{\sigma}, \boldsymbol{\phi})$, so that $\check{\mathcal{G}} = \mathbb{Z}\boldsymbol{\sigma} \oplus \mathbb{Z}\boldsymbol{\phi}$. As \mathbf{H}' gives an integer base, $c\check{\mathcal{G}}$ is an integer lattice. Finally, $\mathcal{G} = \mathbb{Z}\mathbf{X}^{-1}\boldsymbol{\sigma} \oplus \mathbb{Z}\mathbf{X}^{-1}\boldsymbol{\phi}$.

⁴ Note that the relevant notion in hexagonal geometry is *not* that the coefficients of \mathbf{R} are rational numbers.

Conversely, let us prove that if (a, b, c) is not an Eisenstein primitive triple (up to scaling), then $\check{\mathcal{G}}$ is dense. Again, we consider instead $\check{\mathbf{R}} = [\mathbf{b}_1 \mid \mathbf{b}_2]$, and we prove that for any $\varepsilon > 0$ there exists $\mathbf{e}, \mathbf{e}' \in \check{\mathcal{G}}$, linearly independent, such that $\|\mathbf{e}\| < \varepsilon$, $\|\mathbf{e}'\| < \varepsilon$. Let $\{.\}$ stand for the fractional part function. We study the images of $\{\mathbb{Z}\mathbf{b}_1\} \in [-1/2, 1/2]^2$, where $\mathbf{b}_1 = \begin{pmatrix} a/c \\ b/c \end{pmatrix}$ denotes the first column of $\check{\mathbf{R}}$. If \mathbf{b}_1 contains irrational elements, the $\{\mathbb{Z}\mathbf{b}_1\}$ contains infinitely many distinct points. By compactness of $[-1/2, 1/2]^2$, we can extract a subsequence $(\{n_k \mathbf{b}_1\})_{k \in \mathbb{N}}$, converging to some point in $[-1/2, 1/2]^2$. Thus the $\{(n_{k+1} - n_k)\mathbf{b}_1\} = \{n_{k+1}\mathbf{b}_1\} - \{n_k \mathbf{b}_1\}$ converge to $(0, 0)$. In particular, we can find integers m, p, q , where $m = n_{k+1} - n_k$ for k large enough, such that $\mathbf{e} = m\mathbf{b}_1 + (p, q) \in \check{\mathcal{G}}$ has norm smaller than $\frac{\varepsilon}{3}$. Note now that the second column of $\check{\mathbf{R}}$ satisfies $\mathbf{b}_2 = A\mathbf{b}_1 = \begin{bmatrix} 0 & -1 \\ 1 & -1 \end{bmatrix} \mathbf{b}_1$. Then we claim that $\mathbf{e}' = \begin{bmatrix} 0 & -1 \\ 1 & -1 \end{bmatrix} \mathbf{e} = m\mathbf{b}_2 + (-q, p - q)$ also lies in $\check{\mathcal{G}}$, has norm less than $3\|\mathbf{e}\|$ (hence less than ε) and is obviously linearly independent from \mathbf{e} (the matrix having no eigenvectors).

So \mathbf{b}_1 has rational coefficients, and we may take a, b, c integers with GCD equal to one. Since $\cos \theta = \frac{2a-b}{c}$ and $\sin \theta = \frac{\sqrt{3}b}{2c}$, we conclude that these form an Eisenstein primitive triple. \square

In the next section, we focus on a subgroup of $\check{\mathcal{G}}$ obtained from the intersection with the remainder range, i.e., $\bar{\mathcal{G}} = \check{\mathcal{G}}/\Lambda$ and its translation by \mathbf{t} (modulo Λ).

Corollary 10. *If $\cos \theta = \frac{2a-b}{2c}$ and $\sin \theta = \frac{\sqrt{3}b}{2c}$ where (a, b, c) is a primitive Eisenstein triple, the group $\bar{\mathcal{G}} = \check{\mathcal{G}}/\Lambda$ is cyclic and $|\bar{\mathcal{G}}| = c$.*

Proof. Up to an affine transformation, we may consider the quotient group $\check{\mathcal{G}} = \check{\mathcal{G}}/\mathbb{Z}^2$ and we note that for a primitive Eisenstein triple (a, b, c) , any two integers in the triple are coprime [11, p. 12]. Let us first give a characterization of $\check{\mathcal{G}}$. From the proof of Proposition 9, we know already that any element $\mathbf{x} \in \check{\mathcal{G}}$ is a rational vector of the form $(\frac{q_1}{c}, \frac{q_2}{c})$. By definition, $\{\mathbf{x}\} \in \check{\mathcal{G}}$ iff⁵ there exist $n, m \in \mathbb{Z}$ such that $\{x\} = \{n\mathbf{b}_1 + m\mathbf{b}_2\}$, i.e., there exist integers n, m, u, v such that

$$\begin{cases} \frac{q_1}{c} + u = n\frac{a}{c} - m\frac{b}{c}, \\ \frac{q_2}{c} + v = n\frac{b}{c} + m\frac{a-b}{c} \end{cases} \quad \text{or equivalently,} \quad \begin{cases} q_1 + uc = an - bm, \\ q_2 + vc = bn + am - bm. \end{cases}$$

A linear combination of both lines yields directly $bq_1 - aq_2 = c(-cm - bu + av)$, hence $bq_1 - aq_2 \equiv 0 \pmod{c}$ is a necessary condition. It is also sufficient. Indeed, let us suppose that $bq_1 - aq_2 = kc$, $k \in \mathbb{Z}$. Then, since $\gcd(a, b) = 1$, we know that the solutions to this diophantine equation are of the form $(q_1, q_2) = \ell(a, b) + kc(\beta, -\alpha)$, where $\alpha a + \beta b = 1$ (Bézout identity) and $\ell \in \mathbb{Z}$. Consequently, $(\frac{q_1}{c}, \frac{q_2}{c}) = \ell\mathbf{b}_1 + (k\beta, -k\alpha)$ lies in $\check{\mathcal{G}}$.

Moreover, we deduce that $\check{\mathcal{G}}$ is cyclic with generator \mathbf{b}_1 . Finally, $\{\ell\mathbf{b}_1\} = (0, 0)$ implies $\ell a = uc$ and $\ell b = vc$ for some integers u, v . Applying Gauss' Lemma to coprimes a, c , we see that ℓ needs to be a multiple of c . Therefore $|\bar{\mathcal{G}}| = c$. \square

⁵ Here we abuse notation and confuse the fractional part with the quotient map.

5 Non-injective digitized rigid motions

5.1 Non-injective frames of the remainder range

In Remark 2, we observed that some frames of the remainder range correspond to neighborhood motion maps where there are 2-points, thus inducing non-injectivity. The set of the neighborhood motion maps \mathbb{M}_1 , presented in Appendix, allows us to identify such non-injective zones of the remainder range. For instance, the frames related to neighborhood motion maps of the axial coordinates: $(-2, 4)$, $(-1, 4)$ and $(0, 3)$ (see Figure 6 (top)) constitute a case of such a zone for rotational angles in (α_0, α_1) . Based on this observation, we can characterize the non-injectivity of a digitized rigid motion by the presence of $\rho(\kappa)$ in these specific zones (illustrated in Figure 4(a)).

Conjecture 11. Let C_6 stand for the 6-fold discrete rotational symmetry group. Given $\mathcal{U} \in \mathbb{U}$, $U(\kappa), \kappa \in \Lambda$, has two preimages κ and $\kappa + \delta, \delta \in \mathcal{N}_1(\kappa)$, iff $\rho(\kappa)$ is in one of the zones $c_k(\mathcal{F}), c_k \in C_6$, where \mathcal{F} is the parallelogram region whose vertices are: $\mathcal{F} = \left(\cos \theta - 1, \frac{\cos \theta}{\sqrt{3}} \right), \left(0, \frac{1}{\sqrt{3}} \right), \left(\frac{1}{2} (2 - \cos \theta - \sqrt{3} \sin \theta), \frac{1}{6} (\sqrt{3} \cos \theta + 3 \sin \theta) \right), \left(\frac{1}{2} (\cos \theta - \sqrt{3} \sin \theta), \frac{1}{6} (3 \sin \theta + 3 \sqrt{3} \cos \theta - 2 \sqrt{3}) \right)$.

5.2 Non-injective digitized rigid motions in square and hexagonal grids

In this section, we compare the loss of information induced by rigid motions on the square and the hexagonal grids. Indeed, we aim to determine on which type of grid digitized rigid motions preserve more information.

In accordance with the discussion in Section 4 and the similar discussion for the square grid in [1, 12], the density of images of the remainder map in the non-injective zones is related to the cardinality and the structure of $\tilde{\mathcal{G}}$. On the one hand, when $\tilde{\mathcal{G}}$ is dense, it is considered as the ratio between the area of non-injective zones $c_k(\mathcal{F}), k = 1, \dots, 6$, and the area of the remainder range [12]. On the other hand, when $\tilde{\mathcal{G}}$ forms a lattice, it is estimated as $\frac{|\tilde{\mathcal{G}} \cap c_k(\mathcal{F})|}{c}, k = 1, \dots, 6$, where c is an element of a primitive Eisenstein (resp. Pythagorean) triple, i.e., $|\tilde{\mathcal{G}}|$ [12].

Nevertheless, to facilitate, our study we will consider the ratio between the areas as an approximation of the information loss measure. Indeed, the rotations induced by primitive Eisenstein (resp. Pythagorean) triples are dense; one can always find a relatively near rotation angle such that c is relatively high. The area-ratio density measure can be then seen as a limit for the cardinality based ratio. Figure 5 presents curves of the area ratios for the hexagonal and the square grids.

We also measure the loss of points for different sampled rotations and the following finite sets $S_Z = \mathbb{Z}^2 \cap [-100, 100]^2$ (resp. $S_L = \Lambda \cap [-100, 100]^2$). In this setting, we use $1 - \frac{|U(S_Z)|}{|S_Z|}$ (resp. $1 - \frac{|U(S_L)|}{|S_L|}$) as such a measure of the information loss rate. They are plotted in Figure 5. We note that the experimental results follow the area-ratio measure. Therefore, we can conclude that the area-ratio measure provides a good approximation⁶. The obtained results allow us to conclude that digitized rigid motions on the hexagonal grid preserve more information than their counterparts defined on the square grid.

⁶ Similar attempt was made in [13], but with a different approach of measuring.

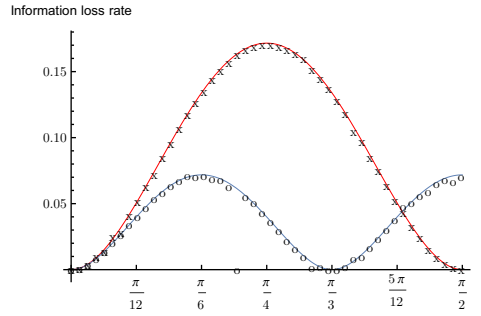


Fig. 5. Comparison of the loss of information induced by digitized rigid motions on the hexagonal and the square grids. The red and blue curves correspond to the ratios between areas of non-injective zones and the remainder range for the square and the hexagonal grids, respectively. The “x” (resp. “o”) markers correspond to the values of the information loss rate $1 - \frac{|U(S_Z)|}{|S_Z|}$ (resp. $1 - \frac{|U(S_L)|}{|S_L|}$)

6 Conclusion

In this article, we have extended the framework of neighborhood motion maps to rigid motions defined on the hexagonal grid—previously proposed for digitized rigid motions defined on \mathbb{Z}^2 [7, 9]. Then, we studied density of images of the remainder map and structure of the induced groups. Finally, we have shown that the loss of information induced by digitization of rigid motions on the hexagonal grid is relatively low, in comparison with the rigid motions on the square grid.

Our main perspective is to use the proposed framework for studying bijective digitized rigid motions and geometrical and topological alterations induced by digitized rigid motions on the hexagonal grid.

Following a paradigm of reproducible research, the source code of the tool designed for studying neighborhood motion maps on the hexagonal grids is provided at the following URL: <https://github.com/copyme/NeighborhoodMotionMapsTools>

References

1. Nouvel, B., Rémila, E.: Configurations induced by discrete rotations: Periodicity and quasi-periodicity properties. *Discrete Applied Mathematics* **147** (2005) 325–343
2. Kong, T., Rosenfeld, A.: Digital topology: Introduction and survey. *Computer Vision, Graphics, and Image Processing* **48** (1989) 357–393
3. Klette, R., Rosenfeld, A.: *Digital Geometry: Geometric Methods for Digital Picture Analysis*. Elsevier (2004)
4. Middleton, L., Sivaswamy, J.: *Hexagonal Image Processing: A Practical Approach*. Advances in Pattern Recognition. Springer (2005)
5. Serra, J.: *Image Analysis and Mathematical Morphology*. Academic Press, London (1982)
6. Her, I.: Geometric transformations on the hexagonal grid. *IEEE Transactions on Image Processing* **4** (1995) 1213–1222

7. Pluta, K., Romon, P., Kenmochi, Y., Passat, N.: Bijective digitized rigid motions on subsets of the plane. *Journal of Mathematical Imaging and Vision* (2017)
8. Ngo, P., Kenmochi, Y., Passat, N., Talbot, H.: Topology-preserving conditions for 2D digital images under rigid transformations. *Journal of Mathematical Imaging and Vision* **49** (2014) 418–433
9. Nouvel, B., Rémila, E.: On colorations induced by discrete rotations. In: DGCI, Proceedings. Volume 2886 of Lecture Notes in Computer Science., Springer (2003) 174–183
10. Gilder, J.: Integer-sided triangles with an angle of 60° . *The Mathematical Gazette* **66** (1982) 261–266
11. Gordon, R.A.: Properties of Eisenstein triples. *Mathematics Magazine* **85** (2012) 12–25
12. Berthé, V., Nouvel, B.: Discrete rotations and symbolic dynamics. *Theoretical Computer Science* **380** (2007) 276–285
13. Thibault, Y.: Rotations in 2D and 3D discrete spaces. PhD thesis, Université Paris-Est (2010)

Appendix: Neighborhood motion maps for \mathcal{G}_1^U and their graph.

Neighborhood motion maps for \mathcal{G}_1^U are depicted as label maps, for $\theta_1 \in (\alpha_0, \alpha_1)$; $\theta_2 \in (\alpha_1, \alpha_2)$; and $\theta_3 \in (\alpha_2, \alpha_3)$ in Figure 6. For more information about angles $\alpha_n, n \in \mathbb{N}_+$ we refer readers to Section 3.3. Note that, neighborhood motion maps in Figure 6 are arranged with respect to the hexagonal lattice and each can be identified thanks to its axial coordinates [4, p. 17]. We note that in such an arrangement neighborhood motion maps are symmetric with respect to the origin—the frame of index $(0, 0)$. For example, the neighborhood motion map of index $(-4, 3)$ is symmetric to that of the index $(4, -3)$ (see Figure 6).

Let us consider the dual of the remainder range partitioning—presented in Figure 4—namely a symmetric directed graph $G_1 = \{\mathbb{M}_1, E\}$ where each node is represented by a neighborhood motion map and each edge connecting two nodes corresponds to a line segment shared between two frames in the remainder range. Moreover, each edge has attributes which correspond to: the color of the corresponding line segment (see Figure 3) and a direction which is opposite to the direction of the line segment. We note that an edge of a given color between two vertices denotes a transition of exactly one point, in the corresponding neighborhood motion maps, with respect to attributes of the corresponding edge. For instance, if there exists a red horizontal edge between two nodes then we observe a transition of the red neighbor ($\delta = (1, 0)$) between two neighborhood motion maps connected by this edge. We invite the reader to consider Figure 6 and neighborhood motion maps of the indices $(-1, 2)$ and $(0, 2)$.

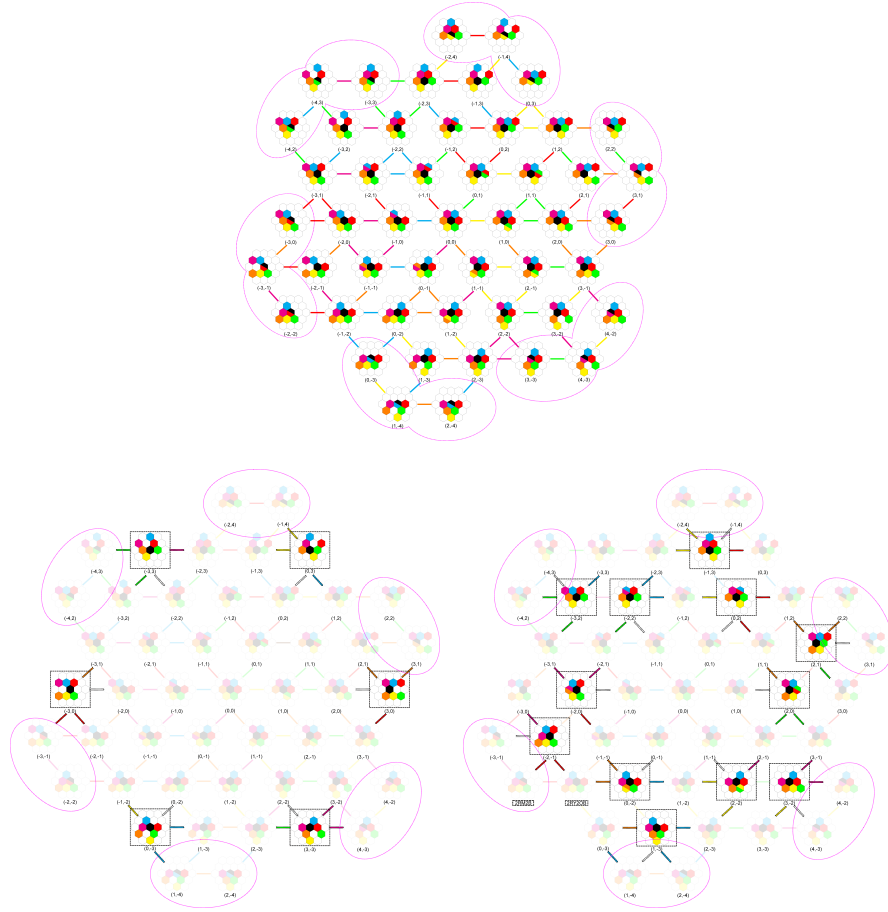


Fig. 6. Neighborhood motion maps for angles in (α_0, α_1) (top), (α_1, α_2) (bottom, left), and (α_2, α_3) (bottom, right). Neighborhood motions maps are listed with respect to frames' edges adjacency relations, i.e. each edge in the graph represents a side of a frame in the remainder range. The neighborhood motion maps which correspond to non-injective zones are marked by pink curves. Each element which changed with respect to the partition of the remainder range is marked by black frames