



**HAL**  
open science

## Polydimethylsiloxane/Additive Systems for Thermal and Ultraviolet Stability in Geostationary Environment

M. Planes, C. Le Coz, A. Soum, S. Carlotti, V. Rejsek-Riba, S. Lewandowski,  
S. Remaury, S Solé

► **To cite this version:**

M. Planes, C. Le Coz, A. Soum, S. Carlotti, V. Rejsek-Riba, et al.. Polydimethylsiloxane/Additive Systems for Thermal and Ultraviolet Stability in Geostationary Environment. *Journal of Spacecraft and Rockets*, 2017, 53 (6), p. 1128-1133. 10.2514/1.A33484 . hal-01487978

**HAL Id: hal-01487978**

**<https://hal.science/hal-01487978>**

Submitted on 13 Mar 2017

**HAL** is a multi-disciplinary open access archive for the deposit and dissemination of scientific research documents, whether they are published or not. The documents may come from teaching and research institutions in France or abroad, or from public or private research centers.

L'archive ouverte pluridisciplinaire **HAL**, est destinée au dépôt et à la diffusion de documents scientifiques de niveau recherche, publiés ou non, émanant des établissements d'enseignement et de recherche français ou étrangers, des laboratoires publics ou privés.

# Polydimethylsiloxane/Additive Systems for Thermal and Ultraviolet Stability in Geostationary Environment

M. Planes,<sup>\*</sup> C. Le Coz,<sup>†</sup> A. Soum,<sup>‡</sup> and S. Carlotti<sup>§</sup>

*University of Bordeaux, 33607 Pessac, France*

V. Rejsek-Riba<sup>¶</sup> and S. Lewandowski<sup>\*\*</sup>

*ONERA—The French Aerospace Lab, 31055 Toulouse, France*

S. Remaury<sup>††</sup>

*Centre National d'Études Spatiales, 31401 Toulouse, France*

and

S. Solé<sup>‡‡</sup>

*MAP Coatings ZI, 09100 Pamiers, France*

DOI: 10.2514/1.A33484

The development of radiation resistant materials is an ongoing challenge for space industry. High-energy irradiation (ultraviolet, electrons, neutrons, protons) induce damage to materials and electronic components in spaceships. Silicone resins are often used and play a key role as coatings and adhesive materials for satellites. Polydimethylsiloxanes show material exhaustion after long-term exposure to ultraviolet irradiation. Consequently, solutions are required to increase their thermo- and photostability under solar irradiation. Three different families of additives, namely ultraviolet absorbers, hindered amine light stabilizers, and a carbazole derivative are investigated. Those ultraviolet stabilizers were mixed with polydimethylsiloxane, then a cross-linking process was run by hydrosilylation. When ultraviolet absorbers could not be used due to a miscibility problem, addition of 0.5 wt % of bis (2,2,6,6-tetramethylpiperidin-4-yl)decanedioate (hindered amine light stabilizer 1) was shown to increase the thermal stability, measured by thermogravimetric analysis, from 360 to 395°C (Td<sub>5%</sub>). Using visible near-infrared spectroscopy and after 450 equivalent solar hours of ultraviolet irradiation, an average increase of 2.6% in the ultraviolet stability was also obtained in the wavelength range from 250 to 400 nm. A polydimethylsiloxane/dibromocarbazole 1.0 wt % did not improve the ultraviolet stability but exhibited a strong increase (about 100°C) of the degradation temperature of the polydimethylsiloxane.

## I. Introduction

THE space environment around the Earth is exceptionally complex and has a significant impact on the lifetime and performance of any orbiting satellite. Space irradiation is an important research area in aerospace industry. High-energy particles induce damage to materials

and electronic components in spacecrafts [1–3]. Silicone resins are often used and play a key role as coatings for space materials due to their high chain mobility and flexibility. For example, polydimethylsiloxane (PDMS) is a silicone polymer known to possess a high thermal stability and good resistance to oxidation and hydrolysis. The low glass transition temperature of polysiloxane resins makes them attractive for a wide variety of common applications such as adhesives and fabric finishing agents, but they are also increasingly considered in high-value aerospace applications, in particular as varnishing or encapsulating [4,5]. For these specific applications, PDMS resins have to be qualified in optical, thermal, and outgassing properties [6]. To consider their use as thermal control coating, it is necessary to improve their thermal and photostability in harsh environment.

The degradation mechanisms of PDMS under space conditions were described by several groups [7–11]. Their degradation under UV irradiation depends on the UV wavelength range and the dioxygen presence. Characteristic bonds of PDMS (Si-H, Si-C, Si-O, and C-H) are subject to homolytic cleavage and formation of free radicals. These highly reactive radicals can undergo various reactions such as recombination, disproportionation, and hydrogen abstraction. It is proposed that photon absorption by unsaturated bonds formed in the material leads to further photochemical reactions and eventually to the degradation of the PDMS resin by causing several inter- and/or intramolecular rearrangements [12,13]. Consequently, improved UV stability might be accomplished by limiting the formation of uncontrolled species, which bring important degradations. There are mainly two strategies to limit the material degradation against solar irradiation: the use of additives or protective coatings. In the last few years, several methods were investigated to restrict the damage caused by UV irradiation, namely the use of additives such as silsesquioxanes [14] and inorganic [15] or organic copolymers [16]. To protect the PDMS films, some researchers have also envisaged the deposition of ZnO or ZnO-doped quantum dots in the form of multilayers to obtain a UV-blocking material [17,18]. Another drawback of PDMS results from the insufficient thermal

Received 25 October 2015; revision received 7 June 2016; accepted for publication 30 June 2016; published online 3 October 2016. Copyright © 2016 by the American Institute of Aeronautics and Astronautics, Inc. All rights reserved. Copies of this paper may be made for personal and internal use, on condition that the copier pay the per-copy fee to the Copyright Clearance Center (CCC). All requests for copying and permission to reprint should be submitted to CCC at [www.copyright.com](http://www.copyright.com); employ the ISSN 0022-4650 (print) or 1533-6794 (online) to initiate your request.

<sup>\*</sup>Ph.D. Student, Polymerization Catalysis and Macromolecular Design, Bordeaux INP, Centre National de la Recherche Scientifique, Laboratoire de Chimie des Polymères Organiques, UMR5629, 16 Avenue Pey-Berland; Mikael.Planes@enscbp.fr.

<sup>†</sup>Research Engineer, Polymerization Catalysis and Macromolecular Design, Bordeaux INP, Centre National de la Recherche Scientifique, Laboratoire de Chimie des Polymères Organiques, UMR5629, 16 Avenue Pey-Berland; Cedric.Lecoz@enscbp.fr.

<sup>‡</sup>Professor Emiratus, Polymerization Catalysis and Macromolecular Design, Bordeaux INP, Centre National de la Recherche Scientifique, Laboratoire de Chimie des Polymères Organiques, UMR5629, 16 Avenue Pey-Berland; Alain.Soum@enscbp.fr.

<sup>§</sup>Professor, Polymerization Catalysis and Macromolecular Design, Bordeaux INP, Centre National de la Recherche Scientifique, Laboratoire de Chimie des Polymères Organiques, UMR5629, 16 Avenue Pey-Berland; carlotti@enscbp.fr.

<sup>¶</sup>Scientist, Space Environment Department; vrejsek@hotmail.com.

<sup>\*\*</sup>Scientist, Space Environment Department; Simon.Lewandowski@onera.fr.

<sup>††</sup>Scientist, Thermal Control Department, 18 Avenue Edouard Belin; Stephanie.Remaury@cnes.fr.

<sup>‡‡</sup>Scientist, Silicone Polymers Design R&D Department, 2 Rue Clément Ader; S.Sole@map-coatings.com.

stability of the polymer when used as thermal control coating [19]. This thermal stability could be improved by incorporating silica nanoparticles within the matrix or cross-linking the matrix with polymethylmethoxysiloxane [20,21]. Loading levels between 10 and 50% are necessary to obtain significant effects on the PDMS properties, but it is accompanied with a loss of transparency.

Other additives were reported in the literature as UV stabilizers, i.e., hindered amine light stabilizers (HALSs) [22], ultraviolet absorbers (UVAs) [23], and carbazoles [24]. HALSs, derived from 2,2,6,6-tetramethyl piperidine, are efficient light stabilizers that prevent the degradation of various polymers such as polyethylene. The mechanism of UV inhibition by HALS and UVA differs due to their chemical structures. In contrast, carbazoles and their polymeric derivatives act as UV absorbers due to their aromatic structure [25]. In this work, different UV stabilizers were mixed before the cross-linking of the PDMS by hydrosilylation [26,27]. The thermal and optical properties of PDMS were studied under UV irradiation at room temperature and under vacuum.

## II. Experimental Part

### A. Materials

PDMS was provided by MAP as a bicomponent material: base and curing agent. The base contains predominantly vinyl-terminated PDMS and Pt catalyst (Karstedt). The curing agent is a mixture of vinyl-terminated PDMS and hydride-terminated PDMS. Reference PDMS samples were prepared by mixing the base with the curing agent in a 10:1 ratio by weight. UV stabilizers are commercially available and purchased from Sigma Aldrich: 3,6-dibromo-9H-carbazole (carbazole 1), bis(2,2,6,6-tetramethylpiperidin-4-yl)decanedioate (HALS 1), bis(2,2,6,6-tetramethyl(octyloxy)piperidin-4-yl) decanedioate (HALS 2), 2-(tert-butyl)-6-(5-chloro-2H-benzo[d][1,2,3] triazol-2-yl)-4-methylphenol (UVA 1), and (2-hydroxy-4-methoxyphenyl) (2-hydroxyphenyl)methanone (UVA 2). The additive solutions were prepared at 10 mg/ml in n-heptane, dispersed into the base, and sonicated. Afterward, the mixture was homogenized by using a mechanical dispersion. Then, the solvent was removed under vacuum for 2 h, and the mixture was added to the curing agent for 15 h at 70°C to obtain the final cross-linked materials. The prepared formulations contained 0.5 to 2.0 wt% of additives. The thickness of the prepared samples was measured with a sliding caliper and was approximately 100  $\mu\text{m}$ .

### B. Initial Characterizations

Preliminary characterizations were carried out to validate the industrial cross-linking process and the resulting properties of the new silicone material.

Thermogravimetric analysis (TGA) of PDMS samples (10–15 mg) was performed on a TA Instruments Q50 under nitrogen atmosphere using platinum pans. Temperature profiles ranged from 25 to 600°C with a heating rate of 10°C · min<sup>-1</sup>.

Differential scanning calorimetry (DSC) measurements were carried out on a TA Instruments DSC Q100 LN2 (*t/T* modulation) by heating from -150 to 150°C with a ramp of 5°C · min<sup>-1</sup> and with samples weighted around 5 mg. The analyses were made with helium atmosphere using aluminum pans; the instrument was calibrated with indium sample.

ATA Instrument RSA3 (dynamic mechanical analysis, DMA) was used to study the thermomechanical properties of the PDMS samples under nitrogen atmosphere from 0 to 200°C at a heating rate of 5°C · min<sup>-1</sup>. The measurements were performed in compression mode at a frequency of 1 Hz, an initial static force of 0.5 N, and strain sweep of 0.1%.

### C. Aging and Postcharacterizations

UV irradiation was performed in a vacuum chamber coupled to a short arc xenon lamp (Oriol solar simulator, 1000 W). This equipment allows reproducing the solar irradiation distribution (250–2500 nm) close to the UV solar conditions. During the UV experiment, the pressure was maintained under 10<sup>-5</sup> mbar, and a water-cooling

system was used to control the temperature of the sample holder (25–30°C). A black paint was recovering the vacuum chamber to inhibit the reflection of UV radiations. The experiment time was in a range 450–500 of equivalent solar hours (ESH) corresponding to six months of geostationary flight. The change of the transmittance after UV irradiation allows estimating the UV resistance. The initial materials should have a high initial transmittance (greater than 90%) in the wavelength range from 250 to 1000 nm. The change in transmittance between 250 and 400 nm was used to estimate the UV stability of the composites, due to the fact that this wavelength range corresponds to 90% of the UV doses emitted by the sun.

Ultraviolet-visible-near-infrared (UV-vis-NIR) spectroscopy analyses were performed before and after photoaging (250–1000 nm) on a Perkin Elmer Lambda 900 double beam combined with an integrating sphere of 150 mm diameter in a spectral range from 250 to 1000 nm. The spectra were obtained with a scanning speed of 400 nm/min and a resolution of 1 nm.

To estimate the degradation of the materials all over the solar spectrum and for different wavelength ranges, the following formulas of solar transmittance were used [28,29]:

$$T_s = \frac{\int_{250}^{1000} T_s(\lambda) \cdot I_s \cdot d(\lambda)}{\int_{250}^{1000} I_s \cdot d(\lambda)} \quad (1a)$$

$$T_i = \frac{\int_{250}^{1000} T_i(\lambda) \cdot I_s \cdot d(\lambda)}{\int_{250}^{1000} I_s \cdot d(\lambda)} \quad (1b)$$

$$T_f = \frac{\int_{250}^{1000} T_f(\lambda) \cdot I_s \cdot d(\lambda)}{\int_{250}^{1000} I_s \cdot d(\lambda)} \quad (1c)$$

where  $T_s$  is the mean spectral transmittance of the material,  $I_s$  is the spectral irradiance of the sun (watt/micrometer/meter<sup>2</sup>, W/ $\mu\text{m}/\text{m}^2$ ),  $T_i$  is the initial mean transmittance before irradiation, and  $T_f$  is the final mean transmittance after irradiation [ $d(\lambda) = 1 \text{ nm}$ ].

$\Delta T_s$  is the level of degradation on each wavelength range in percent:

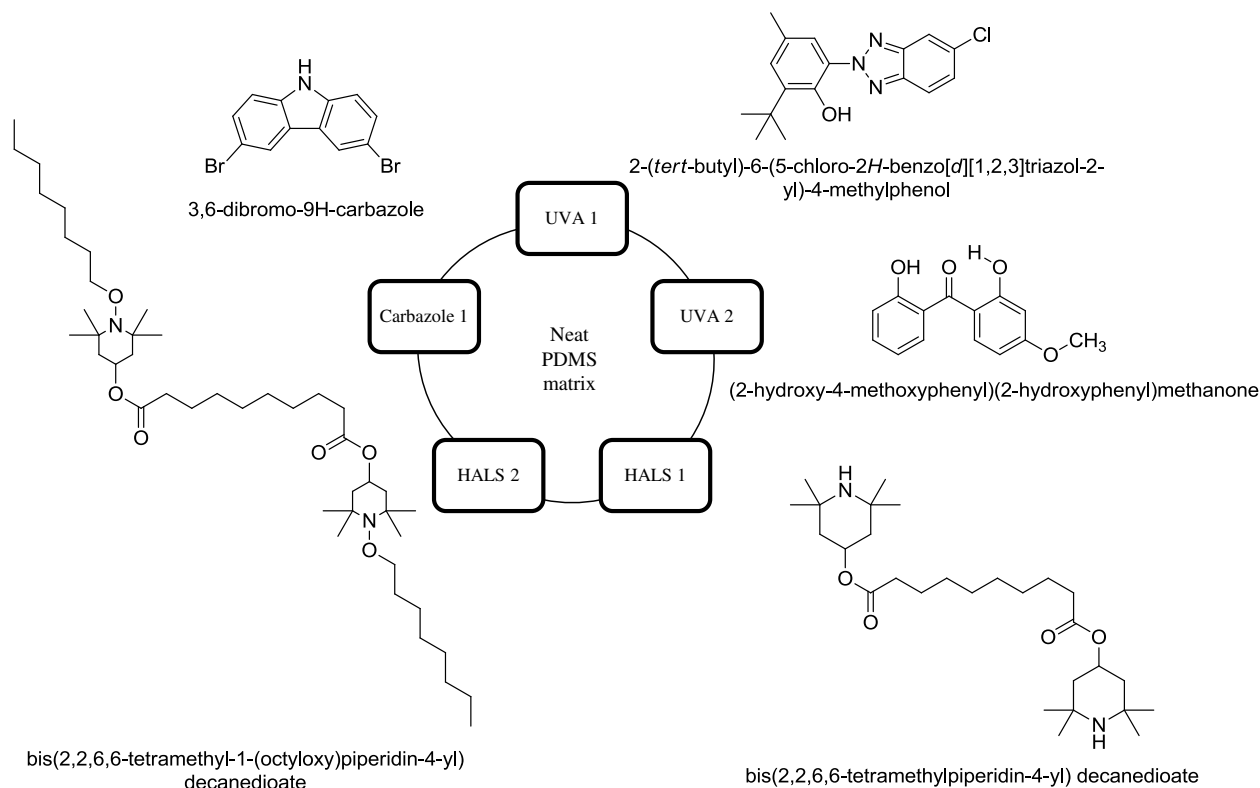
$$\Delta T_s(\%) = T_i - T_f \quad (2)$$

and  $\Delta g$  is the gain in UV stability in percent:

$$\Delta g(\%) = \Delta T_s \text{ Neat PDMS} - \Delta T_s \text{ PDMS/additive} \quad (3)$$

### D. Evolution of the Optical Properties During the Photoaging

Optical performance is the main parameter in the space domain that defines the quality of the UV protective coating. To investigate the optical performance, an unexposed composite coating was compared to a sample that has received 450–500 ESH. To meet the requirements of the optical properties, the maximum loading level of additives employed in the PDMS matrix was adjusted to 2.0 wt%. The photostability of the PDMS/additive was investigated by performing photoaging experiments based on a specifically designed procedure for the characterization of aerospace coatings. For these experiments, thin PDMS films (100  $\mu\text{m}$  thickness) containing 0.5 to 2.0 wt% of UV additives were prepared, and the transmittance was measured before and after UV irradiation. The UV photoaging tests were conducted through two irradiation sessions. To calculate more precisely the improvement in UV stability of the films, Eq. (1a) was employed for two wavelength ranges (250–1000 nm and 250–400 nm). These calculations permit to obtain the mean transmittance of the materials on the wavelength range, which was used to compare the behavior of each composite under UV irradiation. The initial mean transmittance  $T_i$  is calculated for each film before irradiation Eq. (1b). Afterward, the final mean transmittance  $T_f$  is also calculated after irradiation [Eq. (1c)]. Equation (2) was used to obtain the level of degradation on each wavelength range. Finally, the gain in UV stability ( $\Delta g$ ) was estimated with Eq. (3).



**Fig. 1** Structures of studied UV stabilizers for cross-linked PDMS.

### III. Results and Discussion

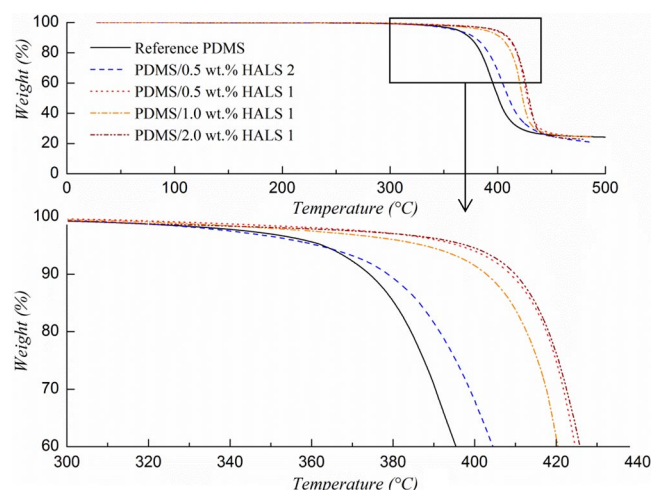
Cross-linked PDMS were synthesized and characterized in the presence of several UV stabilizers, which are illustrated in Fig. 1. Two different chemical structures of HALS only differing by the moiety on their piperidine unit were studied. HALS 1 possesses a hydrogen atom on the piperidine nitrogen, which can form hydrogen bonds with the oxygen atoms in the PDMS chains. In contrast, HALS 2 bears an alkoxy chain, which can act as a plasticizer of the PDMS. The efficiency of HALS is explained by a regenerative process, which was described by McCusker and Gijsman [30,31]. HALSs are made of secondary or tertiary cyclic amine units and of ester groups. After oxidation of the amine moiety, the formed nitroxide can act as radical scavenger. More important, the nitroxyl radicals can react with polymeric alkyl radicals to form alkoxy hindered amine derivatives, which are postulated to further react with alkylperoxy radicals, forming dialkylperoxides and regenerating the active nitroxyl radicals [32]. In addition, HALS can be used to enhance flame retardancy of polymeric materials. Two commercial UV stabilizers, i.e., 2,2'-dihydroxy-4-methoxybenzophenone (UVA 1) and 2-*tert*-Butyl-6(5-chloro-2H-benzotriazol-2-yl)-4-methylphenol (UVA 2), were also used. UVAs absorb a photon to reach an excited state. Phenolic types can undergo a rapid hydrogen transfer to a heteroatom in their first excited singlet state to form a vibrationally excited ground state species, which can lose thermal energy and transfer back the hydrogen to reform the fundamental state. This cycle is completed within nanoseconds for most UVAs [33,34]. The photon absorption by the PDMS chain is therefore expected to be decreased. Finally, carbazole-based compounds present also an interest as UV stabilizers for PDMS resins because they are well-known fluorescent labels in biology and possess an excellent UV absorption [35].

#### A. Hindered Amine Light Stabilizers as Polydimethylsiloxane Additives

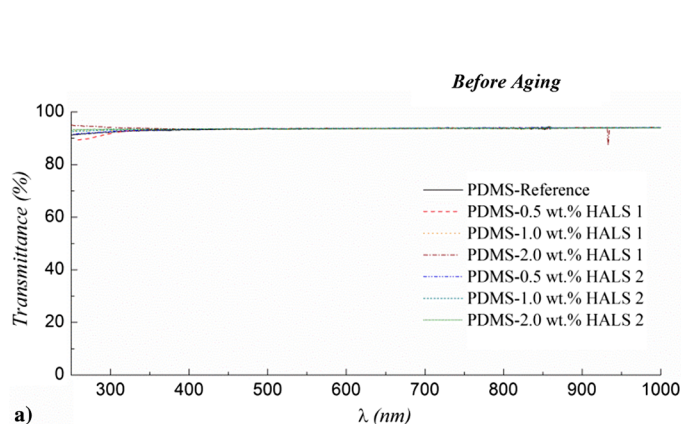
All systems (PDMS/additive), with a variation of 0.5–2.0 wt% UV stabilizers added, were characterized by TGA, DSC, and DMA to determine their thermal properties, elastic modulus, and cross-linking process before UV irradiation. The temperature of cross-linking was

recorded by DSC analysis on the neat PDMS. The thermogram revealed an exothermic event at 80°C corresponding to the formation of a three-dimensional network. To confirm the efficiency of the curing process (15 h at 70°C), DSC analyses were performed on neat cross-linked PDMS, and no exothermic peak during the first temperature ramp was observed at 80°C. In the same way, the features of the cross-linked PDMS/additives were investigated. After the curing process, no exothermic signal was recorded in the presence of the HALS. The glass transition temperature of the PDMS was unchanged at  $-120^{\circ}\text{C}$ . Elastic modulus measured by DMA was also shown to be identical for the neat and composite PDMS at about  $10^6$  Pa and in the expected range of elastomeric materials [36].

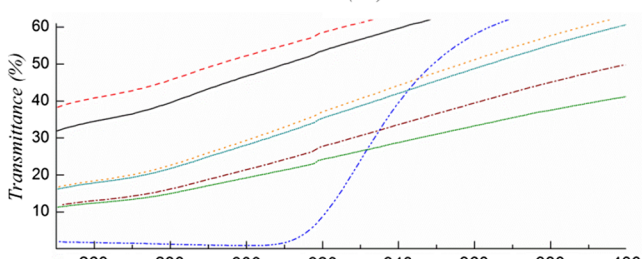
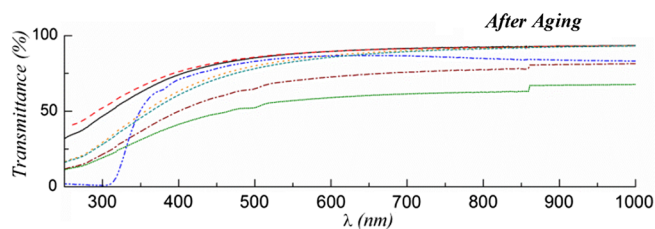
TGA analyses revealed that the amount of added HALS has an impact on the thermal stability of the material (Fig. 2). The main degradation temperature of the neat PDMS recorded at  $T_{d5\%} = 360^{\circ}\text{C}$  corresponds to the depolymerization of PDMS backbone through random chain scission reactions and formation of



**Fig. 2** Thermal degradation profile of PDMS with HALS 1 and 2 under nitrogen.



a)



b)

Fig. 3 UV spectra (250–1000 nm range) of PDMS films prepared with HALS 1 and 2: a) before, and b) after UV irradiation (450 ESH).

low-molar-mass cyclic siloxane species [37,38]. The degradation temperature at 5% weight loss for the silicone resin with 0.5 wt% HALS 2 was close to the initial PDMS (Fig. 2). No influence on the thermal stability was observed with higher amounts of HALS 2. In contrast, HALS 1 showed a significant effect on the thermal stability with a  $T_{d5\%}$  up to 395°C.

UV-vis-NIR spectroscopy was then performed to observe any difference in UV stability between the neat silicone resin and the resins containing 0.5 to 2.0 wt% of HALS 1 and 2 (Fig. 3). The change in UV transmittance of the PDMS films before irradiation is presented Fig. 3a. Concerning the neat PDMS, the transmittance before irradiation is relatively constant throughout the wavelength region from 250 to 1000 nm with a transmittance of around 92%. Regardless of the additives used, the optical properties before irradiation were similar, and the initial transmittance measured was above 90%. After the UV irradiation (450–500 ESH), a loss of transmittance equal to 32% at 250 nm is observed for the neat PDMS (Fig. 3b). Its degradation is induced by the homolytic bond cleavage on the main chain leading to inter- and/or intramolecular rearrangements. These photochemical reactions explain the yellowing of the neat resin. This coloring could also be caused by the Karstedt's catalyst because, under specific UV irradiation, colloidal Pt species are formed, leading to a loss of optical transparency [39]. Regardless of the nature and the amount of HALS investigated, a higher UV degradation was observed in the wavelength ranges of 250–1000 and 250–400 nm for all materials except for the PDMS containing 0.5 wt% of HALS 1 (Fig. 3b). An average increase of 2.6% in UV stability was determined for the latter in the wavelength range from 250 to 400 nm. The radicals formed from this additive are expected to trap radicals coming from the polymer degradation. Gijsman et al. reported that the efficiency of HALSs as UV stabilizers depends on the presence of dioxygen and that high  $O_2$  levels are beneficial [31]. The UV irradiation was performed here under high vacuum ( $10^{-5}$  mbar), meaning that only traces of dioxygen are present and that the efficiency of HALS is expected to be lower. Besides, the two studied structures only differ by the moiety on their piperidine unit. HALS 1 possesses a hydrogen atom at the piperidine nitrogen, whereas HALS 2 bears an alkoxy chain. The bond enthalpy is higher for N-H bond than N-O bond (i.e., 93 versus 55 kcal · mol<sup>-1</sup>), meaning that the homolytic cleavage of the N-O bond is much easier [32]. The degradation of PDMS with HALS 2 is more pronounced and can be explained by an easier formation of radicals that contribute to the degradation instead to trap the radicals formed by the degradation of the PDMS. This hypothesis was confirmed by an increased loading of additives, whatever the structure, which leads to a pronounced degradation and as also observed for polypropylene [40].

## B. Ultraviolet Absorbers and Dibromocarbazole as Polydimethylsiloxane Additives

2, 2'-Dihydroxy-4-methoxybenzophenone (UVA 1), 2-tert-Butyl-6(5-chloro-2H-benzotriazol-2-yl) 4-methylphenol (UVA 2), and 3,6-dibromo-9H-carbazole were studied as UV stabilizers for PDMS resins. In contrast to the HALS additives, UVAs were specifically developed for space applications and other polymers because their UV inhibition mechanisms do not require oxygen. Unfortunately, no miscibility between those UVAs and the PDMS could be obtained, resulting in heterogeneous and not usable materials.

The cross-linking process of a silicone resin containing 1.0 wt% of 3,6-dibromo-9H-carbazole was followed by DSC. A curing process of 15 h at 70°C was again appropriate. The elastic modulus measured by DMA at  $10^6$  Pa was not modified by addition of the carbazole derivative. Halogens (Cl and Br) are well known to be good flame retardants and were used for decades in electrical engineering applications, textile treatments, product construction, and polyurethane foams to prevent ignition or to delay and slow the spread of fire by interrupting or disturbing the combustion process [41–43]. Bromine atoms in dibromocarbazole are also expected here to induce higher thermal stability than neat PDMS. The PDMS/dibromocarbazole thermogravimetric analysis showed a strong increase (about 100°C) of the degradation temperature as compared to the neat PDMS, with a  $T_{d5\%}$  close to 460°C (Fig. 4).

UV-vis-NIR spectroscopy was then performed before and after UV irradiation on a PDMS prepared with 1.0 wt% of

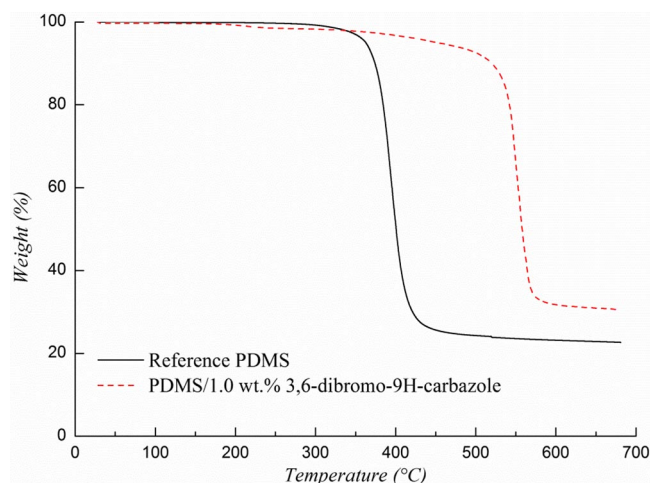
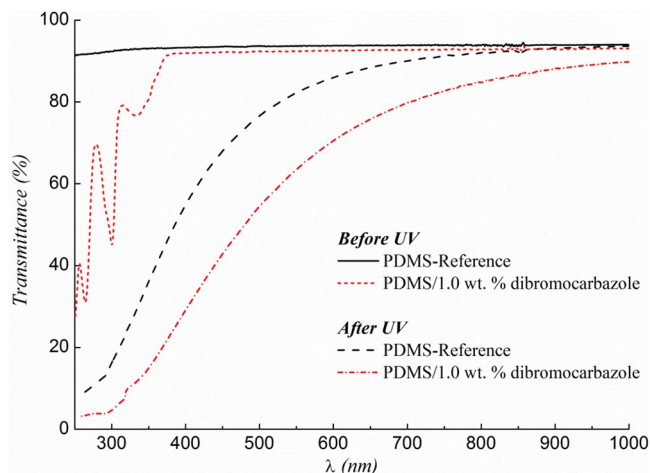


Fig. 4 Thermal degradation of PDMS with 1.0 wt% of dibromocarbazole under nitrogen atmosphere.



**Fig. 5** UV-vis-NIR spectra of PDMS films with dibromocarbazole, before and after UV irradiation (500 ESH).

dibromocarbazole. The bond enthalpy is relatively low for C-Br ( $68 \text{ kcal} \cdot \text{mol}^{-1}$ ), and the homolytic cleavage can occur quite easily. The change in UV transmittance of the PDMS films before irradiation is presented in Fig. 5. The transmittance of the neat PDMS before irradiation is rather constant throughout the wavelength region of 250–1000 nm with a transmittance around 90%. In contrast, the transmittance before UV irradiation for a silicone resin containing 3,6-dibromo-9H-carbazole is 30% lower for short wavelength as compared to the reference material and is explained by the light absorbance of the carbazole derivative at  $\sim 280\text{-nm}$  [44].

After the UV irradiation, a loss of transmittance is observed between 250 and 400 nm, going down to 7% at 250 nm for the neat PDMS (Fig. 5) and 3% for the PDMS/1.0 wt% dibromocarbazole. The difference of transmittance between neat PDMS shown Figs. 3, 5 is due to an irradiation time difference: 450 and 500 ESH, respectively. The degradation of the silicone resin with 1.0 wt% of dibromocarbazole was not satisfying, with a calculated average decrease of 14.5%.

#### IV. Conclusions

Different additives (hindered amine light stabilizer (HALS), ultraviolet absorber (UVA), and dibromocarbazole) for silicone resins were investigated with the aim to enhance the thermal and UV stabilities of cross-linked polydimethylsiloxane (PDMS). The chemical compatibility between the UV stabilizers and the polymer was shown to be a key feature. HALS and dibromocarbazole yielded homogeneous materials when UVAs did not. Addition of 0.5 wt% of HALS I can slightly improve both the thermal stability (from 360 to 395°C) and the UV stability (up to 2.6%). Increasing the amount of this additive led to a decrease of the UV stability and a yellowing of the resin. The use of a dibromocarbazole revealed the efficiency of an aromatic/halogen structure as a thermal stabilizer of a PDMS resin.

#### Acknowledgments

This work was supported by a cofunding between Centre National d'Études Spatiales, the French Space Agency, and ONERA–The French Aerospace Lab. The authors also thank MAP Coatings, for their participation in this project, and the Laboratoire de Chimie des Polymères Organiques, where most of the experiments have been performed.

#### References

[1] Grossman, E., and Gouzman, I., "Space Environment Effects on Polymers in Low Earth Orbit," *Nuclear Instruments and Methods in Physics Research, Section B: Beam Interactions with Materials and Atoms*, Vol. 208, Nos. 1–4, 2003, pp. 48–57.

[2] Özçam, A. E., Efimenko, K., and Genzer, J., "Effect of Ultraviolet/ozone Treatment on the Surface and Bulk Properties of Poly(Dimethyl

Siloxane) and Poly(Vinylmethyl Siloxane) Networks," *Polymer*, Vol. 55, No. 14, 2014, pp. 3107–3119.

[3] Xiao, H., Li, C., Yang, D., and He, S., "Optical Degradation of Silicone in ZnO/Silicone White Paint Irradiated by <200-keV Protons," *Nuclear Instruments and Methods in Physics Research, Section B: Beam Interactions with Materials and Atoms*, Vol. 266, No. 15, 2008, pp. 3375–3380. doi:10.1016/j.nimb.2008.05.006

[4] Colas, A., "Silicones: Preparation, Properties and Performances," Dow Corning Rept. 01-3077-01, Midland, MI, 2005.

[5] Andriot, M., Degroot, J. V., Meeks, R., Gerlach, E., Jungk, M., Wolf, A. T., Cray, S., Easton, T., Mountney, A., and Leadley, S., et al., "Silicones in Industrial Applications," *Inorganic Polymers*, 2007, pp. 61–161.

[6] Guillaumon, O., Remaury, S., Nabarra, P., and Combes, H., "Development of a New Silicone Adhesive for Space Use: Mapsil@ QS 1123," *9th International Conference on Protection of Materials and Structures from Space Environment*, edited by Kleiman, J. I., Vol. 1087, Toronto, Canada, 2009, pp. 1–6.

[7] Delman, A. D., Landy, M., and Simms, B. B., "Photodecomposition of Polymethylsiloxane," *Journal of Polymer Science Part A: Polymer Chemistry*, Vol. 7, No. 12, 1969, pp. 3375–3386.

[8] Smeenk, N. J., Mooney, C., Feenstra, J., Mulder, P., Rohr, T., Semprinoschnig, C. O. A., Vlieg, E., and Schermer, J. J., "Space Environmental Testing of Flexible Coverglass Alternatives Based on Siloxanes," *Polymer Degradation and Stability*, Vol. 98, No. 12, 2013, pp. 2503–2511. doi:10.1016/j.polymdegradstab.2013.09.008

[9] Zhang, L. X., He, S. Y., Xu, Z., and Wei, Q., "Damage Effects and Mechanisms of Proton Irradiation on Methyl Silicone Rubber," *Materials Chemistry and Physics*, Vol. 83, Nos. 2–3, 2004, pp. 255–259. doi:10.1016/j.matchemphys.2003.09.043

[10] Hill, D. J. T., Preston, C. M. L., Salisbury, D. J., and Whittaker, A. K., "Molecular Weight Changes and Scission and Crosslinking in Poly (Dimethyl Siloxane) on Gamma Radiolysis," *Radiation Physics and Chemistry*, Vol. 62, No. 1, 2001, pp. 11–17. doi:10.1016/S0969-806X(01)00416-9

[11] Jochem, H., Rejsek-Riba, V., Maerten, E., Remaury, S., Solé, S., Sierra, G., Baceiredo, A., and Guillaumon, O., "Effects of 400 keV Electrons Flux on Two Space Grade Silicone Rubbers," *Materials Chemistry and Physics*, Vol. 141, No. 1, 2013, pp. 189–194. doi:10.1016/j.matchemphys.2013.05.002

[12] Vasilets, V. N., Kovalchuk, A. V., and Ponomare, A. N., "Photooxidation of Siloxane Polymers Under Vacuum Ultraviolet Irradiation," *Journal of Photopolymer Science and Technology*, Vol. 7, No. 1, 1994, pp. 165–174. doi:10.2494/photopolymer.7.165

[13] Fischer, H. R., Semprinoschnig, C., Mooney, C., Rohr, T., van Eck, E. R. H., and Verkuijden, M. H. W., "Degradation Mechanism of Silicone Glues Under UV Irradiation and Options for Designing Materials with Increased Stability," *Polymer Degradation and Stability*, Vol. 98, No. 3, 2013, pp. 720–726. doi:10.1016/j.polymdegradstab.2012.12.022

[14] Lin, Q., Angelopoulou, M., Katnani, A. D., and Sooriyakumamnr, R., "U.S Patent Application for Silsesquioxane Polymers, Method of Synthesis, Photoresist Composition, and Multilayer Lithographic Method," Docket No. 6.340.734 B1, filed 7 Dec. 1999.

[15] Chiavari, C., Balbo, A., Bernardi, E., Martini, C., Zanotto, F., Vassura, I., Bignozzi, M. C., and Monticelli, C., "Organosilane Coatings Applied on Bronze: Influence of UV Radiation and Thermal Cycles on the Protectiveness," *Progress in Organic Coatings*, Vol. 82, May 2015, pp. 91–100. doi:10.1016/j.porgcoat.2015.01.017

[16] Kotlík, P., Doubravová, K., Horálek, J., Kubác, L., and Akrman, J., "Acrylic Copolymer Coatings for Protection Against UV Rays," *Journal of Cultural Heritage*, Vol. 15, No. 1, 2014, pp. 44–48. doi:10.1016/j.culher.2013.01.002

[17] de Lima, J. F., Martins, R. F., and Serra, O. A., "Transparent UV-Absorbers Thin Films of Zinc Oxide: Ceria System Synthesized via Sol-Gel Process," *Optical Materials*, Vol. 35, No. 1, 2012, pp. 56–60. doi:10.1016/j.optmat.2012.06.016

[18] Girigoswami, K., Viswanathan, M., Murugesan, R., and Girigoswami, A., "Studies on Polymer-Coated Zinc Oxide Nanoparticles: UV-Blocking Efficacy and in Vivo Toxicity," *Materials Science and Engineering: C*, Vol. 56, Nov. 2015, pp. 501–510. doi:10.1016/j.msec.2015.07.017

[19] Hanu, L. G., Simon, G. P., and Cheng, Y.-B., "Thermal Stability and Flammability of Silicone Polymer Composites," *Polymer Degradation and Stability*, Vol. 91, No. 6, 2006, pp. 1373–1379. doi:10.1016/j.msec.2015.07.01710.1016/j.polymdegradstab.2005.07.021

- [20] Han, Y., Zhang, J., Shi, L., Qi, S., Cheng, J., and Jin, R., "Improvement of Thermal Resistance of Polydimethylsiloxanes with Polymethylmethoxysiloxane as Crosslinker," *Polymer Degradation and Stability*, Vol. 93, No. 1, 2008, pp. 242–251.  
doi:10.1016/j.polymdegradstab.2007.09.010
- [21] Chen, D., Chen, F., Hu, X., Zhang, H., Yin, X., and Zhou, Y., "Thermal Stability, Mechanical and Optical Properties of Novel Addition Cured PDMS Composites with Nano-Silica Sol and MQ Silicone Resin," *Composites Science and Technology*, Vol. 117, Sept. 2015, pp. 307–314.  
doi:10.1016/j.compscitech.2015.07.003
- [22] Bojinov, V. B., "Synthesis of Novel Bifunctional Hindered Amine—UV Absorber Polymer Stabilizers," *Polymer Degradation and Stability*, Vol. 91, No. 1, 2006, pp. 128–135.  
doi:10.1016/j.polymdegradstab.2005.04.019
- [23] Dobashi, Y., and Ohkatsu, Y., "Dependence of Ultraviolet Absorbers' Performance on Ultraviolet Wavelength," *Polymer Degradation and Stability*, Vol. 93, No. 2, 2008, pp. 436–447.  
doi:10.1016/j.polymdegradstab.2007.11.011
- [24] Sawicki, E., "Synthesis and Ultraviolet Absorption Spectra Studies of 2,3- and 3,4-Disubstituted Carbazoles," *Journal of American Chemical Society*, Vol. 76, No. 10, 1953, pp. 664–667.
- [25] Tsuyoshi, M., Osako, H., and Shigehara, K., "Synthesis and Properties of 1,8-Carbazole-Based Conjugated Copolymers," *Polymers*, Vol. 2, No. 3, 2010, pp. 159–173.  
doi:10.3390/polym2030159
- [26] Lewis, L. N., Stein, J., Gao, Y., Colborn, R. E., and Hutchins, G., "Platinum Catalysts Used in the Silicone Industry," *Platinum Metals Reviews*, Vol. 41, No. 2, 1997, pp. 66–75.
- [27] De Vekki, D. A., Spevak, V. N., Kuchaev, E. A., and Skvortsov, N. K., "Hydrosilylation of Siloxanes in the Presence of Pt(II) and Pt(IV) Complexes," *Russian Journal of General Chemistry*, Vol. 75, No. 11, 2005, pp. 1757–1762.  
doi:10.1007/s1176-005-0505-6
- [28] "Space Product Assurance Availability Analysis," European Space Agency/European Space Research and Technology Centre, Requirements and Standards Division Rept. ECSS-Q-ST-09C, Noordwijk, The Netherlands, 2008.
- [29] Ohnishi, A., Toyotome, N., Ninomiya, K., and Hahashi, T., "Measurements of Solar Absorbance and Thermal Emittance of Lunar Simulants," *Electrical Engineering in Japan*, Vol. 103, No. 1, 1983, pp. 9–16.
- [30] McCusker, M., "A UVA/HALS Primer: Everything You've Ever Wanted to Know About Light Stabilizers—Part II," *Metal Finishing*, Vol. 97, No. 6, 1999, pp. 83–86.  
doi:10.1016/S0026-0576(00)83890-8
- [31] Gijsman, P., Hennekens, J., and Tummers, D., "The Mechanism of Action of Hindered Amine Light Stabilizers," *Polymer Degradation and Stability*, Vol. 39, No. 2, 1993, pp. 225–233.  
doi:10.1016/0141-3910(93)90099-5
- [32] Balabanovich, A. I., Klimovtsova, I. A., Prokopovich, V. P., and Prokopchuk, N. R., "Thermal Stability and Thermal Decomposition Study of Hindered Amine Light Stabilizers," *Thermochimica Acta*, Vol. 459, Nos. 1–2, 2007, pp. 1–8.  
doi:10.1016/j.tca.2007.03.012
- [33] Pickett, J. E., "Review and Kinetic Analysis of the Photodegradation of UV Absorbers," *Macromolecular Symposia*, Vol. 115, No. 1, 1997, pp. 127–141.  
doi:10.1002/masy.v115.1
- [34] Razaz, S. B., Afsharnia, A., and Ahmadi, A., "Synthesis of Anthraquinone Containing Acrylates and Their Applications as UV-Absorber and UV-Curable Monomers," *Journal of Applied Chemical Research*, Vol. 18, 2011, pp. 13–17.
- [35] van Dijken, A., Bastiaansen, J. A. M., Kiggen, Nicole M. M., Langeveld, Bea M. W., Rothe, C., Monkman, A., Bach, I., Stosel, P., and Brunner, K., "Carbazole Compounds as Host Materials for Triplet Emitters in OLEDs: Polymer Host for High Efficiency LEDs," *Journal of American Chemical Society*, Vol. 126, No. 24, 2004, pp. 7718–7727.  
doi:10.1021/ja049771j
- [36] Meththananda, I. M., Parker, S., Patel, M. P., and Braden, M., "The Relationship Between Shore Hardness of Elastomeric Dental Materials and Young's Modulus," *Dental Materials*, Vol. 25, No. 8, 2009, pp. 956–959.  
doi:10.1016/j.dental.2009.02.001
- [37] Camino, C., Lomakin, S. M., and Lazzari, M., "Polydimethylsiloxane Thermal Degradation Part 1. Kinetic Aspects," *Polymer*, Vol. 42, No. 6, 2001, pp. 2395–2402.  
doi:10.1016/S0032-3861(00)00652-2
- [38] Camino, G., Lomakin, S. M., and Lageard, M., "Thermal Polydimethylsiloxane Degradation. Part 2. The Degradation Mechanisms," *Polymer*, Vol. 43, No. 7, 2002, pp. 2011–2015.  
doi:10.1016/S0032-3861(01)00785-6
- [39] Lewis, L. N., and Lewis, N., "Platinum-Catalyzed Hydrosilylation-Colloid Essential Step," *Journal of the American Chemical Society*, Vol. 108, No. 23, 1986, pp. 7228–7231.  
doi:10.1021/ja00283a016
- [40] Kaci, M., Hebal, G., Touati, N., Rabouhi, A., Zaidi, L., and Djidjelli, H., "Kinetic Study of Hindered Amine Light Stabilizer Photografting in Poly(Propylene) Films Under Natural Weathering and Accelerated UV Conditions: Effect of Additive Concentration," *Macromolecular Materials and Engineering*, Vol. 289, No. 7, 2004, pp. 681–687.  
doi:10.1002/(ISSN)1439-2054
- [41] Avondo, G., Vovelle, C., and Delbourgo, R., "The Role of Phosphorus and Bromine in Flame Retardancy," *Combustion and Flame*, Vol. 31, 1978, pp. 7–16.  
doi:10.1016/0010-2180(78)90109-8
- [42] Hutzinger, O., Sundström, G., and Safe, S., "Environmental Chemistry of Flame Retardants Part 1. Introduction and Principles," *Chemosphere*, Vol. 5, No. 1, 1976, pp. 3–10.  
doi:10.1016/0045-6535(76)90048-5
- [43] Hutzinger, O., Dumler, R., Lenoir, D., Teufl, C., and Thoma, H., "PBDD and PBDF from Brominated Flame Retardants: Combustion Equipment, Analytical Methodology and Synthesis of Standards," *Chemosphere*, Vol. 18, Nos. 1–6, 1989, pp. 1235–1242.  
doi:10.1016/0045-6535(89)90260-9
- [44] Li, L., Wangb, P., Huc, Y., Lin, G., Wua, Y., Huang, W., and Zhaoa, Q., "Novel Carbazole Derivatives with Quinoline Ring: Synthesis, Electronic Transition, and Two-Photon Absorption Three-Dimensional Optical Data Storage," *Spectrochimica Acta Part A: Molecular and Biomolecular Spectroscopy*, Vol. 139, March 2015, pp. 243–252.  
doi:10.1016/j.saa.2014.10.122

M. Timothy  
Associate Editor