



HAL
open science

Area-preserving diffeomorphisms of the hyperbolic plane and K-surfaces in Anti-de Sitter space.

Francesco Bonsante, Andrea Seppi

► **To cite this version:**

Francesco Bonsante, Andrea Seppi. Area-preserving diffeomorphisms of the hyperbolic plane and K-surfaces in Anti-de Sitter space.. *Journal of topology*, 2018, 11 (2), pp.420-468. hal-01474685v2

HAL Id: hal-01474685

<https://hal.science/hal-01474685v2>

Submitted on 31 Jan 2019

HAL is a multi-disciplinary open access archive for the deposit and dissemination of scientific research documents, whether they are published or not. The documents may come from teaching and research institutions in France or abroad, or from public or private research centers.

L'archive ouverte pluridisciplinaire **HAL**, est destinée au dépôt et à la diffusion de documents scientifiques de niveau recherche, publiés ou non, émanant des établissements d'enseignement et de recherche français ou étrangers, des laboratoires publics ou privés.

AREA-PRESERVING DIFFEOMORPHISMS OF THE HYPERBOLIC PLANE AND K -SURFACES IN ANTI-DE SITTER SPACE

FRANCESCO BONSANTE AND ANDREA SEPPI

ABSTRACT. We prove that any weakly acausal curve Γ in the boundary of Anti-de Sitter (2+1)-space is the asymptotic boundary of two spacelike K -surfaces, one of which is past-convex and the other future-convex, for every $K \in (-\infty, -1)$. The curve Γ is the graph of a quasisymmetric homeomorphism of the circle if and only if the K -surfaces have bounded principal curvatures. Moreover in this case a uniqueness result holds.

The proofs rely on a well-known correspondence between spacelike surfaces in Anti-de Sitter space and area-preserving diffeomorphisms of the hyperbolic plane. In fact, an important ingredient is a representation formula, which reconstructs a spacelike surface from the associated area-preserving diffeomorphism.

Using this correspondence we then deduce that, for any fixed $\theta \in (0, \pi)$, every quasisymmetric homeomorphism of the circle admits a unique extension which is a θ -landslide of the hyperbolic plane. These extensions are quasiconformal.

1. INTRODUCTION

Since the groundbreaking work of Mess [Mes07], the interest in the study of Anti-de Sitter manifolds has grown, often motivated by the similarities with hyperbolic three-dimensional geometry, and with special emphasis on its relations with Teichmüller theory of hyperbolic surfaces. See for instance [ABB⁺07, BBZ07, BBZ11, BKS11, BS12, KS07, BST17]. In fact, as outlined in [AAW00, BS10, Sep17b, Sep16], several constructions can be generalized in the context of universal Teichmüller space. For instance, given a smooth spacelike convex surface S in Anti-de Sitter space, or a maximal surface, one can define two *projections* from S to the hyperbolic plane \mathbb{H}^2 , and their composition provides a diffeomorphism Φ between domains of \mathbb{H}^2 . In the context of non-smooth surfaces, an example of this phenomenon was already introduced by Mess, who observed that a *pleated surface* provides an *earthquake map* of \mathbb{H}^2 . If S is a smooth *maximal surface* (namely, a surface of zero mean curvature), then the associated map is a *minimal Lagrangian map*. A generalization of minimal Lagrangian maps are the so-called θ -*landslides*, which are one of the main objects of this paper. A θ -landslide can be defined as a composition $\Phi = f_2 \circ (f_1)^{-1}$, where f_1 and f_2 are harmonic maps from a fixed Riemann surface, with Hopf differentials satisfying the relation

$$\text{Hopf}(f_1) = e^{2i\theta} \text{Hopf}(f_2).$$

The θ -landslides are precisely the maps associated to K -surfaces, i.e. surfaces of constant Gaussian curvature.

In this paper, we will frequently jump from one approach to the other: on the one hand, the study of convex surfaces in Anti-de Sitter space, with special interest in K -surfaces; on the other hand, the corresponding diffeomorphisms of (subsets of) \mathbb{H}^2 , in particular θ -landslides.

The authors were partially supported by FIRB 2010 project “Low dimensional geometry and topology” (RBFR10GHHH003). The first author was partially supported by PRIN 2012 project “Moduli strutture algebriche e loro applicazioni”. The authors are members of the national research group GNSAGA.

A representation formula for convex surfaces. Let us briefly review the definition of the diffeomorphism Φ associated to a convex spacelike surface in Anti-de Sitter space, and survey the previous literature. Anti-de Sitter space AdS^3 can be identified to $\text{Isom}(\mathbb{H}^2)$, endowed with the Lorentzian metric of constant curvature -1 which comes from the Killing form. The group of orientation-preserving, time-preserving isometries of AdS^3 is identified to $\text{Isom}(\mathbb{H}^2) \times \text{Isom}(\mathbb{H}^2)$, acting by composition on the left and on the right.

The essential point of the construction is the fact that the space of timelike geodesics of AdS^3 is naturally identified to $\mathbb{H}^2 \times \mathbb{H}^2$, where a point (x, y) parameterizes the geodesic $L_{x,y} = \{\gamma \in \text{Isom}(\mathbb{H}^2) : \gamma(y) = x\}$, as proved in [Bar08a]. This fact has been used in several directions, see for instance [Kas09, DGK16, GK17, Gué15, Bar08a, Bar08b, BBS11]. When S is spacelike surface, for every point $\gamma \in S$ the orthogonal line is timelike and thus it determines two points (x, y) of \mathbb{H}^2 . Thus one can define the *left projection* $\pi_l(\gamma) = x$ and the *right projection* $\pi_r(\gamma) = y$, and therefore construct the associated map $\Phi = \pi_r \circ \pi_l^{-1}$. This fact was first observed in [Mes07] when S is a pleated surface, thus producing earthquake maps. For smooth convex surfaces, as observed in [KS07], it turns out that $\Phi = \pi_r \circ \pi_l^{-1}$ is a diffeomorphism of (subsets of) \mathbb{H}^2 which preserves the area. In [AAW00, BS10, Sep17b] the case in which S is a maximal surface, and correspondingly Φ is a minimal Lagrangian diffeomorphism, has been extensively studied. A similar construction has also been applied to surfaces with certain singularities in [KS07, Tou16]. More recently, progresses have been made on the problem of characterising the area-preserving maps Φ obtained by means of this construction, satisfying certain equivariance properties, see [Bar16, BS17a, Sep17a].

The first problem addressed in this paper is to what extent the surface S can be reconstructed from the datum of the area-preserving diffeomorphism Φ . By construction, the surface S has to be orthogonal to the family of timelike geodesics $\{L_{x,\Phi(x)}\}$. Another basic observation is that, given a surface S , for every smooth surface obtained from S by following the normal evolution of S , the associated map is still the same map Φ . In fact, the orthogonal geodesics of the parallel surfaces of S are the same as those of S . Up to this ambiguity, we are able to provide an explicit construction for the inverse of the left projection π_l , only in terms of Φ . Actually we will give a 1-parameter family of maps into AdS^3 , thus reconstructing all the parallel surfaces which have associated map Φ .

Of course there are conditions on the map Φ . In fact, if Φ is a map which is associated to a surface S , then it is not difficult to prove that there exists a smooth $(1, 1)$ -tensor b such that, if $g_{\mathbb{H}^2}$ denotes the hyperbolic metric,

$$\Phi^* g_{\mathbb{H}^2} = g_{\mathbb{H}^2}(b \cdot, b \cdot). \quad (1)$$

and b satisfies the conditions:

$$d^\nabla b = 0, \quad (2)$$

$$\det b = 1, \quad (3)$$

$$\text{tr } b \in (-2, 2), \quad (4)$$

where ∇ is the Levi-Civita connection of \mathbb{H}^2 . We prove the following converse statement:

Theorem 1.1. *Let $\Phi : \Omega \rightarrow \Omega'$ be a diffeomorphism between two open domains of \mathbb{H}^2 . Suppose that there exists a smooth $(1, 1)$ -tensor b satisfying Equations (1),(2),(3),(4). Consider the map $\sigma_{\Phi,b} : \Omega \rightarrow \text{AdS}^3$ defined by the condition that $\sigma_{\Phi,b}(x)$ is the unique isometry σ satisfying*

$$\sigma(\Phi(x)) = x; \quad (5)$$

$$d\sigma_{\Phi(x)} \circ d\Phi_x = -b_x. \quad (6)$$

Then $\sigma_{\Phi,b}$ is an embedding of $\Omega \subseteq \mathbb{H}^2$ onto a convex surface in AdS^3 . If π_l is the left projection of the image of $\sigma_{\Phi,b}$, then $\pi_l \circ \sigma_{\Phi,b} = \text{id}$, and $\pi_r \circ \sigma_{\Phi,b} = \Phi$.

In fact, given a tensor b satisfying Equations (1),(2) and (3), one can still define $\sigma_{\Phi,b}$ by means of Equations (5) and (6), and the image of the differential of $\sigma_{\Phi,b}$ is orthogonal to the family of timelike lines $\{L_{x,\Phi(x)}\}$, but in general $d\sigma_{\Phi,b}$ will not be injective. Actually, given b which satisfies Equations (1),(2) and (3), for every angle ρ , also the (1,1)-tensor $R_\rho \circ b$ satisfies Equations (1),(2), where R_ρ denotes the counterclockwise rotation of angle ρ . Changing b by post-composition with R_ρ corresponds to changing the surface S to a parallel surface, moving along the timelike geodesics $\{L_{x,\Phi(x)}\}$. The condition $\text{tr } b \in (-2, 2)$ (which in general is only satisfied for some choices of b) ensures that $\sigma_{\Phi,b}$ is an embedding.

We now restrict our attention to K -surfaces and θ -landslides. A θ -*landslide* is a diffeomorphism Φ for which there exists b satisfying the conditions of Equations (1),(2) and (3) and moreover its trace is constant. More precisely,

$$\text{tr } b = 2 \cos \theta \quad \text{and} \quad \text{tr } Jb < 0 \quad (7)$$

for $\theta \in (0, \pi)$. It turns out that θ -landslides are precisely the maps associated to past-convex K -surfaces, for $K = -1/\cos^2(\theta/2)$. On the other hand, by means of the map defined in Equations (5) and (6), one associates a K -surface to a θ -landslide. Changing b by $-b$ in the defining Equations (5) and (6) enables to pass from the K -surface to its dual surface, which is still a surface of constant curvature $K^* = -K/(K+1)$. Hence a θ -landslide is also the map associated with a future-convex K^* -surface.

A special case of θ -landslides are minimal Lagrangian maps, for $\theta = \pi/2$. In this case, we get two (-2) -surfaces, dual to one another. It is well-known (see [BS10]) that a minimal Lagrangian map is associated to a maximal surface S_0 in AdS^3 , and that the two (-2) -surfaces are obtained as parallel surfaces at distance $\pi/4$ from S_0 . Since in this case $\text{tr } b = 0$, changing b by Jb , one has that Jb is self-adjoint for the hyperbolic metric, and the map $\sigma_{\Phi,Jb}$ recovers the maximal surface with associated minimal Lagrangian map Φ .

Foliations by K -surfaces of domains of dependence. We then focus on the case of K -surfaces. The first result we prove in this setting concerns the existence of convex K -surfaces with prescribed boundary at infinity. The boundary of AdS^3 is identified to $\partial\mathbb{H}^2 \times \partial\mathbb{H}^2$, where $\partial\mathbb{H}^2$ is the visual boundary of hyperbolic space, and thus ∂AdS^3 is a torus. It is naturally endowed with a natural conformal Lorentzian structure, for which the null curves have either the first or the second component constant. A weakly acausal curve has the property that in a neighborhood of every point ξ , the curve is contained in the complement of the region connected to ξ by timelike segments.

The basic example of a weakly acausal curve is the graph of an orientation-preserving homeomorphism of $\partial\mathbb{H}^2$. In fact, in this paper we prove an existence theorem for K -surfaces with boundary at infinity the graph of any orientation-preserving homeomorphism of $\partial\mathbb{H}^2$:

Theorem 1.2. *Given any orientation-preserving homeomorphism $\phi : \partial\mathbb{H}^2 \rightarrow \partial\mathbb{H}^2$, the two connected components of the complement of the convex hull of $\Gamma = \text{graph}(\phi)$ in the domain of dependence of Γ are both foliated by K -surfaces S_K , as $K \in (-\infty, -1)$, in such a way that if $K_1 < K_2$, then S_{K_2} is in the convex side of S_{K_1} .*

Analogously to the case of hyperbolic space \mathbb{H}^3 (as proved in [RS94]), there exists two K -surfaces with asymptotic boundary Γ , one of which is past-convex and the other future-convex. Theorem 1.2, in the case of ϕ a quasimetric homeomorphism, gives positive answer to the existence part of Question 8.3 in [BBD⁺12]. As expressed in [BBD⁺12], Question 8.3 also conjectured uniqueness and boundedness of principal curvatures. These are proved in Theorem 1.4 below.

In general, a weakly acausal curve Γ can contain null segments. In particular, if Γ contains a *sawtooth*, that is, the union of adjacent ‘‘horizontal’’ and ‘‘vertical’’ segments in $\partial\mathbb{H}^2 \times \partial\mathbb{H}^2$, then the convex hull of the sawtooth is a lightlike totally geodesic triangle, which is contained both in the boundary of the convex hull of Γ and in the boundary of the domain

of dependence of Γ . Hence any (future or past) convex surface with boundary Γ must necessarily contain such lightlike triangle.

An example is a *1-step curve*, which is the union of a “horizontal” and a “vertical” segment in $\partial\mathbb{H}^2 \times \partial\mathbb{H}^2$. A *2-step curve* is the union of four segments, two horizontal and two vertical in an alternate way. It is not possible to have a convex surface in AdS^3 with boundary a 1-step or a 2-step curve.

The proof of Theorem 1.2 actually extends to the case of a general weakly acausal curve Γ , except the two degenerate cases above.

Theorem 1.3. *Given any weakly acausal curve Γ in ∂AdS^3 which is not a 1-step or a 2-step curve, for every $K \in (-\infty, -1)$ there exists a past-convex (resp. future-convex) surface S_K^+ (resp. S_K^-) with $\partial S_K^\pm = \Gamma$, such that:*

- *Its lightlike part is union of lightlike triangles associated to sawteeth;*
- *Its spacelike part is a smooth K -surface.*

Moreover, the two connected components of the complement of the convex hull of Γ in the domain of dependence of Γ are both foliated by the spacelike part of surfaces S_K^\pm , as $K \in (-\infty, -1)$, in such a way that if $K_1 < K_2$, then $S_{K_2}^\pm$ is in the convex side of $S_{K_1}^\pm$.

In [BBZ11], the existence (and uniqueness) of a foliation by K -surfaces was proved in the complement of the convex core of any maximal globally hyperbolic Anti-de Sitter spacetime containing a compact Cauchy surface. Using results of [Mes07], this means that the statement of Theorem 1.3 holds for curves Γ which are the graph of an orientation-preserving homeomorphism which conjugates two Fuchsian representations of the fundamental group of a closed surface in $\text{Isom}(\mathbb{H}^2)$. Moreover, the K -surfaces are invariant for the representation in $\text{Isom}(\text{AdS}^3) \cong \text{Isom}(\mathbb{H}^2) \times \text{Isom}(\mathbb{H}^2)$ given by the product of the two Fuchsian representations.

The proof of Theorem 1.2, and more generally Theorem 1.3, relies on an approximation from the case of [BBZ11]. Some technical tools are needed. First, we need to show that it is possible to approximate any weakly spacelike curve Γ by curves invariant by a pair of Fuchsian representations. For this purpose, we adapt a technical lemma proved in [BS17b].

Second, we use a theorem of Schlenker ([Sch96]) which, in this particular case, essentially ensures that a sequence S_n of K -surfaces in AdS^3 converges C^∞ to a spacelike surface S_∞ (up to subsequences) unless they converge to a totally geodesic lightlike plane (whose boundary at infinity is a 1-step curve) or to the union of two totally geodesic lightlike half-planes, meeting along a spacelike geodesic (in this case the boundary is a 2-step curve).

To apply the theorem of Schlenker, and deduce that the limiting surface S_∞ is a K -surface with $\partial S_\infty = \Gamma$ (thus proving Theorem 1.2), one has to prove that S_∞ does not intersect the boundary of the domain of dependence of Γ . More in general, for the proof of Theorem 1.3, one must show that the *spacelike part* of S_∞ does not intersect the boundary of the domain of dependence of Γ . This is generally the most difficult step in this type of problems, and frequently requires the use of *barriers*. Here this issue is indeed overcome by applying the representation formula of Theorem 1.1 in order to construct suitable barriers.

In fact, it is possible to compute a family of θ -landslides from a half-plane in \mathbb{H}^2 to itself, which commutes with the hyperbolic 1-parameter family of isometries of \mathbb{H}^2 preserving the half-plane. By using this invariance, the equation which rules the condition of a map Φ being a θ -landslide is reduced to an ODE. By a qualitative study it is possible to show that there exists a 1-parameter family of smooth, spacelike K -surfaces whose boundary coincides with the boundary of a totally geodesic spacelike half-plane in AdS^3 . In other words, Theorem 1.3 is proved by a *hands-on* approach when the curve Γ is the union of two null segments and the boundary of a totally geodesic half-plane, in the boundary at infinity of AdS^3 . Such K -surfaces are then fruitfully used as *barriers* to conclude the proof of Theorem 1.2 - and the proof actually works under the more general hypothesis of Theorem 1.3.

In the case Γ is the graph of a quasisymmetric homeomorphism, we then prove that the K -surfaces with boundary Γ are unique. Moreover, it is not difficult to prove that if S is a convex surface in AdS^3 with $\partial S = \Gamma$ and with bounded principal curvatures, then Γ is the graph of a quasisymmetric homeomorphism. We give a converse statement for K -surfaces, namely, a K -surface with boundary $\Gamma = gr(\phi)$, for ϕ quasisymmetric, necessarily has bounded principal curvatures.

Theorem 1.4. *Given any quasisymmetric homeomorphism $\phi : \partial\mathbb{H}^2 \rightarrow \partial\mathbb{H}^2$, for every $K \in (-\infty, -1)$ there exists a unique future-convex K -surface S_K^+ and a unique past-convex K -surface S_K^- in AdS^3 with $\partial S_K^\pm = gr(\phi)$. Moreover, the principal curvatures of S_K^\pm are bounded.*

To prove uniqueness, the standard arguments for these problems are applications of the *maximum principle*, by using the existence of a foliation $\{S_K\}$ by K -surfaces and showing that any other K -surface S'_K must coincide with a leaf of the given foliation. However, in this case, due to non-compactness of the surfaces, one would need a form of the maximum principle *at infinity*. This is achieved more easily in this case by applying isometries of AdS^3 so as to bring a maximizing (or minimizing) sequence on S'_K to a compact region of AdS^3 . Then one applies two main tools: the first is again the convergence theorem of Schlenker, and the second is a compactness result for quasisymmetric homeomorphisms with uniformly bounded cross-ratio norm. Up to subsequences, both the isometric images of S'_K and the isometric images of the leaves $\{S_K\}$ of the foliation converge to an analogous configuration in AdS^3 . But now it is possible to apply the classical maximum principle to conclude the argument.

Extensions of quasisymmetric homeomorphisms by θ -landslides. By interpreting Theorems 1.3 and 1.4 in the language of diffeomorphism of \mathbb{H}^2 we can draw a direct consequence.

Corollary 1.5. *Given any quasisymmetric homeomorphism $\phi : \partial\mathbb{H}^2 \rightarrow \partial\mathbb{H}^2$ and any $\theta \in (0, \pi)$, there exist a unique θ -landslide $\Phi_\theta : \mathbb{H}^2 \rightarrow \mathbb{H}^2$ which extends ϕ . Moreover, Φ_θ is quasiconformal.*

Again, uniqueness follows from the uniqueness part Theorem 1.4 and from the construction of Theorem 1.1, while quasiconformality is a consequence of boundedness of principal curvatures.

For $\theta = \pi/2$, we obtain a new proof of the following result of [BS10]:

Corollary 1.6. *Given any quasisymmetric homeomorphism $\phi : \partial\mathbb{H}^2 \rightarrow \partial\mathbb{H}^2$ there exists a unique minimal Lagrangian extension $\Phi : \mathbb{H}^2 \rightarrow \mathbb{H}^2$ of ϕ . Moreover, Φ is quasiconformal.*

In fact, in [BS10] the extension by minimal Lagrangian maps was proved again by means of Anti-de Sitter geometry, by proving existence and uniqueness (and boundedness of principal curvatures, which implies quasiconformality) of a maximal surface with boundary the graph of ϕ . Here we instead proved the existence of two (-2) -surfaces, which coincide with the parallel surfaces at distance $\pi/4$ from the maximal surface - the minimal Lagrangian map Φ associated to these three surfaces in the same.

Organization of the paper. In Section 2 we give an introduction of Anti-de Sitter space as the group $\text{Isom}(\mathbb{H}^2)$, from a Lie-theoretical approach. Section 3 discusses some properties of the causal geometry of Anti-de Sitter space, including the definition of domain of dependence. In Section 4 we introduce the left and right projection from a convex surface, and thus the associated diffeomorphism of \mathbb{H}^2 , and their relation with the differential geometry of smooth surfaces. In Section 5 we construct the “representation” for the inverse of the left projection of a convex (or maximal) surface, and we prove Theorem 1.1. Section 6 studies θ -landslides which commute with a 1-parameter hyperbolic group, constructs the “barriers” which are

necessary to prove Theorem 1.3 and their relevant properties. In Section 7 the existence part of Theorem 1.3 is proved, while Section 8 proves that the K -surfaces give a foliation of the complement of the convex hull in the domain of dependence. Finally, Section 9 proves Theorem 1.4 and discusses Corollaries 1.6 and 1.5.

Acknowledgements. We are grateful to an anonymous referee for carefully reading the paper and for several useful comments which improved the exposition. We would also like to thank Thierry Barbot for pointing out several relevant references on the topic.

2. ANTI-DE SITTER SPACE AND ISOMETRIES OF \mathbb{H}^2

Let \mathbb{H}^2 denote the hyperbolic plane, which is the unique complete, simply connected Riemannian surface without boundary of constant curvature -1 . We denote by $\partial\mathbb{H}^2$ its visual boundary, and by $\text{Isom}(\mathbb{H}^2)$ the Lie group of orientation-preserving isometries of \mathbb{H}^2 . Recall that the Killing form κ on the Lie algebra of $\mathfrak{isom}(\mathbb{H}^2)$, namely

$$\kappa(v, w) = \text{tr}(\text{ad}(v) \circ \text{ad}(w)),$$

is Ad-invariant. Thus it defines a bi-invariant pseudo-Riemannian metric on $\text{Isom}(\mathbb{H}^2)$, still denoted by κ , which has signature $(2, 1)$. We will normalize κ to impose that its sectional curvature is -1 . As this normalization will be relevant in this paper, we will briefly outline the computation of the sectional curvature of κ .

Lemma 2.1. *The Killing form κ has constant sectional curvature $-1/8$.*

Proof. Let us fix $v, w \in \mathfrak{isom}(\mathbb{H}^2)$. By results in [Mil76] the sectional curvature of the plane Π generated by v, w is given by

$$K_{\Pi} = \frac{1}{4} \frac{\kappa([v, w], [v, w])}{\kappa(v, v)\kappa(w, w) - \kappa(v, w)\kappa(v, w)}.$$

Now suppose that $\kappa(v, v) = 1, \kappa(w, w) = 1, \kappa(v, w) = 0$. Then $[v, w] \neq 0$ as v and w are linearly independent. Denote $u = [v, w]$. Notice that by the properties of the Killing form $\kappa(u, v) = \kappa(u, w) = 0$, so u is timelike. As $[v, u]$ is orthogonal to both v and u , it turns out that $[v, u] = \lambda w$ and analogously $[w, u] = \mu v$. Imposing that $\text{tr}(\text{ad}(v)^2) = \text{tr}(\text{ad}(w)^2) = 1$ we deduce that $\lambda = 1/2$ and $\mu = -1/2$. So a simple computation shows that $\kappa(u, u) = \text{tr}(\text{ad}(u)^2) = -1/2$, so that $K_{\Pi} = -1/8$. By an analogous computation, picking v and w with $\kappa(v, v) = 1, \kappa(w, w) = -1, \kappa(v, w) = 0$, the sectional curvature of a timelike plane is also $-1/8$. \square

Definition 2.2. Anti-de Sitter space of dimension 3 is the Lie group $\text{Isom}(\mathbb{H}^2)$ endowed with the bi-invariant metric $g_{\text{AdS}^3} = \frac{1}{8}\kappa$, and will be denoted by AdS^3 .

It turns out that AdS^3 has the topology of a solid torus, is orientable and time-orientable, and the induced pseudo-Riemannian metric has constant sectional curvature -1 .

We will choose the time orientation of AdS^3 in such a way that the timelike vectors which are tangent to the differentiable curve

$$t \in [0, \epsilon) \longrightarrow R_t \circ \gamma,$$

where R_t is a rotation of positive angle t around any point $x \in \mathbb{H}^2$ with respect to the orientation of \mathbb{H}^2 , are future-directed. Moreover, we fix an orientation of AdS^3 so that if v, w are linearly independent spacelike elements of $\mathfrak{isom}(\mathbb{H}^2)$, then $\{v, w, [v, w]\}$ is a positive basis of $\mathfrak{isom}(\mathbb{H}^2)$.

By construction, the group of orientation-preserving, time-preserving isometries of AdS^3 is:

$$\text{Isom}(\text{AdS}^3) \cong \text{Isom}(\mathbb{H}^2) \times \text{Isom}(\mathbb{H}^2),$$

where the left action on $\text{Isom}(\mathbb{H}^2)$ is given by:

$$(\alpha, \beta) \cdot \gamma = \alpha \circ \gamma \circ \beta^{-1}.$$

The boundary at infinity of Anti-de Sitter space is defined as

$$\partial\text{AdS}^3 \cong \partial\mathbb{H}^2 \times \partial\mathbb{H}^2$$

where a sequence $\gamma_n \in \text{Isom}(\mathbb{H}^2)$ converges to a pair $(p, q) \in \partial\mathbb{H}^2 \times \partial\mathbb{H}^2$ if there exists a point $x \in \mathbb{H}^2$ such that

$$\gamma_n(x) \rightarrow p \quad \gamma_n^{-1}(x) \rightarrow q, \quad (8)$$

and in this case the condition is true for any point x of \mathbb{H}^2 . The isometric action of $\text{Isom}(\mathbb{H}^2) \times \text{Isom}(\mathbb{H}^2)$ on AdS^3 continuously extends to the product action on $\partial\mathbb{H}^2 \times \partial\mathbb{H}^2$: if $p, q \in \partial\mathbb{H}^2$, then

$$(\alpha, \beta) \cdot (p, q) = (\alpha(p), \beta(q)).$$

The boundary at infinity ∂AdS^3 is endowed with a conformal Lorentzian structure, in such a way that $\text{Isom}(\text{AdS}^3)$ acts on the boundary by conformal transformations. The null lines of ∂AdS^3 are precisely $\partial\mathbb{H}^2 \times \{\star\}$ and $\{\star\} \times \partial\mathbb{H}^2$.

Since the exponential map at the identity for the Levi-Civita connection of the bi-invariant metric coincides with the Lie group exponential map, the geodesics through the identity are precisely the 1-parameter subgroups. In particular elliptic subgroups correspond to timelike geodesics through the identity. Using the action of the isometry group, it follows that timelike geodesics (i.e. those of negative squared length) have the form:

$$L_{x,x'} = \{\gamma \in \text{Isom}(\mathbb{H}^2) : \gamma(x') = x\}.$$

They are closed and have length π . Observe that with this definition the isometry group acts on timelike geodesics in such a way that

$$(\alpha, \beta) \cdot L_{x,x'} = L_{\alpha(x), \beta(x')}. \quad (9)$$

For a similar argument as above, spacelike geodesics (i.e. those on which the metric is positive) are of the form

$$L_{\ell,\ell'} = \{\gamma \in \text{Isom}(\mathbb{H}^2) : \gamma(\ell') = \ell\},$$

where ℓ and ℓ' are oriented geodesics of \mathbb{H}^2 . The geodesic $L_{\ell,\ell'}$ has infinite length and its endpoints in ∂AdS^3 are (p_1, q_1) and (p_2, q_2) , where p_1 and p_2 are the final and initial endpoints of ℓ in $\partial\mathbb{H}^2$, while q_1 and q_2 are the final and initial endpoints of ℓ' .

The involutions of angle π around a point $x \in \mathbb{H}^2$, which we denote by \mathcal{I}_x , are the antipodal points to the identity in the geodesics $L_{x,x}$, and form a totally geodesic plane

$$\mathcal{R}_\pi = \{\mathcal{I}_x : x \in \mathbb{H}^2\}.$$

See also Figure 1.

By using the definition in Equation (8), it is easy to check that its boundary at infinity $\partial\mathcal{R}_\pi$ is the diagonal in $\partial\mathbb{H}^2 \times \partial\mathbb{H}^2$:

$$\partial\mathcal{R}_\pi = \{(p, p) : p \in \partial\mathbb{H}^2\} \subset \partial\mathbb{H}^2 \times \partial\mathbb{H}^2.$$

More generally, given any point γ of AdS^3 , the points which are connected to γ by a timelike segment of length $\pi/2$ (actually, two timelike segments whose union form a closed timelike geodesic) form a totally geodesic plane, called the *dual* plane γ^* . From this definition, $\mathcal{R}_\pi = (\text{id})^*$. If (α, β) is an isometry of AdS^3 which sends id to γ , then $\gamma^* = (\alpha, \beta) \cdot \mathcal{R}_\pi$. In particular, $\gamma^* = (\gamma, 1) \cdot \mathcal{R}_\pi = (1, \gamma^{-1}) \cdot \mathcal{R}_\pi$. The boundary at infinity of a totally geodesic spacelike plane is thus the graph of the trace on $\partial\mathbb{H}^2$ of an isometry of \mathbb{H}^2 .

An isometry of AdS^3 fixes a point if and only if it preserves its dual plane. In particular, the subgroup which fixes the identity (and therefore preserves $\mathcal{R}_\pi = \text{id}^*$) is given by the diagonal:

$$\text{Stab}(\text{id}) = \text{Stab}(\mathcal{R}_\pi) = \{(\gamma, \gamma) : \gamma \in \text{Isom}(\mathbb{H}^2)\}.$$

We can give an explicit isometric identification of \mathbb{H}^2 to the totally geodesic plane \mathcal{R}_π by means of the following map:

$$x \in \mathbb{H}^2 \mapsto \mathcal{I}_x \in \mathcal{R}_\pi.$$

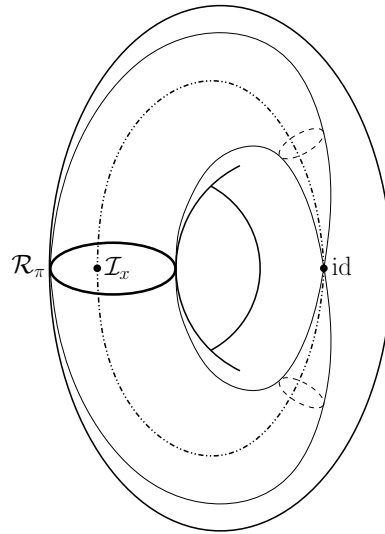


FIGURE 1. A (topological) picture of AdS^3 . The totally geodesic plane \mathcal{R}_π is given by the midpoints of timelike geodesics from the identity. Its boundary at infinity is the tangency locus of the lightcone from the identity with the boundary of the solid torus.

The identification is a natural isometry, in the sense that the action of $\text{Isom}(\mathbb{H}^2)$ on \mathbb{H}^2 corresponds to the action of $\text{Stab}(\mathcal{R}_\pi)$ on \mathcal{R}_π , since

$$\gamma \mathcal{I}_x \gamma^{-1} = \mathcal{I}_{\gamma(x)}.$$

2.1. Two useful models. In this subsection we discuss two models of AdS^3 , arising from the choice of two different models of \mathbb{H}^2 , which will be both useful for different reasons in some computations necessary for this paper.

For the first model, let us consider \mathbb{H}^2 as a sheet of the two-sheeted hyperboloid in Minkowski space, namely:

$$\mathbb{H}^2 = \{x \in \mathbb{R}^{2,1} : \langle x, x \rangle_{\mathbb{R}^{2,1}} = -1, x_3 > 0\},$$

where the Minkowski product of $\mathbb{R}^{2,1}$ is:

$$\langle x, x \rangle_{\mathbb{R}^{2,1}} = x_1^2 + x_2^2 - x_3^2.$$

In this model, the orientation-preserving isometries of \mathbb{H}^2 are identified to the connected component of the identity in $\text{SO}(2, 1)$, namely:

$$\text{Isom}(\mathbb{H}^2) \cong \text{SO}_0(2, 1).$$

Hence, the identification of \mathbb{H}^2 with $\mathcal{R}_\pi \subset \text{Isom}(\mathbb{H}^2)$ is given by the map which associates to $x \in \mathbb{H}^2$ the linear map of $\mathbb{R}^{2,1}$ sending x to x and acting by multiplication by -1 on the orthogonal complement $x^\perp = T_x \mathbb{H}^2$. Moreover, the tangent space at id is identified to the Lie algebra of $\text{SO}(2, 1)$:

$$T_{\text{id}} \text{AdS}^3 \cong \mathfrak{so}(2, 1).$$

There is a natural Minkowski cross product, defined by $x \boxtimes y = *(x \wedge y)$, where $*$: $\Lambda^2(\mathbb{R}^{2,1}) \rightarrow \mathbb{R}^{2,1}$ is the Hodge operator associated to the Minkowski product. Observe that, by means of this cross product, one can write the almost-complex structure of \mathbb{H}^2 . For $v \in T_x \mathbb{H}^2$,

$$J_x(v) = x \boxtimes v. \tag{10}$$

Like the classical case of Euclidean space, one can define an isomorphism

$$\Lambda : \mathbb{R}^{2,1} \rightarrow \mathfrak{so}(2, 1),$$

which is defined by:

$$\Lambda(x) = x \boxtimes (\cdot).$$

See also Figure 2. This isomorphism has several remarkable properties:

- It is equivariant for the action of $\mathrm{SO}(2, 1)$ on $\mathbb{R}^{2,1}$ by isometries, and the adjoint action on $\mathfrak{so}(2, 1)$, which is the natural action of $\mathrm{Stab}(\mathrm{id}) \cong \mathrm{Isom}(\mathbb{H}^2)$ on $T_{\mathrm{id}}\mathbb{AdS}^3$: if $\gamma \in \mathrm{SO}(2, 1)$, then

$$\Lambda(\gamma \cdot x)(v) = (\gamma \cdot x) \boxtimes v = \gamma(x \boxtimes (\gamma^{-1}v)) = \gamma \circ \Lambda(x) \circ \gamma^{-1}(v). \quad (11)$$

- It pulls back the Lie bracket of $\mathfrak{so}(2, 1)$ to the Minkowski cross product:

$$[\Lambda(x), \Lambda(y)] = \Lambda(x \boxtimes y). \quad (12)$$

- It is an isometry between the Killing form of $\mathfrak{so}(2, 1)$ and the Minkowski metric on $\mathbb{R}^{2,1}$, up to a factor:

$$(g_{\mathbb{AdS}^3})_{\mathrm{id}}(\Lambda(x), \Lambda(y)) = \frac{1}{4} \langle x, y \rangle_{\mathbb{R}^{2,1}}. \quad (13)$$

Let us check the factor in Equation (13). By (12) for any $x, y \in \mathbb{R}^{2,1}$ we have

$$\mathrm{ad}(\Lambda(x))(\Lambda(y)) = \Lambda(\Lambda(x)y)$$

that is

$$\Lambda^{-1} \circ \mathrm{ad}(\Lambda(x)) \circ \Lambda = \Lambda(x).$$

It follows that for any $x, y \in \mathbb{R}^{2,1}$

$$(g_{\mathbb{AdS}^3})_{\mathrm{id}}(\Lambda(x), \Lambda(y)) = \frac{1}{8} \mathrm{tr}(\Lambda(x)\Lambda(y)).$$

Using that

$$x \boxtimes (y \boxtimes z) = (\langle x, y \rangle_{\mathbb{R}^{2,1}})z - (\langle x, z \rangle_{\mathbb{R}^{2,1}})y$$

we have that $\mathrm{tr}(\Lambda(x)\Lambda(y)) = 2\langle x, y \rangle_{\mathbb{R}^{2,1}}$, hence obtaining Equation (13).

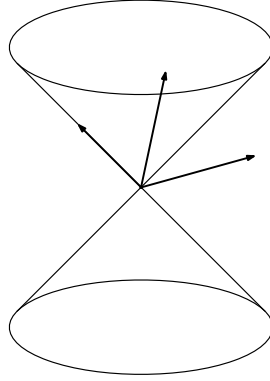


FIGURE 2. In the identification of $T_{\mathrm{id}}\mathbb{AdS}^3$ with $\mathbb{R}^{2,1}$, timelike vectors of Minkowski space (in the interior of the cone) are the generators of elliptic 1-parameter subgroups; lightlike vectors generate parabolic subgroups and spacelike vectors generate hyperbolic subgroups.

The second model we consider comes from the choice of the upper half-plane model of \mathbb{H}^2 , namely

$$\mathbb{H}^2 = \{z \in \mathbb{C} : \mathrm{Im}(z) > 0\},$$

endowed with the Riemannian metric $|dz|^2/\mathrm{Im}(z)^2$ which makes every biholomorphism of the upper-half plane an isometry. In this model $\mathrm{Isom}(\mathbb{H}^2)$ is naturally identified to $\mathrm{PSL}(2, \mathbb{R})$ and the visual boundary $\partial\mathbb{H}^2$ is identified with the extended line \mathbb{RP}^1 . The Lie algebra

$\mathfrak{sl}(2, \mathbb{R})$ is thus the vector space of traceless 2 by 2 matrices, and in this model the Anti de Sitter metric at the identity is given by:

$$(g_{\text{AdS}^3})_{\text{id}}(m, m') = \frac{1}{2} \text{tr}(mm'). \quad (14)$$

Consider the quadratic form $q(M) = -\det M$ on the space of 2-by-2 matrices. Its polarization, say b , has signature $(2, 2)$. We notice that the restriction of b to $\text{SL}(2, \mathbb{R})$ is exactly the double cover of g_{AdS^3} . Indeed left and right multiplication by elements in $\text{SL}(2, \mathbb{R})$ preserve q , so that the restriction of b to $\text{SL}(2, \mathbb{R})$ is a bi-invariant metric. Moreover at the identity Equation (14) shows that it coincides with g_{AdS^3} .

Hence this model of AdS^3 , namely

$$\text{PSL}(2, \mathbb{R}) = \{A : q(A) = -1\} / \{\pm 1\}$$

endowed with the pseudo-Riemannian metric which descends from b , is remarkably a *projective model*. In fact, $\text{PSL}(2, \mathbb{R})$ is a subset of \mathbb{RP}^3 , geodesics for the pseudo-Riemannian metric of $\text{PSL}(2, \mathbb{R})$ are the intersections of $\text{PSL}(2, \mathbb{R})$ with a projective line, and totally geodesic planes are the intersections with projective planes. Thus in an affine chart, geodesics are straight lines and totally geodesic planes are affine planes.

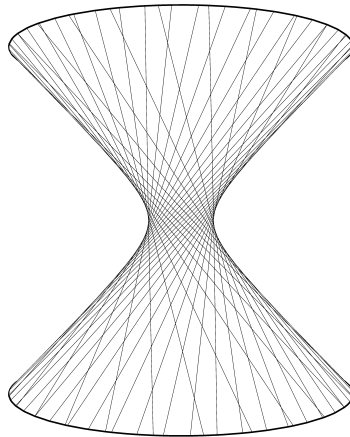


FIGURE 3. In an affine chart, AdS^3 is the interior of a one-sheeted hyperboloid. The null lines of ∂AdS^3 coincide with the rulings of the hyperboloid. The intersection with the horizontal plane $z = 0$ is a totally geodesic hyperbolic plane, in the Klein model.

3. CAUSAL GEOMETRY OF AdS^3

Given a continuous curve Γ in ∂AdS^3 , we say that a Γ is *weakly acausal* if for every point p of Γ , there exists a neighborhood U of p in ∂AdS^3 such that $U \cap \Gamma$ is contained in the complement of the regions of U which are connected to p by timelike curves.

There are two important objects we associate to a weakly spacelike curve.

Definition 3.1. Given a weakly acausal curve Γ , the convex hull $\mathcal{C}(\Gamma)$ is the smallest closed convex subset which contains Γ .

It turns out that $\mathcal{C}(\Gamma)$ is contained in $\text{AdS}^3 \cup \partial\text{AdS}^3$ and that $\mathcal{C}(\Gamma) \cap \partial\text{AdS}^3 = \Gamma$ (see [BS10, Lemma 4.8]).

Definition 3.2. Given a weakly acausal curve Γ , the domain of dependence $\mathcal{D}(\Gamma)$ is the union of points p of AdS^3 such that p^* is disjoint from Γ .

It turns out that the domain of dependence $\mathcal{D}(\Gamma)$ is always an open subset of AdS^3 containing the interior part of $\mathcal{C}(\Gamma)$. Moreover, $\mathcal{D}(\Gamma)$ is contained in an affine chart for AdS^3 , and admits no timelike support planes. As for the convex hull, $\overline{\mathcal{D}(\Gamma)} \cap \partial\text{AdS}^3 = \Gamma$. Let us denote by $\mathcal{D}_\pm(\Gamma)$ the connected components of $\mathcal{D}(\Gamma) \setminus \mathcal{C}(\Gamma)$, so that

$$\mathcal{D}(\Gamma) \setminus \mathcal{C}(\Gamma) = \mathcal{D}_+(\Gamma) \sqcup \mathcal{D}_-(\Gamma).$$

We choose the notation in such a way that there exists a future-directed timelike arc in $\mathcal{D}(\Gamma)$ going from $\mathcal{D}_-(\Gamma)$ to $\mathcal{D}_+(\Gamma)$ and intersecting $\mathcal{C}(\Gamma)$.

Definition 3.3. Let K be any convex subset of AdS^3 contained in some affine chart. A *locally convex spacelike* (resp. *nowhere timelike*) surface S is a connected region of ∂K such that the support planes of K at points of S are all spacelike (resp. non timelike).

Lemma 3.4. *Let S be a locally convex nowhere timelike surface contained in an affine chart U . Then S is contained either in all future half-spaces bounded by support planes at points in S or in all past half-spaces.*

In the former case we say that S is *future-convex*, in the latter *past-convex*.

Proof. For any point $x \in S$ and any support plane P at x , S is contained either in the future or in the past half-space bounded by P . It is immediate to verify that the set of (x, P) such that S is contained in the future half-space of P is open and closed in the set of pairs (x, P) with $x \in S$ and P support plane at x . As we are assuming that S is connected, we conclude that this set is either the whole set or the empty set. \square

For instance, the boundary of $\mathcal{C}(\Gamma)$ is composed of two *pleated* nowhere timelike surfaces, which we denote by $\partial_\pm\mathcal{C}(\Gamma)$, so that $\partial_+\mathcal{C}(\Gamma)$ is past-convex and $\partial_-\mathcal{C}(\Gamma)$ is future-convex. They are distinct unless Γ is the boundary of a totally geodesic plane. More precisely, the subset of $\partial_\pm\mathcal{C}(\Gamma)$ which admits spacelike support planes is a pleated hyperbolic surface. That is, there exists an isometric map $f_\pm : H_\pm \rightarrow \partial_\pm\mathcal{C}(\Gamma)$, where H_\pm are complete simply connected hyperbolic surfaces with geodesic boundary (also called *straight convex sets* in [BB09]), such that every point $x \in H_\pm$ is in the interior of a geodesic arc which is mapped isometrically to a spacelike geodesic of AdS^3 .

Given two spacelike planes Q_1, Q_2 in AdS^3 , we can define their *hyperbolic angle* $\alpha \geq 0$ by:

$$\cosh \alpha = |\langle N_1, N_2 \rangle|,$$

where N_1 and N_2 are the unit normal vectors. Using this notion, one can define (similarly to [EM06] in the case of hyperbolic geometry) a *bending lamination*, which is a measured geodesic lamination on the straight convex set H_\pm in the sense of [BB09, Section 3.4]. In particular, the *transverse measure* satisfies the usual requirements in the definition of measured geodesic laminations (see also Subsection 7.1 for more details), with the additional property that the measure on a transverse arc I is infinite if and only if I has nonempty intersection with ∂H_\pm . The data of a straight convex set H and the measured geodesic lamination on H determines the pleated surface up to global isometries of AdS^3 .

It is not difficult to show that $\partial_+\mathcal{C}(\Gamma)$ intersects the boundary of the domain of dependence $\mathcal{D}(\Gamma)$ in AdS^3 if and only if the weakly acausal curve Γ contains a *past-directed sawtooth*, that is, if it contains two segments of ∂AdS^3 , one which is part of a line of the left ruling and the other in a line of the right ruling, having a common past endpoint. In this case, $\partial_+\mathcal{C}(\Gamma)$ contains a totally geodesic lightlike triangle, bounded by the two above segments in ∂AdS^3 and by a spacelike complete geodesic of AdS^3 . The bending lamination of $\partial_+\mathcal{C}(\Gamma)$ has therefore infinite weight on such spacelike geodesic. Of course one can give the analogous definition and characterization for *future-directed sawteeth*, which can possibly be contained in $\partial_-\mathcal{C}(\Gamma)$. See also Figure 4.

In this paper, we are interested in convex nowhere timelike surfaces having as a boundary at infinity a weakly acausal curve $\Gamma \subset \partial\text{AdS}^3$. Given a future-convex (resp. past-convex)

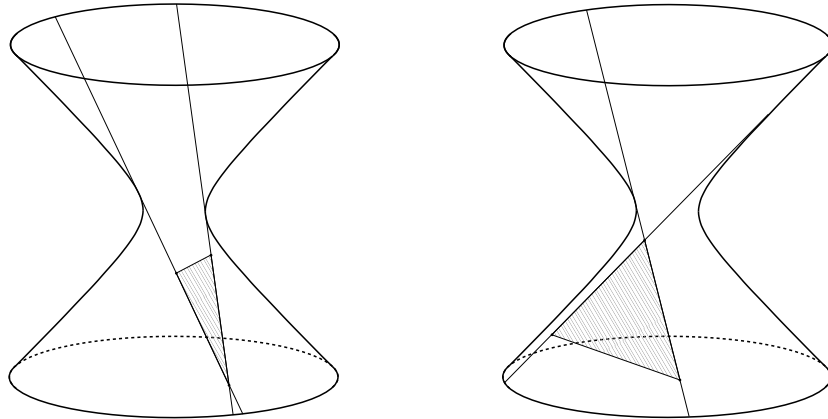


FIGURE 4. A past-directed and a future-directed sawtooth bounding a lightlike triangle.

surface S with $\partial S = \Gamma$, S must necessarily be contained in $\overline{\mathcal{D}_-(\Gamma)}$ (resp. $\overline{\mathcal{D}_+(\Gamma)}$), and in the closure of the complement of $\mathcal{C}(\Gamma)$.

If $\partial S = \Gamma$, the lightlike part of a future-convex surface S (i.e. the subsurface of S admitting lightlike support planes) necessarily contains $\partial_- \mathcal{C}(\Gamma) \cap \partial \mathcal{D}(\Gamma)$, that is, it contains all future-directed sawteeth. Analogously, the lightlike part of a past-convex surface S contains $\partial_+ \mathcal{C}(\Gamma) \cap \partial \mathcal{D}(\Gamma)$.

The convex surface $\partial_- \mathcal{C}$ has the property that its lightlike part coincides precisely with the union of all future-directed sawteeth. The same of course holds for $\partial_+ \mathcal{C}$. We define Γ_- as the boundary of the spacelike part of $\partial_- \mathcal{C}$.

The curve Γ_- coincides with Γ in the complement of future-directed sawteeth. If Γ contains future-directed sawteeth, then Γ_- contains the spacelike lines whose endpoints coincide with the endpoints of each sawtooth. The same description, switching future with past sawteeth, can be given for past-convex nowhere timelike surfaces. In particular we define Γ_+ as the boundary of the spacelike part of Γ_+ . See also Figure 5. The K -surfaces which, in Theorem 1.3, form a foliation of the future (resp. past) connected component of $\mathcal{D}(\Gamma) \setminus \mathcal{C}(\Gamma)$ will have as boundary the curve Γ_+ (resp. Γ_-).

Example 3.5. An example of the above constructions, which will be crucial in Section 6 and 7, is the following. Consider the curve Γ' which is composed of the boundary of a totally geodesic half-plane and of a past-directed sawtooth. See Figure 6. Then the upper boundary of the convex hull is composed of the totally geodesic half-plane and of the lightlike triangle bounded by the past sawtooth. On the other hand, the lower boundary of the convex hull $\partial_- \mathcal{C}(\Gamma')$ is pleated along a lamination which foliates the hyperbolic surface $\partial_- \mathcal{C}(\Gamma')$.

It is not difficult to understand the domain of dependence $\mathcal{D}(\Gamma')$. In fact, the lower boundary of $\mathcal{D}(\Gamma')$ consists of the surface obtained by two totally geodesic lightlike half-planes which intersect along a spacelike half-geodesic ($L_{\ell, \ell'}$ in Figure 6, left), glued to the cone over the end-point of the half-geodesic. On the other hand, the component $\mathcal{D}_+(\Gamma')$, in the affine chart of the right side of Figure 6, is a region of a vertical cylinder, bounded by the horizontal plane containing Γ'_+ , and by the lightlike plane containing the past-directed sawtooth.

4. FROM DIFFERENTIABLE SURFACES IN AdS^3 TO LOCAL DIFFEOMORPHISMS OF \mathbb{H}^2

The purpose of this section is to explain the construction which associates to a differentiable embedded spacelike surface in AdS^3 a map between subsets of \mathbb{H}^2 . Most of the results

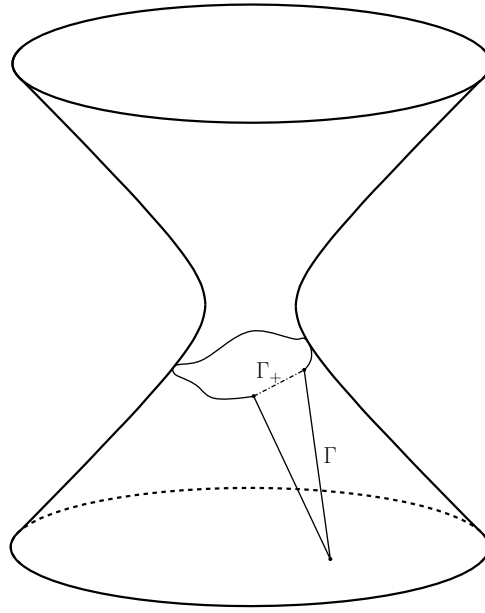


FIGURE 5. If the curve Γ contains a past-directed sawtooth, then Γ_+ coincides with Γ in the complement of the sawtooth, whereas Γ_+ contains the spacelike line which is the third side of the lightlike triangle bounded by the sawtooth.

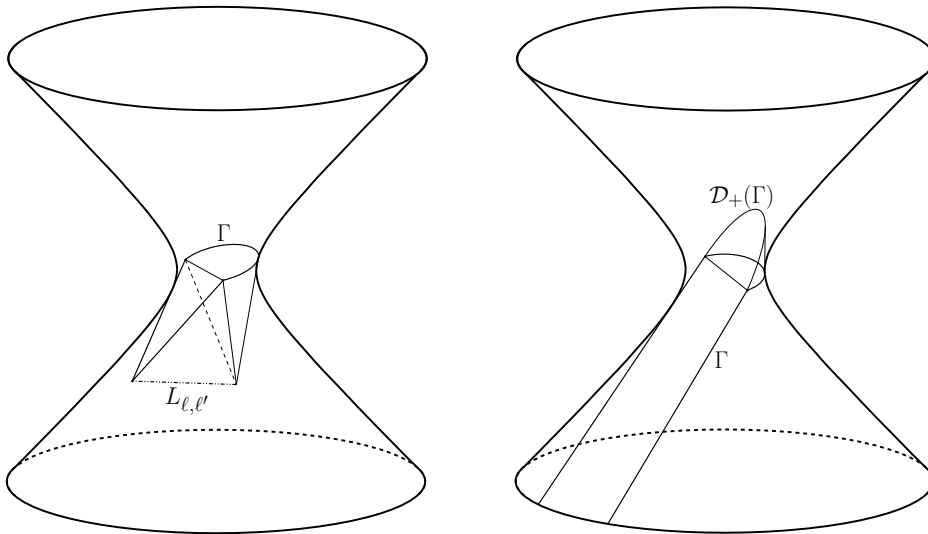


FIGURE 6. The two boundaries of the domain of dependence $\mathcal{D}(\Gamma)$, where Γ is the curve of Example 3.5.

of this section have been already known and used before, see also the references mentioned in the introduction.

4.1. Left and right projections. Given a differentiable spacelike surface S in $\mathbb{A}dS^3$, one defines two projections $\pi_l : S \rightarrow \mathbb{H}^2$ and $\pi_r : S \rightarrow \mathbb{H}^2$ in the following way. If the timelike geodesic orthogonal to S at γ is $L_{x,x'}$, then

$$\pi_l(\gamma) = x \quad \pi_r(\gamma) = x'.$$

An equivalent construction of the projections is the following. Given a point $\gamma \in S$, let us denote by $P_\gamma S$ the totally geodesic plane tangent to S at γ . Then, there exists a unique isometry

$$\Pi_l^\gamma \in \{\text{id}\} \times \text{Isom}(\mathbb{H}^2)$$

which maps $P_\gamma S$ to \mathcal{R}_π . In fact, if we denote $G(\gamma) = (P_\gamma S)^*$, then the isometry $(\text{id}, G(\gamma)) \in \text{Isom}(\mathbb{H}^2) \times \text{Isom}(\mathbb{H}^2)$ maps $G(\gamma)$ to id , and therefore coincides with Π_l^γ . Analogously consider the unique

$$\Pi_r^\gamma \in \text{Isom}(\mathbb{H}^2) \times \{\text{id}\}$$

mapping $P_\gamma S$ to \mathcal{R}_π , which has the form $(G(\gamma)^{-1}, \text{id})$. We then have

$$\Pi_l^\gamma(\gamma) = \gamma G(\gamma)^{-1} = \mathcal{I}_{\pi_l(\gamma)}, \quad \Pi_r^\gamma(\gamma) = G(\gamma)^{-1}\gamma = \mathcal{I}_{\pi_r(\gamma)}.$$

Indeed, the previous formula is true if $\gamma = \mathcal{I}_x$, and $P_\gamma S = \mathcal{R}_\pi$, in which case the isometries Π_l^γ and Π_r^γ are trivial and the normal geodesic is $L_{x,x}$. The general case then follows by observing that, from Equation (9), the projection to the point x of $L_{x,x'}$ is invariant by composition with a right isometry, and analogously x' does not change when composing with an isometry on the left.

Example 4.1. The most basic example of left and right projections can be seen when S is a totally geodesic plane. In this case, the $P_\gamma S = S$ and thus π_l (resp. π_r) is the restriction to S of the unique left (resp. right) isometry of AdS^3 sending S to \mathcal{R}_π (up to the identification of \mathcal{R}_π with \mathbb{H}^2). More generally, if S is a pleated surface, the left and right projections are well-defined for every point $\gamma \in S$ which admits only one support plane. Moreover, the isometries Π_l^γ and Π_r^γ are constant on each stratum of the bending lamination. The induced metric on S is the hyperbolic metric of a straight convex set H , and it can be proved (see [Mes07]) that the projections are earthquake maps from H to \mathbb{H}^2 .

Using Example 4.1, one easily proves that if S is convex, then π_l and π_r are injective.

Lemma 4.2. *Let S be an embedded differentiable convex spacelike surface in AdS^3 . Then π_l and π_r are injective.*

Proof. By Lemma 3.4 we may assume that S is future convex. Pick two points $\gamma, \gamma' \in S$. By the hypothesis on S , the totally geodesic planes $P_\gamma S$ and $P_{\gamma'} S$ are spacelike and S is contained in the intersection, say K_1 , of the future half-spaces bounded by $P_\gamma S$ and $P_{\gamma'} S$, in some affine chart. Let S_1 be the boundary of K_1 . It is either a totally geodesic plane or a pleated surface with pleating locus made by a single geodesic. Notice that S_1 is tangent to S at γ and γ' so that the corresponding projections π_l^1 and π_r^1 coincide with π_l and π_r at γ and γ' . As π_l^1 and π_r^1 are both injective, we conclude that $\pi_l(\gamma) \neq \pi_l(\gamma')$ and $\pi_r(\gamma) \neq \pi_r(\gamma')$. \square

It turns out that, if S is oriented by means of the ambient orientation of AdS^3 and the choice of the future-directed normal vector field, then π_l and π_r are orientation-preserving.

When S is an embedded differentiable convex spacelike surface, one can define a bijective map from $\Omega_l = \pi_l(S)$ to $\Omega_r = \pi_r(S)$, by

$$\Phi : \Omega_l \rightarrow \Omega_r \quad \Phi = \pi_r \circ (\pi_l)^{-1}.$$

In [BS10] it was proved that if S is a convex surface with ∂S a curve $\Gamma \subset \partial \text{AdS}^3 = \partial \mathbb{H}^2 \times \partial \mathbb{H}^2$ which is the graph of an orientation-preserving homeomorphism $\phi : \partial \mathbb{H}^2 \rightarrow \partial \mathbb{H}^2$, then $\Omega_l = \Omega_r = \mathbb{H}^2$, and Φ extends to ϕ on $\partial \mathbb{H}^2$. This is essentially the content of the next lemma.

Lemma 4.3 ([BS10, Lemma 3.18, Remark 3.19]). *Let S be a convex spacelike surface in AdS^3 with $\partial S = \text{gr}(\phi)$, for ϕ an orientation-preserving homeomorphism of $\partial \mathbb{H}^2$. If $\gamma_n \in S$ converges to $(p, q) \in \partial \text{AdS}^3$, then $\pi_l(\gamma_n)$ converges to p and $\pi_r(\gamma_n)$ converges to q .*

In the case of pleated surfaces S , as already observed by Mess [Mes07], the associated map Φ is an earthquake map. Hence if $\phi : \partial\mathbb{H}^2 \rightarrow \partial\mathbb{H}^2$ is an orientation-preserving homeomorphism, the boundaries of the convex hull of $gr(\phi)$ are pleated surfaces whose associated maps provide a left and a right earthquake map which extends ϕ , hence recovering a theorem of Thurston [Thu86].

Remark 4.4. The map Φ is constant under the normal evolution of a surface. More precisely, suppose S is a differentiable surface such that the parallel surface S_ϵ is well-defined for a short time ϵ . Then the normal timelike geodesics of S_ϵ are the same as those of S . Hence by the above equivalent definition, using the identification of S and S_ϵ given by the normal flow, the maps π_l and π_r for S and S_ϵ are the same. In particular, the composition $\Phi = \pi_r \circ (\pi_l)^{-1}$ is invariant for the normal evolution.

Remark 4.5. For the same reason, the left and right projections are the ‘‘same’’ for a convex differentiable surface and its dual surface. More precisely, if S is a spacelike convex differentiable surface, then one can define the dual surface S^* as the image of the map from S to AdS^3 which associates to $\gamma \in S$ the dual point $(P_\gamma S)^*$. Recalling that $(P_\gamma S)^*$ is the midpoint of all timelike geodesics orthogonal to $P_\gamma S$, it turns out that S^* is the $\pi/2$ -parallel surface of S and the identification between S and S^* is precisely the $\pi/2$ -normal evolution. Therefore the area-preserving diffeomorphisms Φ associated with S and S^* coincide.

4.2. Relation with the extrinsic geometry of surfaces. A smooth embedded surface $\sigma : \Sigma \rightarrow \text{AdS}^3$ is called spacelike if its tangent plane is a spacelike plane at every point, so that the *first fundamental form* $I(v, w) = \langle d\sigma(v), d\sigma(w) \rangle$ is a Riemannian metric on Σ . Let N be a unit normal vector field to the embedded surface $S = \sigma(\Sigma)$. We denote by ∇^{AdS^3} and ∇^I the ambient connection of AdS^3 and the Levi-Civita connection of the first fundamental form of the surface Σ , respectively. If σ is C^2 , the *second fundamental form* of Σ is defined by the equation

$$\nabla_{d\sigma(v)}^{\text{AdS}^3} d\sigma(\tilde{w}) = d\sigma \nabla_v^I \tilde{w} + \mathbb{I}(v, w)N$$

if \tilde{w} is a vector field extending w , and N is the future-directed unit normal vector field. The *shape operator* is the $(1, 1)$ -tensor defined as

$$B(v) = (d\sigma)^{-1} \nabla_{d\sigma(v)}^{\text{AdS}^3} N.$$

It is a self-adjoint operator for I , such that

$$\mathbb{I}(v, w) = I(B(v), w).$$

It satisfies the Codazzi equation $d^{\nabla^I} B = 0$, where (for vector fields \tilde{v} and \tilde{w} on S extending v and w):

$$d^{\nabla^I} B(v, w) = \nabla_{\tilde{v}}^I (B(\tilde{w})) - \nabla_{\tilde{w}}^I (B(\tilde{v})) - B[\tilde{v}, \tilde{w}].$$

Moreover, B satisfies the Gauss equation

$$K_I = -1 - \det B, \tag{15}$$

where K_I is the curvature of the first fundamental form.

In [KS07], a formula for the pull-back on S of the hyperbolic metric of \mathbb{H}^2 by the left and right projections was given. We report this formula here:

Proposition 4.6. *Let S be a smooth embedded spacelike surface in AdS^3 . Then:*

$$\pi_l^* g_{\mathbb{H}^2}(v, w) = I((E + J_I B)v, (E + J_I B)w), \tag{16}$$

and

$$\pi_r^* g_{\mathbb{H}^2}(v, w) = I((E - J_I B)v, (E - J_I B)w). \tag{17}$$

Here E denotes the identity operator, and J_I is the almost-complex structure induced by I .

Observe that, since B is self-adjoint for I , $\text{tr}(J_I B) = 0$ and thus $\det(E \pm J_I B) = 1 + \det B$. Hence if $\det B \neq -1$, then π_l and π_r are local diffeomorphisms. If moreover S is convex ($\det B \geq 0$), then by Lemma 4.2, π_l, π_r are diffeomorphisms onto their images. Since $\det(E + J_I B) = \det(E - J_I B)$, the composition $\Phi = \pi_r \circ (\pi_l)^{-1}$ is area-preserving. In conclusion, we have:

Corollary 4.7. *If S is a smooth convex embedded spacelike surface in AdS^3 , then π_l and π_r are diffeomorphisms on their images. Therefore, $\Phi = \pi_r \circ (\pi_l)^{-1} : \Omega_l \rightarrow \Omega_r$, where $\Omega_l = \pi_l(S)$ and $\Omega_r = \pi_r(S)$, is an area-preserving diffeomorphism.*

Moreover, using Lemma 4.3, one gets:

Corollary 4.8. *If S is a smooth convex embedded spacelike surface in AdS^3 with $\partial S = \text{gr}(\phi) \subset \partial \text{AdS}^3$, for ϕ an orientation-preserving diffeomorphism of $\partial \mathbb{H}^2$, then π_l and π_r are diffeomorphisms onto \mathbb{H}^2 and $\Phi = \pi_r \circ (\pi_l)^{-1}$ is an area-preserving diffeomorphism of \mathbb{H}^2 which extends to ϕ on $\partial \mathbb{H}^2$.*

Let us now discuss some properties of the associated map Φ to a smooth convex embedded surface S . In fact, we will prove the following proposition:

Proposition 4.9. *Let S be a smooth strictly convex embedded spacelike surface in AdS^3 , and let $\Phi = \pi_r \circ (\pi_l)^{-1} : \Omega_l \rightarrow \Omega_r$ be the associated area-preserving map. Then there exists a smooth tensor $b \in \Gamma(\text{End}(T\Omega_l))$ such that*

$$\Phi^* g_{\mathbb{H}^2} = g_{\mathbb{H}^2}(b \cdot, b \cdot), \quad (18)$$

which satisfies:

- (1) $d^\nabla b = 0$;
- (2) $\det b = 1$;
- (3) $\text{tr} b \in (-2, 2)$.

Here ∇ is the Levi-Civita connection of \mathbb{H}^2 .

Proof. Let us define

$$b = (E + J_I B)^{-1}(E - J_I B). \quad (19)$$

Then from Equations (16) and (17), the condition in Equation (18) is satisfied. Let us check the three properties of b :

- (1) Observe that, since $\nabla^I E$ and $\nabla^I J_I$ vanish and B is Codazzi for I , then $E - J_I B$ satisfies

$$d^{\nabla^I}(E - J_I B) = 0.$$

Using a formula given in [Lab92] or [KS07, Proposition 3.12], the Levi-Civita connection of the metric $\pi_l^* g_{\mathbb{H}^2}$ is

$$\nabla_v w = (E + J_I B)^{-1} \nabla_v^I (E + J_I B) w,$$

for every v, w . Hence:

$$\begin{aligned} d^\nabla b(v, w) &= \nabla_v b(w) - \nabla_w b(v) - b[v, w] \\ &= (E + J_I B)^{-1} (\nabla_v^I (E - J_I B)(w) - \nabla_w^I (E - J_I B)(v) - (E - J_I B)[v, w]) \\ &= (E + J_I B)^{-1} (d^{\nabla^I} (E - J_I B)(v, w)) = 0. \end{aligned}$$

This concludes the first point.

- (2) Since B is self-adjoint for I , then $\text{tr} J_I B = 0$, and thus

$$\det(E + J_I B) = \det(E - J_I B) = 1 + \det B.$$

Therefore $\det b = 1$.

(3) Observe that

$$(E + J_I B)^{-1} = \frac{1}{1 + \det B} (E - J_I B). \quad (20)$$

In fact, $(E + J_I B)(E - J_I B) = E - (J_I B)^2$ and, since $\text{tr}(J_I B) = 0$, by the Cayley-Hamilton Theorem $(J_I B)^2 = -\det(J_I B)E = -(\det B)E$. Moreover by a direct computation, $\text{tr}(E - J_I B)^2 = \text{tr} E + \text{tr}(J_I B)^2 = 2(1 - \det B)$ and thus:

$$\text{tr} b = \text{tr}(E + J_I B)^{-1}(E - J_I B) = \frac{1}{1 + \det B} \text{tr}(E - J_I B)^2 = 2 \left(\frac{1 - \det B}{1 + \det B} \right). \quad (21)$$

Since $\det B > 0$ by hypothesis, $\text{tr} b$ is always contained in $(-2, 2)$ for a strictly convex surface. \square

Remark 4.10. Using Equation (19) and $J = (E + J_I B)^{-1} J_I (E + J_I B)$, we get

$$Jb = J(E + J_I B)^{-1}(E - J_I B) = (E + J_I B)^{-1} J_I (E - J_I B).$$

By applying again Equation (20), one obtains that

$$\text{tr}(Jb) = \frac{\text{tr}(J_I (E - J_I B)^2)}{1 + \det B} = \frac{2\text{tr} B}{1 + \det B}.$$

Since we have chosen the future-directed normal vector field to the surface S , this shows that S is future-convex if $\text{tr}(Jb) > 0$, and past-convex if $\text{tr}(Jb) < 0$.

4.3. From K -surfaces to θ -landslides. Recall that a smooth spacelike surface in AdS^3 is a K -surface if its Gaussian curvature is constantly equal to K . In this paper we are interested in strictly convex surfaces, hence we will consider K -surfaces with $K \in (-\infty, -1)$, so that by the Gauss equation

$$K_I = -1 - \det B,$$

we will have $\det B > 0$.

In [BMS13] it is proved that, given a K -surface in AdS^3 , for $K \in (-\infty, -1)$, the associated map Φ is a θ -landslide. In [BMS13] the definition of θ -landslides is the following:

Definition 4.11. Let $\Phi : \Omega \subseteq \mathbb{H}^2 \rightarrow \mathbb{H}^2$ be an orientation-preserving diffeomorphism onto its image and let $\theta \in [0, \pi]$. We say that Φ is a θ -landslide if there exists a bundle morphism $m \in \Gamma(\text{End}(T\Omega))$ such that

$$\Phi^* g_{\mathbb{H}^2} = g_{\mathbb{H}^2}((\cos \theta E + \sin \theta Jm) \cdot, (\cos \theta E + \sin \theta Jm) \cdot),$$

and

- $d^\nabla m = 0$;
- $\det m = 1$;
- m is positive self-adjoint for $g_{\mathbb{H}^2}$.

Let us observe that a θ -landslide with $\theta = 0, \pi$ is an isometry. In [BMS13] it was proved that a θ -landslide can be decomposed as $\Phi = f_2 \circ (f_1)^{-1}$, where f_1 and f_2 are harmonic maps from a fixed Riemann surface, with Hopf differentials satisfying the relation

$$\text{Hopf}(f_1) = e^{2i\theta} \text{Hopf}(f_2).$$

We will restrict to the case of $\theta \in (0, \pi)$. In this case, we will mostly use an equivalent characterization of landslides:

Lemma 4.12. *Let $\Phi : \Omega \subseteq \mathbb{H}^2 \rightarrow \mathbb{H}^2$ be an orientation-preserving diffeomorphism onto its image. Then Φ is a θ -landslide if and only if there exists a bundle morphism $b \in \Gamma(\text{End}(T\Omega))$ such that*

$$\Phi^* g_{\mathbb{H}^2} = g_{\mathbb{H}^2}(b \cdot, b \cdot),$$

and

- $d^\nabla b = 0$;

- $\det b = 1$;
- $\operatorname{tr} b = 2 \cos \theta$;
- $\operatorname{tr} Jb < 0$.

Proof. Let us first suppose that Φ is a θ -landslide and prove the existence of b . Let $b = \cos \theta E + \sin \theta Jm$, for m as in Definition 4.11. Then $\operatorname{tr} b = 2 \cos \theta$ since m is self-adjoint for $g_{\mathbb{H}^2}$, and thus Jm is traceless. On the other hand, $\operatorname{tr}(Jb) = -\sin \theta \operatorname{tr} m < 0$ since m is positive definite. Moreover, $\det b = \cos^2 \theta + \sin^2 \theta = 1$ since $\det E = \det J = \det m = 1$ and again $\operatorname{tr}(Jm) = 0$. Finally, $d^\nabla b = 0$ since $\nabla E = \nabla J = 0$.

Conversely, let b satisfy the conditions in the statement. Then $b - \cos \theta E$ is traceless and thus is of the form aJm , with m positive self-adjoint for $g_{\mathbb{H}^2}$, $\det m = 1$, and $a \in \mathbb{R}$. Since $d^\nabla b = 0$, one has $d^\nabla m = 0$. Finally, $1 = \det b = \cos^2 \theta + a^2(\det m) = \cos^2 \theta + a^2$ implies that $|a| = |\sin \theta|$. Imposing that $\operatorname{tr} Jb < 0$, we conclude that $a = \sin \theta$. \square

Hence we are now able to reprove the following fact, which is known from [BMS13]:

Proposition 4.13. *Let S be a past-convex K -surface in $\mathbb{A}dS^3$ with $K \in (-\infty, -1)$. Then the associated map $\Phi : \Omega_l \rightarrow \Omega_r$ is a θ -landslide, with*

$$K = -\frac{1}{\cos^2(\frac{\theta}{2})}.$$

Proof. The proof follows, using the characterization of Lemma 4.12, from the choice

$$b = (E + J_I B)^{-1}(E - J_I B)$$

in Proposition 4.9. In fact, the first two points are satisfied, and from Equation (21) one obtains:

$$\operatorname{tr} b = 2 \left(\frac{1 - \det B}{1 + \det B} \right) = 2 \cos \theta, \quad (22)$$

for some $\theta \in (0, \pi)$. As observed in Remark 4.10, $\operatorname{tr}(Jb) < 0$ since S is past-convex by hypothesis. Finally, from Equation (22) one obtains:

$$\det B = \frac{1 - \cos \theta}{1 + \cos \theta} = \tan^2(\theta/2)$$

and thus

$$K = -1 - \det B = -\frac{1}{\cos^2(\theta/2)},$$

thus concluding the claim. \square

Remark 4.14. There clearly is an analogous statement of Proposition 4.13 for future-convex surfaces. In fact, if S is future-convex K -surface, consider first the tensor $b' = (E + J_I B)^{-1}(E - J_I B)$ as in the proof of Proposition 4.13. In this case $\operatorname{tr}(Jb') > 0$, as observed in Remark 4.10.

Hence it is the choice $b = -(E + J_I B)^{-1}(E - J_I B)$ which makes the conditions in Lemma 4.12 satisfied. This shows that the associated map Φ is a θ -landslide where $\theta \in (0, \pi)$ is chosen so that $2 \cos \theta = -\operatorname{tr}((E + J_I B)^{-1}(E - J_I B))$. The same computation as above shows that the curvature of S is:

$$K = -\frac{1}{\sin^2(\theta/2)}.$$

Let us remark that the result of this computation is consistent with the fact that the dual surface of the K -surface S is a past-convex surface S^* , gives the same associated map Φ , and has constant curvature

$$K^* = -\frac{1}{\cos^2(\theta/2)}.$$

In light of this remark, we will always restrict ourselves to consider past-convex K -surfaces.

A special case is obtained for $\theta = \pi/2$. Applying Lemma 4.12, a $\pi/2$ -landslide is a diffeomorphism $\Phi : \Omega \subseteq \mathbb{H}^2 \rightarrow \Phi(\Omega) \subseteq \mathbb{H}^2$ such that $\Phi^*g_{\mathbb{H}^2} = g_{\mathbb{H}^2}(b, b)$, where:

- $d^\nabla b = 0$;
- $\det b = 1$;
- $\text{tr } b = 0$;
- $\text{tr } Jb < 0$.

Hence, by taking $b_0 = -Jb$, we have $\text{tr}(Jb_0) = 0$, and thus b_0 has the property that $\Phi^*g_{\mathbb{H}^2} = g_{\mathbb{H}^2}(b_0, b_0)$ with:

- $d^\nabla b_0 = 0$;
- $\det b_0 = 1$;
- b_0 is positive self-adjoint for $g_{\mathbb{H}^2}$.

This is known to be equivalent to Φ being a *minimal Lagrangian map*, namely Φ is area-preserving and its graph is a minimal surface in $\mathbb{H}^2 \times \mathbb{H}^2$.

Remark 4.15. In [BS10], the existence of maximal surface in AdS^3 (namely, such that $\text{tr } B = 0$ where B is the shape operator) was used to prove that every quasisymmetric homeomorphism of $\partial\mathbb{H}^2$ admits a unique minimal Lagrangian extension to \mathbb{H}^2 . We remark that, given a smooth maximal surface in AdS^3 with principal curvatures in $(-1, 1)$, the two $\pi/4$ -parallel surfaces are (-2) -surfaces (see [BS10] or [KS07]). As already discussed in Remarks 4.4 and 4.5, the map associated to the two parallel surfaces (which are dual to one another) is the same as the map associated to the original maximal surface.

5. A REPRESENTATION FORMULA FOR CONVEX SURFACES

The purpose of this section is to provide a *representation formula* for convex surfaces in AdS^3 in terms of the associated diffeomorphism $\Phi : \Omega \subseteq \mathbb{H}^2 \rightarrow \Phi(\Omega) \subseteq \mathbb{H}^2$, for Ω a domain in \mathbb{H}^2 . A basic observation to start with is the fact that, if S is a smooth strictly convex embedded surface, with associated map $\Phi = \pi_r \circ (\pi_l)^{-1}$, and if $\gamma \in S$ is such that $\pi_l(\gamma) = x$, then γ belongs to the timelike geodesic

$$L_{x, \Phi(x)} = \{\eta \in \text{Isom}(\mathbb{H}^2) : \eta(\Phi(x)) = x\}.$$

In fact, from Subsection 4.1, we know $L_{x, \Phi(x)}$ is precisely the timelike geodesic orthogonal to S at γ .

Motivated by this observation, we will now define a 1-parameter family of parallel surfaces $S_{\Phi, b}$, all orthogonal to the lines $L_{x, \Phi(x)}$, which depend on the diffeomorphism Φ and on the choice of $b \in \Gamma(\text{End}(T\Omega))$ satisfying the necessary conditions provided by Proposition 4.9. The surface $S_{\Phi, b}$ will be parameterized by the inverse map of the left projection $\pi_l : S \rightarrow \mathbb{H}^2$.

Definition 5.1. Let Ω be a domain in \mathbb{H}^2 and $\Phi : \Omega \subseteq \mathbb{H}^2 \rightarrow \Phi(\Omega) \subseteq \mathbb{H}^2$ be an orientation-preserving diffeomorphism such that

$$\Phi^*g_{\mathbb{H}^2} = g_{\mathbb{H}^2}(b, b),$$

where $b \in \Gamma(\text{End}(T\Omega))$ is a smooth bundle morphism such that $d^\nabla b = 0$ and $\det b = 1$. Then define the map $\sigma_{\Phi, b} : \mathbb{H}^2 \rightarrow \text{Isom}(\mathbb{H}^2)$, where $\sigma_{\Phi, b}(x)$ is the unique isometry σ such that

- $\sigma(\Phi(x)) = x$;
- $d\sigma_{\Phi(x)} \circ d\Phi_x = -b_x$.

Example 5.2. If Φ is the identity of \mathbb{H}^2 and $\cos \theta = 1$, then clearly the identity operator $b = E$ satisfies the conditions $d^\nabla b = 0$ and $\det b = 1$. Hence by applying the definition, $\sigma_{\text{id}, E}(x)$ is the unique isometry which fixes x and has differential $-E$. In conclusion, $\sigma_{\text{id}, E} : \mathbb{H}^2 \rightarrow \text{Isom}(\mathbb{H}^2)$ is our usual identification which maps $x \in \mathbb{H}^2$ to \mathcal{I}_x .

Remark 5.3. Clearly the smooth tensor $b \in \Gamma(\text{End}(T\Omega))$ is not uniquely determined. In fact, if b' is another tensor satisfying

$$\Phi^* g_{\mathbb{H}^2} = g_{\mathbb{H}^2}(b', b'),$$

with $\det b' = 1$, then $b'_x = R_{\rho(x)}^x b_x$, where ρ is a function and R_{ρ}^x is the rotation of ρ around the basepoint $x \in \mathbb{H}^2$. Then we claim that $d^\nabla b' = R_\rho(d\rho \wedge Jb + d^\nabla b)$. Indeed, using that $\nabla R_\rho = d\rho \otimes JR_\rho$ we get

$$\begin{aligned} d^\nabla(R_\rho b)(v, w) &= \nabla_v(R_\rho b)(w) - \nabla_w(R_\rho b)(v) \\ &= (\nabla_v R_\rho) \circ b(w) + R_\rho \circ (\nabla_v b)(w) - (\nabla_w R_\rho) \circ b(v) - R_\rho \circ (\nabla_w b)(v) \\ &= d\rho(v)JR_\rho b(w) - d\rho(w)JR_\rho b(v) + R_\rho((\nabla_v b)(w) - (\nabla_w b)(v)) \\ &= R_\rho(d\rho(v)Jb(w) - d\rho(w)Jb(v) + d^\nabla b(v, w)), \end{aligned} \quad (23)$$

Therefore, from the condition $d^\nabla b = 0$, if b' is another tensor as in the hypothesis of Definition 5.1, then (up to replacing ρ with 2ρ), $b' = R_{2\rho}^x b$, where ρ is a constant.

In this case, one gets that $\sigma := \sigma_{\Phi, b}(x)$ satisfies the condition $d\sigma_{\Phi(x)} = -b_x \circ (d\Phi_x)^{-1}$, while $\sigma' := \sigma_{\Phi, b'}(x)$ satisfies

$$d\sigma'_x = -b' \circ (d\Phi_x)^{-1} = -R_{2\rho}^x \circ b \circ (d\Phi_x)^{-1}.$$

In other words, the map $\sigma_{\Phi, b'}$ is obtained by displacing the map $\sigma_{\Phi, b}$ along the timelike lines $L_{x, \Phi(x)}$ of a constant length ρ .

The next lemma discuss the naturality of the construction of the map $\sigma_{\Phi, b}$.

Lemma 5.4. *Let $b \in \Gamma(\text{End}(T\Omega))$ be a smooth bundle morphism such that*

$$\Phi^* g_{\mathbb{H}^2} = g_{\mathbb{H}^2}(b, b),$$

with $d^\nabla b = 0$ and $\det b = 1$. Let α, β be isometries of \mathbb{H}^2 . Then:

- *The smooth tensor b' on $\beta(\Omega)$ defined by $b'_{\beta x} = d\beta_x \circ b_x \circ (d\beta_x)^{-1}$ is such that $(\alpha\Phi\beta^{-1})^* g_{\mathbb{H}^2} = g_{\mathbb{H}^2}(b', b')$, $d^\nabla b' = 0$ and $\det b' = 1$;*
- $\sigma_{\alpha \circ \Phi \circ \beta^{-1}, b'}(\beta(x)) = \beta \circ \sigma_{\Phi, b}(x) \circ \alpha^{-1} = (\beta, \alpha) \cdot \sigma_{\Phi, b}(x)$.

Proof. For the first point, since β is an isometry, one has:

$$\begin{aligned} (\alpha\Phi\beta^{-1})^* g_{\mathbb{H}^2}(v, w) &= g_{\mathbb{H}^2}(d(\alpha\Phi\beta^{-1})(v), d(\alpha\Phi\beta^{-1})(w)) \\ &= g_{\mathbb{H}^2}(d(\Phi\beta^{-1})(v), d(\Phi\beta^{-1})(w)) = g_{\mathbb{H}^2}(b'(v), b'(w)). \end{aligned}$$

Moreover,

$$\begin{aligned} d^\nabla b' &= \nabla_v(d\beta b d\beta^{-1}(w)) - \nabla_w(d\beta b d\beta^{-1}(v)) - d\beta b d\beta^{-1}[v, w] \\ &= d\beta (\nabla_{d\beta^{-1}(v)}(b d\beta^{-1}(w)) - d\beta \nabla_{d\beta^{-1}(w)}(b d\beta^{-1}(v)) - b[d\beta^{-1}(v), d\beta^{-1}(w)]) \\ &= d\beta d^\nabla b(d\beta^{-1}(v), d\beta^{-1}(w)) = 0. \end{aligned}$$

For the second point, we must check that $\hat{\sigma} = \beta \circ \sigma_{\Phi, b}(x) \circ \alpha^{-1}$ satisfies the two properties defining $\sigma_{\alpha \circ \Phi \circ \beta^{-1}, b'}(\beta(x))$, namely $\hat{\sigma}(\alpha\Phi\beta^{-1}(\beta(x))) = \beta(x)$ and $d\hat{\sigma}_{\alpha\Phi(x)} \circ d(\alpha\Phi\beta^{-1})_{\beta(x)} = -b'_{\beta(x)}$.

For the first defining property, we have that for every $x \in \Omega$:

$$(\beta \circ \sigma_{\Phi, b}(x) \circ \alpha^{-1})(\alpha \circ \Phi \circ \beta^{-1})(\beta(x)) = \beta(\sigma_{\Phi, b}(x)\Phi(x)) = \beta(x).$$

For the second property,

$$\begin{aligned} d(\beta\sigma_{\Phi}(x)\alpha^{-1})_{\alpha\Phi(x)} \circ d(\alpha\Phi\beta^{-1})_{\beta x} &= d\beta_x \circ d(\sigma_{\Phi}(x))_{\Phi(x)} \circ d\Phi_x \circ d\beta_{\beta(x)}^{-1} \\ &= -d\beta_x \circ b_x \circ (d\beta_x)^{-1} = -b'_{\beta(x)}. \end{aligned}$$

This concludes the proof. \square

Let us now compute the pull-back of the induced metric on the surface $S_{\Phi,b} = \sigma_{\Phi,b}(\Omega)$ by means of $\sigma_{\Phi,b}$.

Proposition 5.5. *Let Ω be a domain in \mathbb{H}^2 and $\Phi : \Omega \subseteq \mathbb{H}^2 \rightarrow \Phi(\Omega) \subseteq \mathbb{H}^2$ be an orientation-preserving diffeomorphism such that*

$$\Phi^* g_{\mathbb{H}^2} = g_{\mathbb{H}^2}(b, b),$$

where $b \in \Gamma(\text{End}(T\Omega))$ is a smooth bundle morphism such that $d^\nabla b = 0$ and $\det b = 1$. Then

$$(\sigma_{\Phi,b})^* g_{\mathbb{A}\text{dS}^3} = \frac{1}{4} g_{\mathbb{H}^2}((E+b)\cdot, (E+b)\cdot). \quad (24)$$

Proof. In this proof, we will consider \mathbb{H}^2 in the hyperboloid model (recall Subsection 2.1), so that $\text{Isom}(\mathbb{H}^2)$ is identified to the connected component of the identity in $\text{SO}(2,1)$.

Let us fix a point $x \in \mathbb{H}^2$. By post-composing Φ with an isometry α (where actually $\alpha = \sigma_{\Phi,b}(x)$), we can assume that $\Phi(x) = x$ and that $d\Phi_x = -b$. Indeed, by Lemma 5.4, $\sigma_{\Phi,b}$ is modified by right multiplication with α^{-1} and thus the embedding data are unchanged. Therefore by Definition 5.1, $\sigma_{\Phi,b}(x) = \text{id}$ since $\sigma_{\Phi,b}(x)$ fixes x and its differential at x is the identity.

Consider a smooth path $x(t)$ with $x(0) = x$ and $\dot{x}(0) = v$. Hence, regarding the isometries of \mathbb{H}^2 as $\text{SO}(2,1)$ -matrices and points of \mathbb{H}^2 as vectors in $\mathbb{R}^{2,1}$, by differentiating at $t = 0$ the relation

$$\sigma_{\Phi,b}(x(t)) \cdot \Phi(x(t)) = x(t),$$

we get

$$d\sigma_{\Phi,b}(v) \cdot x - b(v) = v,$$

and therefore

$$d\sigma_{\Phi,b}(v) \cdot x = (E+b)v. \quad (25)$$

On the other hand, choose a vector $w \in T_x \mathbb{H}^2$ and extend w to a parallel vector field $w(t)$ along $x(t)$. We start from the following relation (recall that we consider $\text{Isom}(\mathbb{H}^2)$ in the $\text{SO}(2,1)$ model, hence the differential of an isometry σ is σ itself):

$$\sigma_{\Phi,b}(x(t)) \cdot d\Phi_{x(t)}(w(t)) = -b_{x(t)}(w(t)).$$

By differentiating this identity in $\mathbb{R}^{2,1}$, we obtain

$$-d\sigma_{\Phi,b}(v) \cdot (b_x w) + \left. \frac{d}{dt} \right|_{t=0} (d\Phi_{x(t)}(w(t))) = - \left. \frac{d}{dt} \right|_{t=0} (b_{x(t)} w(t)). \quad (26)$$

Now observe that, if ∇ is the Levi-Civita connection of \mathbb{H}^2 and $\langle \cdot, \cdot \rangle_{\mathbb{R}^{2,1}}$ is the Minkowski product of $\mathbb{R}^{2,1}$, then

$$\left. \frac{d}{dt} \right|_{t=0} (b_{x(t)} w(t)) = \nabla_v (b_{x(t)} w(t)) + (\langle v, b(w) \rangle_{\mathbb{R}^{2,1}}) x.$$

For the other term, we obtain in a similar fashion that

$$\left. \frac{d}{dt} \right|_{t=0} (d\Phi_{x(t)}(w(t))) = \nabla_{d\Phi_x(v)} (d\Phi_{x(t)}(w(t))) + (\langle b(v), b(w) \rangle_{\mathbb{R}^{2,1}}) x,$$

In the second term, we have used that $d\Phi_x = -b$. Since Φ is an isometry between $g_{\mathbb{H}^2}$ and $\Phi^* g_{\mathbb{H}^2} = g_{\mathbb{H}^2}(b, b)$, we have

$$\nabla_{d\Phi_x(v)} (d\Phi_{x(t)}(w(t))) = d\Phi_x \tilde{\nabla}_v (w(t)) = -b_x \tilde{\nabla}_v (w(t)),$$

where $\tilde{\nabla}$ is the Levi-Civita connection of $\Phi^* g_{\mathbb{H}^2}$. Using again the formula given in [Lab92] or [KS07, Proposition 3.12], it turns out that for any two vector fields X, Y

$$\tilde{\nabla}_X Y = b^{-1} \nabla_X (b(Y)). \quad (27)$$

Therefore, from Equation (26) we obtain

$$-d\sigma_{\Phi,b}(v) \cdot (b_x w) - \nabla_v (b_{x(t)} w(t)) + (\langle b_x v, b_x w \rangle_{\mathbb{R}^{2,1}}) x = -\nabla_v (b_{x(t)} w(t)) - (\langle v, b_x w \rangle_{\mathbb{R}^{2,1}}) x \quad (28)$$

Therefore, replacing $b_x w$ with an arbitrary vector w , we obtain the relation

$$d\sigma_{\Phi,b}(v) \cdot w = (\langle w, (E+b)v \rangle_{\mathbb{R}^{2,1}})x. \quad (29)$$

It is straightforward to check, using Equations (25) and (29), that $d\sigma_{\Phi,b}(v)$ corresponds to the linear map

$$d\sigma_{\Phi,b}(v)(w) = J(E+b)v \boxtimes w = \Lambda(J(E+b)(v))(w), \quad (30)$$

where J is the almost-complex structure of \mathbb{H}^2 . Recalling from Equation (13) that the identification of $\mathfrak{so}(2,1)$ with $\mathbb{R}^{2,1}$ sends the AdS metric of $\text{Isom}(\mathbb{H}^2)$ to $1/4$ the Minkowski product, the first fundamental form is:

$$\begin{aligned} g_{\text{AdS}^3}(d\sigma_{\Phi,b}(v_1), d\sigma_{\Phi,b}(v_2)) &= \frac{1}{4} \langle J(E+b)v_1, J(E+b)v_2 \rangle_{\mathbb{R}^{2,1}} \\ &= \frac{1}{4} \langle (E+b)v_1, (E+b)v_2 \rangle_{\mathbb{R}^{2,1}}, \end{aligned}$$

as in our claim. \square

Remark 5.6. From the proof of Proposition 5.5, it turns out that, under the usual identification, the differential of $\sigma_{\Phi,b}$ is given by $J(E+b)$. Hence the map $\sigma_{\Phi,b}$ is an immersion provided

$$\det d\sigma_{\Phi,b} = 2 + \text{tr } b \neq 0,$$

or equivalently $\text{tr } b \neq -2$.

Corollary 5.7. *In the hypothesis of Proposition 5.5, the image of $d\sigma_{\Phi,b}$ at a point $x \in \Omega$ is orthogonal to the line $L_{x,\Phi(x)}$ at the point $\sigma_{\Phi,b}(x)$. In particular, if x is not a critical point, then the family of lines $L_{\cdot,\Phi(\cdot)}$ foliates a neighborhood of $\sigma_{\Phi,b}(x)$ and the map $\sigma_{\Phi,b}$ gives a local parameterization of an integral surface of the orthogonal distribution.*

Moreover, if $\sigma_{\Phi,b}$ is an immersion, then $\pi_1 \circ \sigma_{\Phi,b}$ is the identity, and $\pi_r \circ \sigma_{\Phi,b} = \Phi$.

Proof. As in the proof of Proposition 5.5, we can assume that $\Phi(x) = x$ and that $d\Phi_x = -b$, which implies that $\sigma_{\Phi,b}(x) = \text{id}$. From Equation (30), it follows that the image of $d\sigma_{\Phi,b}$ at x is orthogonal to the direction given by $\Lambda(x)$.

On the other hand, in this assumption $L_{x,\Phi(x)} = L_{x,x}$ is the 1-parameter subgroup generated by $\Lambda(x)$ itself. \square

Remark 5.8. From the proof Proposition 5.5 we have actually shown that, under the assumption $\Phi(x) = x$ and that $d\Phi_x = -b$, if $d\sigma_{\Phi,b}$ is non-singular at x , then under the identification $T_{\text{id}}\text{Isom}(\mathbb{H}^2) \cong \mathfrak{so}(2,1) \cong \mathbb{R}^{2,1}$, the future unit normal vector at $\sigma_{\Phi,b}(x) = \text{id}$ is $N(x) = 2\Lambda(x)$. In fact, $N(x) = 2\Lambda(x)$ is orthogonal to the surface at $\sigma_{\Phi,b}(x)$ by the above observation, and is unit, since the AdS metric at id is identified to $1/4$ the Minkowski product, see Equation (13).

Proposition 5.9. *Let Ω be a domain in \mathbb{H}^2 and $\Phi : \Omega \subseteq \mathbb{H}^2 \rightarrow \Phi(\Omega) \subseteq \mathbb{H}^2$ be an orientation-preserving diffeomorphism such that*

$$\Phi^* g_{\mathbb{H}^2} = g_{\mathbb{H}^2}(b \cdot, b \cdot),$$

where $b \in \Gamma(\text{End}(T\Omega))$ is a smooth bundle morphism such that $d^\nabla b = 0$ and $\det b = 1$. Then the shape operator of the immersion $\sigma_{\Phi,b}$ is:

$$B = -J_I(E+b)^{-1}(E-b), \quad (31)$$

where J_I denotes the almost-complex structure associated to the induced metric I .

Proof. To compute the covariant derivative of the normal vector field N along a tangent vector $d\sigma_{\Phi}(v)$, we use the following formula (see [Mil76]):

$$\nabla_{d\sigma_{\Phi,b}(v)}^{\text{AdS}^3} N = \nabla_{d\sigma_{\Phi,b}(v)}^l N + \frac{1}{2} [d\sigma_{\Phi,b}(v), N] = \nabla_{d\sigma_{\Phi,b}(v)}^r N - \frac{1}{2} [d\sigma_{\Phi,b}(v), N],$$

where ∇^l (resp. ∇^r) is the left-invariant (resp. right-invariant) flat connection which makes the left-invariant (resp. right-invariant) vector fields parallel, and $[\cdot, \cdot]$ denotes the bi-invariant extension of Lie bracket on $\mathfrak{isom}(\mathbb{H}^2)$. Assuming that $\sigma_{\Phi, b}(x) = \text{id}$ as before, we can compute $\nabla_{d\sigma_{\Phi, b}(v)}^r N$ as the differential at the identity of the vector field $N\sigma_{\Phi, b}(x)^{-1}$. Observe that in the argument of Proposition 5.5 and Remark 5.8, while doing the assumption that $\Phi(x) = x$ and that $d\Phi_x = -b$ (so that $\sigma_{\Phi, b}(x) = \text{id}$), one is actually composing with an isometry of AdS^3 of the form (id, α) , where $\alpha = \sigma_{\Phi, b}(x)$. Thus the formula $N(x)\sigma_{\Phi, b}(x)^{-1} = 2\Lambda(x)$ is still true for every point x . Recall that, under the identification of the Lie algebra $\mathfrak{so}(2, 1)$ with $\mathbb{R}^{2,1}$, the Lie bracket $[v, w]$ is identified to the Minkowski product $v \boxtimes w$ (see Equation (12)). Therefore we get, using Equation (30),

$$\nabla_{d\sigma_{\Phi, b}(v)}^{\text{AdS}^3} N = \Lambda \left(2v - \frac{1}{2} J(E + b)v \boxtimes 2x \right) = \Lambda(2v - v - b(v)) = \Lambda((E - b)v),$$

where we have used Equation (10). Therefore, using Equation (30), that is, $d\sigma_{\Phi, b}(v) = \Lambda(J(E + b)v)$, one concludes that

$$B = -(E + b)^{-1} J(E - b).$$

Using that, from Equation (24) for the metric, $J_I = (E + b)^{-1} J(E + b)$, one concludes the proof. \square

Observe that, if Φ is a θ -landslide, then by Lemma 4.12 we can choose b as in the hypothesis, with moreover $\text{tr } b = 2 \cos \theta$. Hence by Equation (31), the curvature of $\sigma_{\Phi, b}(\Omega)$ is

$$\det B = \frac{2 - \text{tr } b}{2 + \text{tr } b} = \frac{1 - \cos \theta}{1 + \cos \theta} = \tan^2 \left(\frac{\theta}{2} \right),$$

and thus $\sigma_{\Phi, b}$ is a K -surface for $K = -1/\cos^2(\theta/2)$.

More generally, we can now prove:

Theorem 5.10. *Let S be a smooth strictly convex embedded spacelike surface in AdS^3 , and let $\Phi = \pi_r \circ (\pi_l)^{-1} : \Omega_l \rightarrow \Omega_r$ be the associated map. By identifying $g_{\mathbb{H}^2}$ with the metric $I((E + J_I B)\cdot, (E + J_I B)\cdot)$ by means of the left projection π_l , and choosing*

$$b = (E + J_I B)^{-1} (E - J_I B),$$

then the map $\sigma_{\Phi, b} : \Omega_l \rightarrow \text{AdS}^3$ defined by $\sigma_{\Phi, b}(x) = \sigma$, with:

- $\sigma(\Phi(x)) = x$;
- $d\sigma_{\Phi(x)} \circ d\Phi_x = -b_x$.

is an embedding whose image is the original surface S .

Proof. Recall from Proposition 4.9 that b satisfies the hypothesis $d^\nabla b = 0$ and $\det b = 1$. Moreover, since S is strictly convex, then $\text{tr } b \in (-2, 2)$ and thus $\sigma_{\Phi, b}$ is an immersion by Remark 5.6. We will check that the embedding data of $\sigma_{\Phi, b} \circ \pi_l$ coincide with those of S , and thus in principle $\sigma_{\Phi, b} \circ \pi_l$ extends to a global isometry (γ_l, γ_r) of AdS^3 . By Corollary 5.7, if $\pi_l(\gamma) = x$, then the point $\sigma_{\Phi, b}(x)$ belongs to the geodesic $L_{x, \Phi(x)}$ which is orthogonal to S at γ , and is also orthogonal to the image of $\sigma_{\Phi, b}$. So we deduce that (γ_l, γ_r) preserves every geodesic of the form $L_{x, \Phi(x)}$. Hence γ_l fixes every point $x \in \Omega_l$, and analogously γ_r fixes every point $\Phi(x)$. Therefore $\gamma_l = \gamma_r = \text{id}$ and this will conclude the proof.

To check the claim of the embedding data, using Equation (24),

$$\pi_l^* \sigma_{\Phi, b}^* (g_{\text{AdS}^3}) = \frac{1}{4} \pi_l^* g_{\mathbb{H}^2}((E + b)\cdot, (E + b)\cdot) = \frac{1}{4} I((E + J_I B)(E + b)\cdot, (E + J_I B)(E + b)\cdot).$$

On the other hand,

$$\begin{aligned} (E + J_I B)(E + b) &= (E + J_I B)(E + (E + J_I B)^{-1}(E - J_I B)) \\ &= (E + J_I B)(E + J_I B)^{-1}(E + J_I B + E - J_I B) = 2E. \end{aligned}$$

In a similar way, according to Equation (31), the shape operator of $\sigma_{\Phi,b} \circ \pi_l$ is:

$$\begin{aligned} -J_I(E+b)^{-1}(E-b) &= J_I(E+(E+J_I B)^{-1}(E-J_I B))^{-1}(E-(E+J_I B)^{-1}(E-J_I B)) \\ &= J_I(2(E+J_I B)^{-1})^{-1}(-2(E+J_I B)^{-1}J_I B) = -J_I^2 B, \end{aligned}$$

and thus it coincides with B , the shape operator of the original surface S . This concludes the proof. \square

As already observed, the condition that $\text{tr } b$ is a constant in $(-2, 2)$ coincides with the condition that S has constant curvature in $(-\infty, -1)$. Hence we obtain the following corollary:

Corollary 5.11. *Let Ω be a domain in \mathbb{H}^2 and $\Phi : \Omega \subseteq \mathbb{H}^2 \rightarrow \mathbb{H}^2$ be a θ -landslide with $\theta \in (0, \pi)$. If $b \in \Gamma(\text{End}(T\Omega))$ satisfies*

$$\Phi^* g_{\mathbb{H}^2} = g_{\mathbb{H}^2}(b \cdot, b \cdot),$$

with $d^\nabla b = 0$, $\det b = 1$, $\text{tr } b = 2 \cos \theta$ and $\text{tr } Jb < 0$, then the map $\sigma_{\Phi,b}$ defined by:

- $\sigma(\Phi(x)) = x$;
- $d\sigma_{\Phi(x)} \circ d\Phi_x = -b_x$.

is the embedding of the past-convex K -surface in AdS^3 (for $K = -1/\cos^2(\theta/2)$) such that $\pi_l \circ \sigma_{\Phi,b} = \text{id}$ and $\pi_r \circ \sigma_{\Phi,b} = \Phi$.

Remark 5.12. Applying Remark 5.3, the map $\sigma_{\Phi,-b}$, which is defined by:

- $\sigma(\Phi(x)) = x$;
- $d\sigma_{\Phi(x)} \circ d\Phi_x = b_x$.

corresponds to the dual embedding, which is a K^* -surface, with $K^* = -K/(K+1)$, whose associated landslide map Φ is the same.

Although this is not the main point of this paper, we observe that this representation formula holds also for maximal surfaces. In fact, if Φ is a minimal Lagrangian map (which is the same as a $(\pi/2)$ -landslide, as already observed), then there exists a smooth $b_0 \in \Gamma(\text{End}(T\Omega))$ such that $\Phi^* g_{\mathbb{H}^2} = g_{\mathbb{H}^2}(b_0 \cdot, b_0 \cdot)$ with

- $d^\nabla b_0 = 0$;
- $\det b_0 = 1$;
- b_0 is self-adjoint for $g_{\mathbb{H}^2}$.

Moreover, one can assume b_0 is positive definite (up to replacing b_0 with $-b_0$). The condition that b_0 is positive definite ensures that $\text{tr } b_0 \neq -2$, and thus σ_{Φ,b_0} is an immersion. Moreover, by a direct computation (see [BS10, §3]), B is traceless, that is, $\sigma_{\Phi,b_0}(\Omega)$ is a maximal surface. In fact, in [BS10] the existence of maximal surfaces was proved in order to obtain results on the existence of minimal Lagrangian extensions. Our next corollary goes in the opposite direction.

Corollary 5.13. *Let Ω be a open domain in \mathbb{H}^2 and $\Phi : \Omega \subseteq \mathbb{H}^2 \rightarrow \mathbb{H}^2$ be a minimal Lagrangian map such that*

$$\Phi^* g_{\mathbb{H}^2} = g_{\mathbb{H}^2}(b_0 \cdot, b_0 \cdot),$$

so that b_0 is positive definite, $g_{\mathbb{H}^2}$ -self-adjoint, $d^\nabla b_0 = 0$ and $\det b_0 = 1$. Then the map σ_{Φ,b_0} defined by:

- $\sigma(\Phi(x)) = x$;
- $d\sigma_{\Phi(x)} \circ d\Phi_x = -(b_0)_x$.

is the embedding of the maximal surface in AdS^3 such that $\pi_l \circ \sigma_{\Phi,b_0} = \text{id}$ and $\pi_r \circ \sigma_{\Phi,b_0} = \Phi$.

In fact, as it is to be expected, considering $b = \pm Jb_0$ one recovers the K -surfaces which are $(\pi/4)$ -parallel surfaces to the maximal surface.

6. THE EXPLICIT CONSTRUCTION OF A BARRIER

In this section we will construct an explicit example of θ -landslides between hyperbolic surfaces, which commute with a 1-parameter hyperbolic group of isometries.

We will use the upper half-plane model of \mathbb{H}^2 , and will denote by $z = x + iy$ the standard coordinates of the upper half-plane. Let us introduce a new coordinate $w = s + it$, with $w \in \mathbb{R} \times (-\pi/2, \pi/2)$, defined by

$$z = i \exp(w).$$

(See also [Hub06, Chapter 2].) Clearly w is a conformal coordinate, and the hyperbolic metric takes the form

$$h_0 = \frac{|dz|^2}{y^2} = \frac{|dw|^2}{\cos^2(t)}. \quad (32)$$

In this coordinates, the line $l = \{t = 0\}$ is a geodesic with endpoints $0, \infty \in \mathbb{R}P^1$. The isometries preserving the geodesic l have the form $\gamma_a(s, t) = (s + a, t)$. Moreover, the lines $\{s = s_0\}$ are geodesics orthogonal to l . See Figure 7.

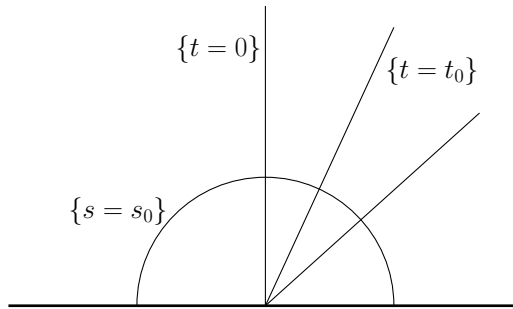


FIGURE 7. In the $w = s + it$ on the upper half-plane, the curves $\{t = t_0\}$ are equidistant curves from the geodesic $\{t = 0\}$. The curves $\{s = s_0\}$ are geodesics orthogonal to $\{t = 0\}$.

We will look for a θ -landslide Φ_θ invariant for the 1-parameter group γ_a . More precisely, we require that $\Phi_\theta \circ \gamma_a = \gamma_a \circ \Phi_\theta$. Hence Φ_θ will necessarily have the form

$$\Phi_\theta(s, t) = (s - \varphi(t), \psi(t)).$$

We want to impose that Φ_θ is an orientation-preserving diffeomorphism, hence we will assume ψ increasing. Thus we will always consider $\psi' > 0$.

We will make use of the following remark:

Remark 6.1. Given an orientation-preserving local diffeomorphism $\Phi : \Omega \subseteq \mathbb{H}^2 \rightarrow \mathbb{H}^2$, there exists a unique bundle morphism $b_0 \in \Gamma(\text{End}(T\mathbb{H}^2))$ with

$$\Phi^* g_{\mathbb{H}^2} = g_{\mathbb{H}^2}(b_0 \cdot, b_0 \cdot),$$

such that b_0 is positive definite and self-adjoint for $g_{\mathbb{H}^2}$ (which is equivalent to $\text{tr} Jb_0 = 0$). Indeed, b_0 is the square root of $(g_{\mathbb{H}^2})^{-1} \Phi^* g_{\mathbb{H}^2}$. In general, $\Phi^* g_{\mathbb{H}^2}$ is equal to $g_{\mathbb{H}^2}(b, b)$, for a (smooth) bundle morphism b , if and only if b is of the form $R_\rho b_0$ for some smooth function ρ .

Hence, let us begin by computing

$$\begin{aligned} \Phi_\theta^* h_0 &= \frac{1}{\cos^2(\psi(t))} ((ds - \varphi'(t)dt)^2 + \psi'(t)^2 dt^2) \\ &= \frac{ds^2 - 2\varphi'(t)dsdt + (\varphi'(t)^2 + \psi'(t)^2)dt^2}{\cos^2(\psi(t))}. \end{aligned}$$

Therefore we have $\Phi_\theta^* h_0 = h_0(b_0 \cdot, b_0 \cdot) = h_0(\cdot, b_0^2)$, where b_0 is self-adjoint for h_0 , positive definite, and in the (s, t) -coordinates

$$b_0^2 = h_0^{-1} \Phi_\theta^* h_0 = \frac{\cos^2(t)}{\cos^2(\psi(t))} \begin{pmatrix} 1 & -\varphi'(t) \\ -\varphi'(t) & \varphi'(t)^2 + \psi'(t)^2 \end{pmatrix}.$$

Let us observe that

$$\det b_0^2 = \frac{\cos^4(t)}{\cos^4(\psi(t))} \psi'(t)^2.$$

Since we are imposing that Φ_θ is area-preserving, we must require $\det b = 1$, which is equivalent to $\det b_0 = \det b_0^2 = 1$. We obtain (assuming $\psi'(t) > 0$):

$$\frac{\psi'(t)}{\cos^2(\psi(t))} = \frac{1}{\cos^2(t)},$$

which leads to the condition $\tan(\psi(t)) = \tan t + C$ (after a choice of the sign).

In the following, we choose $C = 0$, thus $\psi(t) = t$ and we look for a map of the form $\Phi(s, t) = (s - \varphi(t), t)$.

Observe that, for the Cayley-Hamilton theorem, $b_0^2 - (\operatorname{tr} b_0)b_0 + (\det b_0)E = 0$. Hence we have $b_0^2 + E = (\operatorname{tr} b_0)b_0$ and, taking the trace, $(\operatorname{tr} b_0)^2 = 2 + \operatorname{tr}(b_0^2)$. In our case, $\operatorname{tr}(b_0^2) = 2 + \varphi'(t)^2$ and therefore we obtain the following positive definite root of b_0^2 :

$$b_0 = \frac{1}{\sqrt{4 + \varphi'(t)^2}} (b_0^2 + E) = \frac{1}{\sqrt{4 + \varphi'(t)^2}} \begin{pmatrix} 2 & -\varphi'(t) \\ -\varphi'(t) & 2 + \varphi'(t)^2 \end{pmatrix}.$$

From Remark 6.1, it remains to impose that $b = R_\rho b_0$ satisfies $\operatorname{tr} b = 2 \cos \theta$, $\operatorname{tr} Jb < 0$ and the Codazzi condition for $g_{\mathbb{H}^2}$.

Remark 6.2. The condition $\operatorname{tr} b = 2 \cos \theta$ is equivalent to $\operatorname{tr}(R_\rho b_0) = 2 \cos \theta$. Observe that

$$R_\rho b_0 = (\cos \rho E + \sin \rho J) b_0 = (\cos \rho) b_0 + (\sin \rho) J b_0.$$

Since b_0 is self-adjoint, we have $\operatorname{tr}(J b_0) = 0$, hence the following formula holds:

$$\operatorname{tr}(R_\rho b_0) = \cos \rho \operatorname{tr} b_0.$$

Using this formula, the condition $\operatorname{tr}(R_\rho b_0) = 2 \cos \theta$ can be rewritten as

$$\cos \rho = \frac{2 \cos \theta}{\operatorname{tr} b_0}. \quad (33)$$

Note that $\operatorname{tr} b_0 \geq 2$, since $\det b_0 = 1$ and b_0 is positive definite. Thus there are precisely two possible continuous choices of the angle ρ , namely

$$\rho = \pm \arccos \left(\frac{2 \cos \theta}{\operatorname{tr}(b_0)} \right). \quad (34)$$

Since $\cos \theta \neq 1$, neither of these two functions can vanish at any point.

In the case being considered, $\operatorname{tr}(b_0) = \sqrt{4 + \varphi'(t)^2}$. Hence, by imposing that $\operatorname{tr}(Jb) < 0$, we get $\sin \rho > 0$ and thus

$$\rho = \arccos \left(\frac{2 \cos \theta}{\sqrt{4 + \varphi'(t)^2}} \right).$$

It thus remains to impose the Codazzi condition to $b = R_\rho b_0$ to determine the function $\varphi(t)$. Using Equation (23), it suffices to impose

$$d\rho(\partial_s) J b_0(\partial_t) - d\rho(\partial_t) J b_0(\partial_s) + d^\nabla b_0(\partial_s, \partial_t) = 0,$$

and since $d\rho(\partial_s) = 0$ and $[\partial_s, \partial_t] = 0$, we must impose

$$\nabla_{\partial_s} b_0(\partial_t) - \nabla_{\partial_t} b_0(\partial_s) - d\rho(\partial_t) J b_0(\partial_s) = 0. \quad (35)$$

For this purpose, let us compute

$$\begin{aligned}\nabla_{\partial_s} b_0(\partial_t) &= \nabla_{\partial_s} \left(\frac{1}{\sqrt{4 + \varphi'(t)^2}} (-\varphi'(t)\partial_s + (2 + \varphi'(t)^2)\partial_t) \right) \\ &= \frac{1}{\sqrt{4 + \varphi'(t)^2}} (-\varphi'(t)\nabla_{\partial_s}\partial_s + (2 + \varphi'(t)^2)\nabla_{\partial_s}\partial_t)\end{aligned}$$

Observing that $\nabla_{\partial_s}\partial_s = -\tan(t)\partial_t$ and $\nabla_{\partial_s}\partial_t = \tan(t)\partial_s$, we obtain

$$\nabla_{\partial_s} b_0(\partial_t) = \frac{\tan(t)}{\sqrt{4 + \varphi'(t)^2}} ((2 + \varphi'(t)^2)\partial_s + \varphi'(t)\partial_t).$$

On the other hand,

$$\begin{aligned}\nabla_{\partial_t} b_0(\partial_s) &= \nabla_{\partial_t} \left(\frac{1}{\sqrt{4 + \varphi'(t)^2}} (2\partial_s - \varphi'(t)\partial_t) \right) \\ &= -\frac{\varphi'(t)\varphi''(t)}{(4 + \varphi'(t)^2)^{3/2}} (2\partial_s - \varphi'(t)\partial_t) + \frac{1}{\sqrt{4 + \varphi'(t)^2}} (2\nabla_{\partial_t}\partial_s - \varphi''(t)\partial_t - \varphi'(t)\nabla_{\partial_t}\partial_t),\end{aligned}$$

Using moreover $\nabla_{\partial_t}\partial_t = \tan(t)\partial_t$,

$$\begin{aligned}\nabla_{\partial_t} b_0(\partial_s) &= \left(-\frac{2\varphi'(t)\varphi''(t)}{(4 + \varphi'(t)^2)^{3/2}} + \frac{2\tan(t)}{\sqrt{4 + \varphi'(t)^2}} \right) \partial_s \\ &\quad + \left(\frac{\varphi'(t)^2\varphi''(t)}{(4 + \varphi'(t)^2)^{3/2}} - \frac{\varphi''(t) + \varphi'(t)\tan(t)}{\sqrt{4 + \varphi'(t)^2}} \right) \partial_t.\end{aligned}$$

We also compute:

$$\begin{aligned}\partial_t \rho &= \frac{1}{\sqrt{1 - \frac{4\cos^2\theta}{4 + \varphi'(t)^2}}} \frac{2\cos\theta}{(4 + \varphi'(t)^2)^{3/2}} \varphi'(t)\varphi''(t) \\ &= \frac{2\cos\theta\varphi'(t)\varphi''(t)}{(4 + \varphi'(t)^2)\sqrt{4\sin^2\theta + \varphi'(t)^2}}.\end{aligned}$$

Finally $Jb_0(\partial_s) = (\varphi'(t)\partial_s + 2\partial_t)/\sqrt{4 + \varphi'(t)^2}$. Therefore the Codazzi condition in Equation (35) gives, for the ∂_s components,

$$\frac{\tan(t)\varphi'(t)^2}{\sqrt{4 + \varphi'(t)^2}} = -\frac{2\varphi'(t)\varphi''(t)}{(4 + \varphi'(t)^2)^{3/2}} + \frac{2\cos\theta\varphi'(t)^2\varphi''(t)}{(4 + \varphi'(t)^2)^{3/2}\sqrt{4\sin^2\theta + \varphi'(t)^2}},$$

and thus

$$-\tan(t) = \frac{2}{4 + \varphi'(t)^2} \left(\frac{1}{\varphi'(t)} - \frac{\cos\theta}{\sqrt{4\sin^2\theta + \varphi'(t)^2}} \right) \varphi''(t). \quad (36)$$

On the other hand, equating the ∂_t -components in (35) gives

$$\frac{\varphi'(t)^2\varphi''(t)}{(4 + \varphi'(t)^2)^{3/2}} = \frac{\varphi''(t) + 2\varphi'(t)\tan(t)}{\sqrt{4 + \varphi'(t)^2}} - \frac{4\cos\theta\varphi'(t)\varphi''(t)}{(4 + \varphi'(t)^2)^{3/2}\sqrt{4\sin^2\theta + \varphi'(t)^2}}$$

and thus

$$2\varphi'(t)\tan(t) = \frac{\varphi''(t)(\varphi'(t)^2 - 4 - \varphi'(t)^2)}{(4 + \varphi'(t)^2)} + \frac{2\cos\theta\varphi'(t)\varphi''(t)}{(4 + \varphi'(t)^2)\sqrt{4\sin^2\theta + \varphi'(t)^2}},$$

hence leading again to Equation (36).

Remark 6.3. Observe that, for the first term in the RHS of Equation (36),

$$\int \frac{2\varphi''(t)}{\varphi'(t)(4 + \varphi'(t)^2)} dt = \frac{1}{2} \log(\varphi'(t)) - \frac{1}{4} \log(\varphi'(t)^2 + 4) + \text{const.}$$

Hence if $\cos \theta = 0$, by straightforward algebra one obtains

$$\frac{\varphi'(t)^2}{\varphi'(t)^2 + 4} = e^{-4C} \cos^4(t),$$

for some constant C . In conclusion,

$$\varphi'(t)^2 = 4 \left(\frac{1}{1 - e^{-4C} \cos^4(t)} - 1 \right),$$

or equivalently

$$\varphi'(t) = 2 \frac{e^{-2C} \cos^2(t)}{\sqrt{1 - e^{-4C} \cos^4(t)}}. \quad (37)$$

Observe that, if $C > 0$, then $\varphi'(t)$ is defined for all $t \in [-\pi/2, \pi/2]$, and therefore we obtain minimal Lagrangian maps from \mathbb{H}^2 to \mathbb{H}^2 . Up to composing with a hyperbolic translation still of the form $\gamma_a(s, t) = (s + a, t)$, we can assume φ is a primitive of the RHS of Equation (37) such that $\varphi(-\pi/2) = 0$, so that the points in $\partial\mathbb{H}^2$ with coordinates $w = (s, -\pi/2)$ (namely, those points in the boundary on one side of the geodesic connecting 0 and ∞) are fixed. It is also easy to check that the map obtained by choosing the opposite sign in Equation (37) provides the inverse map. See Figure 8. However, in this paper we are interested in the solutions of Equation (36) which are *not* defined on the whole interval $[-\pi/2, \pi/2]$.

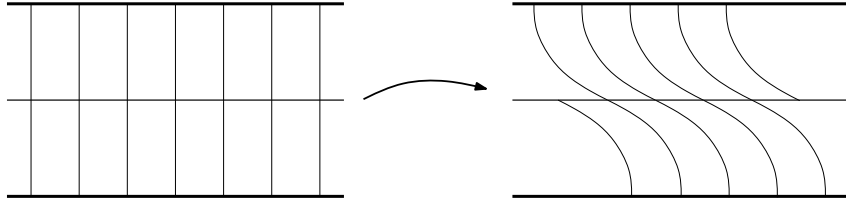


FIGURE 8. The dynamics of the map Φ when the constant C is positive, in the $w = s + it$ coordinate. This is a conformal model of \mathbb{H}^2 .

6.1. Landslides of the hyperbolic half-plane. Let us now study the ODE in Equation (36). Let us define

$$F : [0, +\infty) \rightarrow \mathbb{R} \quad F(r) = -2 \cos \theta \int_0^r \frac{du}{(4 + u^2) \sqrt{4 \sin^2 \theta + u^2}}.$$

Clearly $F(0) = 0$ and

$$|F(+\infty)| := \lim_{r \rightarrow +\infty} |F(r)| < +\infty.$$

By integrating both sides of Equation (36), one obtains

$$\frac{1}{2} \log(\varphi'(t)) - \frac{1}{4} \log(\varphi'(t)^2 + 4) + F(\varphi'(t)) = \log(\cos(t)) + C. \quad (38)$$

Observe that the the function

$$r \mapsto \frac{1}{2} \log r - \frac{1}{4} \log(r^2 + 4) + F(r),$$

which corresponds to the LHS of Equation (38) with $\varphi'(t) = r$, is an increasing function of r , since by construction its derivative is the expression

$$r \mapsto \frac{2}{4+r^2} \left(\frac{1}{r} - \frac{\cos \theta}{\sqrt{4\sin^2 \theta + r^2}} \right)$$

which is positive (even if $\cos \theta > 0$). (Compare Equation (36).) An equivalent form of Equation (38) is:

$$\frac{\varphi'(t)^{1/2}}{(\varphi'(t)^2 + 4)^{1/4}} e^{F(\varphi'(t))} = e^C \cos(t). \quad (39)$$

Let us put $C = F(+\infty)$. With this choice, the real function

$$G(r) = -\arccos \left(\frac{r^{1/2}}{(r^2 + 4)^{1/4}} e^{F(r)-C} \right)$$

is strictly increasing and sends $[0, +\infty)$ to $[-\pi/2, 0)$. Hence Equation (39) defines $\varphi'(t) = G^{-1}(t)$, and in particular

$$\lim_{t \rightarrow 0^-} \varphi'(t) = +\infty \quad \text{and} \quad \lim_{t \rightarrow -\pi/2} \varphi'(t) = 0. \quad (40)$$

We will need a more precise analysis of the behavior of $\varphi(t)$ close to 0.

Lemma 6.4. *Any solution φ of Equation (39), with $C = F(+\infty)$, satisfies*

$$\lim_{t \rightarrow 0^-} t\varphi'(t) = -\sqrt{2(1 - \cos \theta)}. \quad (41)$$

Therefore, $\lim_{t \rightarrow 0} \varphi(t) = +\infty$ and

$$\lim_{t \rightarrow 0^-} t e^{\varphi(t)/2} = 0. \quad (42)$$

Proof. Recalling that φ' is defined by $\varphi'(t) = G^{-1}(t)$, to prove (41) we need to show that

$$\lim_{t \rightarrow 0^-} tG^{-1}(t) = -\sqrt{2(1 - \cos \theta)}.$$

Being G^{-1} a diffeomorphism between $[-\pi/2, 0)$ and $[0, +\infty)$, observe that

$$\lim_{t \rightarrow 0^-} tG^{-1}(t) = \lim_{v \rightarrow +\infty} vG(v) = \lim_{u \rightarrow 0} \frac{G(1/u)}{u}.$$

A simple computation shows that

$$F(1/u) - C = 2 \cos \theta \int_{1/u}^{+\infty} \frac{dr}{(4+r^2)\sqrt{4\sin^2 \theta + r^2}} = 2 \cos \theta \int_0^u \frac{s ds}{(4s^2 + 1)\sqrt{4s^2 \sin^2 \theta + 1}}$$

so $F(1/u) - C = \cos \theta u^2 + o(u^2)$. Thus

$$\cos G(1/u) = \frac{e^{F(1/u)-C}}{(1+4u^2)^{1/4}} = (1-u^2+o(u^2))(1+\cos \theta u^2+o(u^2)) = 1 - (1 - \cos \theta)u^2 + o(u^2)$$

so

$$G^2(1/u)/2 = (1 - \cos \theta)u^2 + o(u^2)$$

and we conclude that $G(1/u) = -\sqrt{2(1 - \cos \theta)}u + o(u)$, which implies (41).

For (42), notice that $\sqrt{2(1 - \cos \theta)} < 1$, and choose a number $\alpha \in (\sqrt{2(1 - \cos \theta)}, 1)$. Now fixing $t_0 < 0$ so that $\varphi'(t) < \alpha/|t|$ for $t \in [t_0, 0)$ (this exists by (41)). So for $t > t_0$ we have

$$\varphi(t) - \varphi(t_0) = \int_{t_0}^t \varphi'(r) dr < \alpha \ln(t_0/t)$$

so

$$e^{\varphi(t)} \leq e^{\varphi(t_0)} \left(\frac{t_0}{t} \right)^\alpha = c|t|^{-\alpha},$$

and this proves (42). \square

The associated map

$$\Phi_\theta : \mathbb{H}_+^2 \rightarrow \mathbb{H}_+^2,$$

where $\mathbb{H}_+^2 = \{z \in \mathbb{H}^2 \mid \Re(z) > 0\} = \{t \leq 0\}$ is a half-plane in \mathbb{H}^2 , of the form

$$\Phi_\theta(s, t) = (s - \varphi(t), t),$$

is a θ -landslide of \mathbb{H}_+^2 . Here φ is a primitive of φ' chosen in such a way that $\varphi(-\pi/2) = 0$, so that $\Phi(s, -\pi/2) = (s, -\pi/2)$ for every $s \in \mathbb{R}$. Since from Lemma 6.4 we know $\varphi(t)$ diverges as $t \rightarrow 0$, the map does not extend to the geodesic boundary of \mathbb{H}_+^2 , which is the geodesic invariant for the 1-parameter hyperbolic group.

We additionally observe that Φ_θ maps the curve $q_{s_0} : (0, \pi/2) \rightarrow \mathbb{H}_+^2$, parameterized by

$$q_{s_0}(t) = \left(s_0 + \frac{1}{2}\varphi(t), t \right),$$

to the curve p_{s_0} with parameterization

$$p_{s_0}(t) = \left(s_0 - \frac{1}{2}\varphi(t), t \right),$$

which is the image of q_{s_0} by means of the reflection $(s, t) \mapsto (2s_0 - s, t)$. See Figure 9.

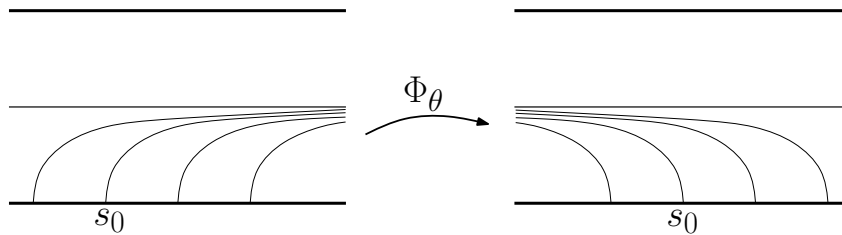


FIGURE 9. A sketch of the dynamics of the map Φ_θ , in the $w = s + it$ coordinate.

Let us remark that, since Φ_θ commutes with the 1-parameter hyperbolic group γ_a , then the images of the constant curvature embeddings $\sigma_{\Phi_\theta, R_\rho b_0}$ are invariant for the group of isometries of the form (γ_a, γ_a) , which preserve the plane \mathcal{R}_π . We want to prove that the image of $\sigma_{\Phi_\theta, R_\rho b_0}$ is the spacelike part of a past-convex K -surface S_K (with as usual $K = -1/\cos^2(\theta/2)$) whose boundary in ∂AdS^3 is the union of the boundary at infinity of an invariant half-plane in \mathcal{R}_π and a sawtooth, i.e. two null segments in ∂AdS^3 . Moreover, the lightlike part of S_θ is precisely the lightlike triangle bounded by the two null segments. This last condition will be the key property we will need to use S_K as a *barrier* in the next sections.

Defining $\sigma(t) = \sigma_{\Phi_\theta, R_\rho b_0}(q_{s_0}(t))$, by applying the definition, the isometry $\sigma(t)$ maps the point $p_{s_0}(t)$ to $q_{s_0}(t)$. From Equation (32), the distance of a point from the geodesic $\{t = 0\}$ only depends on the t -coordinate, and thus p_{s_0} and q_{s_0} have the same distance from the geodesic $\{t = 0\}$. Hence $\sigma(t)$ can be an elliptic isometry with fixed point on the geodesic $\{s = s_0\}$, a parabolic isometry fixing an endpoint of $\{s = s_0\}$, or a hyperbolic isometry whose axis is orthogonal to the geodesic $\{s = s_0\}$.

The goal of this part is to prove that for $t \rightarrow 0$ the family of isometries $\sigma_{\Phi_\theta, R_\rho b_0}(q_{s_0}(t))$ actually converges to $\mathcal{I}_{(s_0, 0)}$, that is, to the elliptic isometry of order two fixing the point of intersection of $\{s = s_0\}$ and $\{t = 0\}$. In this way we will get that the surface associated to Φ_θ contains the spacelike line in the totally geodesic plane \mathcal{R}_π invariant by (γ_a, γ_a) .

Lemma 6.5. *If in the $w = s + it$ coordinate we denote $p(t) = p_{s_0}(t) = (s_0 - (1/2)\varphi(t), t)$, $q(t) = q_{s_0}(t) = (s_0 + (1/2)\varphi(t), t)$ and $\sigma(t) = \sigma_{\Phi_\theta, R_\rho b_0}(q_{s_0}(t))$, then*

$$\begin{aligned} d(\sigma(t)) \left(\frac{\partial}{\partial s} \Big|_{p(t)} \right) &= \cos \xi(t) \left(\frac{\partial}{\partial s} \Big|_{q(t)} \right) + \sin \xi(t) \left(\frac{\partial}{\partial t} \Big|_{q(t)} \right) \\ d(\sigma(t)) \left(\frac{\partial}{\partial t} \Big|_{p(t)} \right) &= -\sin \xi(t) \left(\frac{\partial}{\partial s} \Big|_{q(t)} \right) + \cos \xi(t) \left(\frac{\partial}{\partial t} \Big|_{q(t)} \right). \end{aligned} \quad (43)$$

where ξ is a function of $t \in (-\pi/2, 0)$ with

$$\lim_{t \rightarrow 0} \varphi'(t) \sin \xi(t) = 2(1 - \cos \theta), \quad (44)$$

$$\lim_{t \rightarrow 0} \cos \xi(t) = -1. \quad (45)$$

In particular, $\xi(t) \rightarrow \pi \pmod{2\pi}$ as $t \rightarrow 0$

Proof. First observe that $\{\cos t \frac{\partial}{\partial s} \Big|_{p(t)}, \cos t \frac{\partial}{\partial t} \Big|_{p(t)}\}$ and $\{\cos t \frac{\partial}{\partial s} \Big|_{q(t)}, \cos t \frac{\partial}{\partial t} \Big|_{q(t)}\}$ are orthonormal basis respectively at $p(t)$ and $q(t)$, for the form (32) of the metric. Thus $d(\sigma(t))$ at $p(t)$ must have the form of Equation (43) for some angle $\xi(t)$.

Let us now compute $\xi(t)$. Observe that, with respect to the (∂_s, ∂_t) -frame,

$$(d\Phi_0)_{(s,t)} = \begin{pmatrix} 1 & -\varphi'(t) \\ 0 & 1 \end{pmatrix}.$$

Recall that,

$$b_{(s,t)} = R_\rho \circ (b_0)_{(s,t)} = \frac{1}{\sqrt{4 + \varphi'(t)^2}} \begin{pmatrix} \cos \rho(t) & -\sin \rho(t) \\ \sin \rho(t) & \cos \rho(t) \end{pmatrix} \begin{pmatrix} 2 & -\varphi'(t) \\ -\varphi'(t) & 2 + \varphi'(t)^2 \end{pmatrix},$$

and thus

$$d\sigma = -b \circ (d\Phi_0)^{-1} = -\frac{1}{\sqrt{4 + \varphi'(t)^2}} \begin{pmatrix} \cos \rho(t) & -\sin \rho(t) \\ \sin \rho(t) & \cos \rho(t) \end{pmatrix} \begin{pmatrix} 2 & \varphi'(t) \\ -\varphi'(t) & 2 \end{pmatrix}.$$

It follows that

$$\sin \xi(t) = -\frac{1}{\sqrt{4 + \varphi'(t)^2}} (2 \sin \rho(t) - \varphi'(t) \cos \rho(t))$$

By Equation (40), $\varphi'(t) \rightarrow +\infty$ as $t \rightarrow 0$, so $\text{tr}(b_0) = \sqrt{4 + \varphi'(t)^2}$ tends to infinity as well. By Equation (33),

$$\varphi'(t) \cos \rho(t) = \varphi'(t) \frac{2 \cos \theta}{\text{tr}(b_0)} \rightarrow 2 \cos \theta.$$

On the other hand, as $\rho = \arccos(2 \cos \theta / \text{tr}(b_0))$, $\sin \rho(t) \rightarrow 1$ as $t \rightarrow 0$. Therefore, as $t \rightarrow 0$:

$$\varphi'(t) \sin \xi(t) = -\frac{\varphi'(t)}{\sqrt{4 + \varphi'(t)^2}} (2 \sin \rho(t) - \varphi'(t) \cos \rho(t)) \rightarrow -2(1 - \cos \theta).$$

Finally an explicit computation shows that

$$\cos \xi(t) = -\frac{1}{\sqrt{4 + \varphi'(t)^2}} (2 \cos \rho(t) + \varphi'(t) \sin \rho(t)).$$

Hence $\lim \cos \xi(t) = -\lim \sin \rho(t) = -1$. \square

Proposition 6.6. *Denoting $p(t) = (s_0 - (1/2)\varphi(t), t)$, and $\sigma(t) = \sigma_{\Phi_\theta, R_\rho b_0}(q(t))$ (in the $w = s + it$ coordinate, as in Lemma 6.5), then as $t \rightarrow 0$ the family of isometries $\{\sigma(t)\}$ converges to \mathcal{I}_m , the elliptic rotation of angle π around the point $m = (s_0, 0)$.*

Proof. The isometry $\sigma(t)$ is defined by the properties that it sends $p(t)$ to $q(t)$ and its differential sends the vector $\frac{\partial}{\partial s}|_{p(t)}$ to a vector forming the positive angle $\xi(t)$ with $\frac{\partial}{\partial s}|_{q(t)}$, by Equation (43).

Recall that in the $z = x + iy$ coordinate of the upper half-plane model, $z = i \exp w = \exp(s + i(\pi/2 + t))$, so

$$p(t) = \exp(s_0 - \varphi(t)/2 + i(\pi/2 + t)) \quad q(t) = \exp(s_0 + \varphi(t)/2 + i(\pi/2 + t)).$$

The transformation $\delta(t) : z \mapsto e^{\varphi(t)}z$ sends $p(t)$ to $q(t)$ and $\frac{\partial}{\partial s}|_{p(t)}$ to $\frac{\partial}{\partial s}|_{q(t)}$. So $\sigma(t)$ is obtained as the rotation of angle $\xi(t)$ around $p(t)$ post-composed with $\delta(t)$.

An explicit computation shows that the rotation around a point $p = |p|e^{i\eta}$ of angle ξ is represented by the $\text{SL}(2, \mathbb{R})$ matrix

$$\begin{pmatrix} \frac{\sin(\eta+\xi/2)}{\sin \eta} & -\frac{\sin(\xi/2)|p|}{\sin \eta} \\ \frac{\sin(\xi/2)}{|p|\sin \eta} & \frac{\sin(\eta-\xi/2)}{\sin \eta} \end{pmatrix}.$$

(Notice that changing ξ by $\xi + 2\pi$ the matrix changes by sign.)

Applying this formula to $p(t)$, $\eta = \eta(t) = \pi/2 + t$ and $|p| = e^{s_0 - \varphi(t)/2}$ and multiplying the rotation matrix by $\delta(t) = \text{diag}(e^{\varphi(t)/2}, e^{-\varphi(t)/2})$ we get that

$$\begin{aligned} (\sigma(t))_{21} &= -e^{s_0} \frac{\sin(\xi(t)/2)}{\cos t} \\ (\sigma(t))_{12} &= e^{-s_0} \frac{\sin(\xi(t)/2)}{\cos t} \\ (\sigma(t))_{22} &= e^{-\varphi(t)/2} \frac{\sin(\pi/2 + t - \xi(t)/2)}{\cos t}. \end{aligned}$$

As $\xi(t) \rightarrow \pi \pmod{2\pi}$, we obtain $\lim(\sigma(t))_{21} = \pm e^{-s_0}$ and $\lim(\sigma(t))_{12} = \mp e^{s_0}$, whereas $(\sigma(t))_{22} \rightarrow 0$.

On the other hand, the first entry of $\sigma(t)$ is

$$(\sigma(t))_{11} = e^{\varphi(t)/2} \frac{\sin(\pi/2 + t + \xi(t)/2)}{\cos t} = e^{\varphi(t)/2} \frac{\cos(t + \xi(t)/2)}{\cos t}.$$

Now,

$$\begin{aligned} \cos(t + \xi(t)/2) &= \cos t \cos(\xi(t)/2) - \sin t \sin(\xi(t)/2) \\ &= \cos t \sqrt{\frac{\cos \xi(t) + 1}{2}} - \sin t \sin(\xi(t)/2) \\ &= \frac{\cos t \sin \xi(t)}{\sqrt{2(1 - \cos \xi(t))}} - \sin t \sin(\xi(t)/2). \end{aligned}$$

By Equations (44) and (41) it follows that the ratio

$$\frac{\cos(t + \xi(t)/2)}{t}$$

is bounded. Thus using Equation (42) we deduce that $\lim_{t \rightarrow 0} \sigma_{11}(t) = 0$.

In conclusion

$$\sigma(t) \rightarrow \begin{bmatrix} 0 & e^{-s_0} \\ -e^{s_0} & 0 \end{bmatrix} = \mathcal{I}_m,$$

which proves the claim. \square

Corollary 6.7. *The constant curvature embedding $\sigma_{\Phi_\theta, R_\rho b_0} : \mathbb{H}_+^2 \rightarrow \text{Isom}(\mathbb{H}^2)$ defined by*

- $(\sigma_{\Phi_\theta, R_\rho b_0}(z))(\Phi_\theta(z)) = z$;
- $(d\sigma_{\Phi_\theta, R_\rho b_0}(z))_z \circ (d\Phi_\theta)_z = -R_\rho b_0$;

with respect to the map Φ_θ and the bundle morphism $b = R_\rho b_0$ constructed above, has image a constant curvature surface in AdS^3 whose boundary coincides with the boundary of the half-plane \mathbb{H}_+^2 .

Proof. From Proposition 6.6, for every s_0 we found a family of points $p_{s_0}(t)$ whose images for the embedding $\sigma_{\Phi_\theta, R_\rho b_0}$ converges to $(s_0, 0)$. That is, all points on the geodesic boundary of \mathbb{H}_+^2 (identified to a half-plane of the totally geodesic plane \mathcal{R}_π) are in the frontier of $\sigma_{\Phi_\theta, R_\rho b_0}(\mathbb{H}_+^2)$.

To conclude the proof, it remains to show that, when $t \rightarrow -\pi/2$, $\sigma_{\Phi_\theta, R_\rho b_0}$ tends to the boundary at infinity of the half-plane \mathbb{H}_+^2 of \mathcal{R}_π . Denoting again by $\sigma(t)$ the image of the point $p_{s_0}(t)$ by the embedding $\sigma_{\Phi_\theta, R_\rho b_0}$, we claim that both sequences $\sigma(t)(m)$ and $\sigma(t)^{-1}(m)$, where m is the point ie^{s_0} , converge to e^{s_0} , which is in the boundary of the upper half-plane model. Since s_0 is chosen arbitrarily, and recalling the definition of Equation (8), this will conclude the proof.

Here the computation is similar, though much simpler. Indeed, recalling that $\varphi'(t) \rightarrow 0$ as $t \rightarrow -\pi/2$, we have that $\text{tr}(b_0) = \sqrt{4 + \varphi'(t)^2} \rightarrow 2$ as $t \rightarrow -\pi/2$. Therefore, from the choice of Equation (34), we get $\rho \rightarrow \theta$. Moreover, recall that we have chosen φ as the primitive of φ' such that $\varphi(-\pi/2) = 0$. Using the above, a straightforward computation shows that $\sigma(t)(ie^{s_0}) \rightarrow e^{s_0}$. Analogously, $\sigma(t)^{-1}(ie^{s_0}) \rightarrow e^{s_0}$. \square

7. EXISTENCE OF CONSTANT-CURVATURE SURFACES

The idea of the proof of the existence of K -surfaces with prescribed boundary is to obtain a K -surface by approximation from surfaces which are invariant by a cocompact action. In that case, the existence of constant curvature surfaces is guaranteed by the following theorem:

Theorem 7.1 ([BBZ11]). *Let $\phi : \partial\mathbb{H}^2 \rightarrow \partial\mathbb{H}^2$ be an orientation-preserving homeomorphism which is equivariant for a pair of Fuchsian surface group representation*

$$\rho_l, \rho_r : \pi_1(\Sigma_g) \rightarrow \text{Isom}(\mathbb{H}^2),$$

where Σ_g is a closed surface. Let Γ the curve in ∂AdS^3 which is the graph of ϕ . Then there exists a foliation of $\mathcal{D}_+(\Gamma)$ and $\mathcal{D}_-(\Gamma)$ by surfaces of constant curvature $K \in (-\infty, -1)$, which are invariant for the representations

$$(\rho_l, \rho_r) : \pi_1(\Sigma_g) \rightarrow \text{Isom}(\text{AdS}^3) \cong \text{Isom}(\mathbb{H}^2) \times \text{Isom}(\mathbb{H}^2).$$

The foliations are such that, if $|K_1| < |K_2|$, then the K_1 -surface is in the convex side of the K_2 -surface.

For this purpose, we will use three main technical tools. The first is the following lemma, which we prove in Subsection 7.1 below.

Lemma 7.2. *Given any weakly acausal curve Γ in ∂AdS^3 , there exists a sequence of curves Γ_n invariant for pairs of Fuchsian representations of the fundamental group of closed surfaces*

$$((\rho_l)_n, (\rho_r)_n) : \pi_1(\Sigma_{g_n}) \rightarrow \text{Isom}(\text{AdS}^3) \cong \text{Isom}(\mathbb{H}^2) \times \text{Isom}(\mathbb{H}^2)$$

such that Γ_n converges to Γ in the Hausdorff convergence.

The second is the following theorem of Schlenker on the smooth convergence of surfaces, specialized to the case of the ambient manifold $(M, g) = \text{AdS}^3$:

Theorem 7.3 ([Sch96]). *Let $\sigma_n : \mathbb{D} \rightarrow M$ be a sequence of uniformly elliptic spacelike immersions (i.e. with uniformly positive determinant of the shape operator) in a Lorentzian manifold (M, g) . Assume σ_n^*g converges C^∞ to a metric g_∞ . If $x_n \in \mathbb{D}$ is a sequence converging to a point x_∞ , such that the 1-jet $j^1\sigma_n(x_n)$ is converging, but σ_n does not converge C^∞ in a neighborhood of x_∞ , then there exists a maximal geodesic γ of (\mathbb{D}, g_∞) containing the point x_∞ such that σ_n , restricted to γ , converges to an isometry onto a geodesic γ' of M .*

Moreover, in the conditions of Theorem 7.3, the degeneration of the immersions σ_n is well-understood in [Sch96]: if σ_n does not converge C^∞ in a neighborhood of x_∞ , then the surfaces $\sigma_n(\mathbb{D})$ converge to a surface which contains all the (future-directed or past-directed) light rays starting from points on the geodesic γ' of M .

The third tool is the use of the barrier we constructed in Section 6, in particular Corollary 6.7.

7.1. Approximation of measured geodesic laminations. We recall here the definition of measured geodesic lamination on \mathbb{H}^2 . Let \mathcal{G} be the set of (unoriented) geodesics of \mathbb{H}^2 . The space \mathcal{G} is identified to $((\partial\mathbb{H}^2 \times \partial\mathbb{H}^2) \setminus \Delta) / \sim$ where Δ is the diagonal and the equivalence relation is defined by $(p, q) \sim (q, p)$. Note that \mathcal{G} has the topology of an open Möbius strip.

Definition 7.4. A geodesic lamination on \mathbb{H}^2 is a closed subset of \mathcal{G} such that its elements are pairwise disjoint geodesics of \mathbb{H}^2 . A measured geodesic lamination is a locally finite Borel measure on \mathcal{G} such that its support is a geodesic lamination.

For the approximation procedure, we will use the following Lemma 7.6 on the approximation of measured geodesic laminations, which is proved in [BS17b, Lemma 3.4]. We first need to recall some definitions.

Definition 7.5. A sequence $\{\mu_n\}_n$ of measured geodesic laminations converges in the weak* topology to a measured geodesic lamination, $\mu_n \rightharpoonup \mu$, if

$$\lim_{n \rightarrow \infty} \int_{\mathcal{G}} f d\mu_n = \int_{\mathcal{G}} f d\mu$$

for every $f \in C_0^0(\mathcal{G})$.

Lemma 7.6. *Given a measured geodesic lamination μ on \mathbb{H}^2 , there exists a sequence of measured geodesic laminations μ_n such that μ_n is invariant under a torsion-free cocompact Fuchsian group $G_n < \text{Isom}(\mathbb{H}^2)$ and $\mu_n \rightharpoonup \mu$.*

The second technical lemma ensures that the weak*-convergence of the bending laminations implies the convergence of the curves in the boundary of AdS^3 , which is basically the same as the uniform convergence of the corresponding left earthquake maps.

Lemma 7.7. *Let μ_n, μ be measured geodesic laminations on \mathbb{H}^2 such that $\mu_n \rightharpoonup \mu$ in the weak* topology. Assume μ_n and μ induce earthquakes of \mathbb{H}^2 and p_0 is a point of \mathbb{H}^2 which is not on any weighted leaf of μ . Then the homeomorphism ϕ_n of $\partial\mathbb{H}^2$ obtained by earthquake along μ_n , normalized in such a way that the stratum containing p_0 is fixed, converges uniformly to the homeomorphism ϕ obtained by earthquake along μ , normalized in the analogous way.*

Proof. Let $C_n = gr(\phi_n)$ be the 1-dimensional submanifold of $\partial\mathbb{H}^2 \times \partial\mathbb{H}^2$ which is the graph of $\phi_n : \partial\mathbb{H}^2 \rightarrow \partial\mathbb{H}^2$. Up to a subsequence, C_n converges to a subset C of $\partial\mathbb{H}^2 \times \partial\mathbb{H}^2$ in the Hausdorff convergence. As C_n are acausal curves, it turns out that C is a weakly acausal curve. Hence, in order to prove that $C = gr(\phi)$, it suffices to show that $gr(\phi) \subseteq C$. In fact we will prove that for every point $x \in \partial\mathbb{H}^2$ there exists a sequence x_k converging to x such that $(x_k, \phi(x_k)) \in C$.

Let $p \in \mathbb{H}^2$ which is not on any weighted leaf of μ . Denote by $F_n(p)$ the stratum of μ_n which contains p , and analogously $F(p)$ is the stratum of μ containing p . We claim that for any sequence $y_n \in \partial\mathbb{H}^2$ in the boundary of $F_n(p)$ and any y_0 in the boundary of $F(p)$, if $y_n \rightarrow y_0$, then $\phi_n(y_n) \rightarrow \phi(y_0)$. This follows by [EM06, Theorem 3.11.5], where in the language of cocycles, $E_{\mu_n}(p_0, p) \rightarrow E_\mu(p_0, p)$ in $\text{Isom}(\mathbb{H}^2)$, and therefore $\phi_n(y_n) = E_{\mu_n}(p_0, p)(y_n)$ converges to $\phi(y_0) = E_\mu(p_0, p)(y_0)$. In this case, one then has $(y_0, \phi(y_0)) \in C$.

Next, we claim that for every $x \in \partial\mathbb{H}^2$ there exists a sequence of points x_k such that $x_k \rightarrow x$ and $(x_k, \phi(x_k)) \in C$. This will conclude the proof, by the above observations. Let p_k be a sequence of points in \mathbb{H}^2 converging to x , such that every p_k is not on any weighted

leaf of μ . For every fixed k , consider the stratum $F_n(p_k)$ and let $y_n(p_k)$ be the point of $\partial\mathbb{H}^2$, in the boundary of $F_n(p_k)$, closest to x (in the round metric of $\partial\mathbb{H}^2 \sim S^1$, in the Poincaré disc model, for instance). If x itself is in the boundary of $F_n(p_k)$, then obviously $y_n(p_k) = x$.

Observe that the distance of $y_n(p_k)$ from x is bounded in terms of the distance of p_k from x (in the Euclidean metric on the disc model, for instance). Let $x_k = \lim_n y_n(p_k)$, up to a subsequence. By our first claim, $(x_k, \phi(x_k)) \in C$. Moreover, $d(y_n(p_k), x) \rightarrow 0$ as $k \rightarrow +\infty$ uniformly in n (as it is estimated by $d(p_k, x) \rightarrow 0$). Therefore also $d(x_k, x)$ tends to zero as $k \rightarrow +\infty$. This implies that every $x \in \partial\mathbb{H}^2$ is approximated by points x_k such that $(x_k, \phi(x_k)) \in C$. \square

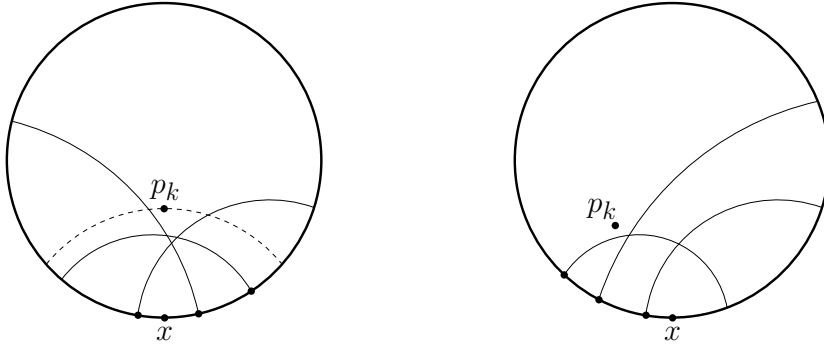


FIGURE 10. Possible positions of the points $y_n(p_k)$, as the position of p_k changes. The Euclidean distance $d(y_n(p_k), x)$ is uniformly bounded in terms of $d(p_k, x)$, and it goes to zero as $d(p_k, x) \rightarrow 0$.

One might consider the definition of measured geodesic lamination on a straight convex set of \mathbb{H}^2 , in the sense of [BB09], and prove more general statements of Lemma 7.6 and Lemma 7.7. However, to avoid technicalities, we will circumvent this issue by approximating in two steps.

Proof of Lemma 7.2. Let Γ be a weakly acausal curve in $\partial\mathbb{A}dS^3$. It is possible to find a sequence ϕ_n of orientation-preserving homeomorphisms of $\partial\mathbb{H}^2$ such that the graphs $\Gamma_n = gr(\phi_n)$ converge to Γ in the Hausdorff convergence. Moreover, by Lemma 7.6 for every n there exists a sequence $\Gamma_{n,k}$ of graphs invariant for some pairs $((\rho_l)_{n,k}, (\rho_r)_{n,k})$ of torsion-free cocompact Fuchsian representations. By Lemma 7.7, the $\Gamma_{n,k}$ converge to Γ_n in the Hausdorff convergence. By a standard diagonal argument, one finds a sequence $\Gamma_{n,k(n)}$ which converges to Γ . \square

7.2. Proof of the existence part. The purpose of this section is to prove the existence part of K -surfaces of Theorem 8.7.

A 1-step curve is the boundary of a totally geodesic lightlike plane, while a 2-step curve is the union of four null segments in $\partial\mathbb{A}dS^3$. Those are the two cases in which the convex hull of the curve Γ coincides with the domain of dependence $\mathcal{D}(\Gamma)$. See Figure 11.

Theorem 7.8. *Given any weakly acausal curve Γ in $\partial\mathbb{A}dS^3$ which is not a 1-step or a 2-step curve, for every $K \in (-\infty, -1)$ there exist two convex surfaces S_K^+, S_K^- in $\mathbb{A}dS^3$ with $\partial S_K^\pm = \Gamma$, such that:*

- *The lightlike part of S_K^\pm is $\overline{\mathcal{D}_\pm(\Gamma)} \cap \mathcal{C}(\Gamma)$, that is, the union of all lightlike triangles bounded by past-directed (resp. future-directed) sawteeth of Γ ;*
- *The spacelike part of S_K^\pm is a smooth K -surface.*

Remark 7.9. The first property of the surface S_K^\pm in Theorem 7.8 means that its lightlike part is the smallest possible, under the condition that the boundary is the curve Γ . In

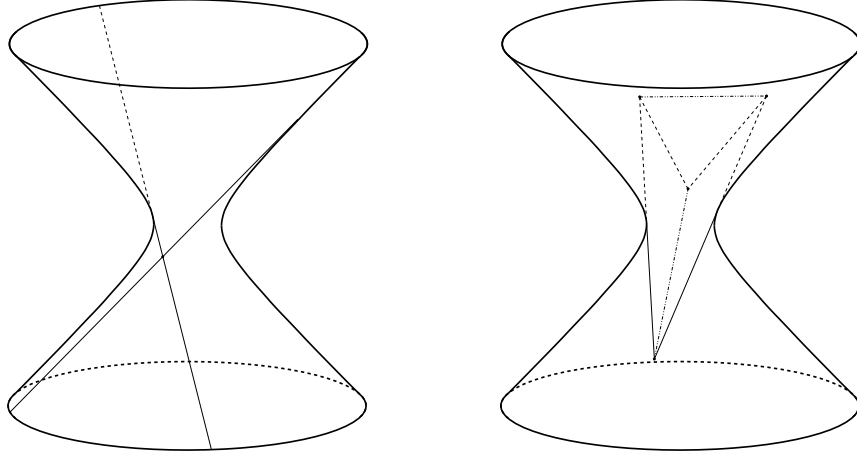


FIGURE 11. A 1-step curve (left) bounds a lightlike plane. On the right, a 2-step curve, which is the boundary of the surface obtained as the union of two lightlike half-planes which intersect along a spacelike geodesic.

particular, if it is possible to construct a past-convex spacelike surface with boundary Γ , then the lightlike part of S_K^+ is empty and therefore S_K^+ is a smooth spacelike K -surface with boundary Γ . The same holds for future-convex surfaces. In general, the boundary of the spacelike part of S_K^\pm coincides with the boundary of the spacelike part of $\mathcal{C}_\pm(\Gamma)$.

Proof of Theorem 7.8. For definiteness, we will provide the argument for the past-convex surface S_K^+ contained in $\mathcal{D}_+(\Gamma)$, the other argument being completely analogous. Let Γ_n be a sequence of curves in ∂AdS^3 invariant for a pair of torsion-free cocompact Fuchsian representations $((\rho_l)_n, (\rho_r)_n)$, converging to Γ , as in Lemma 7.2. Fix $K < -1$. By Theorem 7.1, there exists a past-convex K -surface $(S_K)_n$ in $\mathcal{D}_+(\Gamma_n)$, with $\partial(S_K)_n = \Gamma_n$.

Step 1: There exists a C^0 -limit of the surfaces $(S_K)_n$. Introducing the model of AdS^3 given by (see [BS10]):

$$\left(\mathbb{D}^2 \times S^1, \frac{4|dz|^2 - (1 + |z|^2)dt^2}{(1 - |z|^2)^2} \right), \quad (46)$$

we see that, since $(S_K)_n$ is spacelike, $\overline{(S_K)_n}$ is the graph of a 4-Lipschitz function from $\overline{\mathbb{D}^2}$ to S^1 , with respect to the Euclidean metric of the disc. By an application of the Ascoli-Arzelà Theorem, there exists a subsequence (which we still denote by $(S_K)_n$) whose closure converges uniformly to the closure of a locally convex nowhere timelike surface $(S_K)_\infty$. As a consequence $\partial(S_K)_\infty = \Gamma$.

It remains to show the two properties in the statement.

Step 2: The lightlike part of the limit $(S_K)_\infty$ is the union of all maximal lightlike triangles bounded by past-directed sawteeth. We already know that, for any past-directed sawtooth contained in Γ , the surface $(S_K)_\infty$ contains entirely the totally geodesic lightlike triangle corresponding to the sawtooth. We will need to show the other inclusion. Namely, we will show that any point in the complement of the past-directed lightlike triangles is not in the lightlike part of $(S_K)_\infty$. (Observe that the existence of a point x in the lightlike part of $(S_K)_\infty$ lying in the complement of the lightlike triangles implies that Γ is not the boundary of a lightlike plane or the boundary of two lightlike half-planes intersecting in a spacelike geodesic. See Figure 11.)

For this purpose, suppose by contradiction that $x \in (S_K)_\infty$ is a point in the complement of such lightlike triangles, but still in the lightlike part of $(S_K)_\infty$. This implies that $(S_K)_\infty$ has a lightlike support plane P which contains x . Let us show that the dual point y of P is necessarily on the curve Γ . Indeed, let ℓ be the past-directed light-ray joining x to y (which

is contained in P). On the one hand, by convexity of $(S_K)_\infty$, ℓ does not intersect the open convex region bounded by $(S_K)_\infty$ (in an affine chart containing Γ). On the other hand, as ℓ is the limit of timelike rays through x , which are contained in this open convex region, it turns out that ℓ is in $(S_K)_\infty$. Hence the endpoint y of ℓ is in the curve at infinity Γ .

Now, we can find a curve Γ' , as in Example 3.5 (compare also Figure 12), with the following properties:

- Γ' is composed of a past-directed sawtooth contained inside the plane P and of the boundary of a totally geodesic spacelike half-plane;
- Γ' does not intersect Γ transversely;
- In an affine chart which entirely contains $\mathcal{D}(\Gamma)$, the totally geodesic spacelike plane which contains a portion of Γ' disconnects x from Γ .

Indeed, if $P \cap \Gamma$ is composed of a single point y , one can insert a small enough past-directed sawtooth with vertex in y , such that the corresponding lightlike triangle is contained inside P but does not contain x . Moreover Γ' can be arranged to intersect Γ only at y . The situation is similar if $P \cap \Gamma$ contains a light-like segment, but not a past-directed sawtooth. Similarly, if $P \cap \Gamma$ contains a past-directed sawtooth, it suffices to choose a slightly larger sawtooth, in such a way that $\Gamma \cap \Gamma'$ coincides with the sawtooth $P \cap \Gamma$. See Figure 12. Of course this is possible provided Γ is not the boundary of a totally geodesic lightlike plane.

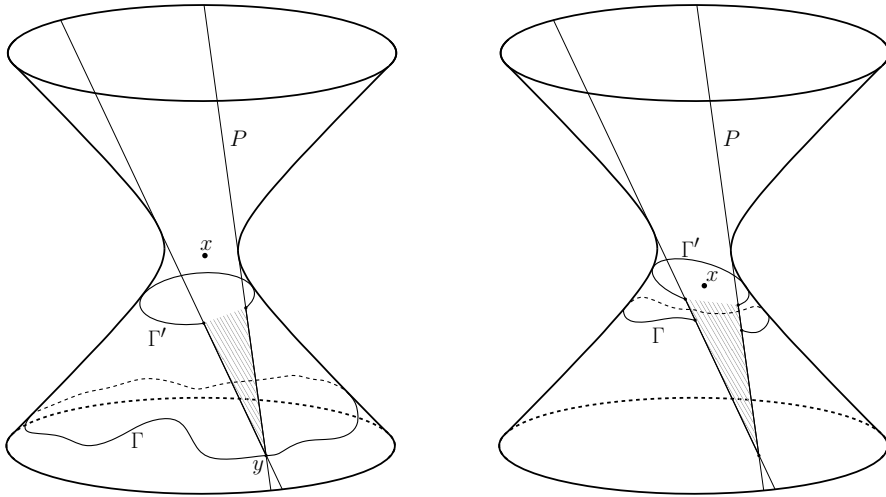


FIGURE 12. The construction of the curve Γ' , when Γ is the graph of an orientation-preserving homeomorphism (left) and when Γ contains a past-directed sawtooth (right).

Let us consider the surface S'_K , which was constructed in Corollary 6.7, with the following properties:

- The lightlike part of S'_K is the maximal lightlike triangle with boundary in Γ' ,
- The spacelike part of S'_K is a smooth K -surface.

To conclude Step 2, it suffices to show that S'_K and $(S_K)_\infty$ do not intersect transversely. In fact, from Corollary 6.7 the surface S'_K intersects P exactly in the maximal lightlike triangle with boundary in Γ' . But by construction x is not in such maximal lightlike triangle. Hence if we show that S'_K and $(S_K)_\infty$ do not intersect transversely, it follows that $(S_K)_\infty$ cannot intersect P at x , thus giving a contradiction.

To show the claim, observe that since Γ_n converges to Γ as $n \rightarrow \infty$, one can choose a sequence of isometries $\chi_n \in \text{Isom}(\text{AdS}^3)$ such that:

- $\chi_n(\Gamma_n)$ is disjoint from Γ' ;

- $\chi_n \rightarrow \text{id}$ as $n \rightarrow \infty$.

We claim that the surfaces S'_K and $\chi_n(S_K)_n$ do not intersect transversely. Since their boundaries Γ' and $\chi_n(\Gamma_n)$ are disjoint, and S'_K contains a lightlike triangle, the intersection must be contained in a compact region of the spacelike part of S'_K . Observe that S'_K lies outside of the convex hull of $\chi_n(\Gamma_n)$. By Theorem 7.1, there is a function

$$\kappa : \mathcal{D}_+(\chi_n(\Gamma_n)) \rightarrow (-\infty, -1)$$

such that the level sets $\{\kappa = K\}$ are K -surfaces. Observe that $\kappa \rightarrow -\infty$ as $x \rightarrow \partial\mathcal{D}(\Gamma)$. Let K_0 be the maximum of κ on $S'_K \cap \mathcal{D}_+(\chi_n(\Gamma_n))$. Then the K_0 -surface $\chi_n(S_{K_0})_n$ is tangent to the spacelike part of S'_K at an interior point and $\chi_n(S_{K_0})_n$ is contained in the convex side of S'_K . By an application of the maximum principle at the intersection point, $K_0 < K$. But again by Theorem 7.1, $\chi_n(S_K)_n$ is in the convex side of $\chi_n(S_{K_0})_n$ and so S'_K cannot intersect $\chi_n(S_K)_n$.

Since $\chi_n(S_K)_n$ converges uniformly on compact sets to $(S_K)_\infty$, this shows that S'_K and $(S_K)_\infty$ do not intersect transversely. This concludes Step 2. In fact, we have proved that for any point $x \in (S_K)_\infty$ which is in the complement of the lightlike triangles corresponding to sawteeth of Γ , x does not lie in the boundary of the domain of dependence $\mathcal{D}(\Gamma)$. Therefore, the lightlike part of $(S_K)_\infty$ coincides precisely with the union of all maximal past-directed lightlike triangles.

In particular, the spacelike part of $(S_K)_\infty$ is nonempty unless Γ is a 1-step or a 2-step curve.

Step 3: The spacelike part of $(S_K)_\infty$ is a smooth K -surface. Let x be any point of $(S_K)_\infty$, in the complement of the union of all maximal lightlike triangles, and let $x_n \in (S_K)_n$ such that $x_n \rightarrow x$. Regarding $(S_K)_n$ as the graph of a Lipschitz function in the conformal model of (46), we argue that there is a cylindrical neighborhood U of x such that the restriction of the projection $\pi : \text{AdS}^3 \rightarrow \mathbb{D}^2$ is uniformly bi-Lipschitz on $U \cap (S_K)_n$. We deduce that there exists ϵ such that the metric ball $B_{(S_K)_n}(x, \epsilon)$ is compact in $(S_K)_n$, contained in U , and thus its projection is uniformly bounded in \mathbb{D}^2 . Recall that the induced metric on $(S_K)_n$ has constant curvature K , and thus, up to rescaling the metric by a factor $|K|$, it is isometric to a subset of \mathbb{H}^2 . Let $o \in \mathbb{H}^2$ and let

$$\sigma_n =: B_{\mathbb{H}^2}(o, \epsilon) \rightarrow S_n$$

be an isometric embedding (after rescaling the metric by $|K|$) with $\sigma_n(o) = x_n$. Composing with the projection π , it then turns out that $\pi \circ \sigma_n$ are uniformly bounded and uniformly bi-Lipschitz. Hence the maps σ_n converge C^0 up to a subsequence. The limit map σ_∞ has image $B_{(S_K)_\infty}(x, \epsilon)$.

Observe that the 1-jet of σ_n at 0 is bounded. Indeed, if the 1-jet were not bounded, there would be a subsequence n_k such that the tangent planes $T_{x_{n_k}} S_{n_k}$ converge to a lightlike plane, which is a support plane for $(S_K)_\infty$ at x . Hence x is a point in the boundary of the domain of dependence $\mathcal{D}(\Gamma)$, contradicting the previous claim.

We can thus extract a subsequence in such a way that $j^1\sigma_n(0)$ converges. Since σ_n are isometric embeddings of $B_{\mathbb{H}^2}(o, \epsilon)$, (up to rescaling by the constant factor $|K|$), the pull-back $\sigma_n^*(g_{\text{AdS}^3})$ of the Anti-de Sitter metric is constant, and we are in the right assumptions to apply Theorem 7.3. It follows that σ_n converges C^∞ in a neighborhood of 0. Indeed, if this were not the case, by Theorem 7.3 the surfaces $(S_K)_n$ would converge to the union of two half-planes of lightlike type in AdS^3 , intersecting along a spacelike geodesic, and this possibility is ruled out again by the fact that x is in the spacelike part of $(S_K)_\infty$. This concludes the proof that σ_n converges C^∞ , and therefore the spacelike part of $(S_K)_\infty$ is smooth and has curvature K at every point x . \square

8. FOLIATIONS OF THE COMPLEMENT OF THE CONVEX HULL

The purpose of this section is to prove that the K -surfaces obtained in Theorem 7.8 provide foliations of $\mathcal{D}_+(\Gamma)$ and $\mathcal{D}_-(\Gamma)$, as $K \in (-\infty, -1)$. We first compute the curvature of a spacelike surface in AdS^3 , expressed as a graph over the horizontal plane in an affine chart for the projective model of Subsection 2.1.

Proposition 8.1. *Let V be an open subset of a smooth spacelike surface in AdS^3 . Suppose that, in an affine chart of the projective model for which AdS^3 is the interior of the standard one-sheeted hyperboloid, V is expressed as the graph of a function $u : \mathbb{R}^2 \rightarrow \mathbb{R}$, namely:*

$$V = \{(x, y, t) : (x, y) \in \Omega, t = u(x, y)\},$$

where $\Omega \subset \mathbb{R}^2$ is some domain. Then u satisfies the equation:

$$\det D^2 u = \frac{(1 - |Du|^2 + ((x, y) \cdot Du - u)^2)}{(1 + u^2 - x^2 - y^2)^2} \det B, \quad (47)$$

where B is the shape operator of S .

Proof. Recall that in the projective description of AdS^3 of Subsection 2.1, the double cover $\text{SL}(2, \mathbb{R})$ of $\text{PSL}(2, \mathbb{R})$ is identified to the subset of \mathbb{R}^4 where the quadratic form $x_1^2 + x_2^2 - x_3^2 - x_4^2$ takes the value -1 . Hence we will denote by $\mathbb{R}^{2,2}$ the ambient \mathbb{R}^4 with the standard bilinear form of signature $(2, 2)$, and we will suppose that the affine chart is given by $x_4 \neq 0$. We use the affine coordinates:

$$[x_1 : x_2 : x_3 : x_4] \longrightarrow (x, y, t) = \left(\frac{x_1}{x_4}, \frac{x_2}{x_4}, \frac{x_3}{x_4} \right),$$

so that the horizontal hyperplane H_0 corresponds to $x_3 = 0$.

Denote by H the hyperplane defined by $x_4 = 1$, and by H^- the region of H where the quadratic form is negative, that is the image of AdS^3 in the affine chart. We denote by $\xi : H^- \rightarrow \text{SL}(2, \mathbb{R})$ the radial map $\xi(x_1, x_2, x_3, 1) = f(x_1, x_2, x_3) \cdot (x_1, x_2, x_3, 1)$ where $f(x_1, x_2, x_3) = (1 + x_3^2 - x_1^2 - x_2^2)^{-1/2}$. The local parameterization of S in the affine chart is of the form

$$\bar{\sigma}(x, y) = (x, y, u(x, y), 1),$$

while the parameterization of the lifting of the surface in $\text{SL}(2, \mathbb{R})$ is $\sigma = \xi \circ \bar{\sigma} = f(\bar{\sigma}) \cdot \bar{\sigma}$. We want to compute the determinant of the shape operator B of σ . If I e II denote the first and second fundamental form matrices of σ in the $\{\partial_x, \partial_y\}$ frame, it turns out that

$$\det B = (\det II) / (\det I).$$

First let us compute $\det I$. If \boxtimes denotes the vector product on $\text{SL}(2, \mathbb{R})$, then $\sigma_x \boxtimes \sigma_y$ is a tangent vector at σ normal to immersion. In particular it is timelike and by standard facts

$$\det I = -\langle \sigma_x \boxtimes \sigma_y, \sigma_x \boxtimes \sigma_y \rangle.$$

Considering $\text{SL}(2, \mathbb{R})$ as a submanifold of $\mathbb{R}^{2,2}$ we can orient $\mathbb{R}^{2,2}$ so that the positive normal vector at $\eta \in \text{SL}(2, \mathbb{R})$ is $N(\eta) = \eta$. Now it is immediate to check that the following formula holds for any $v, w \in T_\eta \text{SL}(2, \mathbb{R})$

$$v \boxtimes w = *(\eta \wedge v \wedge w),$$

where $*$: $\Lambda^3(\mathbb{R}^4) \rightarrow \mathbb{R}^4$ is the Hodge-operator on $\mathbb{R}^{2,2}$. So a direct computation shows that

$$\sigma_x \boxtimes \sigma_y = *(f\bar{\sigma} \wedge d\xi(\bar{\sigma}_x) \wedge d\xi(\bar{\sigma}_y)) = f^3 *(\bar{\sigma} \wedge \bar{\sigma}_x \wedge \bar{\sigma}_y)$$

Now $\bar{\sigma} = \bar{\sigma}_0 + e_4$, where e_4 is the positive normal of the hyperplane H , and

$$\bar{\sigma}_0(x, y) = (x, y, u(x, y), 0).$$

Denoting with \boxtimes also the vector product on H (that is intrinsically a copy of Minkowski space),

$$*(e_4 \wedge \bar{\sigma}_x \wedge \bar{\sigma}_y) = (\bar{\sigma}_x \boxtimes \bar{\sigma}_y) = \nu,$$

where it turns out that $\nu = (u_x, u_y, 1, 0)$. Writing $\bar{\sigma}_0 = \bar{\sigma} - e_4$, one obtains:

$$*(\bar{\sigma}_0 \wedge \bar{\sigma}_x \wedge \bar{\sigma}_y) = \langle \sigma_0, \nu \rangle e_4 = \langle \sigma, \nu \rangle e_4.$$

We thus conclude that

$$\sigma_x \boxtimes \sigma_y = f^3(\nu + \langle \bar{\sigma}, \nu \rangle e_4) \quad (48)$$

and thus $\det I = f^6 g$ where $g(x, y) = \langle \bar{\sigma}, \nu \rangle^2 - \langle \nu, \nu \rangle = 1 - |Du|^2 + ((x, y) \cdot Du - u)^2$.

To compute \mathbb{I} , notice that the normal vector of the immersion σ is

$$N = \frac{\sigma_x \boxtimes \sigma_y}{\sqrt{\det I}} \in T_\sigma \text{SL}(2, \mathbb{R}).$$

Now $\mathbb{I}_{11} = \langle N, \sigma_{xx} \rangle$. Observe that $\sigma_{xx} = f_{xx}\bar{\sigma} + 2f_x\bar{\sigma}_x + f\bar{\sigma}_{xx}$. Using that $\sigma_x = f_x\bar{\sigma} + f\bar{\sigma}_x$ and that N is orthogonal to σ_x and to $\bar{\sigma}$, we get

$$\mathbb{I}_{11} = f \langle N, \bar{\sigma}_{xx} \rangle = \frac{f}{\sqrt{\det I}} \langle \sigma_x \boxtimes \sigma_y, \bar{\sigma}_{xx} \rangle = \frac{f^4}{\sqrt{\det I}} \langle \bar{\sigma}_x \boxtimes \bar{\sigma}_y, \bar{\sigma}_{xx} \rangle,$$

where in the last equality we have used Equation (48) and the fact that $\langle e_4, \bar{\sigma}_{xx} \rangle = 0$, since $\bar{\sigma}_{xx} = (0, 0, u_{xx}, 0)$. Hence, observing that $\langle \nu, \bar{\sigma}_{xx} \rangle = -u_{xx}$, one finally has:

$$\mathbb{I}_{11} = -\frac{f^4}{\sqrt{\det I}} u_{xx}$$

With analogous computations we get

$$\mathbb{I} = -\frac{f^4}{\sqrt{\det I}} D^2 u,$$

and therefore $\det \mathbb{I} = \frac{f^8}{\det I} \det D^2 u$. This concludes the proof that

$$\det B = \frac{f^8}{(\det I)^2} \det D^2 u = f^{-4} g^{-2} \det D^2 u.$$

which corresponds to Equation (47). \square

Remark 8.2. From the proof of Proposition 8.1, the factor $(1 - |Du|^2 + ((x, y) \cdot Du - u)^2)$ does not vanish as long as S is a spacelike surface, whereas the factor $(1 + u^2 - x^2 - y^2)$ vanishes precisely when $(x, y, u(x, y))$ is in ∂AdS^3 .

We will now introduce a notion of *locally pleated* surface. Recall that the definition of locally convex nowhere timelike surface was given in Definition 3.3.

Definition 8.3. A locally convex nowhere timelike surface S in AdS^3 is *locally pleated* if for every $\gamma \in S$ there exists a neighborhood U of γ in AdS^3 such that $S \cap U$ is contained in the boundary of the convex hull of $S \cap \partial U$.

The condition that S is a locally pleated surface can be expressed by saying that no point of S is a vertex (or extremal point) in the sense of convex geometry ([Roc70]). Using this characterization, we prove the following lemma.

Lemma 8.4. *Let S be a locally pleated surface in AdS^3 , with $\partial S = \Gamma$ a weakly acausal curve in ∂AdS^3 . Then S is a pleated surface, that is, S coincides with a boundary component of the convex hull of Γ .*

Proof. Let K be the convex hull of S . By convexity, S lies in ∂K . By Krein-Milman Theorem ([KM40]), K is the convex hull of extreme points of $S \cup \partial S$. As S contains no extreme points from the above definition, we conclude that K is the convex hull of ∂S . \square

Recall that, given a convex function $u : \Omega \subset \mathbb{R}^2 \rightarrow \mathbb{R}$, the *Monge-Ampère measure* MA_u of u is defined in such a way that, if $\omega \subseteq \Omega$ is a Borel subset, then $MA_u(\omega)$ is the Lebesgue measure of the union of the subdifferentials of u over points in ω . In particular, if u is C^2 , then

$$MA_u(\omega) = \int_{\omega} (\det D^2 u) d\mathcal{L}.$$

We will use the following property of Monge-Ampère measures:

Lemma 8.5 ([TW08, Lemma 2.2]). *Given a sequence of convex functions u_n which converges uniformly on compact sets to u , the Monge-Ampère measure MA_{u_n} converges weakly to MA_u .*

Moreover, the following is a characterization of functions with vanishing Monge-Ampère measure:

Theorem 8.6 ([Gut01, Theorem 1.5.2]). *Given a convex function $u : \Omega \subset \mathbb{R}^2 \rightarrow \mathbb{R}$, $u \in C^0(\overline{\Omega})$, where Ω is a convex bounded domain, if $MA_u \equiv 0$, then u is the convex envelope of $u|_{\partial\Omega}$.*

We are now ready to prove that the K -surfaces with prescribed boundary a weakly space-like curve $\Gamma \subset \partial\text{AdS}^3$, whose existence was proved in Theorem 7.8, provide a foliation of $\mathcal{D}_+(\Gamma)$ and $\mathcal{D}_-(\Gamma)$.

Theorem 8.7. *Given any weakly acausal curve Γ in ∂AdS^3 which is not a 1-step or a 2-step curve, $\mathcal{D}_+(\Gamma)$ and $\mathcal{D}_-(\Gamma)$ are foliated by K -surfaces S_K^\pm , as $K \in (-\infty, -1)$, in such a way that if $K_1 < K_2$, then $S_{K_2}^\pm$ is in the convex side of $S_{K_1}^\pm$.*

Proof. For definiteness, we give the proof for the region $\mathcal{D}_+(\Gamma)$, as the other case is completely analogous.

As in the proof of Theorem 7.8, let Γ_n be a sequence of curves in ∂AdS^3 invariant for a pair $((\rho_l)_n, (\rho_r)_n)$ of torsion-free cocompact Fuchsian representations of $\pi_1(\Sigma_{g_n}) \rightarrow \text{Isom}(\mathbb{H}^2) \times \text{Isom}(\mathbb{H}^2)$. Recall that in Theorem 7.8 we showed that for every $K \in (-\infty, -1)$ there exists a subsequence on which the K -surfaces $(S_K)_n$ invariant for $((\rho_l)_n, (\rho_r)_n)$ converge to a convex nowhere timelike surface $(S_K)_\infty$ with $\partial(S_K)_\infty = \Gamma$, whose lightlike part is the union of all maximal past-directed lightlike triangles bounded by Γ , and whose spacelike part is a smooth K -surface.

By choosing a numeration of $\mathbb{Q} \cap (-\infty, -1)$, by a classical diagonal argument we can extract a subsequence n_k such that for every $q \in \mathbb{Q}$, as $k \rightarrow \infty$, $(S_q)_{n_k}$ converges uniformly on compact sets to a convex surface, whose spacelike part is a smooth q -surface, which we denote (with a slight abuse of notation) by S_q . Let us denote again by $(S_q)_n$ the converging subsequence, omitting the subindex k . We will prove that the family of surfaces $\{S_q\}$ extend to a foliation of $\mathcal{D}_+(\Gamma)$ by K -surfaces.

Step 1: The spacelike parts of the surfaces S_q are pairwise disjoint. Indeed, for every $q_1 < q_2$, the surface $(S_{q_2})_n$ lies in the convex side of $(S_{q_1})_n$. Therefore the same holds for S_{q_2} and S_{q_1} , and in particular they do not intersect transversely. Moreover, it is not possible that S_{q_2} and S_{q_1} are tangent at one point in the spacelike part, since the determinant of the shape operator of S_{q_2} is strictly smaller than the determinant of the shape operator of S_{q_1} . Therefore if they were tangent, S_{q_2} could not be in the convex side of S_{q_1} , since this would contradict the maximum principle.

Step 2: For every irrational $K < -1$ the sequences $\{S_{q'} : q' > K\}$ and $\{S_{q''} : q'' < K\}$ both converge to the same surface. Let us denote

$$(S_K)' = \lim_{q' > K} S_{q'} \quad \text{and} \quad (S_K)'' = \lim_{q'' < K} S_{q''},$$

where the limit clearly exists as the sequences are monotone. Moreover, since every $S_{q'}$ is in the convex side of every $S_{q''}$, the limit $(S_K)'$ is in the convex side of $(S_K)''$, and in

particular they do not intersect transversely. Suppose by contradiction that there exists an open set U which is contained in the region between $(S_K)'$ and $(S_K)''$. Now, since the surfaces $(S_K)_n$ foliate $\mathcal{D}_+(\Gamma_n)$ by Theorem 7.1, for large n there is a surface $(S_{q_n})_n$ in the approximating sequence, for $q_n \in \mathbb{Q} \cap (-\infty, -1)$, which intersects U . By the uniform convergence on compact sets, for n larger than some n_0 , $q_n < q'$ for every $q' > K$. But for the same argument, for some possibly larger n_0 , if $n \geq n_0$ then $q_n > q''$ for every $q'' < K$. This gives a contradiction.

Step 3: The spacelike part of the limit $S_K := (S_K)' = (S_K)''$ is a smooth K -surface. By the usual application of Theorem 7.3, for every $\gamma \in S_K$, pick a sequence $\gamma_{q'} \in S_{q'}$ converging to γ and pick the homothetic embeddings

$$\sigma_{q'} : B_{\mathbb{H}^2}(o, \epsilon) \rightarrow S_{q'}.$$

As in the proof of Theorem 7.8, the $\sigma_{q'}$ converge C^∞ and therefore S_K is a smooth K -surface.

So far we have proved that $\{S_K : K \in (-\infty, -1)\}$ is a foliation by smooth K -surfaces of a subset of $\mathcal{D}_+(\Gamma)$. We finally need to prove that $\bigcup\{S_K : K \in (-\infty, -1)\}$ coincides with $\mathcal{D}_+(\Gamma)$.

Step 4: The surfaces S_K approach the spacelike part of $\partial_+\mathcal{C}(\Gamma)$ as $K \rightarrow -1$. As S_K is a monotone sequence in K , consider the C^0 -limit

$$S_{-1} := \lim_{K \rightarrow -1} S_K.$$

We claim that S_{-1} is locally pleated. As the lightlike part of S_{-1} is the union of lightlike triangles corresponding to sawteeth of Γ , we only have to prove the claim for the spacelike part of S_{-1} . Let $\gamma \in S_{-1}$ and let us choose an affine chart so that a support plane of S_{-1} at γ is the horizontal plane as in Proposition 8.1.

Hence, in a neighborhood of γ , the surfaces S_K are the graph of a convex function $u_K : \Omega_K \rightarrow [0, +\infty)$. Using Remark 8.2, as $K \rightarrow -1$ then $(1 + u_K(x, y)^2 - x^2 - y^2)$ remains bounded for every $(x, y) \in \Omega_{-1}$ (since the point $(x, y, u_{-1}(x, y))$ is not in the boundary of AdS^3). Also $(1 - |Du_K(x, y)|^2 + ((x, y) \cdot Du_K(x, y) - u_K(x, y))^2)$ remains bounded for $(x, y) \in \Omega_{-1}$, as otherwise the limiting surface would have a lightlike support plane over (x, y) , and this is not possible for the usual argument, as γ is in the spacelike part of S_{-1} . Hence, applying Lemma 8.5 to Equation (47), we get that u_{-1} satisfies $\det D^2 u_{-1} \equiv 0$ on Ω_{-1} . Since γ was arbitrary, by Theorem 8.6, S_{-1} is locally pleated. By Lemma 8.4, S_{-1} coincides with $\partial_+\mathcal{C}(\Gamma)$ as claimed.

Step 5: The surfaces S_K approach the boundary $\partial_+\mathcal{D}(\Gamma)$ as $K \rightarrow -\infty$. As before, we can take the limit

$$S_{-\infty} = \lim_{K \rightarrow -\infty} S_K.$$

Suppose that $S_{-\infty}$ does not coincide with the boundary of $\mathcal{D}(\Gamma)$. Since $\partial_-\mathcal{C}(\Gamma)$ is the dual surface to $\partial_+\mathcal{D}(\Gamma)$, the dual surfaces $(S_K)^*$ would converge to $(S_{-\infty})^*$. But the shape operator of $(S_K)^*$ is identified to the inverse of the shape operator of S_K , and thus the $(S_K)^*$ are again surfaces of constant Gaussian curvature $K^* = -K/(K+1)$. In particular K^* tends to -1 as $K \rightarrow -\infty$. Thus applying the same argument as in Step 4, one gets a contradiction. \square

9. UNIQUENESS AND BOUNDEDNESS OF PRINCIPAL CURVATURES

In this section we consider the problem of the uniqueness of the K -surfaces with fixed boundary curve Γ (which we will be able to prove under the assumption that Γ is the graph of a quasisymmetric homeomorphism) and the boundedness of principal curvatures. The two problems are tackled with similar techniques, and the key tool is the following compactness theorem for quasisymmetric homeomorphisms:

Lemma 9.1 ([BZ06]). *Let $\phi_n : \partial\mathbb{H}^2 \rightarrow \partial\mathbb{H}^2$ be a family of orientation-preserving quasimetric homeomorphisms of $\partial\mathbb{H}^2$. Suppose there exists a constant M such that, for every symmetric quadruple Q (i.e. such that the cross-ratio of Q is $cr(Q) = -1$) and for every n ,*

$$|\log |cr\phi_n(Q)|| \leq M. \quad (49)$$

Then there exists a subsequence ϕ_{n_k} for which one of the following holds:

- *The homeomorphisms ϕ_{n_k} converge uniformly to a quasimetric homeomorphism $\phi : \partial\mathbb{H}^2 \rightarrow \partial\mathbb{H}^2$;*
- *The homeomorphisms ϕ_{n_k} converge uniformly on the complement of any open neighborhood of a point of $\partial\mathbb{H}^2$ to a constant map $c : \partial\mathbb{H}^2 \rightarrow \partial\mathbb{H}^2$.*

We start with a remark, which shows us that the condition that $\Gamma = gr(\phi)$, with ϕ quasimetric, is not restrictive for the study of surfaces with bounded principal curvatures. That is, if S is a surface with bounded principal curvatures and $\partial S = \Gamma$, then Γ is necessarily the graph of a quasimetric homeomorphism.

Remark 9.2. Suppose S is a convex spacelike surface in AdS^3 with $\partial S = \Gamma$, such that the principal curvatures of S are bounded. We claim that the associated map Φ is a bi-Lipschitz diffeomorphism of \mathbb{H}^2 . In particular Φ is quasiconformal and Γ is the graph of the quasimetric extension of Φ .

By the same argument as in the proof of [BB09, Proposition 6.21], the bound on the second fundamental form implies that S is geodesically complete. Let us show that the projections π_l, π_r are bi-Lipschitz. Using the completeness of S , this implies that they are coverings, hence diffeomorphisms. Therefore Φ is a bi-Lipschitz diffeomorphism of \mathbb{H}^2 .

The minimal and maximal stretch of π_l (resp. π_r) are the eigenvalues of $E + JB$ (resp. $E - JB$). Since B is bounded, the maximal stretch is bounded from above by some constant M . To obtain the bound from below, it suffices to notice that $\det(E \pm JB) = 1 + \det B > 1$. Hence the minimal stretch is bounded from below by $1/M$. This proves that π_l and π_r are bi-Lipschitz.

Another basic observation is the fact that the condition $\Gamma = gr(\phi)$, ϕ being quasimetric, is equivalent to the condition that the measured geodesic lamination on the upper (or on the lower) boundary of the convex hull of Γ is bounded. Indeed, the latter condition is equivalent to saying that the Thurston norm of the left (or right) earthquake lamination is bounded, which is known to be equivalent to quasimetricity of ϕ , as proved independently in [GHL02] and [Šar06] (see also [Thu86, Šar08]). Boundedness of the measured geodesic lamination can be seen as a condition of boundedness of curvatures for the non-smooth surface $\partial_{\pm}\mathcal{C}(\Gamma)$.

Theorem 1.4 gives a similar statement for K -surfaces, that is, a K -surface S with $\partial S = \Gamma$ has bounded principal curvatures if and only if ϕ is quasimetric - and moreover it is unique. The proof of Theorem 1.4 is split in two propositions, which are proved with similar techniques. Proposition 9.3 first proves the uniqueness part of Theorem 1.4, while Proposition 9.4 proves boundedness of principal curvatures.

Proposition 9.3. *Given any quasimetric homeomorphism $\phi : \partial\mathbb{H}^2 \rightarrow \partial\mathbb{H}^2$, for every $K \in (-\infty, -1)$ there exists a unique (spacelike, smooth) future-convex K -surface S_K^- and a unique past-convex K -surface S_K^+ with $\partial S_K^{\pm} = gr(\phi)$.*

Proof. Let us give the proof for past-convex surfaces, for definiteness. Let $\Gamma = gr(\phi)$. We have already proved the existence of a foliation by K -surfaces S_K^+ of $\mathcal{D}_+(\Gamma)$. Hence we have a function $\kappa : \mathcal{D}_+(\Gamma) \rightarrow (-\infty, -1)$, such that $\kappa(\gamma) = \kappa_0$ if $\gamma \in S_{\kappa_0}^+$. Let S be another K -surface, for fixed K . We must show that S coincides with $S_K^+ = \kappa^{-1}(K)$.

Let

$$\kappa_{\max} = \sup_{\gamma \in S} \kappa(\gamma) \quad \text{and} \quad \kappa_{\min} = \inf_{\gamma \in S} \kappa(\gamma).$$

Let us show that $\kappa_{\max} \leq K$. Then by an analogous argument, we will have $\kappa_{\min} \geq K$, and thus $\kappa_{\max} = \kappa_{\min} = K$.

Suppose the supremum κ_{\max} is achieved at some point γ_{\max} , such that $\kappa_{\max} = \kappa(\gamma_{\max})$. First, it follows that $\kappa_{\max} > -\infty$, for otherwise S would touch the boundary of the domain of dependence. Then in this case, S and $S_{\kappa_{\max}}$ are tangent at γ , and $S_{\kappa_{\max}}$ is on the convex side of S . Hence by a standard application of the maximum principle, the determinant of the shape operator of $S_{\kappa_{\max}}$ at γ is larger than the determinant of the shape operator of S (which equals $-1 - K$). Therefore $K \geq \kappa_{\max}$.

On the other hand, suppose that $\kappa_{\max} = \lim_n \kappa(\gamma_n)$, where $\gamma_n \in S$ is a diverging sequence. Let $\chi_n \in \text{Isom}(\mathbb{H}^2)$ such that $\chi_n(\gamma_n) = \mathcal{I}_x$ (for $x \in \mathbb{H}^2$ a fixed point) and $\chi_n(P_{\gamma_n}S) = \mathcal{R}_\pi$, where $P_{\gamma_n}S$ is the totally geodesic plane tangent to S at γ_n . Observe that, if $\Gamma = gr(\phi)$ is the curve in ∂AdS^3 of S , then $\chi_n(\Gamma) = gr(\phi_n)$, where ϕ_n is obtained by pre-composing and post-composing ϕ with isometries of \mathbb{H}^2 . Hence the condition of Equation (49) in Lemma 9.1 is satisfied.

We claim that there can be no subsequence ϕ_{n_k} which converges to a constant map. In terms of Anti-de Sitter geometry, this means that the curve $\chi_{n_k}(\Gamma)$ would converge (in the Hausdorff convergence) to the boundary of a totally geodesic lightlike plane P . Let $\xi \in \partial\text{AdS}^3$ be the point which determines the lightlike plane, namely the self-intersection point of ∂P (see Figure 11, left). Since $P_{\gamma_n}S$ is a support plane for S , $\partial P_{\gamma_n}S$ does not intersect Γ for every n . By applying χ_n , this means that $\partial\mathcal{R}_\pi$ does not intersect $\chi_n(\Gamma)$, and thus ξ must necessarily be in $\partial\mathcal{R}_\pi$. See Figure 13. But in this case, $(\mathcal{I}_x)^*$ does not contain ξ , so $(\mathcal{I}_x)^*$ meets $\chi_n(\Gamma)$ for n large, which contradicts the fact that \mathcal{I}_x is in the domain of dependence of $\chi_n(\Gamma)$ for every n .

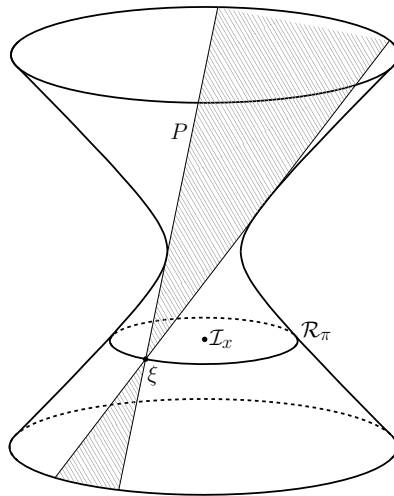


FIGURE 13. The position of the lightlike plane P of the claim in the proof of Proposition 9.3.

Therefore, by Lemma 9.1, there exists a subsequence ϕ_{n_k} which converges to a quasymmetric homeomorphism ϕ_∞ of $\partial\mathbb{H}^2$. Let $\Gamma_\infty = gr(\phi_\infty)$. By the same argument as the proofs of Theorem 7.8 and Theorem 8.7, there exists a foliation of $\mathcal{D}_+(\Gamma_\infty)$ by K -surfaces which are obtained as limits (up to taking subsequences) of the surfaces $\chi_n(S_K^\pm)$. Moreover, taking a further subsequence, we can suppose $\chi_n(S)$ converges to a smooth K -surface S_∞ contained in $\mathcal{D}_+(\Gamma_\infty)$ (as in the proof of Theorem 7.8). Now we are again in the situation of the beginning of the proof, where $\kappa_{\max} = \sup_{\gamma \in S_\infty} \kappa_\infty(\gamma)$, and this supremum is achieved at \mathcal{I}_x . Thus applying again the above argument, the proof is concluded. \square

We will now apply a similar argument to show that, under the assumption that Γ is the graph of a quasisymmetric homeomorphism, the principal curvatures of the K -surfaces S_K with $\partial S_K = \Gamma$ are uniformly bounded.

Proposition 9.4. *Let S be a K -surface, for $K \in (-\infty, -1)$, with $\partial S = gr(\phi)$, where $\phi : \partial\mathbb{H}^2 \rightarrow \partial\mathbb{H}^2$ is a quasisymmetric homeomorphism. Then the principal curvatures of S are bounded.*

Proof. By contradiction, assume that there exists a sequence of points $\gamma_n \in S$ where one principal curvature $\lambda_1(\gamma_n)$ tends to infinity (and thus the other tends to zero). As in the proof of Proposition 9.3, let $\chi_n \in \text{Isom}(\mathbb{H}^2)$ such that $\chi_n(\gamma_n) = \mathcal{I}_x$ and $\chi_n(T_{\gamma_n}S) = \mathcal{R}_\pi$. By the same argument, the curves $\chi_n(\Gamma)$ converge to the graph of a quasisymmetric homeomorphism $\Gamma_\infty = gr(\phi_\infty)$, and as in Theorem 7.8, the surfaces $\chi_n(S)$ converge to a smooth K -surface S_∞ with $\partial S_\infty = \Gamma_\infty$. But then for the C^∞ convergence, the principal curvatures $\lambda_1(\gamma_n)$, which are equal to the largest principal curvature of $\chi_n(S)$ at $\chi_n(\gamma_n) = \mathcal{I}_x$, converge to the largest principal curvature of S_∞ at \mathcal{I}_x . Thus they cannot go to infinity and this gives a contradiction. \square

We remark that the key points in the proofs of Proposition 9.3 and Proposition 9.4 are the use of the compactness result for quasisymmetric homeomorphisms (Lemma 9.1), and on the other hand, the convergence result of Theorem 7.3, which essentially can be fruitfully applied (as for Theorem 7.8) provided the curve Γ is not a 1-step or a 2-step curve.

Proposition 9.3 and Proposition 9.4 together give the statement of Theorem 1.4.

Recall that the map $\Phi : \pi_r \circ (\pi_l)^{-1}$ associated to a past-convex K -surface S is a θ -landslide, for $K = -1/\cos^2(\theta/2)$, and that if $\partial S = gr(\phi)$ then Φ extends to ϕ on $\partial\mathbb{H}^2$. Then we conclude by a corollary about the extensions by θ -landslides of quasisymmetric homeomorphisms.

Corollary 9.5. *Given any quasisymmetric homeomorphism $\phi : \partial\mathbb{H}^2 \rightarrow \partial\mathbb{H}^2$ and any $\theta \in (0, \pi)$, there exist a unique θ -landslides $\Phi_\theta : \mathbb{H}^2 \rightarrow \mathbb{H}^2$ which extend ϕ . Moreover, Φ_θ is quasiconformal.*

In fact, Theorem 7.8 and Proposition 9.3 prove existence and uniqueness of a past-convex K -surface for every $K \in (-\infty, -1)$. Therefore the associated map is a θ -landslide. On the other hand, given any θ -landslide Φ_θ , by the procedure described in Section 5, in particular Corollary 5.11, Φ_θ must necessarily come from one of the two K -surfaces with boundary $gr(\phi)$.

REFERENCES

- [AAW00] Reiko Aiyama, Kazuo Akutagawa, and Tom Y. H. Wan. Minimal maps between the hyperbolic discs and generalized Gauss maps of maximal surfaces in the anti-de Sitter 3-space. *Tohoku Math. J. (2)*, 52(3):415–429, 2000.
- [ABB⁺07] Lars Andersson, Thierry Barbot, Riccardo Benedetti, Francesco Bonsante, William M. Goldman, François Labourie, Kevin P. Scannell, and Jean-Marc Schlenker. Notes on: “Lorentz spacetimes of constant curvature” [Geom. Dedicata **126** (2007), 3–45; mr2328921] by G. Mess. *Geom. Dedicata*, 126:47–70, 2007.
- [Bar08a] Thierry Barbot. Causal properties of AdS-isometry groups. I. Causal actions and limit sets. *Adv. Theor. Math. Phys.*, 12(1):1–66, 2008.
- [Bar08b] Thierry Barbot. Causal properties of AdS-isometry groups. II. BTZ multi-black-holes. *Adv. Theor. Math. Phys.*, 12(6):1209–1257, 2008.
- [Bar16] Thierry Barbot. Lorentzian Kleinian Groups. *To appear in Handbook of Group Actions (ed. L. Ji, A. Papadopoulos and S.-T. Yau)*, 2016.
- [BB09] Riccardo Benedetti and Francesco Bonsante. Canonical Wick rotations in 3-dimensional gravity. *Mem. Amer. Math. Soc.*, 198(926):viii+164, 2009.
- [BBD⁺12] Thierry Barbot, Francesco Bonsante, Jeffrey Danciger, William M. Goldman, François Guéritaud, Fanny Kassel, Kirill Krasnov, Jean-Marc Schlenker, and Abdelghani Zeghib. Some open questions on anti-de sitter geometry. *ArXiv:1205.6103*, 2012.

- [BBS11] Thierry Barbot, Francesco Bonsante, and Jean-Marc Schlenker. Collisions of particles in locally AdS spacetimes I. Local description and global examples. *Comm. Math. Phys.*, 308(1):147–200, 2011.
- [BBZ07] Thierry Barbot, François Béguin, and Abdelghani Zeghib. Constant mean curvature foliations of globally hyperbolic spacetimes locally modelled on AdS_3 . *Geom. Dedicata*, 126:71–129, 2007.
- [BBZ11] Thierry Barbot, François Béguin, and Abdelghani Zeghib. Prescribing Gauss curvature of surfaces in 3-dimensional spacetimes: application to the Minkowski problem in the Minkowski space. *Ann. Inst. Fourier (Grenoble)*, 61(2):511–591, 2011.
- [BKS11] Francesco Bonsante, Kirill Krasnov, and Jean-Marc Schlenker. Multi-black holes and earthquakes on Riemann surfaces with boundaries. *Int. Math. Res. Not. IMRN*, (3):487–552, 2011.
- [BMS13] Francesco Bonsante, Gabriele Mondello, and Jean-Marc Schlenker. A cyclic extension of the earthquake flow I. *Geom. Topol.*, 17(1):157–234, 2013.
- [BS10] Francesco Bonsante and Jean-Marc Schlenker. Maximal surfaces and the universal Teichmüller space. *Invent. Math.*, 182(2):279–333, 2010.
- [BS12] Francesco Bonsante and Jean-Marc Schlenker. Fixed points of compositions of earthquakes. *Duke Math. J.*, 161(6):1011–1054, 2012.
- [BS17a] Francesco Bonsante and Andrea Seppi. Equivariant maps into Anti-de Sitter space and the symplectic geometry of $\mathbb{H}^2 \times \mathbb{H}^2$. *Trans. Amer. Math. Soc.*, 2017. DOI 10.1090/tran/7417.
- [BS17b] Francesco Bonsante and Andrea Seppi. Spacelike convex surfaces with prescribed curvature in $(2+1)$ -Minkowski space. *Adv. in Math.*, 304:434–493, 2017.
- [BST17] Francesco Bonsante, Andrea Seppi, and Andrea Tamburelli. On the volume of anti-de Sitter maximal globally hyperbolic three-manifolds. *Geom. Funct. Anal.*, 27(5):1106–1160, 2017.
- [BZ06] Ara Basmajian and Mahmoud Zeinalian. Möbius transformations of the circle form a maximal convergence group. In *The geometry of Riemann surfaces and abelian varieties*, volume 397 of *Contemp. Math.*, pages 1–6. Amer. Math. Soc., Providence, RI, 2006.
- [DGK16] Jeffrey Danciger, François Guéritaud, and Fanny Kassel. Geometry and topology of complete Lorentz spacetimes of constant curvature. *Ann. Sci. Éc. Norm. Supér. (4)*, 49(1):1–56, 2016.
- [EM06] D. B. A. Epstein and A. Marden. Convex hulls in hyperbolic space, a theorem of Sullivan, and measured pleated surfaces [mr0903852]. In *Fundamentals of hyperbolic geometry: selected expositions*, volume 328 of *London Math. Soc. Lecture Note Ser.*, pages 117–266. Cambridge Univ. Press, Cambridge, 2006.
- [GHL02] F. P. Gardiner, J. Hu, and N. Lakic. Earthquake curves. In *Complex manifolds and hyperbolic geometry (Guanajuato, 2001)*, volume 311 of *Contemp. Math.*, pages 141–195. Amer. Math. Soc., Providence, RI, 2002.
- [GK17] François Guéritaud and Fanny Kassel. Maximally stretched laminations on geometrically finite hyperbolic manifolds. *Geom. Topol.*, 21(2):693–840, 2017.
- [Gué15] François Guéritaud. On Lorentz spacetimes of constant curvature. In *Geometry, groups and dynamics*, volume 639 of *Contemp. Math.*, pages 253–269. Amer. Math. Soc., Providence, RI, 2015.
- [Gut01] Cristian E. Gutiérrez. *The Monge-Ampère equation*. Progress in Nonlinear Differential Equations and their Applications, 44. Birkhäuser Boston, Inc., Boston, MA, 2001.
- [Hub06] John Hamal Hubbard. *Teichmüller theory and applications to geometry, topology, and dynamics. Vol. 1*. Matrix Editions, Ithaca, NY, 2006.
- [Kas09] Fanny Kassel. *Quotients compacts d’espaces homogènes réels ou p-adiques*. PhD thesis, Université Paris-Sud 11, 2009.
- [KM40] M. Krein and D. Milman. On extreme points of regular convex sets. *Studia Math.*, 9:133–138, 1940.
- [KS07] Kirill Krasnov and Jean-Marc Schlenker. Minimal surfaces and particles in 3-manifolds. *Geom. Dedicata*, 126:187–254, 2007.
- [Lab92] François Labourie. Surfaces convexes dans l’espace hyperbolique et $\mathbb{C}P^1$ -structures. *J. London Math. Soc. (2)*, 45(3):549–565, 1992.
- [Mes07] Geoffrey Mess. Lorentz spacetimes of constant curvature. *Geom. Dedicata*, 126:3–45, 2007.
- [Mil76] John Milnor. Curvatures of left invariant metrics on Lie groups. *Advances in Math.*, 21(3):293–329, 1976.
- [Roc70] R. Tyrrell Rockafellar. *Convex analysis*. Princeton Mathematical Series, No. 28. Princeton University Press, Princeton, N.J., 1970.
- [RS94] Harold Rosenberg and Joel Spruck. On the existence of convex hypersurfaces of constant Gauss curvature in hyperbolic space. *J. Differential Geom.*, 40(2):379–409, 1994.
- [Šar06] Dragomir Šarić. Real and complex earthquakes. *Transactions of the American Mathematical Society*, 358(1):233–249 (electronic), 2006.
- [Šar08] Dragomir Šarić. Bounded earthquakes. *Proceedings of the American Mathematical Society*, 136(3):889–897 (electronic), 2008.

- [Sch96] Jean-Marc Schlenker. Surfaces convexes dans des espaces lorentziens à courbure constante. *Comm. Anal. Geom.*, 4(1-2):285–331, 1996.
- [Sep16] Andrea Seppi. Minimal discs in hyperbolic space bounded by a quasicircle at infinity. *Comment. Math. Helv.*, 91(4):807–839, 2016.
- [Sep17a] Andrea Seppi. The flux homomorphism on closed hyperbolic surfaces and Anti-de Sitter three-dimensional geometry. *Complex Manifolds*, 4:183–199, 2017.
- [Sep17b] Andrea Seppi. Maximal surfaces in Anti-de Sitter space, width of convex hulls and quasiconformal extensions of quasisymmetric homeomorphisms. *To appear in Journal of the European Mathematical Society*, 2017.
- [Thu86] William P. Thurston. Earthquakes in two-dimensional hyperbolic geometry. In *Low-dimensional topology and Kleinian groups (Coventry/Durham, 1984)*, volume 112 of *London Math. Soc. Lecture Note Ser.*, pages 91–112. Cambridge Univ. Press, Cambridge, 1986.
- [Tou16] Jérémy Toulisse. Maximal surfaces in anti-de Sitter 3-manifolds with particles. *Ann. Inst. Fourier (Grenoble)*, 66(4):1409–1449, 2016.
- [TW08] N. Trudinger and X.-J. Wang. The Monge-Ampère equation and its geometric applications. In *Handbook of geometric analysis*, volume 7 of *Adv. Lect. Math. (ALM)*, pages 467–524. Int. Press, Somerville, MA, 2008.

FRANCESCO BONSANTE: DIPARTIMENTO DI MATEMATICA “FELICE CASORATI”, UNIVERSITÀ DEGLI STUDI DI PAVIA, VIA FERRATA 1, 27100, PAVIA, ITALY.

E-mail address: `bonfra07@unipv.it`

ANDREA SEPPI: UNIVERSITY OF LUXEMBOURG, MATHEMATICS RESEARCH UNIT, MAISON DU NOMBRE, 6 AVENUE DE LA FONTE, ESCH-SUR-ALZETTE L-4364 LUXEMBOURG.

E-mail address: `andrea.seppi@uni.lu`