



HAL
open science

Trade-off between spectral efficiency increase and PAPR reduction when using FTN signaling: Impact of non linearities

Jean-Alain Lucciardi, Nathalie Thomas, Marie-Laure Boucheret, Charly Poulliat, Gilles Mesnager

► To cite this version:

Jean-Alain Lucciardi, Nathalie Thomas, Marie-Laure Boucheret, Charly Poulliat, Gilles Mesnager. Trade-off between spectral efficiency increase and PAPR reduction when using FTN signaling: Impact of non linearities. IEEE International Conference on Communications (ICC 2016), May 2016, Kuala Lumpur, Malaysia. pp. 1-7. hal-01461699

HAL Id: hal-01461699

<https://hal.science/hal-01461699>

Submitted on 8 Feb 2017

HAL is a multi-disciplinary open access archive for the deposit and dissemination of scientific research documents, whether they are published or not. The documents may come from teaching and research institutions in France or abroad, or from public or private research centers.

L'archive ouverte pluridisciplinaire **HAL**, est destinée au dépôt et à la diffusion de documents scientifiques de niveau recherche, publiés ou non, émanant des établissements d'enseignement et de recherche français ou étrangers, des laboratoires publics ou privés.



Open Archive TOULOUSE Archive Ouverte (OATAO)

OATAO is an open access repository that collects the work of Toulouse researchers and makes it freely available over the web where possible.

This is an author-deposited version published in : <http://oatao.univ-toulouse.fr/>
Eprints ID : 17194

The contribution was presented at ICC 2016 /
<http://icc2016.ieee-icc.org/>

To cite this version : Lucciardi, Jean-Alain and Thomas, Nathalie and Boucheret, Marie-Laure and Poulliat, Charly and Mesnager, Gilles *Trade-off between spectral efficiency increase and PAPR reduction when using FTN signaling: Impact of non linearities*. (2016) In: IEEE International Conference on Communications (ICC 2016), 23 May 2016 - 27 May 2016 (Kuala Lumpur, Malaysia).

Any correspondence concerning this service should be sent to the repository administrator: staff-oatao@listes-diff.inp-toulouse.fr

Trade-Off Between Spectral Efficiency Increase And PAPR Reduction When Using FTN Signaling: Impact Of Non Linearities

Jean-Alain Lucciardi*, Nathalie Thomas[†], Marie-Laure Boucheret[†], Charly Poulliat[†] and Gilles Mesnager*

* Embedded Systems, IRT Saint-Exupery, Toulouse, France

Email: forename.name@irt-saintexupery.com

[†]University of Toulouse, INPT-ENSEEIH/IRIT, Toulouse, France

Email: forename.name@enseeih.fr

Abstract—Faster-than-Nyquist (FTN) signaling appears as an attractive method to improve spectral efficiency at the price of an increased complexity at the receiver. The receiver generally implements a turbo-equalization/detection scheme to benefit from all the promises of the FTN signaling. However, this is not the only limitation we have to deal with. Indeed, compressing in the time domain impact the emitted signal and it usually results in an increase of the envelope fluctuations. This leads to an inherent multi-objectives trade-off between performance, targeted spectral efficiency and limited Peak to Average Power Ratio (PAPR). The last aspect is crucial when considering a satellite communication link due to non-linear amplification effects that can occur on-board the satellite. Usually, FTN studies focus on spectral efficiency increase for a fixed modulation order, trying to trade-off between performance and PAPR properties. In this paper, we show that, for a given asymptotic spectral efficiency, we can compress low order modulations to increase the spectral efficiency of these schemes while controlling the PAPR increase to achieve a better PAPR than the non compressed scheme with a higher modulation order. Thus, for the same asymptotic spectral efficiency, we can achieve 1 dB gain in terms of PAPR and 2 dB gain in Bit Error Rate (BER) performances for a coded 8-PSK FTN system compared to a coded 16-APSK. For the same BER performances, the asymptotic spectral efficiency gain obtained in linear context is over 20 %, higher when non-linearities are taken into account.

I. INTRODUCTION

FTN signaling consists of a symbol compression in time domain to increase the spectral efficiency. In that case, the Nyquist criterion is not satisfied anymore, leading to inherent inter symbol interference (ISI) in the emitted signal. Using FTN signaling implies an increased complexity at the receiver that has to deal with the introduced ISI. This is usually achieved using equalization and decoding or improved sub-optimal scheme based on turbo-equalization. First investigated by Mazo for binary case and cardinal sine shaping pulses [1], the introduced ISI decreases the minimum euclidean distance when compression is over 25%, and thus it degrades the bit error rate. This compression threshold is often referred to as the *Mazo limit*. This limit also exists for Root Raised Cosine (RRC) shaping filters and scales with the excess bandwidth [2]. In this latter scheme, the emitter remains unchanged and

the RRC shaping filter offers a constant user bandwidth with a higher symbol rate, increasing the spectral efficiency.

When the compression is beyond this theoretical limit, Maximum Likelihood (ML) receivers such as Forney's [11] and Ungerboeck's [9] are used to enable sequence detection over the resulting ISI channel. An iterative symbol detection is necessary to obtain an interesting performance gain [3], hardly increasing the computation at the receiver. With the advents of reduced complexity turbo-equalization techniques [4], FTN has appeared as an attractive waveform candidate to improve spectral efficiency in both single-carrier and multi-carrier contexts over the last decade.

In this paper we study the interest of such waveforms for satellite communications when on-board non linearities are taken into account. By using FTN, for a given asymptotic spectral efficiency, we show that we can send the information with a lower modulation order while reducing the signal's envelope fluctuations. We then obtain gains in terms of both BER performances and PAPR, resulting in more robust yet efficient waveforms in the non linear context.

The paper is organized as follows. Section II reviews the end-to-end FTN signaling system we are considering in this paper. Both emitter and considered receivers are described. Section III introduces on-board satellite non-linear amplification and shows the FTN signaling's robustness against this phenomenon. Section IV gives a Bit Error Rate performances comparison of both FTN signaling and DVB-S2X signaling. Finally, finally in Section V, conclusions are given and some perspectives are drawn.

II. FASTER-THAN-NYQUIT SYSTEM AND NOTATIONS

A. Faster-than-Nyquist baseband signaling

At the transmitter, a binary message vector $\mathbf{u} \in \mathbb{F}_2^K$ is first encoded into a codeword $\mathbf{c} \in \mathbb{F}_2^N$, where \mathbb{F}_2 is the binary field, using an error correcting code of coding rate $R = K/N$. Convolutional coding (7,15) is applied. Each codeword \mathbf{c} is then interleaved and mapped into N_S M -ary complex symbols $a[k]$, $k = 1 \cdots N_S$ and finally pulse-shaped using FTN signaling. Gray mapping is considered for M -PSK (M -ary Phase Shift Keying) modulations while quasi-Gray is adopted

for M -APSK (Amplitude-Phase Shift Keying) modulations. The FTN signaling consists in sending the coded complex symbols $a[k]$ at an increased symbol rate $R_s = \frac{1}{T_s} = \frac{1}{\alpha T}$ symbols per second while using a T -orthogonal pulse shaping filter $h(t)$. In this paper, we consider RRC pulse shaping filters. The emitted FTN signal is given by

$$x(t) = \sum_k a[k]h(t - k\alpha T_s) \quad (1)$$

where $a[k]$ denotes the set of emitted complex symbols. T_s is the symbol period and α is the compression factor, $\alpha \in [0, 1]$. Note that $\alpha = 1$ corresponds to the classical Nyquist signaling.

At the receiver end, $x(t)$ is affected by an additive white Gaussian (AWGN) noise $b(t)$ with Power Spectral Density (PSD) $S_b(f) = N_0$. The received signal is filtered by the matched filter $h_r(t) = h^*(-t)$, where $*$ denotes the conjugate. The continuous received signal is given by

$$x_r(t) = g * x(t) + b'(t) \quad (2)$$

where $*$ denotes the convolution operator, $g(t) = h * h_r(t)$ is a raised cosine function and $b'(t) = h_r * b(t)$. After sampling at the symbol rate R_s , the Nyquist criterion is not satisfied anymore since $g(k\alpha T) \neq 0, \forall k \in \mathbb{N}_s$. The discrete received baseband signal is finally given by

$$x[k] = \sum_j a[k]g[k-j] + b_c[k] \quad (3)$$

where the equivalent discrete baseband channel response of length $2L+1$ is given by $g[k] = g(k\alpha T)$ and $b_c[k]$ is a centered colored noise with auto-correlation $R_{b_c}[k] = N_0g[k]$.

B. Symbol based MAP equalization

In this paper, we are interested in applying turbo-equalization based receivers that perform iteratively symbol based maximum a posteriori (MAP) detection and soft channel decoding [7]. Without lack of generality, we will consider trellis based symbol MAP detection. In our context, due to the colored noise after sampling at R_s , two approaches are possible depending on the spectral properties of the colored noise. If spectral factorization is allowed (ie. the PSD of the noise has not null-values), then a whitening filter can be applied to the sampled signal given in equation (3). Data-whitening is only possible when the compression factor is above a given threshold (low compression regime). The new observation model for detection, often referred to as *Forney's model* [11], is given as follows

$$y[k] = \sum_j a[k]f[k-j] + w[k] \quad (4)$$

where f_k is a causal equivalent whitened channel response and $w[k]$ is a centered AWGN with variance $\sigma_w^2 = N_0$. Based on this model, a classical symbol based MAP estimation can be applied using the BCJR algorithm [7]. The optimal Forney branch metric from a state m' to a state m for the t -th section of the corresponding trellis is given in the log-domain by

$$\gamma_t(m', m) \propto |y[k] - \sum_{l=0}^{+L} f[l]a[k-l]|^2 + 2N_0 \ln P(a[k]) \quad (5)$$

Unfortunately, if the spectral factorization is not possible, one has to resort to the observation model as given initially in equation 3, often referred to as *Ungerboeck's model* [9]. It has been proposed in [8] to apply the BCJR algorithm to this observation model by considering the underlying trellis and by applying the branch metric as proposed by Ungerboeck for this observation model in its seminal paper [9]. According to [8], the Ungerboeck's branch metric computation for the model should be given in the log-domain by

$$\gamma_t(m', m) \propto R_e(a^*[k+1](x[k+1] - \frac{1}{2}a[k+1]g[0] - \sum_{l=1}^L g[l]a[k+1-l])) + N_0 \ln P(a[k]) \quad (6)$$

For practical considerations and especially for high order modulation, one often has to apply a truncation to the discrete channel response to avoid a prohibitive trellis complexity. This would be dependent on the roll-off and the compression factor. This leads to a sub-optimal detection with degraded performances compared to the ideal case. To define the order of the truncation, we define η the ratio between the discrete signal energy generated from the truncated channel response and the received noise-free discrete signal x_k energy as follows:

$$\eta = \frac{|\sum_{j=-L}^{j=+L} a[k]g[k-j]|^2}{|x[k]|^2} \quad (7)$$

It will be used to define an order of truncation as illustrated in the following. Let us consider $g(t)$ as a raised cosine with a 0.35 roll-off as the global filter of the transmission. Figure 1 illustrates the samples of the channel response g_k for a Nyquist signal and a FTN signal 50% compressed ($\alpha = 0.5$): The number of states in the trellis depends on the order of the modulation M and the length of the truncated channel response $2L+1$.

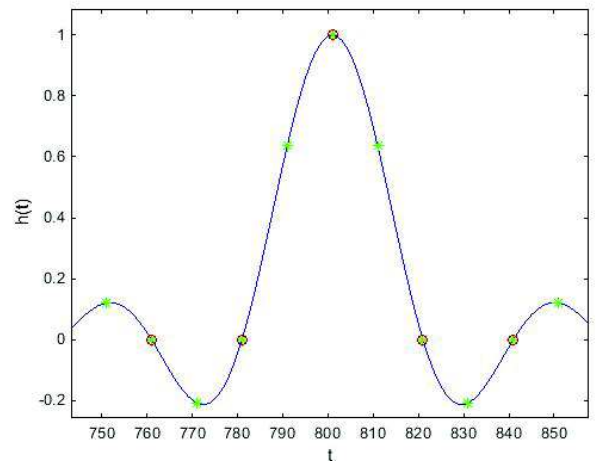


Fig. 1. Truncated interferences for FTN signal with 0.5 compression factor (green) Vs Nyquist criterion (red).

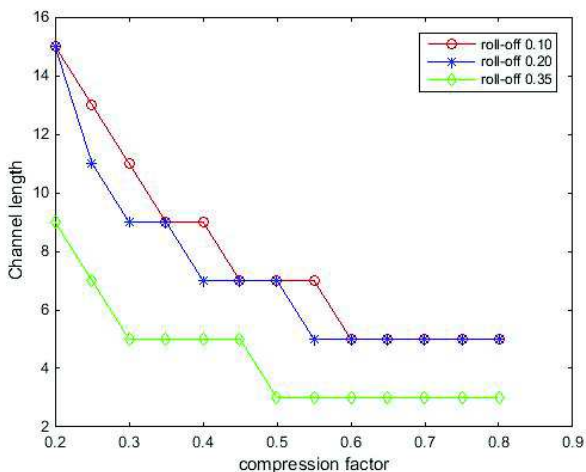


Fig. 2. Number of channel taps necessary to achieve 95 % of the continuous domain's energy with the discrete domain

Figure 2 gives, for different roll-offs, the necessary length of the channel response to achieve $\eta = 95\%$ as a function of the compression factor.

It can be noticed that the channel length to estimate correctly the emitted energy increases when the compression factor α or the roll-off decrease. These observations will be used in the following to set the length of the truncated channel model that will lead to an inherent mismatched decoding. But parameters will be set to limit the performance degradation.

III. ON SOME PRACTICAL BENEFITS OF FASTER-THAN-NYQUIST SIGNALING FOR SATELLITE COMMUNICATIONS

In satellite communications, on-board amplification is a point of crucial interest since on-board amplifiers are often operating near the saturation. Thus, the introduced signal distortions can lead to the addition of some non linear interference that can degrade the bit error rate performances of the transmission, unless a sufficient input power back-off has been applied. More generally, a signal exhibiting high signal envelope fluctuations, usually captured in part by the PAPR, will be naturally more subject to these non linear distortions. For FTN signaling, the analysis of the impact of non-linearities becomes crucial since the time compression often implies an increase of the PAPR. The arising question is now the following: can we define a proper FTN scheme that can help to improve the end-to-end performance? (ie. not necessary to focus only on the spectral efficiency increase for a given modulation order). In the section, we first briefly review the non linear model we are considering. Then, we study the PAPR properties of the FTN and the impact of the non linearities on such a waveform.

A. Impact of non-linear amplification on-board the satellite for FTN

1) *The Saleh model:* Memoryless non-linearities in a satellite communication channel can be modelled using the Saleh's model [6]. It gives non linear relations for both the amplitude and the phase distortions. Let x denote the input of the amplifier. Then, the output amplitude $|y|$ and phase $\phi(y)$ can be written as

$$|y| = \frac{\alpha_{s1} |x|}{1 + \beta_{s1} |x|^2}, \quad (8)$$

$$\phi(y) = \frac{\alpha_{s2} |x|^2}{1 + \beta_{s2} |x|^2} \quad (9)$$

2) *Impact of non-linearities for usual and FTN modulations:* Figure 3 highlights the impact of non-linearities on a compressed 4-PSK and a 16-APSK. The higher the modulation order is, the more important the degradation due to non-linearities is. Moreover, a compressed modulation also exhibit higher envelope fluctuations than the non compressed version of the same order. Applying FTN to increase the spectral efficiency should be balanced by the introduced signal envelope fluctuations and its impact when encountering non linearities. Thus, signal envelope fluctuations should be also compared to the non compressed scheme with the same spectral efficiency to observe a potential end-to-end improvement. The remaining open question is now: can we define a FTN signaling scheme with better signal envelope robustness compared to a non compressed one? We will see that by carefully selecting the order of the compressed modulation, we can achieve by time compression the same asymptotic spectral efficiency than a non compressed higher order modulation while gaining in PAPR. This will lead to a more robust yet efficient FTN scheme.

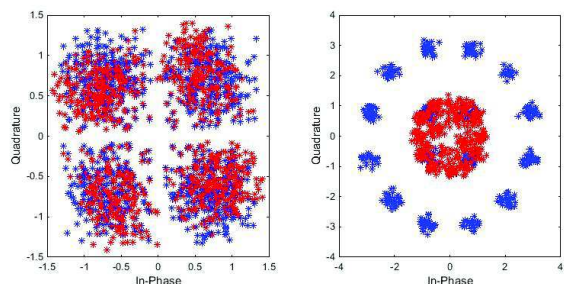


Fig. 3. Received constellation when linear (blue) and non-linear (red) amplification on FTN 4-PSK (left) and 16-APSK (right).

B. Study of Peak to Average Power Ratio (PAPR)

The PAPR is defined as follows

$$\text{PAPR} = \frac{\max(|x|^2)}{E(|x|^2)} \quad (10)$$

When the PAPR is high, we have to increase the input power back-off (IBO) of the system to avoid signal distortions due to the amplifier.

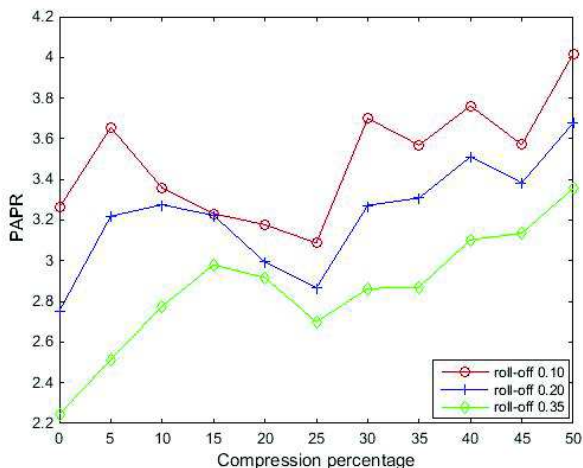


Fig. 4. PAPR for different roll-offs function of the compression percentage

The robustness of the signal against non-linearities depends on the emission filter and the inter-symbol interference introduced by the compression. A trade-off has to be found for the choice of the roll-off factor and the compression rate $[\beta, \alpha]$ of the FTN signal optimizing the complex envelope property.

Figure 4 illustrates the evolution of the PAPR as a function of the roll-off factor and the compression rate. Two major conclusions appear:

- the higher the roll-off is, the lower the PAPR for a given compression rate is;
- For each roll-off, there exists a compression rate that is optimal and that offers a reduced PAPR.

C. Faster-than-Nyquist benefits

This study is motivated by the fact that FTN signaling with 8-PSK modulation can reach the spectral efficiency of DVB-S2X signaling's higher order modulations. We first define the compression factor to achieve the same asymptotic spectral efficiency. Then, we compare the PAPR properties of equal asymptotic spectral efficiency FTN and DVB-S2X signals. We derive first the theoretical gain in terms of spectral efficiency offered by the FTN signaling. For the same spectral efficiency we also show that FTN transmissions allow the use of lower order modulations. The spectral efficiency of a communication system is defined by the ratio between the bit rate R_b and the transmission bandwidth B . Considering a Square Root Raised Cosine shaping Filter with roll off factor β , a M -order modulation and the coding rate R , Γ is given by

$$\Gamma = \frac{R_s \log_2(M) R}{B_u (1 + \beta)} \quad (11)$$

where R_s denotes the symbol rate and B_u the useful filter bandwidth. For a Nyquist transmission B_u is equal to R_s , leading to

$$\Gamma_{DVB} = \frac{\log_2(M) R}{1 + \beta} \quad (12)$$

When FTN signaling, the symbol rate is given by $\frac{R_s}{\alpha} = \frac{B_u}{\alpha}$, leading to the following spectral efficiency:

$$\Gamma_{FTN} = \frac{\log_2(\tilde{M}) \tilde{R}}{\alpha(1 + \tilde{\beta})} \quad (13)$$

where \tilde{M} and \tilde{R} respectively denote the order of the modulation and the coding rate of the FTN transmission. $\tilde{\beta}$ denotes the roll-off factor of the FTN transmission. For the same modulation and coding, the theoretical gain in terms of spectral efficiency offered by the FTN signaling is then given by $\frac{\Gamma_{FTN}}{\Gamma_{DVB}} = \frac{1}{\alpha}$. But it is also possible to consider the same spectral efficiency for FTN and DVB-S2 transmissions to define a compression factor like:

$$\alpha_{iso} = \frac{(1 + \beta) \log_2(\tilde{M}) \tilde{R}}{(1 + \tilde{\beta}) \log_2(M) R} \quad (14)$$

In that case FTN signaling allows the use of lower order modulations (such as 8-PSK instead of 16-APSK for example) to achieve the same spectral efficiency. The interest is now to design FTN-based waveforms with lower PAPR. Of course the price to pay in both cases is the introduction of inter-symbol interference to be canceled at the receiver.

We define four FTN signals with the same spectral efficiency than a DVB-S2X 16APSK, the compression rate for each roll-of factor is computed thanks to (14). The Table I gives the corresponding PAPR for each configuration:

TABLE I
FTN CONFIGURATIONS.

Configuration	DVB-S2X	FTN 1	FTN 2	FTN 3	FTN 4
Modulation	16APSK	8PSK	8PSK	8PSK	4PSK
Code rate	1/2	1/2	1/2	1/2	1/2
Roll-off	0.10	0.10	0.20	0.35	0.20
Compression	none	0.7500	0.6875	0.6111	0.4583
PAPR	$PAPR_0$	3.64	3.52	3.39	3.39
$\frac{PAPR}{PAPR_0}$	1	0.833	0.806	0.776	1.065
Gain (dB)		0.80 dB	0.95dB	1.10dB	-0.28dB

For the same asymptotic spectral efficiency, a signal with the 8-PSK FTN method has a lower PAPR than the DVB-S2X/16APSK solution, e.g. between 0.8 dB and 1.1 dB gain. This result confirms the gain in terms of PAPR offered by some FTN configurations given by [5]. The three 8-PSK FTN configurations have the same spectral efficiency with different roll-off/compression parameters. The best PAPR is obtained for a higher roll-off with a more compressed signal. The last observation is the high PAPR for a 4-PSK highly compressed to obtain the 16-APSK spectral efficiency: it explains our choice of using 8-PSK based FTN scheme.

IV. FTN VS DVB-S2X, END-TO-END COMPARISON OF THE PERFORMANCES

We consider the scenarios defined in Section III. The three 8-PSK FTN configurations offer the same theoretical spectral efficiency than an usual 16-APSK. We will first compare the configurations at the same spectral efficiency in a linear channel context. In a second time we search for the maximum

achievable gain for spectral efficiency with an equivalent BER, still without non-linearities. Finally, we will operate the amplifier at different amplification operating points, introducing non-linear distortions in the channel.

A. Asymptotical iso-spectral efficiency comparison

We compare in this paragraph the BER performed by 8-PSK FTN configurations defined in Table I. The iterative turbo-equalization is limited to three iterations. The three FTN signals offer an improved BER compared to the DVB-S2X link (Figures 5 to 7). The same BER as the 16-APSK is achieved with a 2 dB gain on the third iteration for our FTN scheme.

The second scenario in Figure 6 has better BER performances (0.5 dB gain) than the two other configurations (Figure 5 and 7). We added the 4th iteration to show that 3 iterations are enough. Considering its PAPR reduction (see Table I), it offers the best trade-off.

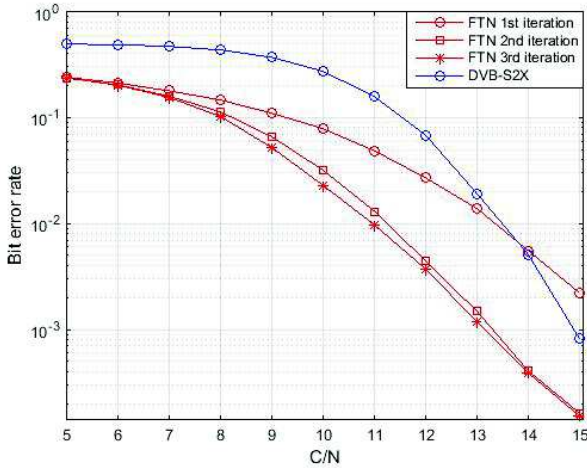


Fig. 5. BER - Scenario 1 - 8PSK FTN (compression 0.75 - roll-off 0.10) Vs 16APSK DVB-S2X (roll-off 0.10).

B. Which gain in terms of spectral efficiency for a linear satellite channel ?

We improve the compression of the second scenario, with the 0.20 roll-off, for a 10 % and a 20% gain on the spectral efficiency.

Figure 8 shows that a 10 % gain can be achieved with only two turbo-equalization iterations and has still 1 dB BER gain performed. The configuration offers still a 0.75 dB gain in terms of PAPR reduction and the third iteration is still 2 dB better than the Nyquist 16-APSK.

Figure 9 shows that the 20 % gain configuration needs three turbo-equalization iterations with still a BER performance gain around 0.75 dB. The reduced PAPR gain is 0.70 dB.

C. Non-linear context simulations

The result of the AM/AM non-linearity applied to the different modulations in Section III explains the needs for the user to keep an important Input Back-Off (IBO). The

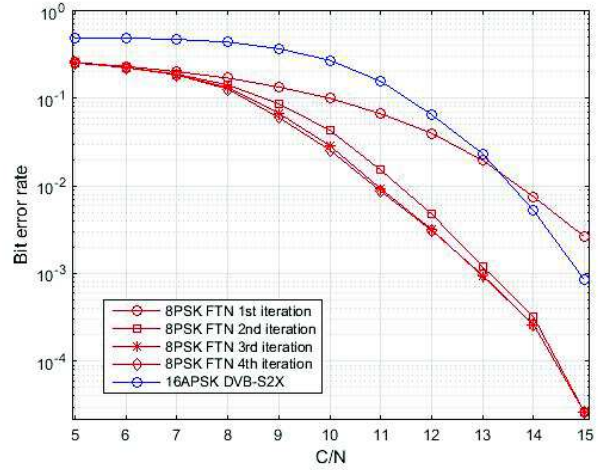


Fig. 6. BER - Scenario 2 - 8PSK FTN (compression 0.69 - roll-off 0.20) Vs 16APSK DVB-S2X (roll-off 0.10).

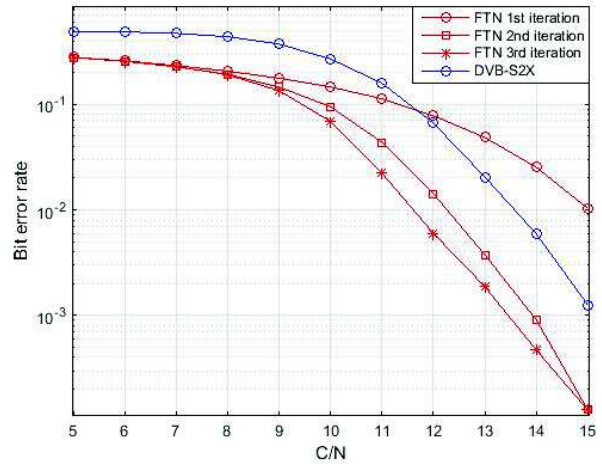


Fig. 7. BER - Scenario 3 - 8PSK FTN (compression 0.61 - roll-off 0.35) Vs 16APSK DVB-S2X (roll-off 0.10).

PAPR reduction of our 8-PSK FTN solution motivates our simulation of the previous scenario FTN 2 from Table I with non-linear amplification. Only amplitude distortions are considered, phase distortion is not implemented in this paper. The amplifier is operated at three different points highlighted in Figure 10. When non-linear amplification is applied on-board, the BER gains are over 4 dB (Figures 11 to 13). When spectral efficiency is increased by 10 % and 20 %, the BER performance gains are higher in the non-linear context (see Figure 14 and 15) than in the linear context (see Figure 8 and 9).

Table II summarizes the best BER Vs SNR performances gains obtained with the 8-PSK FTN signaling compared to an usual 16-APSK signaling. We operate the Saleh model at the second (10% gain) and the first (20% gain) operating points in non linear context.

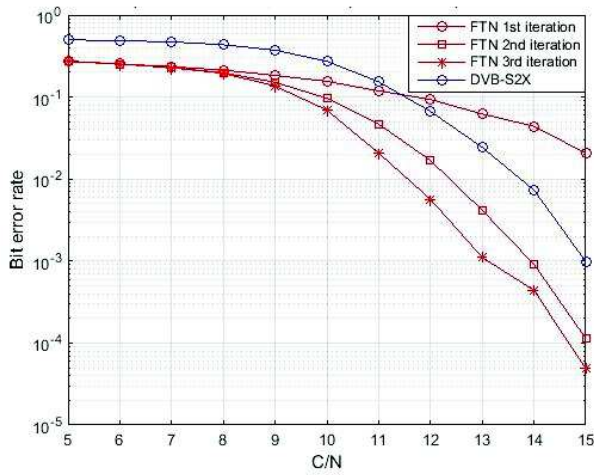


Fig. 8. BER - 8PSK FTN Vs 16APSK DVB-S2X - 10% Gain .

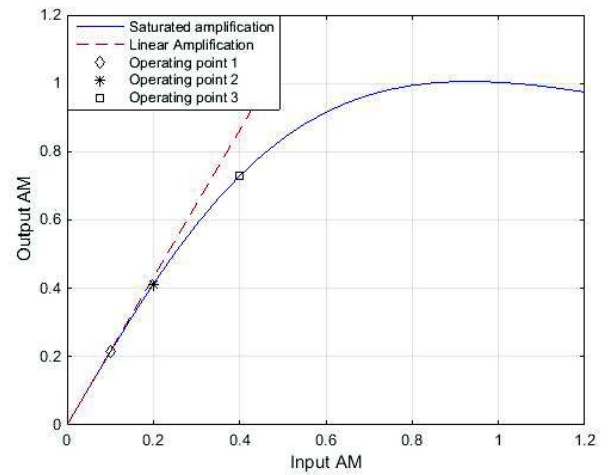


Fig. 10. Non-linear amplification - AM/AM response and 3 operating points

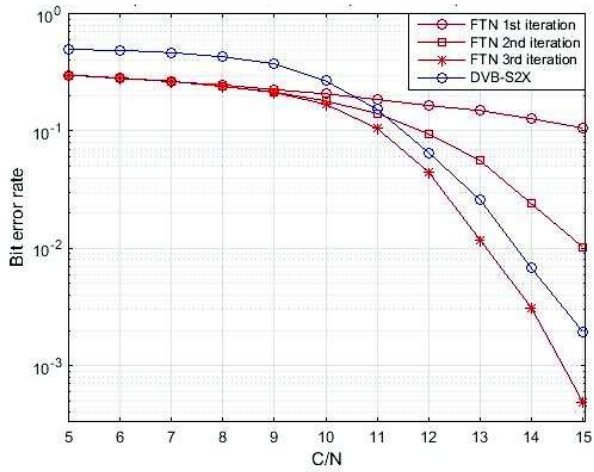


Fig. 9. BER - 8PSK FTN Vs 16APSK DVB-S2X - 20% Gain.

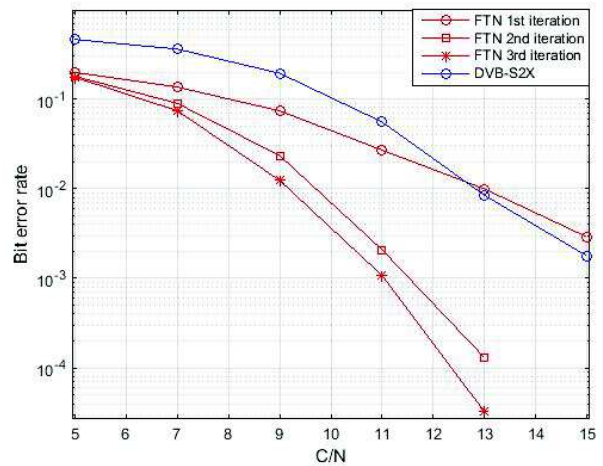


Fig. 11. BER - FTN 2 Vs 16APSK DVB-S2X - Operating point 1 (mean input = 0.10).

V. CONCLUSION

The purpose of the paper was to find an alternative to high order modulations thanks to compressed lower order modulations based on FTN signaling, decreasing the signal's sensitivity to the non-linear amplification. We can conclude from this study that a 8-PSK FTN signal can offer an increase of the spectral efficiency of satellite communications in the usual range of SNR when the trade-off roll-off / compression is addressed. The gain is higher when non-linear amplification are taken into account.

Further studies will be dedicated to FTN schemes enabling to reach the spectral efficiency of higher modulations such as 64-APSK to 256-APSK. Some other issues are the phase noise robustness and the synchronization of such waveforms.

REFERENCES

[1] J.E. Mazo, "Faster than Nyquist Signaling" Bell Syst. Tech. J., vol. 54, pp. 1451-1462, Oct. 1975.

[2] A. D. Liveris, C. N. Georghiades, "Exploiting Faster-Than-Nyquist Signaling" IEEE Transactions on Communications, Vol. 51, No. 9, Sept. 2003

[3] F. Rusek and J. B. Anderson, "Constrained capacities for faster than Nyquist signaling", IEEE Trans. Inf. Theory, vol. 55, no. 2, pp. 764-775, Feb. 2009.

[4] M. Loncar and F. Rusek, "On Reduced-Complexity Equalization Based on Ungerboeck and Forney Observation Models", IEEE Transactions on Signal Processing, Vol. 56, No. 8, AUG. 2008

[5] C. Le, M. Schellmann, M. Fuhrwerk and J. Peissig, "On the Practical Benefits of Faster-than-Nyquist Signaling", ATC 14

[6] Adel A. M. Saleh, "Frequency-Independent and Frequency-Dependent Nonlinear Models of TWT Amplifiers", Senior Member IEEE, IEEE Transactions on Communications, vol. com-29, No. 11, Nov. 1981

[7] L. R. Bahl, J. Cocke, F. Jelinek, and J. Raviv, "Optimal Decoding of Linear Codes for Minimizing Symbol Error Rate", IEEE Transactions on Information Theory, March 1974

[8] G. Colavolpe and A. Barbieri, "On MAP Symbol Detection for ISI Channels Using the Ungerboeck Observation Model", IEEE Communications Letters, Vol. 9, No. 8, Aug. 2005

[9] G. Ungerboeck, "Adaptive Maximum-Likelihood Receiver for Carrier-Modulated Data-Transmission Systems", IEEE Transactions on Commu-

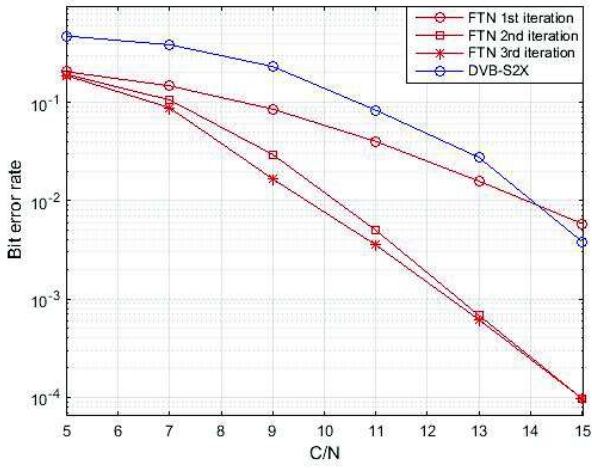


Fig. 12. BER - FTN 2 Vs 16APSK DVB-S2X - Operating point 2 (mean input = 0.20).

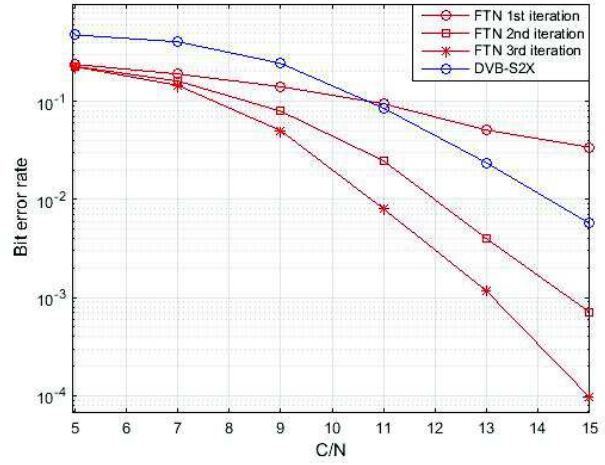


Fig. 14. BER - FTN 2 Vs 16APSK DVB-S2X - Operating point 2 (mean input = 0.20) - Gain 10%.

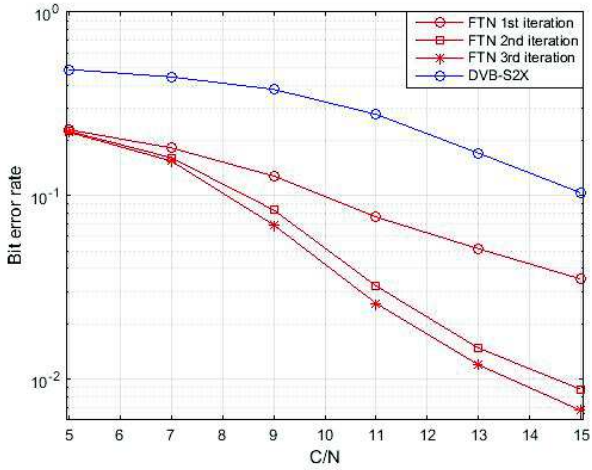


Fig. 13. BER - FTN 2 Vs 16APSK DVB-S2X - Operating point 3 (mean input = 0.40).

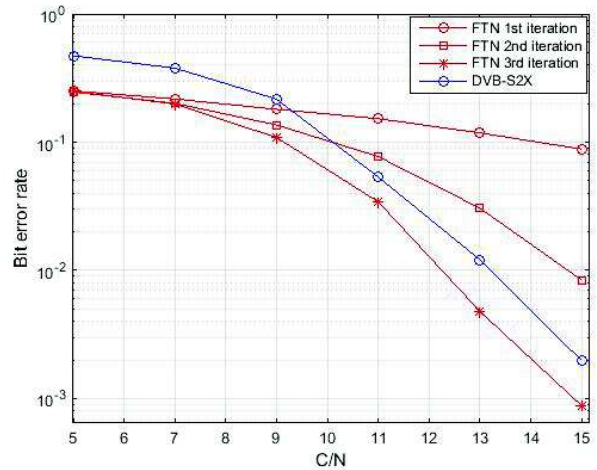


Fig. 15. BER - FTN 2 Vs 16APSK DVB-S2X - Operating point 1 (mean input = 0.10) - Gain 20%.

nications, vol. COM-22, No. 5, May 1974
 [10] F. Rusek, M. Loncar and A. Prlja, "A Comparison of Ungerboeck and Forney Models for Reduced-Complexity ISI Equalization", IEEE GLOBECOM 2007
 [11] G. David Forney, "Maximum-Likelihood Sequence Estimation of Digital Sequences in the Presence of Intersymbol Interference", Jr Member IEEE, IEEE Transactions on Information Theory, vol. IT-18, No. 3, May 1972

TABLE II
 GAINS FOR BER PERFORMANCES OBTAINED THANKS TO FTN SIGNALING.

	Linear context	Non-linear context
Iso Spectral Efficiency	2dB	4dB
10 % gain for Spec. Eff.	2dB	3.5dB
20 % gain for Spec. Eff.	0.7dB	1dB