



HAL
open science

How to Support Scenarios-Based Instructional Design: a Domain-Specific-Modeling Approach

Pierre Laforcade, Boubekeur Zendagui, Vincent Barré

► To cite this version:

Pierre Laforcade, Boubekeur Zendagui, Vincent Barré. How to Support Scenarios-Based Instructional Design: a Domain-Specific-Modeling Approach. Actes de ICSOFT'08 (3rd International Conference on Software and Data Technologies), 2008, Porto, Portugal. pp.327-332. hal-01457595

HAL Id: hal-01457595

<https://hal.science/hal-01457595v1>

Submitted on 21 Jul 2024

HAL is a multi-disciplinary open access archive for the deposit and dissemination of scientific research documents, whether they are published or not. The documents may come from teaching and research institutions in France or abroad, or from public or private research centers.

L'archive ouverte pluridisciplinaire **HAL**, est destinée au dépôt et à la diffusion de documents scientifiques de niveau recherche, publiés ou non, émanant des établissements d'enseignement et de recherche français ou étrangers, des laboratoires publics ou privés.

HOW TO SUPPORT SCENARIOS-BASED INSTRUCTIONAL DESIGN: A DOMAIN-SPECIFIC-MODELING APPROACH

Pierre Laforcade, Boubekeur Zendagui, Vincent Barré

LIUM / IUT de Laval, 52 rue des Docteurs Calmette et Guérin, 53020 Laval Cedex 9, France

firstname.lastname@lium.univ-lemans.fr

Keywords: Instructional Design, Learning Scenario, Educational Modeling Language, Model Driven Engineering, Domain Specific Modeling, Visual Instructional Design Language

Abstract: Over recent years, Model-Driven-Engineering has attracted growing interest as much as a research domain as an industrial process that can be applied to various educational domains. This article aims to discuss and propose such an application for learning-scenario-centered instructional design processes. Our proposition is based on a 3-domain categorization for learning scenarios. We also discuss and explain why we think Domain-Specific Modeling techniques are the future new trend in order to support the emergence of communities of practices for scenario-based instructional design. The originality resides in the support we propose to help communities of practitioners in building specific Visual Instructional Design Languages with dedicated editors instead of providing them with yet another language or editor.

1 INTRODUCTION

Over recent years, the *Model-Driven Engineering* (MDE) principles (Schmidt, 06) have been frequently applied and acclaimed as of great interest within various educational disciplinary fields. In this paper, we are particularly concerned with the application of MDE principles for instructional design processes, mainly the ones dealing with learning scenarios.

Current context analysis about languages, tools and techniques for learning scenarios (Kinshuk et al., 06) highlights the need for user-friendly languages or tools to help designers in setting up Learning Management Systems (LMS). We are interested in providing end-users, acting as both teachers and designers (sometimes mentioned as 'practitioners'), with dedicated *Educational Modeling Languages* (EML) or *Visual Instructional Design Languages* (VIDL) (Botturi et al., 07), and tools to help them specify learning scenarios with their own terminology, graphical formalism, and editing preferences, without leaving aside computerizing trends concerning the produced scenarios (reuse, interoperability, etc.).

Our experiences about graphical representations of learning scenario and transformations between EMLs (Laforcade et al., 07), lead us to deal with MDE techniques and to a new promising orientation we are currently exploring: *Domain-Specific Modeling* (DSM) as a new way for modeling and formally specifying learning scenarios. We discuss interest of DSM techniques and tools applied to our context (instructional design). The conceptual framework underlying our approach is a categorization based on a domain-oriented separation of concerns.

We first present the MDE and discuss its application to the context of learning-scenario centered instructional processes. We also discuss our 3-domain categorization for learning scenarios and our orientation towards DSM. We illustrate and discuss our first results about the use of DSM tools to specify VIDL and to build dedicated editors.

2 MDE BACKGROUND

The Model Driven Architecture (MDA) is a framework for software development adopted by the

Object Management Group in 2001 (OMG, 01). It aims to provide a solution to the problem of software technologies continual emergence that forces companies to adapt their software systems every time a new 'hot' technology appears. The solution proposed consists of separating the enterprise functionalities of an information system from the implementation of those functionalities on specific technological platforms, and also by using an intensive model-based design and development.

MDA approach sorts models into three classes: the Computation Independent Model (CIM) view of a system where the used vocabulary is the business one. A CIM helps to specify exactly what the system is expected to do. The Platform Independent Model (PIM) view leads to independence from specific platforms but should be expressed in a computational way, so as to be suitable for use with a number of different platforms of similar type. Finally, the Platform Specific Model (PSM) view links the specifications in the PIM with details that specify how this system will be implemented on a specific platform. Mappings between PIM and PSM can be done by means of model transformations. Finally, code can be generated from the PSM.

The Model Driven Engineering (MDE) is a more general and global approach than the MDA aiming to apply and generalize its principles for every technological space (object-oriented space, XML documents, etc.). The MDE is founded on: i/ *capitalization*: models are to be reusable, ii/ *abstraction*: domain models have to be independent from technologies used to implement them, iii/ *modeling*: models are no longer contemplative (used to document, communicate, etc.) but used in a productive way (they are machine-interpretable), iv/ *separation of concerns*: usually between domain and technology but other separations are possible.

In order to dispose of productive models, they must be well-defined, i.e. linked to a specific meta-model. Productive models can be handled, interpreted with MDE tools (Bézivin et al., 03): meta-model/language definition tools, transformation tools, code generation tools, weaving tools, generation of domain-specific model editors, etc.

3 MDE APPLIED TO INSTRUCTIONAL DESIGN

3.1 Past and in-progress research

Many research works focus on the definition of EML and also discuss the IMS-LD language (IMS, 03) considered as the current standard for specifying scenarios. Some of the following works explicitly claim their MDE positioning.

The CPM language (Laforcade, 05) is a UML-based (UML profile) visual language dedicated to the definition of Problem Based Learning situations by specific designers. CPM models act as a support for thinking and communicating within a multidisciplinary design team. Model transformation from CPM activity diagrams to IMS-LD-compliant scenarios have also been studied.

Research works from **the Bricole project** (Caron, 07) propose a transformation model application to set up an LMS from any IMS-LD-compliant scenario. They transform the IMS-LD source scenario (graphically modeled with the **ModX** tool) into another graphical LMS specific scenario (**Gendep** tool) that is interpreted to automatically configure the LMS via a specific service web based API.

The LDL language is a CSCW domain-specific language aiming to specify such dedicated scenarios. This language is concretely proposed as a specific XML binding but recent works aim to provide it with a visual formalism (Martel et al., 07).

(Paquette et al., 06) propose an extension of their MOT notation and dedicated edition tool to conform to the IMS-LD standard for defining learning scenarios: **the MOT+LD formalism**.

Other works aim to automatically provide teacher-designers with a graphical representation of IMS-LD scenario (XML document). The concrete technique uses imperative transformations from XML to a **UML4LD** representation (UML profile dedicated to IMS-LD) (Laforcade, 06).

Recent works (Dodero et al., 07) also proposed a graphical environment, called MDLD (Model-driven Learning Design Environment), in order to help learning designers to generate units of learning (XML) conformed to IMS-LD by graphically specifying BPEL-oriented modeling (an abstract language for modeling business process execution).

3.2 Discussions

Models produced/transformed into MDE processes correspond to the learning scenarios in instructional design processes. These scenarios are generally defined/specified with an EML. Whatever the formalism used (graphic, textual, etc.) we can consider that every EML can describe its underlying terminology as a **meta-model**. The **final system**, in

a MDE process, corresponds to the learning situation aimed in an instructional design process. The difference is that this learning situation relies on both human and system artifacts, not only code. Indeed, instructional design processes aim to produce units of learning that can be deployed or configured into LMS that pre-exist them. All EML or VIDL languages can be compared from many point of views or **separations of concerns**.

We also want to highlight the **omnipresence** of the business learning domain: whatever the EML/VIDL used to express a learning scenario (from very specific domain scenarios to standards based or LMS specific ones) they all are expressed with a more or less abstract/specific learning syntax and semantics. All these business domains reflect some specific particularities (pedagogical theories, didactical domains, etc.) shared by pluridisciplinary design teams. Another key point concerns the visual representation of learning scenarios. It appears to be as equally important for domain-specific learning scenarios, as for understanding shared scenarios which comply to standards, or for helping the manual configuration of LMS.

Finally, all those points led us to the idea that a simple CIM/PIM/PSM application is not relevant because of business omnipresence and overall visual interest for representing scenarios. This is why we propose the following domain-specific approach.

4. A DOMAIN-SPECIFIC APPROACH

4.1 The 3-leaf domain-clover proposition

We propose three categories for learning scenarios and languages from a separation of concerns reflecting different communities of practices sharing a comparable business learning domain towards specific objectives.

Practitioners-centered Scenario (PS): the vocabulary is the one shared by a pluridisciplinary design team; it expresses their common vocabulary (for example in relation to some pedagogical theories, didactical fields as well as specific references to the LMS they use). The objectives of such scenarios are to ease the definition of the learning scenario, to act as a design guide, and a support to thinking/communicating.

Abstract Scenario (AS): the vocabulary aims to be independent from any LMS in order to support

the interoperability of scenarios. This abstraction also usually reflects a high-level abstraction of the vocabulary used from pedagogical theories and didactical fields. The objectives aim at supporting pedagogical diversity and innovation, while promoting the exchange and interoperability of e-learning scenarios.

LMS-centered Scenarios (LS): the vocabulary is specific to a dedicated LMS or other e-learning platforms. The objectives are to act as a guide for the manual or semi-automatic configuration of the technical dispositive by humans as well as for automatic configuration by machines when possible.

We also propose to split each categorization into two parts corresponding to the targeted public: one part for **human-directed interpretation**, and dedicated visual formalism (human-readable textual/graphical notation); and the other one for **machine-directed interpretation** (machine-interpretable formal notation, i.e. no ambiguous semantics).

Although these two parts can be used as a new feature to compare VIDLs/EMLs, we think that they are both useful and have to be both provided by any instructional design language. This approach is conformed to the MDE paradigm where models have now to be productive. For us, learning scenarios have to be both contemplative (for human interpretation objectives) and productive (for machine execution in order to realize simulations, predictions, transformations, exchanges, etc.).

In our thinking the three categorizations (PS/AS/LS) share fuzzy frontiers between each other. Also, we do not think instructional design processes handling learning scenarios must systematically follow all these categorizations. We do not propose a systematic way to transform scenarios from one to another. On the contrary we think that designers must be free to decide which EML/VIDL is useful according to their objectives and target public (human or machine interpretation).

One key point concerns the transformation from one type of scenario to another. When source and target scenarios are from different EMLs, the transformation is extra-domain; it necessary happens from one category to another but also between different EMLs from the same category. Interest of such transformations is to gain the objectives of the targeted categorization, when changed, or to exchange and reuse scenarios with other communities of practices that do not share the same business learning domain. On the contrary, when source and target scenarios share the same abstract syntax (metamodel) but differ from the used concrete syntax (notation), the transformation is

intra-domain. This kind of transformation is useful to adapt to a different target public and objectives by only changing the format of the learning scenarios.

4.2 Illustration

We illustrate our proposition into the figure 1.

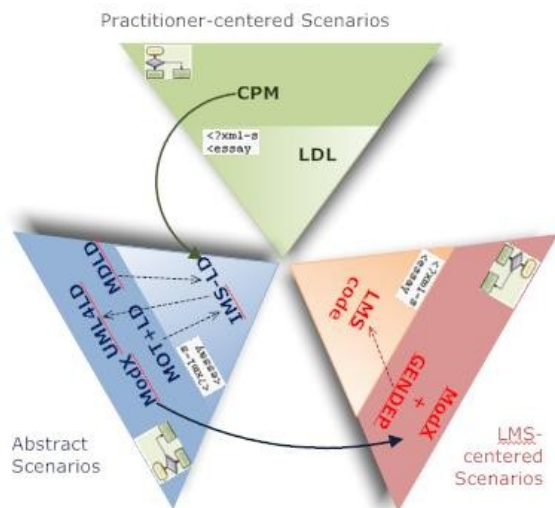


Figure 1: the three-leaf domain-clover annotated with a projection of current research works

CPM and LDL are practitioners-centered languages; CPM being more a VIDL because of its human-directed notation than LDL which only offers a machine-interpretable formalism for now (Martel et al., 07). Also, the CPM tooling proposes a service transforming CPM diagrams into IMS-LD scenarios.

The abstract category with a machine-oriented formalism suits the IMS-LD standard well. We position the MOT+LD proposition in the same category but with a human-directed notation (the MOT+ formalism has been extended to include the IMS-LD vocabulary). UML4LD is both a visual formalism for IMS-LD (abstract category with human notation) and a transformation mechanism from IMS-LD scenarios to UML4LD ones. MDLD is also position in this category since it offers an abstract language (but not dedicated to learning scenarios) to model chunks of learning processes that are then transformed into IMS-LD code.

Finally, the Bricole Project propose ModX tool to model scenarios in both abstract and LMS-centered visual notations, and GenDep tool to ensure transformations between these two formalisms. Note that CPM and ModX tools can save the produced scenarios in a machine-interpretable formalism (XMI serialization).

4.3 How to support our proposition?

The 3-leaf domain clover we propose can be considered as, and used as, a theoretical tool for classifying given VIDL/EML or tools. It also materialize our vision of current communities of practices about learning scenarios. The 3-leaf domain clover is then a model of this vision.

Our works aim at supporting the emergence of communities of practices from this model. In order to do that, we need concrete tools and techniques to support and ease emergence of such communities:

1. tools for defining domain-oriented VIDL / EML (concepts/relations specification plus techniques to define both machine-interpretable and human-readable formalisms).
2. tools/techniques for defining learning scenarios corresponding to existing domain-oriented VIDL/EML (eg. graphic editors).
3. tools/techniques for intra & extra transformations of learning scenarios (bridges between these emergent communities are very important).

Although current instructional design research proposes some VIDL and various kind of user-friendly editors (Botturi et al., 07), there is no work that proposes the tooling we have highlighted, technically addressing support of emergent VIDL-based communities of practices. We think that the *Domain-Specific Modeling* (DSM) provides tools and techniques supporting most of these needs.

5. DOMAIN-SPECIFIC MODELING AND INSTRUCTIONAL DESIGN

5.1 DSM domain and tools

DSM (Kelly et al., 08) is a software engineering methodology for designing and developing systems, mostly IT systems such as computer software. It involves the systematic use of a graphic Domain-Specific Programming Language (DSL) to represent the various facets of a system. We are particularly interested by these graphical DSL, also called Domain-Specific Modeling Languages (DSML).

Several technical approaches coexist to support DSML specification: commercial products (MetaCase/MetaEdit+), the Microsoft DSL tools, academic or open-source projects (VMTS, TIGER,

EMF, GMF, etc.). All these DSM tools propose metamodeling techniques capable of expressing domain-specific vocabularies (abstract syntaxes), and propose facilities to construct various notations (concrete syntaxes). These editing frameworks are supporting the techniques and many more customizations with minimal programming effort. As a result, these tools can generate powerful and user-friendly dedicated editors for DSM languages. They are kind of meta-CASE editors capable of generating CASE tools. The final editors give domain-designers the ability to graphically specify models from their domain, and propose some persistence facilities to load and store these models in a machine-interpreted format.

5.2 Using DSM tools

These DSM tools meet most of the needs we need in order to support our domain-oriented proposition for the EML and learning scenarios. Concretely, needs previously numbered 1/, 2/ and 3/a (intra-transformations) are supported (cf. §4.3). DSM principles are also convenient with our 3-leaf domain-clover and more generally seem able to support the emergence of VIDL/EML communities of practices as well as providing practitioners with user-friendly visual editors for specifying scenarios.

Although DSM tools support most of the needs we mentioned, we also need tools for supporting some bridges between the future communities. These tools would have to transform learning scenarios produced by a DSM-based instructional design editor (conforming to a dedicated VIDL) to another format compatible with another DSM-based editor (dedicated to another VIDL). Such transformations tools exist from the MDE domain. (Abdallah et al., 2008) have already experimented some of these tools: the ATL tooling has been used to transform learning scenarios conformed to a Project-based and collaborative pedagogy, towards Moodle-specific scenarios. We plan to experiment more with these transformation tools.

5.3 Illustration and first results

We are currently experimenting an Eclipse project, the *Graphical Modeling Framework* (GMF) (Eclipse, 08), to support the DSM approach for learning scenarios. Its goal is to form a generative bridge between EMF and GEF, two other Eclipse meta-modeling projects, whereby a diagram definition is linked to a domain model as an input to the generation of a visual editor.

Among the various case studies we have experimented with GMF, we sketch the following one. Some practitioners have expressed these pedagogical expressiveness and notation needs: a UML' UseCase-like diagram that permits to express performing relations between roles and learning activities at a high-level of abstraction. Also, the practitioners would like to express precedence / following relationships between the learning activities. Because the UML UseCase diagram is not able to express time-related relationships between usecases, our work consisted in providing these practitioners with a dedicated visual editor, built using GMF, able to express such scenario representation. Also, we decided to provide them with a specific VIDL guarantying that the produced models will be both human-readable for them but also machine-interpretable for further usages.

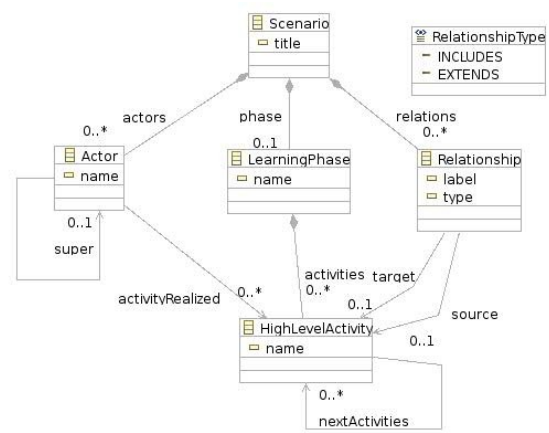


Figure 2. The 'Learning-UseCase' meta-model (or domain model) experimentation

A basic domain model for the « Learning Design Use Case » view has been defined. It is illustrated into figure 2 (a diagrammatic view of the concrete domain model whose native format is XML).

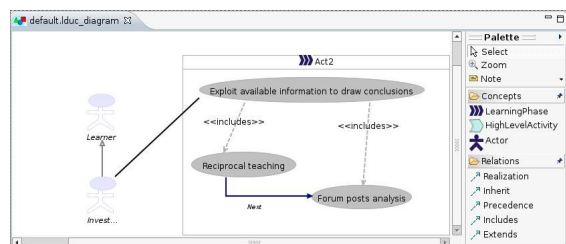


Figure 3. Example of model designed with a specific editor generated with the GMF DSM meta-tool

According to the GMF engineering process, we have successively designed a graphical definition

model, a tooling definition model, and a mapping definition model. Finally, after a code generation step, a specific editor (embedding the VIDL dedicated to the practitioners' requirements) is generated. Figure 3 shows a scenario graphically realized with this editor (the human-readable «view» ; because the scenario is concretely serialized in a machine-interpretable format (XMI)).

6. CONCLUSION

We have presented and discussed a specific MDE application for scenario-based instructional design. The originality of our proposition resides in the three categories for learning scenarios and languages: they reflect different communities of practices sharing a same business learning domain towards specific objectives. We also propose a two-part division for each category to distinguish the targeted public: human or machines.

We have then argued our current orientation about DSM techniques and tools. DSM is a model-based approach giving domain experts the freedom to use structures and logic that are specific to their learning domain. Another originality of our position is that we do not aim to provide practitioners with yet another VIDL with its dedicated editor but we aim to provide them with techniques and tools that help and support them in specifying and building the VIDL and editors they need.

We have also illustrated our first results about the use of the *GMF* from the Eclipse project. These first results have proved the ability of such DSM tools to build specific VIDL and to generate user-friendly dedicated editors. We are currently improving our experiments of the DSM tools. We are also experimenting model transformations tools in order to support the design of 'bridges' between different learning scenario communities of practices.

ACKNOWLEDGEMENTS

These works are funded by the French MILES project and the ANR LEA project.

REFERENCES

Abdallah, F., Toffolon, C., Warin, B., 2008. Models transformation to implement a Project-Based

- Collaborative Learning (PBCL) scenario: Moodle case study. In *Proceedings of ICALT'08*. Santander, Spain, IEEE. To appear.
- Bézivin, J., Gérard, S., Muller, P-A, Rioux, L., 2003. MDA components: Challenges and Opportunities. In: *Metamodelling for MDA*.
- Botturi, L., Todd Stubbs, S., 2007. *Handbook of Visual Languages for Instructional Design: Theories and Practices*. Information Science Reference. ISBN-13: 978-1599047317.
- Caron, P.-A., 2007. Web services plug-in to implement "Dispositives" on Web 2.0 applications. In *Proceedings of EC-TEL'07*. Crete, Greece. Springer LNCS.
- Dodero, J. M., Díez, D., 2006. Model-Driven Instructional Engineering to Generate Adaptable Learning Materials. In *Proceedings of ICALT'06*, Kerkrade, The Netherlands: IEEE.
- Dodero, J.-M., Tattersall, C., Burgos, D., Koper, R., 2007. Non-representational authoring of learning designs: from idioms to model-driven development. In *Proceedings of ICWL'07*.
- Eclipse, The Eclipse Graphical Modeling Framework, <http://www.eclipse.org/gmf/>, retrieved from 2008.
- IMS, 2003. Learning Design Version 1.0 Final Specification. Technical report.
- Kelly, S, Tolvanen, J.-P. 08. *Domain-Specific Modeling*. ISBN: 978-0-470-03666-2. Paperback. 427 pages. March 2008. Wiley-IEEE Computer Society Press.
- Kinshuk, Sampson D.G., Patel A., Oppermann R. (Eds), 2006. Special issue: Current Research in Learning Design. *Journal of ET&S*. V(9)-1.
- Laforcade, P., 2005. Towards a UML-based Educational Modeling Language. In *Proceedings of ICALT'05*. Kaohsiung (Taiwan), p. 855-859.
- Laforcade, P., 2007. Graphical representation of abstract learning scenarios: the UML4LD experimentation. In *Proceedings of ICALT'07*. Niigata (Japan). pp. 477-479.
- Laforcade, P., Nodenot, T., Choquet, C., Caron, P.-A., 2007. MDE and MDA applied to the Modelling and Deployment of Technology Enhanced Learning Systems: promises, challenges and issues. *Architecture Solutions for E-Learning Systems*. Claus Pahl (ed.).
- Martel, C., Vignollet, L., Ferraris, C., 2007. LDL for Collaborative Activities. In *Handbook of Visual Languages for Instructional Design: Theories and Practices*, Information Science Reference, ISBN-13: 978-1599047317.
- OMG, 2001. MDA specification guide version 1.0.1. Report – omg/03-06-01.
- Paquette, G., Léonard, M., Lundgren-Cayrol, K., Mihaila, S., Gareau, D., 2006. Learning Design based on Graphical Knowledge-Modeling. *Educational Technology & Society*, 9 (1), 97-112.
- Schmidt, D.C., 2006. Model-Driven Engineering, *IEEE Computer*, 39 (2).