



HAL
open science

WASP-113b and WASP-114b, two inflated hot Jupiters with contrasting densities

S. C. C. Barros, D. J. A. Brown, G. Hébrard, Y. Gomez Maqueo Chew, D. R. Anderson, P. Boumis, L. Delrez, K. L. Hay, K. W. F. Lam, J. Llama, et al.

► **To cite this version:**

S. C. C. Barros, D. J. A. Brown, G. Hébrard, Y. Gomez Maqueo Chew, D. R. Anderson, et al.. WASP-113b and WASP-114b, two inflated hot Jupiters with contrasting densities. *Astronomy and Astrophysics - A&A*, 2016, 593, 10.1051/0004-6361/201526517 . hal-01441173

HAL Id: hal-01441173

<https://hal.science/hal-01441173v1>

Submitted on 8 Sep 2021

HAL is a multi-disciplinary open access archive for the deposit and dissemination of scientific research documents, whether they are published or not. The documents may come from teaching and research institutions in France or abroad, or from public or private research centers.

L'archive ouverte pluridisciplinaire **HAL**, est destinée au dépôt et à la diffusion de documents scientifiques de niveau recherche, publiés ou non, émanant des établissements d'enseignement et de recherche français ou étrangers, des laboratoires publics ou privés.



Distributed under a Creative Commons Attribution 4.0 International License

WASP-113b and WASP-114b, two inflated hot Jupiters with contrasting densities

S. C. C. Barros^{1,2}, D. J. A. Brown³, G. Hébrard^{4,5}, Y. Gómez Maqueo Chew^{3,6}, D. R. Anderson^{7,21}, P. Boumis⁸, L. Delrez⁹, K. L. Hay¹⁰, K. W. F. Lam³, J. Llama¹¹, M. Lendl^{12,15}, J. McCormac³, B. Skiff¹¹, B. Smalley⁷, O. Turner⁷, M. Vanhuyse¹³, D. J. Armstrong^{3,21}, I. Boisse², F. Bouchy², A. Collier Cameron¹⁰, F. Faedi³, M. Gillon⁹, C. Hellier⁷, E. Jehin⁹, A. Liakos⁸, J. Meaburn¹⁴, H. P. Osborn³, F. Pepe¹⁵, I. Plauchu-Frayn¹⁶, D. Pollacco³, D. Queloz^{15,17}, J. Rey¹⁵, J. Spake³, D. Ségransan¹⁵, A. H. M. Triaud^{18,19,15,20}, S. Udry¹⁵, S. R. Walker³, C. A. Watson²¹, R. G. West³, and P. J. Wheatley³

¹ Instituto de Astrofísica e Ciências do Espaço, Universidade do Porto, CAUP, Rua das Estrelas, 4150-762 Porto, Portugal
e-mail: susana.barros@astro.up.pt

² Aix-Marseille Université, CNRS, LAM (Laboratoire d'Astrophysique de Marseille) UMR 7326, 13388 Marseille, France

³ Department of Physics, University of Warwick, Gibbet Hill Road, Coventry, CV4 7AL, UK

⁴ Institut d'Astrophysique de Paris, UMR 7095 CNRS, Université Pierre & Marie Curie, 98bis boulevard Arago, 75014 Paris, France

⁵ Observatoire de Haute-Provence, Université d'Aix-Marseille & CNRS, 04870 Saint-Michel l'Observatoire, France

⁶ Instituto de Astronomía, Universidad Nacional Autónoma de México, 04510 Ciudad Universitaria, Mexico

⁷ Astrophysics Group, Keele University, Staffordshire ST5 5BG, UK

⁸ Institute for Astronomy, Astrophysics, Space Applications and Remote Sensing, National Observatory of Athens, 15236 Penteli, Greece

⁹ Institut d'Astrophysique et de Géophysique, Université de Liège, Allée du 6 Août, 17, Bât. B5C, Liège 1, Belgium

¹⁰ SUPA, School of Physics and Astronomy, University of St. Andrews, North Haugh, Fife KY16 9SS, UK

¹¹ Lowell Observatory, 1400 W Mars Hill Rd. Flagstaff, AZ 86001, USA

¹² Space Research Institute, Austrian Academy of Sciences, Schmiedlstr. 6, 8042 Graz, Austria

¹³ OverSky, 47 allée des Palanques, BP 12, 33127 Saint-Jean d'Illac, France

¹⁴ Jodrell Bank Centre for Astrophysics, University of Manchester, Oxford Rd., Manchester, M13 9PL, UK

¹⁵ Observatoire de Genève, Université de Genève, 51 chemin des Maillettes, 1290 Sauverny, Switzerland

¹⁶ Instituto de Astronomía, Universidad Nacional Autónoma de México, 22860 Ensenada, Baja California, Mexico

¹⁷ Cavendish Laboratory, J J Thomson Avenue, Cambridge, CB3 0HE, UK

¹⁸ Centre for Planetary Sciences, University of Toronto at Scarborough, 1265 Military Trail, Toronto, ON, M1C 1A4, Canada

¹⁹ Department of Astronomy & Astrophysics, University of Toronto, Toronto, ON M5S 3H4, Canada

²⁰ Institute of Astronomy, Madingley Road, Cambridge, CB3 0HA, UK

²¹ Astrophysics Research Centre, School of Mathematics & Physics, Queen's University Belfast, University Road, Belfast, BT7 1NN, UK

Received 12 May 2015 / Accepted 4 July 2016

ABSTRACT

Aims. We present the discovery and characterisation of the exoplanets WASP-113b and WASP-114b by the WASP surveys, SOPHIE and CORALIE.

Methods. The planetary nature of the systems was established by performing follow-up photometric and spectroscopic observations. The follow-up data were combined with the WASP-photometry and analysed with an MCMC code to obtain system parameters.

Results. The host stars WASP-113 and WASP-114 are very similar. They are both early G-type stars with an effective temperature of ~ 5900 K, $[\text{Fe}/\text{H}] \sim 0.12$, and $\log g \sim 4.1$ dex. However, WASP-113 is older than WASP-114. Although the planetary companions have similar radii, WASP-114b is almost four times heavier than WASP-113b. WASP-113b has a mass of $0.48 M_{\text{Jup}}$ and an orbital period of ~ 4.5 days; WASP-114b has a mass of $1.77 M_{\text{Jup}}$ and an orbital period of ~ 1.5 days. Both planets have inflated radii, in particular WASP-113 with a radius anomaly of $\mathcal{R} = 0.35$. The high scale height of WASP-113b (~ 950 km) makes it a good target for follow-up atmospheric observations.

Key words. planets and satellites: detection – stars: individual: WASP-113 – stars: individual: WASP-114 – techniques: radial velocities – techniques: photometric

1. Introduction

In the last few years there has been a huge increase in the number of transiting exoplanets known mainly due to the *Kepler* satellite (Borucki et al. 2010). Currently, 2600 transiting exoplanets are known and there are about one thousand unconfirmed

candidates. Transiting planet systems are especially valuable because their geometry enables us to derive accurate planetary properties (Charbonneau et al. 2000; Henry et al. 2000). Time series photometry during transit allows the estimation of the orbital inclination and the relative radii of the host star and planet. These can be combined with radial velocity measurements and

stellar parameters to derive the absolute planetary mass (e.g. Barros et al. 2011a). Hence, the bulk density of the planet can be estimated with good accuracy, giving us insight into its composition (Guillot 2005; Fortney et al. 2007), thus placing constraints on planetary structure and formation models.

Furthermore, follow-up observations of transiting planets gives further insight into their physical properties. Transmission spectroscopy, which consists of measuring the stellar light filtered through the planet's atmosphere during transit, provides information about exoplanet atmospheres (Charbonneau et al. 2002; Vidal-Madjar et al. 2003). Moreover, observation of secondary eclipses (i.e. occultations) offers the potential for directly measuring planetary emission spectra (e.g. Deming et al. 2005; Charbonneau et al. 2008; Grillmair et al. 2008). However, these follow-up observations are currently feasible only for bright stars.

There are only a few hundred transiting exoplanets around stars brighter than $V = 13$. These bright host stars enable follow-up observations to better characterise the systems. Therefore, several second generation surveys – ground-based: NGTS, MASCARA, and SPECULOOS and space-based: CHEOPS (ESA), PLATO (ESA), and TESS (NASA) – are being developed to target bright stars. The new *Kepler* satellite mission K2 (Howell et al. 2014) is making a significant scientific impact by monitoring a large number of fields and a significant number of bright stars at a photometric precision only slightly inferior to the original *Kepler* mission (e.g. Vanderburg & Johnson 2014; Barros et al. 2016).

In this paper, we report the discovery of WASP-113b and WASP-114b by SOPHIE, CORALIE, and the WASP-project (Pollacco et al. 2006), the leading ground-based transit survey which has discovered ~ 150 exoplanets around stars brighter than $V = 13$ mag. The WASP project consists of two robotic observatories: one at the Observatorio del Roque de los Muchachos, La Palma, Canary Islands, Spain, and the other at the South African Astronomical Observatory of Sutherland, South Africa.

The host stars WASP-113 and WASP-114 are similar early G-type stars. Both planets have radii $\sim 50\%$ greater than Jupiter's, but WASP-113b is less than half of Jupiter's mass while WASP-114b has almost twice the mass of Jupiter. Hence WASP-114b is 4.2 times more dense than WASP-113b. We start by describing the photometric and spectroscopic observations of both systems in Sect. 2 and present the spectroscopic characterisation of the stars in Sect. 3. In Sect. 4 we describe the system analysis and present the results. We finish by discussing our results in Sect. 5.

2. Observations

2.1. SuperWASP observations

The SuperWASP-North observatory in La Palma consists of eight cameras each with a Canon 200-mm f/1.8 lens coupled to an Andor e2v 2048 \times 2048 pixel back-illuminated charge coupled device (CCD; Pollacco et al. 2006). This configuration gives a pixel scale of $13.7''/\text{pixel}$, which corresponds to a field of view of 7.8×7.8 sq. deg per camera.

The field containing WASP-113 ($\alpha = 14:59:29.49$ $\delta = +46:57:36.4$) was observed in the period between 2011 March 30 and 2011 June 30 simultaneously by two out of the eight cameras. A total of 29 942 good points were collected for WASP-113.

The field containing WASP-114 ($\alpha = 21:50:39.74$ $\delta = +10:27:46.9$) was observed from July 2006 till November 2011.

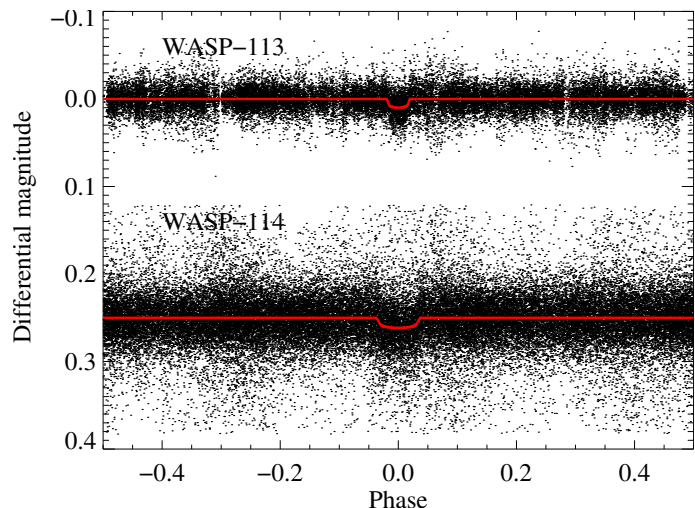


Fig. 1. SuperWASP phase folded light curve for WASP-113 (top) and WASP-114 (bottom). The best-fit transit model described in detail in Sect. 4 is overlotted. The data of WASP-114 was displaced vertically for clarity.

During this period 53 673 observations of WASP-114 were collected.

The light curves were analysed with the automatic WASP pipeline. The data are detrended using the algorithms SYSREM (Tamuz et al. 2005) and TFA (Kovács et al. 2005). Subsequently, a transit search is performed which is detailed in Collier Cameron et al. (2006, 2007). Both stars were flagged as transit candidates after passing initial tests for false positives and were recommended for follow-up observations in March 2013 and June 2012 for WASP-113 and WASP-114, respectively. The phase folded WASP light curves of WASP-113 and WASP-114 are shown in Fig. 1.

2.2. Spectroscopic follow-up

Radial velocity measurements of WASP-113 were taken with SOPHIE mounted on the 1.93 m telescope of the Observatoire de Haute Provence (Perruchot et al. 2008; Bouchy et al. 2009). A total of 20 measurements were obtained from the 21 April 2013 to the 2013 of September 16. For WASP-114 both SOPHIE and CORALIE mounted on the 1.2 m Swiss *Euler* telescope in La Silla (Baranne et al. 1996; Queloz et al. 2000; Pepe et al. 2002) were employed to obtain radial velocity measurements. Between 2013 July 13 and 2013 October 6, 18 measurements were obtained with SOPHIE and 17 with CORALIE. The data were reduced with the SOPHIE and CORALIE pipelines. The radial velocity errors account for the photon noise.

The radial velocity measurements are given in Table 1 for WASP-113 and in Table 2 for WASP-114. In Fig. 2, we show the phase folded radial velocities for WASP-113b in the top panel and WASP-114b in the bottom panel. The best-fit Keplerian model described in Sect. 4 is superimposed on the data points and we also show the residuals from the model, which show no long term trend.

We performed a bisector span analysis for both stars, which is shown in Fig. 3. For both WASP-113 and WASP-114 there are no significant variations of the bisector span with the radial velocities. This supports the planetary nature of the system since in the case of stellar activity or blended eclipsing binaries the bisector can correlate with the radial velocity measurements.

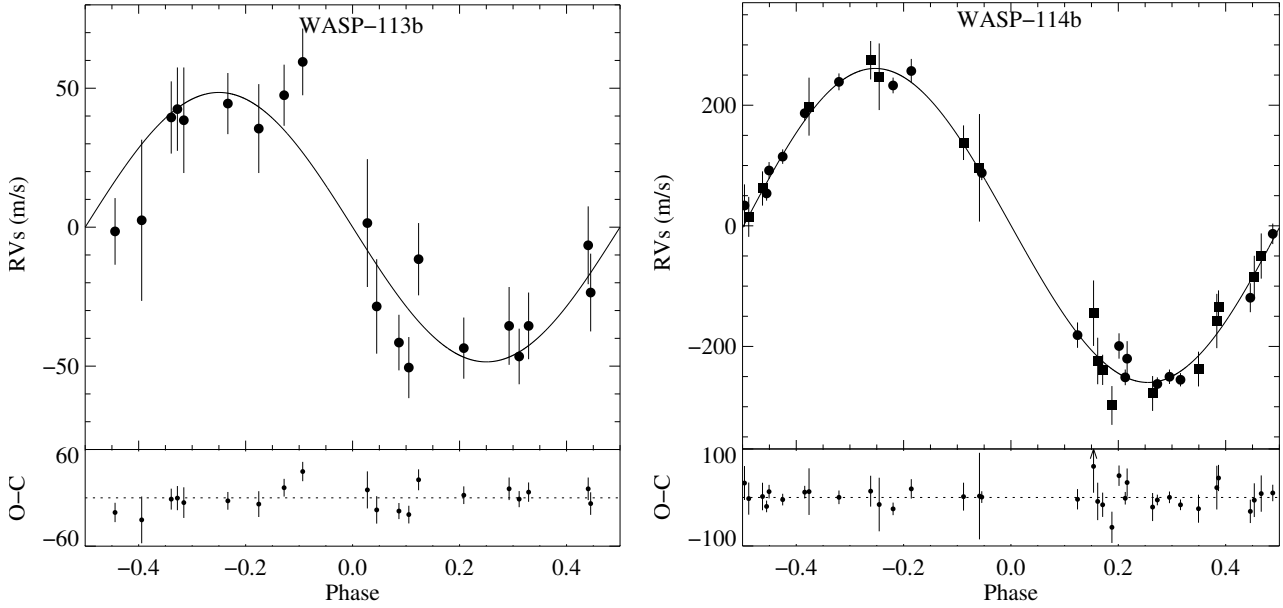


Fig. 2. Phase folded radial velocities of WASP-113 (*left*) and WASP-114 (*right*). The observations taken with SOPHIE are plotted as circles and those taken with CORALIE as squares. The overplotted black curve is the most probable fit orbital model and the residuals from these fits are also given (*bottom panel*). For WASP-113b we impose a circular orbit, while the eccentricity was left free in the model of WASP-114b.

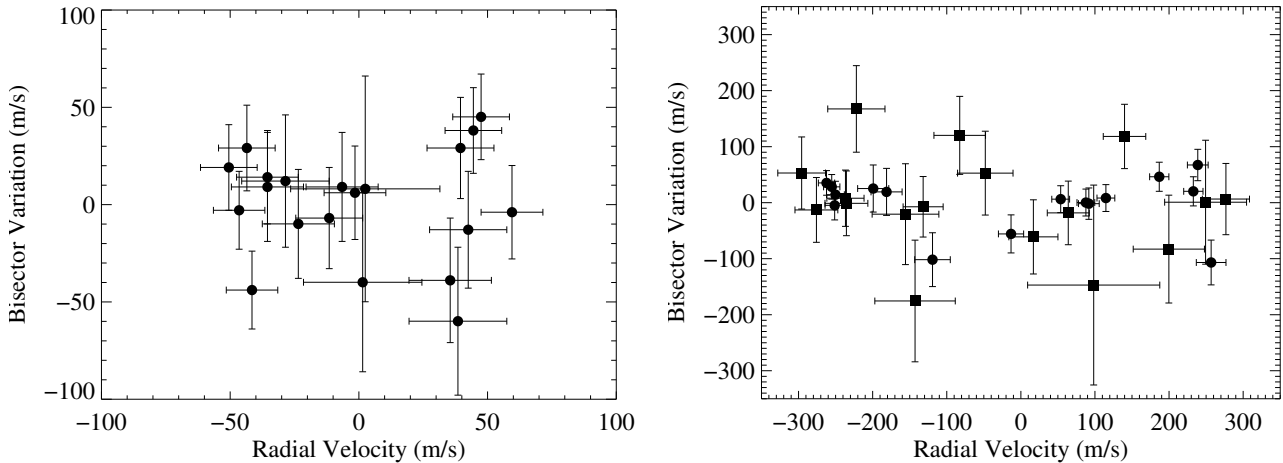


Fig. 3. Bisector span measurements as a function of radial velocity for WASP-113 (*left*) and WASP-114 (*right*). SOPHIE data are plotted as circles, while CORALIE are plotted as squares.

2.3. Photometric follow-up

To better constrain the transit shape, high precision transit light curves were obtained for both planets. Seven observations were performed for WASP-113 and six for WASP-114; they are summarised in Table 3.

2.3.1. WASP-113

Two transits of WASP-113b were observed with the Near-Infrared Transiting ExoplanetS (NITES) telescope, the first on 2014 June 06 and the second on 2015 March 10. The NITES telescope is a semi-robotic 0.4 m ($f/10$) Meade LX200GPS Schmidt-Cassegrain telescope installed at the observatorio del Roque de los Muchachos, La Palma. The telescope is mounted with a Finger Lakes Instrumentation Proline 4710 camera, containing a 1024×1024 pixel deep-depleted CCD made by e2v. The telescope has a field of view of 11×11 arcmin squared and

a pixel scale of $0.66'' \text{ pixel}^{-1}$, and a peak quantum efficiency $>90\%$ at 800 nm. For more details on the NITES Telescope see McCormac et al. (2014). For these observations, the telescope was defocused slightly to $4.0''$ FWHM and 865 images of 20 s exposure time were obtained with 5 s dead time between each. Observations were obtained without a filter. The data were bias subtracted and flat-field corrected using PyRAF¹ and the standard routines in IRAF², and aperture photometry was performed using DAOPHOT (Stetson 1987). Two nearby comparison stars were used and an aperture radius of $6.6''$ was chosen as it returned the minimum RMS scatter in the out of transit data for WASP-113 b. Initial photometric error estimates were calculated

¹ PyRAF is a product of the Space Telescope Science Institute, which is operated by AURA for NASA.

² IRAF is distributed by the National Optical Astronomy Observatories, which are operated by the Association of Universities for Research in Astronomy, Inc., under cooperative agreement with the National Science Foundation.

Table 1. Radial velocities of WASP-113 taken with SOPHIE at the OHP.

BJD	RV	$\pm 1\sigma$	V_{span}
-2 450 000	(km s ⁻¹)	(km s ⁻¹)	(km s ⁻¹)
6403.5470	-11.274	0.014	0.002
6472.3722	-11.262	0.014	-0.017
6473.4044	-11.196	0.015	-0.020
6475.3698	-11.289	0.011	0.012
6476.3875	-11.274	0.012	0.007
6477.4172	-11.240	0.012	-0.001
6478.3753	-11.194	0.011	0.031
6480.3792	-11.282	0.011	0.022
6481.4353	-11.245	0.014	0.002
6482.4367	-11.199	0.013	0.022
6483.3953	-11.191	0.011	0.038
6484.3704	-11.280	0.010	-0.051
6485.3914	-11.285	0.010	-0.010
6511.3553	-11.237	0.023	-0.047
6514.3386	-11.200	0.019	-0.067
6515.3484	-11.179	0.012	-0.011
6516.3324	-11.250	0.013	-0.014
6550.3181	-11.236	0.029	0.001
6551.3124	-11.203	0.016	-0.046
6552.3139	-11.267	0.017	0.005

using the electron noise from the target and the sky and the read noise within the aperture.

A transit was partially observed on 2014 June 6 at Oversky Observatory³. The telescope is a semi-robotic 0.355 m ($f/10$) Celestron 14-inch Schmidt-Cassegrain installed at Nerpio (1650 m), Spain. The sequence was interrupted by clouds. The telescope is mounted with Sbig Stl-1001e camera with AOL tip tilt system, containing 1024×1024 pixels ($24 \mu\text{m}$ in size). The telescope has a field of view of 20×20 arcmin squared and a pixel scale of $1.18 \sim \text{arcsec/pixel}$. Its peak quantum efficiency is larger than 72% at 775 nm. The telescope was not defocused during the acquisitions, and the exposure time was 45 s with 5 s dead time between each. Observations were obtained with a Sloan r' photometric filter. The data were dark subtracted and flat-field corrected (sky flats) using the Muniwin 2.0 software. Two nearby comparison stars and one check star were used to perform aperture photometry and obtain the final light curve.

Two partial transits were observed at Lowell Observatory. The first transit was obtained on 2015 June 6 with the 31" telescope. The observations had a 60-s exposure time in the V filter. The night was not photometric and the observations ended prematurely owing to clouds. The second transit was obtained on 2015 July 2016 with the 42" telescope. The observations had an exposure time of 7 s in the V filter. Both transits were reduced with the commercial photometry package *Canopus*⁴. This package includes a photometric catalogue with BVRI data derived from 2MASS $JHKs$ photometry (Warner 2007), as well as more traditional Sloan $griz$ and BVRI photometry catalogues. These data provide photometric zero points and colour indices (~ 0.03 mag) for the entire sky via on-chip differential photometry without the need to observe primary standards. *Canopus* returns absolute magnitudes calculated through a catalogue for all stars in the image.

³ <http://www.over-sky.fr>

⁴ <http://www.minorplanetobserver.com/MPOSoftware/MPOSoftware.htm>

Table 2. Radial velocities of WASP-114 with SOPHIE and CORALIE.

BJD	RV	$\pm 1\sigma$	V_{span}
-2 450 000	(km s ⁻¹)	(km s ⁻¹)	(km s ⁻¹)
SOPHIE OHP			
6504.6181	-2.372	0.014	0.024
6505.6035	-2.866	0.011	-0.015
6507.6168	-2.424	0.013	0.003
6508.5416	-2.862	0.013	-0.048
6509.4731	-2.354	0.020	-0.150
6510.6115	-2.519	0.014	-0.045
6513.6136	-2.624	0.017	-0.099
6514.5991	-2.792	0.021	-0.024
6515.6156	-2.378	0.013	-0.023
6516.6464	-2.730	0.024	-0.145
6533.4146	-2.873	0.011	-0.008
6534.4568	-2.523	0.012	-0.043
6535.3847	-2.557	0.012	-0.037
6536.5472	-2.861	0.012	-0.029
6538.5287	-2.496	0.012	-0.035
6550.3639	-2.831	0.029	-
6552.3575	-2.577	0.035	-
6553.4382	-2.810	0.021	-0.018
CORALIE Euler			
6486.820396	-3.201	0.032	0.034
6490.770491	-2.628	0.032	-0.013
6505.713259	-3.037	0.027	-0.026
6508.752985	-3.141	0.029	-0.020
6511.718158	-3.181	0.029	-0.032
6516.657808	-2.988	0.035	0.101
6517.754717	-3.127	0.039	0.148
6531.681814	-3.048	0.054	-0.195
6532.612125	-2.656	0.055	-0.018
6533.586138	-3.061	0.045	-0.040
6538.604777	-2.705	0.048	-0.102
6540.645293	-2.807	0.089	-0.167
6544.625775	-2.888	0.033	-0.080
6545.647037	-3.142	0.025	-0.011
6558.604624	-2.841	0.028	-0.037
6561.592328	-2.953	0.037	0.034
6571.574752	-2.765	0.029	0.099

Another partial transit was obtained with RISE-2 mounted on the 2.3 m telescope situated at Helmos observatory in Greece on 2015 July 20. The CCD size is $1\text{k} \times 1\text{k}$ pixels with pixel scale of $0.51''$ per pixel and a field of view of $9' \times 9'$ (Boumis et al. 2010). The exposure time was 5 s and the $V+R$ filter was used. The images were processed with IRAF for bias subtraction and flat fielding. The IRAF DAOPHOT package was used to perform aperture photometry of WASP-113 and the seven comparison stars.

Finally a full transit was obtained with RISE at the Liverpool Telescope on 2016 May 1. The Liverpool telescope is a 2.0 m robotic telescope located at the Observatorio del Roque de los Muchachos on La Palma. RISE is a back-illuminated, frame transfer CCD which is 1024×1024 pixels. It uses a " $V+R$ " filter and 2×2 binning of the detector for all observations. The resulting pixel scale is $1.08 \text{ arcsec/pixel}$. See Steele et al. (2008). We used 2-s exposures and defocused the telescope by 1.0 mm resulting in a target FWHM of 11.7 pix. Images are automatically bias, dark, and flat corrected by the RISE pipeline. We reduced the data with standard IRAF apphot routines using a 10 pixel (10.8 arcsec) aperture.

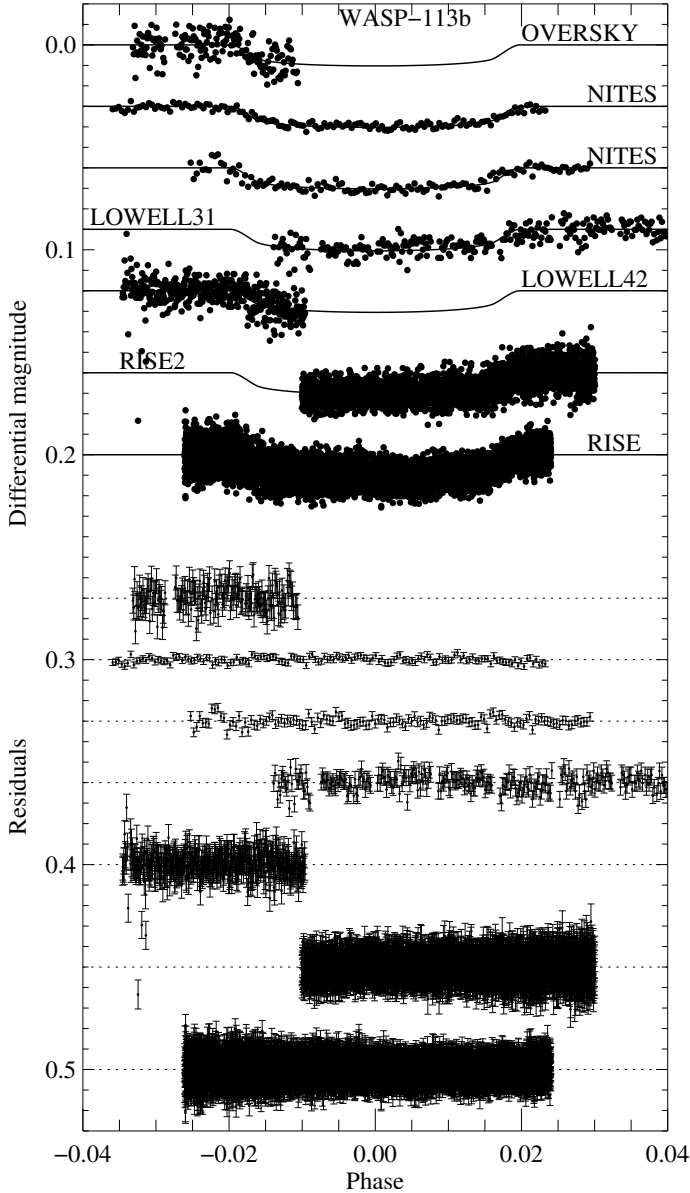


Fig. 4. Phase folded light curves of WASP-113b. *From top to bottom:* Oversky taken on 2014 June 6, NITES taken on 2014 June 6 and on 2015 March 10, Lowell 31'' taken on 2015 July 6, Lowell 42'' taken on 2015 July 16, RISE-2 taken on 2015 July 20, and RISE taken on 2016 May 1. For each transit we superimpose the best-fit transit model. The residuals for each light curve are shown in the *bottom of the figure*. The data were displaced vertically for clarity.

The seven transit light curves of WASP-113 are shown in Fig. 4. We overplot the best-fit model described in detail in Sect. 4.

2.3.2. WASP-114

For WASP-114 six transits were obtained. Two transits were obtained with the EulerCam, three transits were obtained with TRAPPIST, and one with RISE-2.

We observed one partial and one full transit of WASP-114 using EulerCam (Lendl et al. 2012) at the 1.2 m Euler-Swiss telescope located at La Silla observatory. The observations were carried out on 15 September 2013 and 06 July 2014, using an *I*-Cousins filter and exposure times of 60 and 90 s, respectively.

Table 3. Observing log for follow-up transit photometry.

Date	Telescope	Filter
WASP-113		
2014 June 06	Oversky	<i>R</i>
2014 June 06	NITES	clear
2015 March 10	NITES	clear
2015 July 06	Lowell 31''	<i>V</i>
2015 July 16	Lowell 42''	<i>V</i>
2015 July 20	RISE-2	<i>V + R</i>
2016 May 01	RISE	<i>V + R</i>
WASP-114		
2013 September 15	<i>Euler</i>	<i>I</i>
2013 September 29	TRAPPIST	<i>I + z</i>
2014 June 19	TRAPPIST	<i>I + z</i>
2014 July 6	<i>Euler</i>	<i>I</i>
2014 July 20	TRAPPIST	<i>I + z</i>
2014 August 11	RISE2	<i>R</i>

Conditions were clear during both observations with stellar FWHMs between 1.3 and 2.4 arcsec (15 September 2013) and 1.0 and 1.5 arcsec (06 July 2014). Fluxes were extracted using a photometric aperture of 6.9 arcsec radius, and relative light curves were created using carefully selected reference stars. The final light curves have a residual RMS per 5 min bin of 580 and 490 ppm, respectively.

Three transits of WASP-114b were observed with the 0.6 m TRAnsiting Planets and Planetesimals Small Telescope (TRAPPIST robotic telescope) located at ESO La Silla Observatory (Chile). The transits were observed on 29 September 2013, on 19 June 2014, and on 20 July 2014. TRAPPIST is equipped with a thermoelectrically cooled $2k \times 2k$ CCD, which has a pixel scale of 0.65 that translates into a 22×22 field of view. For details of TRAPPIST, see Gillon et al. (2011) and Jehin et al. (2011). The transits were observed in a blue-blocking filter⁵ that has a transmittance $>90\%$ from 500 nm to beyond 1000 nm. During the runs, the positions of the stars on the chip were maintained to within a few pixels thanks to a software guiding system that regularly derives an astrometric solution for the most recently acquired image and sends pointing corrections to the mount if needed. After a standard pre-reduction (bias, dark, and flatfield correction), the stellar fluxes were extracted from the images using the IRAF/DAOPHOT2 aperture photometry software (Stetson 1987). For each light curve, we tested several sets of reduction parameters and kept the one giving the most precise photometry for the stars of similar brightness to the target. After a careful selection of reference stars, the transit light curves were finally obtained using differential photometry.

One more transit of WASP114b was observed with RISE-2 mounted on the 2.3 m telescope situated at Helmos observatory in Greece and already described above. The images were processed with IRAF for bias subtraction and flat fielding. The IRAF DAOPHOT package was used to perform aperture photometry of WASP-114 and the six comparison stars. There is evidence for systematics in the light curve as was also seen in the light curves taken with RISE at the Liverpool Telescope (Barros et al. 2011b). We performed the fit with and without this light curve and confirmed that the light curve does not bias the final results.

In Fig. 5 we show the six high quality transit light curves of WASP-114. The best-fit model is also overplotted.

⁵ <http://www.astrodon.com/products/filters/exoplanet/>

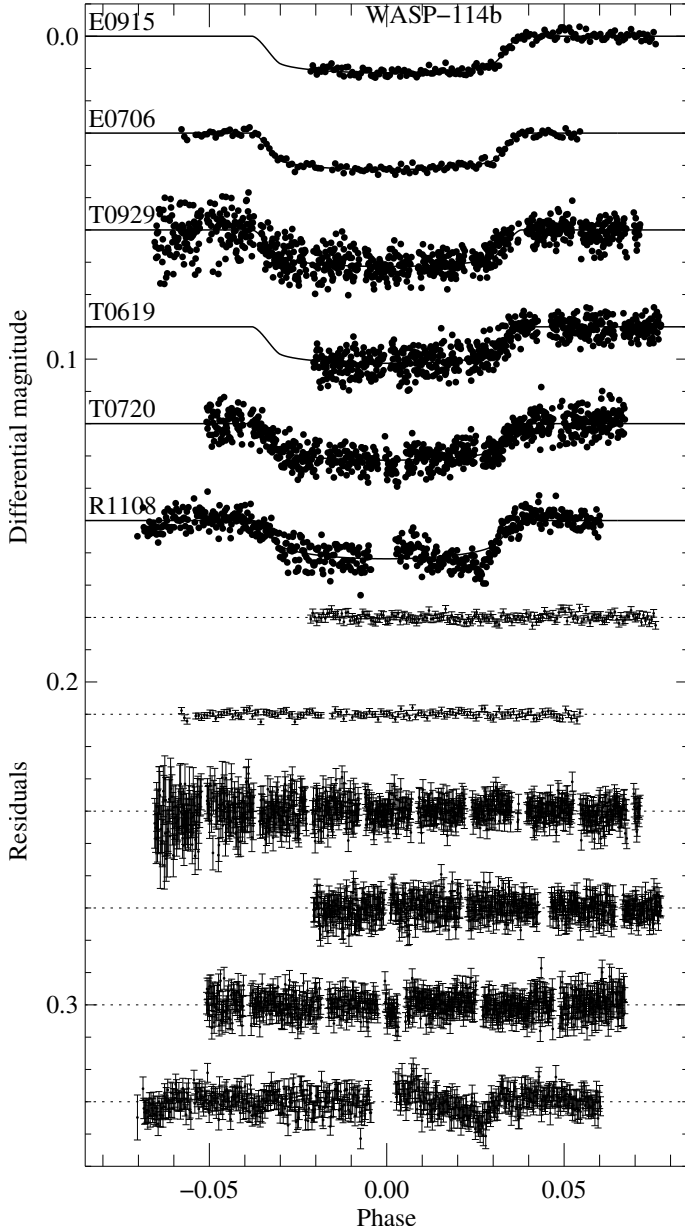


Fig. 5. Phase folded light curve of WASP-114b. *From top to bottom:* EulerCam observations taken on 2013 September 15 and 2014 July 6; TRAPPIST observations taken on 2013 September 29, 2014 June 19, and 2014 July 20; and RISE-2 observation taken on 2014 August 11. The best-fit transit model is superimposed on the transits and the residuals of the best-fit model for each light curve are shown in the bottom of the figure. The data were displaced vertically for clarity

3. Spectral characterisation of the host stars

The individual SOPHIE spectra were radial velocity corrected and co-added, giving average S/N ratios of $\sim 80:1$ for both stars. The spectral analysis was performed using the procedures detailed in [Doyle et al. \(2013\)](#).

For each star the effective temperature (T_{eff}) was obtained using the $H\alpha$ line and surface gravity ($\log g$) determined from the Na D and Mg b lines. Iron abundances were obtained from the analysis of equivalent width measurements of several unblended Fe I lines. Projected rotation velocities ($v \sin I$) were determined by fitting the profiles of the Fe I lines after convolving with the instrumental resolution ($R = 75\,000$) and a macroturbulent velocity adopted from the calibration of

Table 4. Stellar parameters of WASP-113 and WASP114 from spectroscopic analysis.

Parameter	WASP-113	WASP-114
RA(J2000)	14:59:29.49	21:50:39.74
Dec(J2000)	+46:57:36.4	+10:27:46.9
V [mag]	11.771 ± 0.045	12.743 ± 0.148
T_{eff} [K]	5890 ± 140	5940 ± 140
$\log g$ [cgs]	4.2 ± 0.1	4.3 ± 0.1
[Fe/H]	0.10 ± 0.09	0.14 ± 0.07
$v \sin I$ [km s^{-1}]	6.8 ± 0.7	6.4 ± 0.7
$\log A(\text{Li})$	2.03 ± 0.12	1.77 ± 0.12
Spectral type	G1	G0
Distance [pc]	360 ± 70	460 ± 80

Notes. Spectral type estimated from T_{eff} and Table B1 of [Gray \(2008\)](#).

[Doyle et al. \(2014\)](#). We also estimated $v \sin I$ from the CCF using the procedure of [Boisse et al. \(2010\)](#) and found consistent results: $5.8 \pm 0.1 \text{ km s}^{-1}$ and $4.7 \pm 0.1 \text{ km s}^{-1}$ for WASP-113 and WASP-114, respectively.

Furthermore, we estimated the spectral type using T_{eff} and Table B1 of [Gray \(2008\)](#). The derived stellar parameters for WASP-113 and WASP-114 are given in Table 4. We find that the stellar parameters of WASP-113 and WASP-114 are very similar.

3.1. Stellar age

Combining the $v \sin i$ with the stellar radius we derive an upper limit to the stellar rotation period of 10.56 ± 1.8 days and 9.96 ± 1.73 days for WASP-113 and WASP-114, respectively. These allow us to derive an upper limit to the gyrochronological age of $1.04^{+0.49}_{-0.23}$ Gyr for WASP-113 and $0.98^{+0.51}_{-0.31}$ Gyr for WASP-114 using [Barnes & Kim \(2010\)](#). However, the lithium abundance suggests an age of ~ 5 Gyr for both stars ([Sestito & Randich 2005](#)). A discrepancy between the age indicators is not unusual ([Brown 2014; Maxted et al. 2015](#)); however, the reason is still not clear.

A more precise constraint on the age can be obtained by using theoretical stellar models. We follow the procedure of [Brown \(2014\)](#) using three sets of stellar models: the Padova models of [Marigo et al. \(2008\)](#) and [Bressan et al. \(2012\)](#), the Yonsei-Yale (YY) isochrones of [Demarque et al. \(2004\)](#), and the Dartmouth Stellar Evolution Database (DSED) models of [Dotter et al. \(2008\)](#). We use the values of T_{eff} and [Fe/H] derived from the spectroscopic analyses and the transit derived stellar density whose derivation is explained in the next section. For WASP-113 we found an age of $6.4^{+2}_{-10.9}$ Gyr, $5.1^{+3.3}_{-1.7}$ Gyr, and $7.2^{+2.9}_{-3.1}$ Gyr respectively for the models of Padova, YY, and DSED. In the left panel of Fig. 6 we show the isochrones and mass tracks for WASP-113 for the YY models. According to these models WASP-113 has a mass of $1.19^{+0.10}_{-0.13} M_{\odot}$, which is very close to the critical mass for the stellar cores to become convective. Owing to the convective cores, the evolution and consequently the shape of the evolutionary tracks for higher mass stars is significantly different from lower mass stars, as can be seen in this figure. In this region of the parameter space details on the treatment of convective overshooting become important and the uncertainty in the stellar age and mass are higher. We find that WASP-113 is at the end of its main sequence life and could be already in the hydrogen-shell burning phase. For WASP-114 we obtained an age of $3.9^{+2.4}_{-2.3}$ Gyr, $4.2^{+1.7}_{-1.4}$ Gyr, and $4.9^{+3.1}_{-2.7}$ Gyr respectively for the models of Padova, YY, and DSED, which

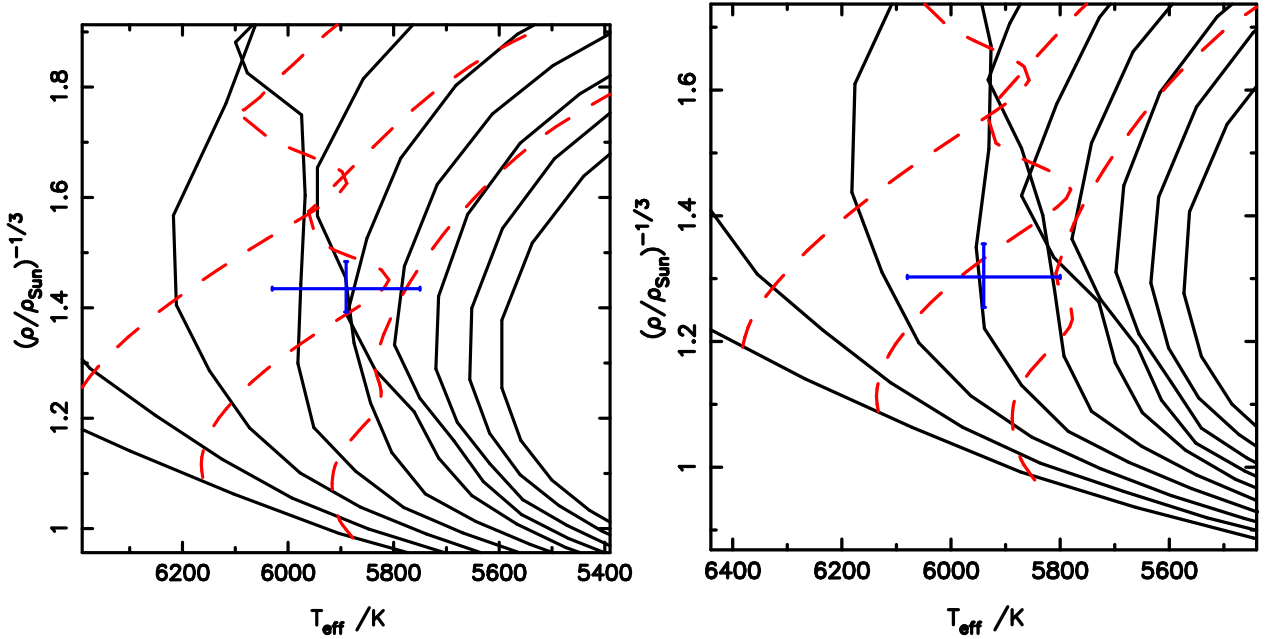


Fig. 6. Modified H-R diagrams for WASP-113 on the *left* and WASP-114 on the *right*. We display the stellar models of YY (Demarque et al. 2004). The isochrones are shown solid black line (for 1, 2, 3, 4, 5, 6, 7, 8, 9, 10 Gyr old stars from left to right) and the mass tracks in red (from left to right we show 1.3, 1.2, and 1.1 M_{\odot}) for the corresponding metallicity given in Table 4.

agrees with the age estimate from the lithium abundance. The isochrones and mass tracks for WASP-114 are shown in the right panel of Fig. 6. According to the models WASP-114 also has a mass close to the critical limit $1.18 \pm 0.10 M_{\odot}$, but the star is younger than WASP-113. WASP-114 is still in the middle of its main sequence life where the differences between the evolution of lower mass and higher mass stars are smaller.

4. Derivation of the system parameters

To derive the system parameters we used an updated version of the Markov chain Monte Carlo (MCMC) fitting procedure described by Collier Cameron et al. (2007) and Pollacco et al. (2008). The photometry and the radial velocity measurements are fitted simultaneously. The transit model is based on the Mandel & Agol (2002) model parametrised by the transit epoch T_0 , orbital period P , impact parameter b , transit duration T_T , and squared ratio of planet radius to star radius $(R_p/R_*)^2$. For each photometric data set, we include the non-linear limb darkening coefficients for the respective filter based on the tables of Claret (2000, 2004). The host star's reflex motion is modelled with a Keplerian parametrised by the centre-of-mass velocity γ , the radial velocity amplitude K , an offset between SOPHIE and CORALIE, $\sqrt{e} \cos(\omega)$ and $\sqrt{e} \sin(\omega)$, where e is the orbital eccentricity and ω the longitude of the periastron. The parameters $\sqrt{e} \cos(\omega)$ and $\sqrt{e} \sin(\omega)$ are used in order to impose a uniform prior in the eccentricity.

The Torres et al. (2010) empirical calibration is used to estimate the stellar mass and radius from the spectroscopic derived T_{eff} and $[\text{Fe}/\text{H}]$, and from the ρ_* measured from the transit as described in Enoch et al. (2010). In general the Torres et al. (2010) empirical calibration was found to be in good agreement with stellar models and it has the advantage that it can be directly used in the transit fitting procedure. For our case we also find a good agreement between the stellar mass derived using the Torres et al. (2010) empirical calibration and that estimated using the stellar models.

The system parameters for WASP-113 and WASP-114 and the 1σ uncertainties derived from the MCMC analysis are given in Table 5. For both WASP-113 and WASP-114 the transits allow a good constraint on the stellar density. Moreover, the transit derived $\log g$ (for WASP113 $\log g = 4.14 \pm 0.05$, for WASP114 $\log g = 4.24 \pm 0.03$) agrees well with the spectroscopic measured $\log g$ (Table 4). We find that although both stars have a similar mass, WASP-113 has a lower density and larger radius confirming that WASP-113 is more evolved than WASP-114.

We find a hint of eccentricity for WASP-113 of $0.16^{+0.12}_{-0.10}$, not significant at 2σ . The Lucy and Sweeney test (Lucy & Sweeney 1971) gives a high probability of the eccentricity occurring by chance. Since this value of the eccentricity consistent with zero is actually non-zero it affects the transit derived stellar density changing it by slightly more than 1σ and biasing the system parameters. Therefore, we force a circular orbit for WASP-113b.

For WASP-114, the eccentricity was found to be $0.01^{+0.02}_{-0.01}$, hence a circular orbit is favoured. However, in this case the eccentricity is much better constrained and the system parameters are not biased. The values of the parameters agree within 0.1σ for the circular and eccentric case and hence we adopt the eccentric model to obtain more reliable parameter uncertainties which are slightly bigger when the eccentricity is left free.

We conclude that WASP-113b is a $0.475 M_{\text{Jup}}$ planet with a $1.409 R_{\text{Jup}}$ radius and a low density $0.172 \rho_J$ in a 4.54217-day orbit and WASP-114b is a $1.769 M_{\text{Jup}}$ giant planet with a $1.339 R_{\text{Jup}}$ radius and a density of $0.73 \rho_J$ in a 1.54877-day orbit.

5. Discussion

We present the discovery and characterisation of WASP-113b, a hot Jupiter in a 4.5-day orbit around a G1-type star, and of WASP-114b, a hot Jupiter in a 1.5-day orbit around a G0 star. WASP-113, with $T_{\text{eff}} = 5890$ K, $\log g = 4.2$, and $[\text{Fe}/\text{H}] = 0.10$, is orbited by a $0.475 M_{\text{Jup}}$ planet with a radius of $1.409 R_{\text{Jup}}$ and hence a density of $0.172 \rho_J$. WASP-114 has a $T_{\text{eff}} = 5940$ K, $\log g = 4.3$, and $[\text{Fe}/\text{H}] = 0.14$, and the planetary companion

Table 5. WASP-113 and WASP-114 system parameters.

Parameter	WASP-113	WASP-114
Transit epoch T_0 [HJD]	2 457 197.097459 \pm 0.000040	2 456 667.73582 \pm 0.00021
Orbital period P [days]	4.54216874538 \pm 0.0000042	1.5487743 ^{+0.0000012} _{-0.0000091}
Planet/star area ratio $(R_p/R_*)^2$	0.00809 \pm 0.00028	0.00927 \pm 0.00016
Transit duration T_T [days]	0.1791 \pm 0.0019	0.11592 \pm 0.00079
Impact parameter b [R_*]	0.486 ^{+0.063} _{-0.14}	0.457 ^{+0.052} _{-0.054}
Orbital inclination I [deg]	86.46 ^{+1.2} _{-0.64}	83.96 \pm 0.90
Stellar reflex velocity K [m s ⁻¹]	48.74 \pm 5.2	260.6 \pm 5.4
Orbital semi-major axis a [au]	0.05885 \pm 0.00010	0.02851 \pm 0.00039
Orbital eccentricity e	fixed = 0	0.012 ^{+0.022} _{-0.009}
Longitude of periastron ω [°]	fixed = 0	-71. ⁺¹⁵⁰ ₋₃₅
Stellar mass M_* [M_\odot]	1.318 \pm 0.069	1.289 \pm 0.053
Stellar radius R_* [R_\odot]	1.608 ^{+0.090} _{-0.12}	1.43 \pm 0.060
Stellar density ρ_* [ρ_\odot]	0.317 ^{+0.072} _{-0.039}	0.439 ^{+0.050} _{-0.041}
Planet mass M_p [M_{Jup}]	0.475 ^{+0.054} _{-0.052}	1.769 \pm 0.064
Planet radius R_p [R_{Jup}]	1.409 ^{+0.096} _{-0.14}	1.339 \pm 0.064
Planet density ρ_p [ρ_J]	0.172 ^{+0.055} _{-0.034}	0.73 \pm 0.10
Planet surface gravity $\log g_p$ [cgs]	2.744 ^{+0.081} _{-0.072}	3.353 \pm 0.036
Planet temperature T_{eq} [K]	1496 \pm 60	2043 \pm 58

is more massive with a mass of $1.769 M_{\text{Jup}}$ and a radius of $1.339 R_{\text{Jup}}$ and hence a density of $0.73 \rho_J$.

A circular orbit is preferred for both planets, which is not surprising given that the circularisation timescale (Goldreich & Soter 1966; Bodenheimer et al. 2001) is much shorter than the age of the host stars. Using Eq. (2) in Bodenheimer et al. (2001) and assuming $Q_p = 10^5$ – 10^6 (Levrard et al. 2009), we compute the circularisation timescale for WASP-113b, $\tau_{\text{cir}} = 0.016$ – 0.16 Gyr, and for WASP-114b, $\tau_{\text{cir}} = 0.00073$ – 0.0073 Gyr. These are much shorter than the host stars ages derived from spectra (~ 6.2 Gyr and ~ 4.3 Gyr for WASP-113 and WASP-114, respectively), thus favouring circular orbits.

The mass–radius relationship for giant planets depends on their internal composition since heavier elements decrease the planetary radius. Assuming the coreless models of Fortney et al. (2007) we estimated a radius of $1.05 R_{\text{Jup}}$ for WASP-113b and $1.15 R_{\text{Jup}}$ for WASP-114b. Both these predicted radii are more than 2σ smaller than the radii measured for the planets in our analysis. Hence, we conclude that the planets are inflated. Following Laughlin et al. (2011) we compute a radius anomaly, $\mathfrak{R} = 0.35$, for WASP-113b and $\mathfrak{R} = 0.189$ for WASP-114b. Recently it has become clear that regardless of the nature of the inflation mechanism, there is a clear correlation between the stellar incident flux and the radius anomaly (Laughlin et al. 2011; Weiss et al. 2013). Furthermore,

giant planets that receive modest stellar flux do not show a radius anomaly (Demory & Seager 2011). At first glance the radius anomaly of WASP-113b and WASP-114b seem to contradict this correlation since the effective temperature of WASP-114b is higher than WASP-113b. In fact, WASP-113b has a radius anomaly above the mean relationship proposed by Laughlin et al. (2011; $\mathfrak{R} \propto T_{\text{equ}}^{1.4}$), while WASP-114b has a radius anomaly slightly lower than this mean scaling relationship. However, other exoplanets share the same properties as WASP-113b and WASP-114b, and the differences of radius anomaly can be explained by the planetary mass. WASP-114 is 3.7 times more massive than WASP-113. Therefore, it probably has a much higher amount of planetary heavy elements and its higher gravitational binding energy counteracts the inflation. The known exoplanets in the mass range of $0.5 M_\odot$ and $1.5 M_\odot$ have the largest known radii (Lopez & Fortney 2016) in agreement with the higher radius anomaly of WASP-113b.

There are several theories to explain the inflated radii in hot Jupiters: tidal heating (Bodenheimer et al. 2001), enhanced atmospheric opacities (Burrows et al. 2007), kinetic heating due to winds (Guillot & Showman 2002), and ohmic dissipation (Batygin et al. 2011). The last two are mechanisms related to incident stellar flux and are favoured by the recent reported correlation. However, there is no theory capable of explaining all the measured radius anomalies (e.g. Spiegel & Burrows 2013). Owing to the old age of both WASP-113 and WASP-114 compared

with the circularisation timescale, tidal heating would not be expected to play an important role, hence a combination of the other mechanisms is more likely.

WASP-113 is at the end of its main sequence life. We estimate that owing the expansion of the star after the end of the main sequence the planet will be engulfed in ~ 1.4 Gyr. The response of the planetary radius to the increase in the stellar radius and stellar luminosity will distinguish mechanisms that are directly capable of inflating the planet from those that only slow down the cooling exoplanets (Lopez & Fortney 2016). An alternative to this long wait is to search for hot Jupiters with periods of 10–30 days around evolved stars (Lopez & Fortney 2016).

Follow-up observations of these planets can help shed light on the radius anomaly and on the atmospheric composition of these planets. The large scale-height of WASP-113b, ~ 950 km, and its relatively bright host star, $V = 11.8$, makes it a good target for transmission spectroscopy observations to probe its atmospheric composition. The scale height of WASP-114b is smaller (~ 310 km) and combined with its fainter host star would make atmospheric studies more challenging.

Acknowledgements. The WASP Consortium consists of astronomers primarily from Queen’s University Belfast, St Andrews, Keele, Leicester, The Open University, Isaac Newton Group La Palma, and Instituto de Astrofísica de Canarias. The SuperWASP-N camera is hosted by the Isaac Newton Group on La Palma. We are grateful for their support and assistance. Funding for WASP comes from consortium universities and from the UK’s Science and Technology Facilities Council. Based on observations made at Observatoire de Haute-Provence (CNRS), France, and at the ESO La Silla Observatory (Chile) with the CORALIE Echelle spectrograph mounted on the Swiss telescope. We thank the staff at Haute-Provence Observatory. S.C.C.B. acknowledges support by grant 98761 from CNES and the Fundação para a Ciência e a Tecnologia (FCT) through the Investigador FCT Contract No. IF/01312/2014 and the grant reference PTDC/FIS-AST/1526/2014. D.J.A., D.P., and C.W. acknowledge funding from the European Union Seventh Framework programme (FP7/2007–2013) under grant agreement No. 313014 (ETA-EARTH). The Swiss Euler Telescope is operated by the University of Geneva, and is funded by the Swiss National Science Foundation. The Aristarchos telescope is operated on Helmos Observatory by the Institute for Astronomy, Astrophysics, Space Applications and Remote Sensing of the National Observatory of Athens. TRAPPIST is a project funded by the Belgian Fund for Scientific Research (Fond National de la Recherche Scientifique, F.R.S-FNRS) under grant FRFC 2.5.594.09.F, with the participation of the Swiss National Science Foundation (SNF). M. Gillon and E. Jehin are FNRS Research Associates. L. Delrez acknowledges support of the F.R.I.A. fund of the FNRS.

References

Baranne, A., Queloz, D., Mayor, M., et al. 1996, *A&AS*, **119**, 373
 Barnes, S. A., & Kim, Y.-C. 2010, *ApJ*, **721**, 675
 Barros, S. C. C., Faedi, F., Collier Cameron, A., et al. 2011a, *A&A*, **525**, A54
 Barros, S. C. C., Pollacco, D. L., Gibson, N. P., et al. 2011b, *MNRAS*, **416**, 2593
 Barros, S. C. C., Demangeon, O., & Deleuil, M. 2016, *A&A*, in press, DOI: 10.1051/0004-6361/201628902
 Batygin, K., Stevenson, D. J., & Bodenheimer, P. H. 2011, *ApJ*, **738**, 1
 Bodenheimer, P., Lin, D. N. C., & Mardling, R. A. 2001, *ApJ*, **548**, 466
 Boisse, I., Eggenberger, A., Santos, N. C., et al. 2010, *A&A*, **523**, A88
 Borucki, W. J., Koch, D., Basri, G., et al. 2010, *Science*, **327**, 977

Bouchy, F., Hébrard, G., Udry, S., et al. 2009, *A&A*, **505**, 853
 Boumis, P., Pollacco, D., Steele, I., et al. 2010, in 9th International Conference of the Hellenic Astronomical Society, eds. K. Tsinganos, D. Hatzidimitriou, & T. Matsakos, ASP Conf. Ser., 424, 426
 Bressan, A., Marigo, P., Girardi, L., et al. 2012, *MNRAS*, **427**, 127
 Brown, D. J. A. 2014, *MNRAS*, **442**, 1844
 Burrows, A., Hubeny, I., Budaj, J., & Hubbard, W. B. 2007, *ApJ*, **661**, 502
 Charbonneau, D., Brown, T. M., Latham, D. W., & Mayor, M. 2000, *ApJ*, **529**, L45
 Charbonneau, D., Brown, T. M., Noyes, R. W., & Gilliland, R. L. 2002, *ApJ*, **568**, 377
 Charbonneau, D., Knutson, H. A., Barman, T., et al. 2008, *ApJ*, **686**, 1341
 Claret, A. 2000, *A&A*, **363**, 1081
 Claret, A. 2004, *A&A*, **428**, 1001
 Collier Cameron, A., Pollacco, D., Street, R. A., et al. 2006, *MNRAS*, **373**, 799
 Collier Cameron, A., Wilson, D. M., West, R. G., et al. 2007, *MNRAS*, **380**, 1230
 Demarque, P., Woo, J., Kim, Y., & Yi, S. K. 2004, *ApJS*, **155**, 667
 Deming, D., Seager, S., Richardson, L. J., & Harrington, J. 2005, *Nature*, **434**, 740
 Demory, B.-O., & Seager, S. 2011, *ApJS*, **197**, 12
 Dotter, A., Chaboyer, B., Jevremović, D., et al. 2008, *ApJS*, **178**, 89
 Doyle, A. P., Smalley, B., Maxted, P. F. L., et al. 2013, *MNRAS*, **428**, 3164
 Doyle, A. P., Davies, G. R., Smalley, B., Chaplin, W. J., & Elsworth, Y. 2014, *MNRAS*, **444**, 3592
 Enoch, B., Collier Cameron, A., Parley, N. R., & Hebb, L. 2010, *A&A*, **516**, A33
 Fortney, J. J., Marley, M. S., & Barnes, J. W. 2007, *ApJ*, **659**, 1661
 Gillon, M., Jehin, E., Magain, P., et al. 2011, in EPJ Web Conf., **11**, 6002
 Goldreich, P., & Soter, S. 1966, *Icarus*, **5**, 375
 Gray, D. F. 2008, *The Observation and Analysis of Stellar Photospheres* (Cambridge, UK: CUP)
 Grillmair, C. J., Burrows, A., Charbonneau, D., et al. 2008, *Nature*, **456**, 767
 Guillot, T. 2005, *Ann. Rev. Earth Planet. Sci.*, **33**, 493
 Guillot, T., & Showman, A. P. 2002, *A&A*, **385**, 156
 Henry, G. W., Marcy, G. W., Butler, R. P., & Vogt, S. S. 2000, *ApJ*, **529**, L41
 Howell, S. B., Sobek, C., Haas, M., et al. 2014, *PASP*, **126**, 398
 Jehin, E., Gillon, M., Queloz, D., et al. 2011, *The Messenger*, **145**, 2
 Kovács, G., Bakos, G., & Noyes, R. W. 2005, *MNRAS*, **356**, 557
 Laughlin, G., Crismani, M., & Adams, F. C. 2011, *ApJ*, **729**, L7
 Lendl, M., Anderson, D. R., Collier-Cameron, A., et al. 2012, *A&A*, **544**, A72
 Levrard, B., Winisdoerffer, C., & Chabrier, G. 2009, *ApJ*, **692**, L9
 Lopez, E. D., & Fortney, J. J. 2016, *ApJ*, **818**, 4
 Lucy, L. B., & Sweeney, M. A. 1971, *AJ*, **76**, 544
 Mandel, K., & Agol, E. 2002, *ApJ*, **580**, L171
 Marigo, P., Girardi, L., Bressan, A., et al. 2008, *A&A*, **482**, 883
 Maxted, P. F. L., Serenelli, A. M., & Southworth, J. 2015, *A&A*, **577**, A90
 McCormac, J., Skillen, I., Pollacco, D., et al. 2014, *MNRAS*, **438**, 3383
 Pepe, F., Mayor, M., Galland, F., et al. 2002, *A&A*, **388**, 632
 Perruchot, S., Kohler, D., Bouchy, F., et al. 2008, in SPIE Conf. Ser., 7014
 Pollacco, D. L., Skillen, I., Collier Cameron, A., et al. 2006, *PASP*, **118**, 1407
 Pollacco, D., Skillen, I., Collier Cameron, A., et al. 2008, *MNRAS*, **385**, 1576
 Queloz, D., Mayor, M., Weber, L., et al. 2000, *A&A*, **354**, 99
 Sestito, P., & Randich, S. 2005, *A&A*, **442**, 615
 Spiegel, D. S., & Burrows, A. 2013, *ApJ*, **772**, 76
 Steele, I. A., Bates, S. D., Gibson, N., et al. 2008, in SPIE Conf. Ser., 7014
 Stetson, P. B. 1987, *PASP*, **99**, 191
 Tamuz, O., Mazeh, T., & Zucker, S. 2005, *MNRAS*, **356**, 1466
 Torres, G., Andersen, J., & Giménez, A. 2010, *A&ARv*, **18**, 67
 Vanderburg, A., & Johnson, J. A. 2014, *PASP*, **126**, 948
 Vidal-Madjar, A., Lecavelier des Etangs, A., Désert, J., et al. 2003, *Nature*, **422**, 143
 Warner, B. D. 2007, *Minor Planet Bulletin*, **34**, 113
 Weiss, L. M., Marcy, G. W., Rowe, J. F., et al. 2013, *ApJ*, **768**, 14