



**HAL**  
open science

## Discovery of massive, mostly star formation quenched galaxies with extremely large Ly $\alpha$ equivalent widths at $z$ similar to 3

Yoshiaki Taniguchi, Masaru Kajisawa, Masakazu A. R. Kobayashi, Tohru Nagao, Yasuhiro Shioya, Nick Z. Scoville, David B. Sanders, Peter L. Capak, Anton M. Koekemoer, Sune Toft, et al.

### ► To cite this version:

Yoshiaki Taniguchi, Masaru Kajisawa, Masakazu A. R. Kobayashi, Tohru Nagao, Yasuhiro Shioya, et al.. Discovery of massive, mostly star formation quenched galaxies with extremely large Ly $\alpha$  equivalent widths at  $z$  similar to 3. *The Astrophysical journal letters*, 2015, 809 (1), 10.1088/2041-8205/809/1/L7 . hal-01439952

**HAL Id: hal-01439952**

**<https://hal.science/hal-01439952>**

Submitted on 15 Nov 2018

**HAL** is a multi-disciplinary open access archive for the deposit and dissemination of scientific research documents, whether they are published or not. The documents may come from teaching and research institutions in France or abroad, or from public or private research centers.

L'archive ouverte pluridisciplinaire **HAL**, est destinée au dépôt et à la diffusion de documents scientifiques de niveau recherche, publiés ou non, émanant des établissements d'enseignement et de recherche français ou étrangers, des laboratoires publics ou privés.



Distributed under a Creative Commons Attribution 4.0 International License

# DISCOVERY OF MASSIVE, MOSTLY STAR FORMATION QUENCHED GALAXIES WITH EXTREMELY LARGE Ly $\alpha$ EQUIVALENT WIDTHS AT $z \sim 3$ \*

YOSHIAKI TANIGUCHI<sup>1</sup>, MASARU KAJISAWA<sup>1,2</sup>, MASAKAZU A. R. KOBAYASHI<sup>1</sup>, TOHRU NAGAO<sup>1</sup>, YASUHIRO SHIOYA<sup>1</sup>,  
NICK Z. SCOVILLE<sup>3</sup>, DAVID B. SANDERS<sup>4</sup>, PETER L. CAPAK<sup>3,5</sup>, ANTON M. KOEKEMOER<sup>6</sup>, SUNE TOFT<sup>7</sup>, HENRY J. MCCrackEN<sup>8</sup>,  
OLIVIER LE FÈVRE<sup>9</sup>, LIDIA TAsCA<sup>9</sup>, KARTIK SHETH<sup>10</sup>, ALVIO RENZINI<sup>11</sup>, SIMON LILLY<sup>12</sup>, MARCELLA CAROLLO<sup>12</sup>,  
KATARINA KOVAČ<sup>12</sup>, OLIVIER ILBERT<sup>9</sup>, EVA SCHINNERER<sup>13</sup>, HAI FU<sup>14</sup>, LAURENCE TRESSE<sup>9</sup>,  
RICHARD E. GRIFFITHS<sup>15</sup>, AND FRANCESCA CIVANO<sup>16,17</sup>

<sup>1</sup> Research Center for Space and Cosmic Evolution, Ehime University, Bunkyo-cho, Matsuyama 790-8577, Japan; [tani@cosmos.phys.sci.ehime-u.ac.jp](mailto:tani@cosmos.phys.sci.ehime-u.ac.jp)

<sup>2</sup> Graduate School of Science and Engineering, Ehime University, Bunkyo-cho, Matsuyama 790-8577, Japan

<sup>3</sup> Department of Astronomy, California Institute of Technology, MS 105-24, Pasadena, CA 91125, USA

<sup>4</sup> Institute for Astronomy, University of Hawaii, 2680 Woodlawn Drive, Honolulu, HI 96822, USA

<sup>5</sup> Spitzer Science Center, California Institute of Technology, Pasadena, CA 91125, USA

<sup>6</sup> Space Telescope Science Institute, 3700 San Martin Drive, Baltimore, MD 21218, USA

<sup>7</sup> Dark Cosmology Centre, Niels Bohr Institute, University of Copenhagen, Juliane Mariesvej 30, DK-2100 Copenhagen, Denmark

<sup>8</sup> Institut d'Astrophysique de Paris, UMR7095 CNRS, Université Pierre et Marie Curie, 98 bis Boulevard Arago, F-75014 Paris, France

<sup>9</sup> Aix Marseille Université, CNRS, LAM (Laboratoire d'Astrophysique de Marseille), UMR 7326, F-13388 Marseille, France

<sup>10</sup> National Radio Astronomy Observatory, 520 Edgemont Road, Charlottesville, VA 22903, USA

<sup>11</sup> Dipartimento di Astronomia, Università di Padova, vicolo dell'Osservatorio 2, I-35122 Padua, Italy

<sup>12</sup> Department of Physics, ETH Zurich, 8093 Zurich, Switzerland

<sup>13</sup> MPI for Astronomy, Königstuhl 17, D-69117 Heidelberg, Germany

<sup>14</sup> Department of Physics & Astronomy, University of Iowa, Iowa City, IA 52245, USA

<sup>15</sup> Physics & Astronomy, University of Hawaii at Hilo, STB-216, Hilo, HI 96720, USA

<sup>16</sup> Yale Center for Astronomy and Astrophysics, 260 Whitney Avenue, New Haven, CT 06520, USA

Smithsonian Astrophysical Observatory, 60 Garden Street, Cambridge, MA 02138, USA

## ABSTRACT

We report a discovery of six massive galaxies with both extremely large Ly $\alpha$  equivalent widths (EWs) and evolved stellar populations at  $z \sim 3$ . These Massive Extremely Strong Ly $\alpha$  emitting Objects (MAESTLOs) have been discovered in our large-volume systematic survey for strong Ly $\alpha$  emitters (LAEs) with 12 optical intermediate-band data taken with *Subaru*/Suprime-Cam in the COSMOS field. Based on the spectral energy distribution fitting analysis for these LAEs, it is found that these MAESTLOs have (1) large rest-frame EWs of EW<sub>0</sub> (Ly $\alpha$ )  $\sim 100\text{--}300 \text{ \AA}$ , (2)  $M_{\star} \sim 10^{10.5}\text{--}10^{11.1} M_{\odot}$ , and (3) relatively low specific star formation rates of  $\text{SFR}/M_{\star} \sim 0.03\text{--}1 \text{ Gyr}^{-1}$ . Three of the six MAESTLOs have extended Ly $\alpha$  emission with a radius of several kiloparsecs, although they show very compact morphology in the *HST*/ACS images, which correspond to the rest-frame UV continuum. Since the MAESTLOs do not show any evidence for active galactic nuclei, the observed extended Ly $\alpha$  emission is likely to be caused by a star formation process including the superwind activity. We suggest that this new class of LAEs, MAESTLOs, provides a missing link from star-forming to passively evolving galaxies at the peak era of the cosmic star formation history.

*Key words:* cosmology: observations – early universe – galaxies: evolution – galaxies: formation – galaxies: high-redshift

## 1. INTRODUCTION

Most of the massive galaxies in the present universe are passively evolving galaxies with little ongoing star formation (e.g., Kauffmann et al. 2003). In the current understanding of galaxy evolution, massive galaxies are considered to have evolved more rapidly than less massive systems in the earlier universe: the so-called downsizing evolution of galaxies (Cowie et al. 1996). These massive galaxies have formed their stars actively by a cosmic age of a few Gyr (redshift  $z \sim 2\text{--}3$ ), when the cosmic star formation rate (SFR) density peaked (e.g., Bouwens et al. 2011). After this epoch, their star formation

stopped and they passively evolved into the elliptical galaxies seen today. However, the quenching mechanism of star formation in these massive galaxies has not yet been understood because the process may have occurred in a relatively short timescale, making it difficult to observe such events (e.g., Renzini 2009; Peng et al. 2010; Durkalec et al. 2015; Mancini et al. 2015).

To seek star-forming galaxies in the young universe, hydrogen Ly $\alpha$  emission provides the most useful tool. Therefore, many searches for redshifted Ly $\alpha$  emission have resulted in the discovery of young galaxies beyond  $z \sim 7$ , corresponding to a cosmic age of  $\lesssim 750 \text{ Myr}$  (Ono et al. 2012; Shibuya et al. 2012; Finkelstein et al. 2013; Konno et al. 2014; Schenker et al. 2014). Among such Ly $\alpha$  emitting galaxies (Ly $\alpha$  emitters, hereafter LAEs), those with a very large equivalent width (EW), i.e., extremely strong LAEs, are particularly important in that they can be galaxies in a very early stage of galaxy formation (e.g., Schaerer 2003; Nagao et al. 2007).

\* Based on observations with NASA/ESA *Hubble Space Telescope*, obtained at the Space Telescope Science Institute, which is operated by AURA, Inc., under NASA contract NAS 5-26555; also based on data collected at the *Subaru* Telescope, which is operated by the National Astronomical Observatory of Japan; and also based on data products from observations made with ESO Telescopes at the La Silla Paranal Observatory under ESO programme ID 179.A-2005 and on data products produced by TERAPIX and the Cambridge Astronomy Survey Unit on behalf of the UltraVISTA consortium.

In order to search for them, we have carried out a survey for extremely strong LAEs over an unprecedented large volume. While most of the detected objects with strong Ly $\alpha$  seem to be young galaxies with small stellar mass as expected for LAEs, we have serendipitously found six massive galaxies with extremely large EW(Ly $\alpha$ ) and a relatively evolved stellar population at  $z \sim 3$  that show no evidence for an active galactic nucleus (AGN). Here, we present the physical properties of this new population, which is expected to be in a transition phase between star forming and passive evolution. In this Letter, we use a standard cosmology with  $\Omega_M = 0.3$ ,  $\Omega_\Lambda = 0.7$ , and  $H_0 = 70 \text{ km s}^{-1} \text{ Mpc}^{-1}$ .

## 2. DATA AND ANALYSIS

In this study, we use the multi-wavelength data set from the Cosmic Evolution Survey (COSMOS; Scoville et al. 2007). Optical imaging data with 12 intermediate-band (hereafter IA-band) filters equipped on *Subaru*/Suprime-Cam allow us to pick up strong emission-line objects by a significant flux excess in one of the IA bands. The spectral resolution of our IA filters is  $R = \lambda/\Delta\lambda = 20\text{--}26$ , and the 12 IA filters cover the whole optical wavelength range from 4270 to 8270 Å (Taniguchi et al. 2015). Therefore, we can search for strong LAEs at  $2.5 < z < 5.8$ . Although the details of our selection procedure for strong LAEs are given elsewhere (M. A. R. Kobayashi et al. 2015, in preparation), we briefly summarize it as follows.

At first, from the COSMOS Official Photometric Catalog (version 2012; Capak et al. 2007), we selected objects with a significant ( $3\sigma$ ) flux excess in an IA band from the frequency-matched continuum estimated by using two adjacent broadband magnitudes. In order to identify which emission line causes the IA-band excess of these objects, we applied the public photometric redshift code EAZY (Brammer et al. 2008) to the multi-band photometric data from optical to MIR, which include CFHT  $u^*$  and  $i^*$ , *Subaru* Bg'Vr'i'z and 12 IA bands (Taniguchi et al. 2007), UltraVISTA YJHK (McCracken et al. 2012), and *Spitzer*/IRAC 3.6 and 4.5  $\mu\text{m}$  bands (Sanders et al. 2007). The excess IA band and any broad bands whose wavelength coverage is overlapped with the excess IA band are excluded from the photometric redshift calculation. We adopted a line identification with the highest probability in the volume-weighted redshift likelihood function and assigned the photometric redshift assuming the emission line enters into the effective wavelength of the excess IA band. We selected LAEs from these strong emission-line objects and then performed the spectral energy distribution (SED) fitting with the GALAXEV population synthesis model (Bruzual & Charlot 2003) to estimate the physical properties of the LAEs.

In the SED fitting, we assumed the exponentially decaying star formation histories with an  $e$ -folding timescale of  $\tau = 0.01\text{--}10 \text{ Gyr}$ . The Chabrier initial mass function (Chabrier 2003) and the Calzetti extinction law (Calzetti et al. 2000) were adopted. The excess IA band and any broad bands overlapping with the excess band were again excluded. Although other strong emission lines such as [O II], [O III], and H $\alpha$  may enter into the JHK bands, we used all JHK-band data in the fitting because the effect of such emission lines is not expected to be serious for these bands with wide filter bandpasses. In addition to the multi-band photometry used in the photometric redshift estimate, we also used the IRAC 5.8 and 8.0  $\mu\text{m}$  bands to obtain more accurate physical properties such as the stellar mass and age. Our survey covers a 1.34 deg<sup>2</sup>

area in the COSMOS field, that is, the overlapped area between the COSMOS deep region and UltraVISTA DR1 (McCracken et al. 2012). The wide survey area and wide wavelength coverage of the 12 IA bands allow us to search for strong LAEs at  $2.5 < z < 5.8$  over a very large volume of  $5.5 \times 10^7 \text{ Mpc}^3$ .

As a result, we obtain a sample of 589 LAEs at  $2.5 < z < 5.3$ . In this sample, 18 LAEs have both an extremely large rest-frame equivalent width of  $\text{EW}_0(\text{Ly}\alpha) \geq 100 \text{ \AA}$  and a large stellar mass with  $M_* \geq 10^{10.5} M_\odot$ . Hereafter, we call these 18 LAEs MAESTLOs. Since our main interest is the star-forming activity in galaxies, we rejected possible AGNs by using the IRAC color criteria proposed by Donley et al. (2012). We also used the XMM-COSMOS (Hasinger et al. 2007), Chandra-COSMOS (Elvis et al. 2009; Civano et al. 2012), Chandra-COSMOS Legacy (F. Civano et al. 2015, in preparation), and VLA-COSMOS (Schinnerer et al. 2007) catalogs to reject the AGNs. In total, 12 MAESTLOs turn out to show evidence of AGNs. Accordingly, we obtain a sample of six MAESTLOs without evidence of AGNs.<sup>18</sup> Their observational properties are summarized in Table 1.

Their sizes are measured in the excess IA-band (i.e., Ly $\alpha$  image) and the COSMOS *HST*/ACS  $I_{F814W}$ -band mosaics (Koekemoer et al. 2007), corresponding to the rest-frame UV continuum, by using the GALFIT code (Peng et al. 2002). We fit the observed surface brightness with an exponential law, taking into account the point-spread function (PSF) of these data. Here, we fix the Sérsic index to  $n = 1$  because our data are not deep enough to resolve the degeneracy between the radius and Sérsic index for our MAESTLOs. The PSF images of the excess IA-band and ACS data are measured by combining relatively bright isolated stars in each image. Note, however, that we cannot measure the ACS sizes for MAESTLO No. 2 since this object is out of the *HST*/ACS field. Furthermore, we also measure the sizes of the rest-frame UV continuum using the  $i'$ -band data taken with the same instrument as that of the excess IA-band data. Note that the half-light radius of the PSF in the excess IA bands is 0.75–0.83 arcsec, while that in the  $i'$  band is 0.51 arcsec. In order to estimate the uncertainty in the size measurements including the systematic effects such as the background fluctuation, we carry out the Monte Carlo simulation as in previous studies (e.g., Straatman et al. 2015). After adding the best-fit model profile to the image at 200 random positions around the original position (in a  $2' \times 2'$  region), we re-measure their sizes. The standard deviation of these 200 measurements is adopted as the size uncertainty. In order to check whether the object is significantly extended or not, we also calculated the fraction of the cases that GALFIT returned the “unresolved” flag,  $f_{\text{unres}}$ , in the 200 measurements. The estimated half-light radii and errors of the MAESTLOs together with  $f_{\text{unres}}$  are given in Table 2.

We have also carried out additional simulations. In these simulations, (1) we convolved model galaxies with the best-fit F814W-band light profile with the PSF of the IA-band data; (2) then, we added them into the IA-band image; and (3) we measured their sizes with GALFIT. We performed 200 such

<sup>18</sup> Note that a stacking analysis for the six MAESTLOs, corresponding to a  $\sim 650 \text{ ks}$  exposure, results in no detection. The 95% upper limit in the 0.5–2 keV band is  $3.63 \times 10^{-5} \text{ counts s}^{-1}$ , which corresponds to a rest-frame luminosity of  $7.76 \times 10^{42} \text{ erg s}^{-1}$  at  $z \sim 3$ .

**Table 1**  
Physical Properties of the Six MAESTLOs

No.	$z_{\text{phot}}$	$\log M_*$	$\tau$	Age	$E(B - V)$	$\text{EW}_0(\text{Ly}\alpha)$	$\log[\text{SFR}/(M_\odot \text{ yr}^{-1})]$	
		( $M_\odot$ )	(Gyr)	(Gyr)	(mag)	( $\text{\AA}$ )	Ly $\alpha$	SED
1	3.16	$11.11^{+0.08}_{-0.00}$	$0.32^{+0.08}_{-0.00}$	$1.61^{+0.29}_{-0.18}$	$0.03^{+0.06}_{-0.00}$	$240^{+20}_{-19}$	$1.12^{+0.02}_{-0.02}$	$0.63^{+0.26}_{-0.00}$
2	2.81	$11.11^{+0.04}_{-0.07}$	$1.59^{+1.58}_{-0.59}$	$1.80^{+0.40}_{-0.52}$	$0.29^{+0.03}_{-0.02}$	$306 \pm 20$	$1.20^{+0.02}_{-0.02}$	$1.79^{+0.12}_{-0.08}$
3	2.81 <sup>a</sup>	$10.90^{+0.00}_{-0.00}$	$0.05^{+0.00}_{-0.00}$	$0.29^{+0.00}_{-0.00}$	$0.19^{+0.00}_{-0.00}$	$172 \pm 6$	$1.04^{+0.02}_{-0.02}$	$0.88^{+0.00}_{-0.00}$
4	3.24	$10.71^{+0.12}_{-0.03}$	$0.40^{+0.40}_{-0.00}$	$1.28^{+0.62}_{-0.14}$	$0.12^{+0.05}_{-0.04}$	$178 \pm 16$	$0.88^{+0.03}_{-0.03}$	$0.94^{+0.22}_{-0.16}$
5	2.50 <sup>b</sup>	$10.54^{+0.08}_{-0.04}$	$0.06^{+0.94}_{-0.02}$	$0.14^{+0.26}_{-0.03}$	$0.40^{+0.04}_{-0.03}$	$107^{+11}_{-14}$	$0.68^{+0.03}_{-0.03}$	$1.94^{+0.37}_{-0.27}$
6	3.16	$10.52^{+0.03}_{-0.03}$	$0.50^{+0.00}_{-0.00}$	$1.90^{+0.00}_{-0.10}$	$0.02^{+0.02}_{-0.01}$	$124 \pm 16$	$0.64^{+0.05}_{-0.05}$	$0.41^{+0.08}_{-0.03}$

**Notes.** The No. is given in order of decreasing estimated stellar mass. Errors for the quantities correspond to a  $1\sigma$  confidence interval (i.e.,  $\Delta\chi^2 \leq 1$ ) estimated from the SED fitting. In the SED fitting, the templates older than the cosmic age at  $z_{\text{phot}}$  are not used. The entry of 0.00 for these errors indicate that there is no parameter grid in  $\Delta\chi^2 \leq 1$  around the best-fit model parameter.

<sup>a</sup>  $z_{\text{spec}} = 2.798$ .

<sup>b</sup>  $z_{\text{spec}} = 2.513$ .

**Table 2**  
Size Measurements of the Six MAESTLOs

No.	ACS F814W		S-Cam $i'$		S-Cam IA	
	$r_{\text{HL}}$ (kpc)	$f_{\text{unres}}$	$r_{\text{HL}}$ (kpc)	$f_{\text{unres}}$	$r_{\text{HL}}$ (kpc)	$f_{\text{unres}}$
1	$0.52 \pm 0.08$	0.060	$<3.87^{\text{b}}$	0.660	$4.50 \pm 0.61$	0
2	... <sup>a</sup>	... <sup>a</sup>	$4.49 \pm 2.01$	0.175	$6.68 \pm 0.70$	0
3	$1.00 \pm 0.09$	0	$4.21 \pm 1.75$	0.115	$7.18 \pm 0.80$	0
4	$0.34 \pm 0.12$	0.100	$<3.83^{\text{b}}$	0.750	$<6.20^{\text{b}}$	0.685
5	$<0.57^{\text{b}}$	0.880	$<4.12^{\text{b}}$	0.710	$3.77 \pm 1.83$	0.050
6	$<0.54^{\text{b}}$	0.645	$<3.87^{\text{b}}$	0.670	$<5.74^{\text{b}}$	0.410

**Notes.**  $r_{\text{HL}}$  is the half-light radius and the error for  $r_{\text{HL}}$  is based on the Monte Carlo simulation described in the text.  $f_{\text{unres}}$  is the fraction of the cases that GALFIT returned the unresolved flag in the simulation.

<sup>a</sup> Out of the ACS/F814W-band data.

<sup>b</sup> Unresolved.

simulations for the 2 MAESTLOs with the extended Ly $\alpha$  emission (Nos. 1 and 3) for which an ACS image is available; note that No. 2 is located out of the ACS coverage. We then find that GALFIT returned the “unresolved” flag in most cases (185/200 and 169/200 for Nos. 1 and 3, respectively). Therefore, we have confirmed that their Ly $\alpha$  emission is really extended in their IA images. In conclusion, the three MAESTLOs have an extended Ly $\alpha$  emission with a size of several kiloparsecs.

### 3. RESULTS AND DISCUSSIONS

In Figure 1, we show the rest-frame UV–NIR SED of the six MAESTLOs together with their thumbnails in the excess IA,  $i'$ , and ACS  $I_{\text{F814W}}$  bands. It is found that they are significantly bright in the rest-frame NIR wavelengths, leading to their large estimated stellar masses of  $\log(M_*/M_\odot) = 10.5\text{--}11.1$ . Another unexpected property is that they show very red rest-frame UV–optical colors despite their extremely large  $\text{EW}_0(\text{Ly}\alpha)$ ; i.e., the MAESTLOs show a relatively strong 4000  $\text{\AA}$  continuum break in the rest-frame optical as well as the Lyman break in the rest-frame far-UV. These continuum features allow us to identify the flux excess in a concerned IA band as the Ly $\alpha$  emission line, resulting in an accurate photometric redshift for them. In fact, two of the six MAESTLOs have spectroscopic identifications and their spectroscopic redshifts agree with the photometric redshifts

estimated from the IA-band excess (Nos. 3 and 5; see Table 1). The strong 4000  $\text{\AA}$  break observed in the MAESTLOs suggests relatively old stellar population in them, and their best-fit stellar ages based on SED fitting are 1–2 Gyr.<sup>19</sup> Thus, these galaxies form a completely different population from typical high-redshift LAEs with small stellar masses and young stellar ages (e.g., Ono et al. 2010; Hagen et al. 2014).

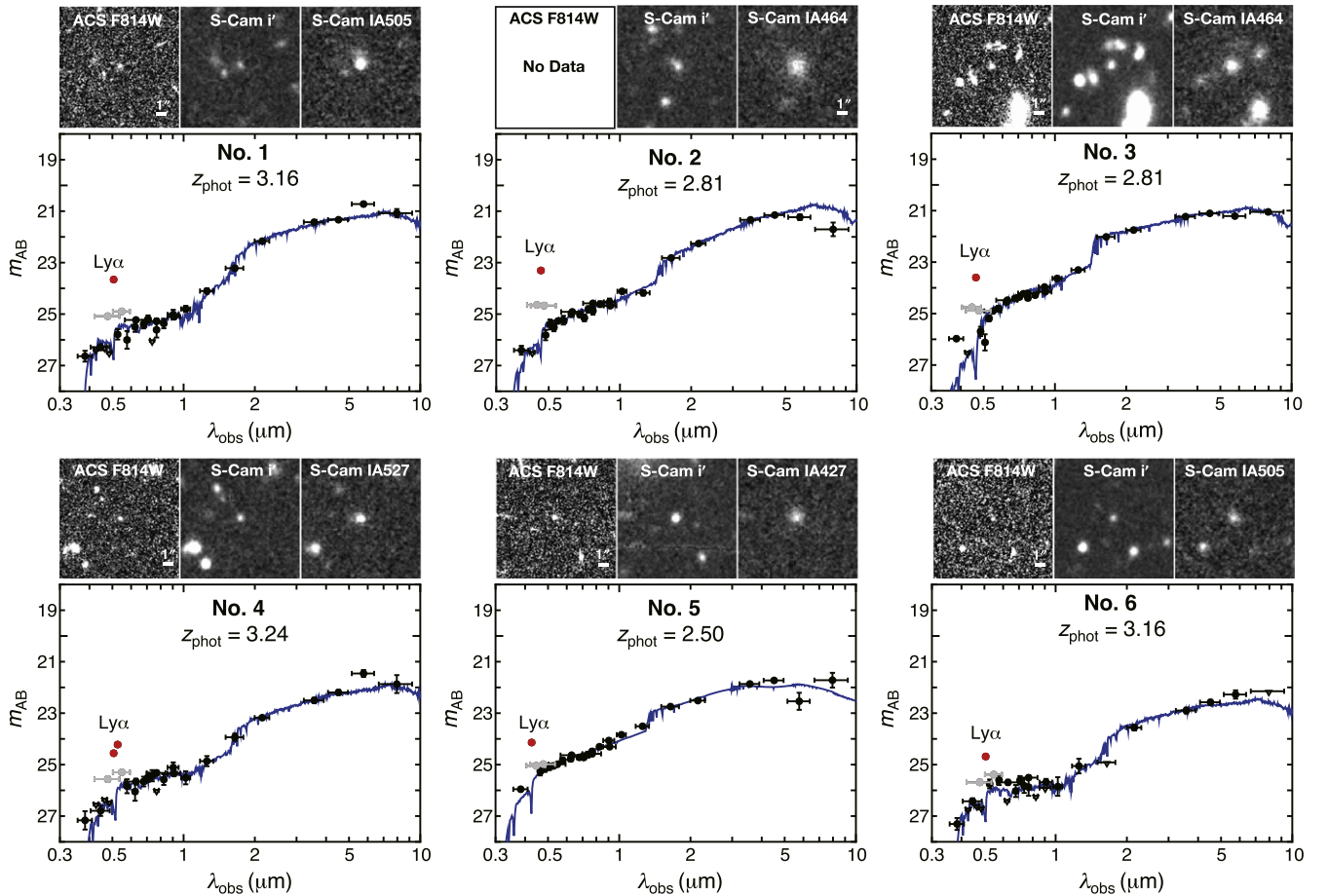
Despite their relatively old stellar population, the MAESTLOs have extremely large  $\text{EW}_0(\text{Ly}\alpha)$  of  $\sim 100\text{--}300 \text{\AA}$ . In order to compare the SFRs estimated from Ly $\alpha$  luminosity,  $\text{SFR}(\text{Ly}\alpha)$ , with that from SED fitting,  $\text{SFR}(\text{SED})$ , we show  $\text{SFR}(\text{Ly}\alpha)/\text{SFR}(\text{SED})$  ratios of the MAESTLOs as a function of stellar mass in Figure 2(a). Here, we use the Kennicutt (1998) relation between SFR and  $L(\text{H}\alpha)$  combined with both the  $L(\text{Ly}\alpha)/L(\text{H}\alpha)$  ratio of 8.7 under the case B recombination and a correction factor converting from the Salpeter IMF into the Chabrier IMF (i.e., multiplied by a factor of 0.60).

For typical LAEs, it is found that the SFR ratio decreases with increasing stellar mass (Hagen et al. 2014). On the other hand, for most MAESTLOs,  $\text{SFR}(\text{Ly}\alpha)$  is comparable to  $\text{SFR}(\text{SED})$ , and thus their SFR ratios are similar to those of typical LAEs with much smaller masses. Therefore, it is suggested that the escape fraction of the Ly $\alpha$  emission is relatively high in these galaxies and/or that there are other additional energy sources besides the photoionization by massive OB stars.

In order to investigate their evolutionary stage, we show the distribution of MAESTLOs in the  $\text{SFR}(\text{SED})\text{--}M_*$  plane together with typical LAEs at  $z \sim 3$  (Gawiser et al. 2007; Nilsson et al. 2007; Lai et al. 2008; Ono et al. 2010; Hagen et al. 2014) and galaxies at  $z_{\text{phot}} = 2.5\text{--}3.2$  in the COSMOS field (Figure 2 (b)). Compared to normal star-forming galaxies on the main sequence at similar stellar masses and redshifts, the MAESTLOs have a smaller specific SFR<sup>20</sup>,  $\text{sSFR} = \text{SFR}/M_* \sim 0.03\text{--}1 \text{ Gyr}^{-1}$ , suggesting that their star formation activities are just ceasing and that they are in a

<sup>19</sup> Note that two MAESTLOs (i.e., Nos. 3 and 5) have relatively young ages. No. 3 has a very short  $e$ -folding timescale and a clear Balmer break in the SED, suggesting that its SFR is rapidly decreasing. On the other hand, No. 5 shows a relatively weak Balmer/4000  $\text{\AA}$  break compared to the other MAESTLOs, and its  $e$ -folding timescale is highly uncertain.

<sup>20</sup> One exception is MAESTLO No. 5, which has a weak Balmer break as mentioned above. Its sSFR is consistent with the main sequence at the redshift.



**Figure 1.** SEDs and *HST* and *Subaru* images of the six MAESTLOs. In the bottom main panel, the observed data points are shown by filled circles with error bars. The red symbol shows the IA band with a significant flux excess by the Ly $\alpha$  emission, while the gray symbols represent the broad bands whose wavelength coverage overlaps with the excess IA band. The blue curve shows the best-fit model SED from the GALAXEV library. The data affected by the strong Ly $\alpha$  emission (red and gray points) are not used in the SED fitting. The inverted triangles represents the  $3\sigma$  upper limit for the undetected bands. In the top panels, the thumbnails of the *HST*/ACS in the F814W filter, the *Subaru* Suprime-Cam *i'*-band image, and the excess IA-band image are shown. Each panel is  $12'' \times 12''$  in size. The ACS images are convolved with a Gaussian kernel with  $\sigma = 1$  pixel ( $=0''.03$ ) to reduce the noise.

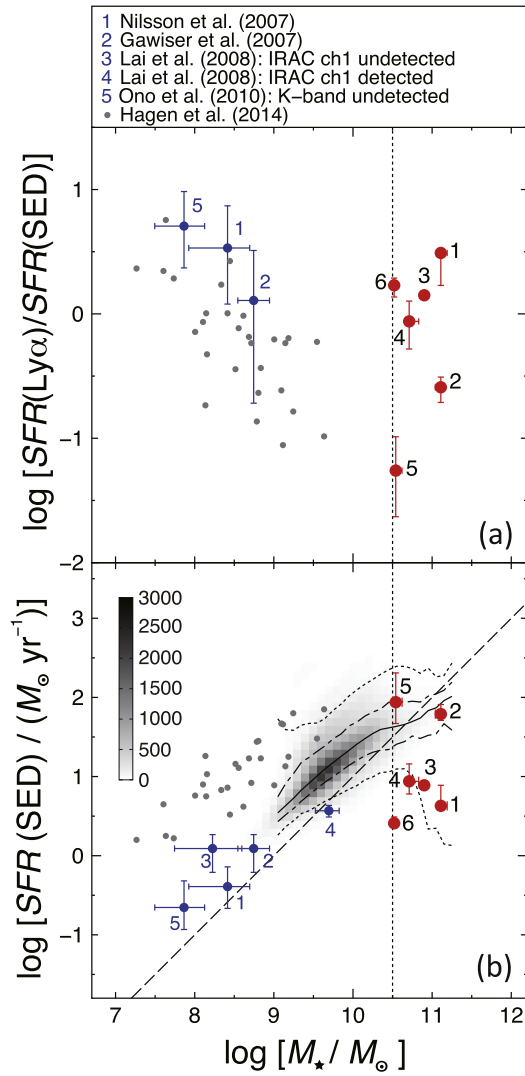
transition phase from actively star-forming into quiescent galaxies. This contrasts with normal LAEs that tend to have an sSFR similar to or higher than main-sequence galaxies (e.g., Hagen et al. 2014).

In order to complementarily investigate the star formation histories of the MAESTLOs, we show the rest-frame  $U - V$  versus  $V - J$  diagram in Figure 3. Comparing the quiescent galaxies studied by Muzzin et al. (2013), we find that our four MAESTLOs with a low sSFR (Nos. 1, 3, 4, and 6) are located around the selection boundary for the quiescent galaxies and that their colors are consistent with the model tracks where star formation has been recently quenched. Therefore, this color analysis reinforces our scenario, suggesting that they have been recently quenched and are moving into the passive evolution phase. Although the colors of the other two MAESTLOs are consistent with the star-forming models, their colors can also be interpreted as a galaxy that ceased its star formation recently. The larger dust contents in these two galaxies may be expected if they are in an early phase of the superwind activity, i.e., most of the dust grains may have not yet been blown out by the superwind. We thus infer that MAESTLOs are in the final stage of massive galaxy formation where their SFRs decrease as gas is ejected from the galaxy as the superwind.

As shown in Table 2, the sizes in the rest-frame UV continuum of MAESTLOs are small (i.e.,  $\leq 1$  kpc). It is noteworthy that their sizes are very similar to those of compact massive quiescent galaxies found at  $z \sim 2$  (van der Wel et al. 2014), implying that the MAESTLOs can be interpreted as their progenitors. It has been recently suggested that massive compact star-forming galaxies at  $z \sim 2-3$  evolve into compact quiescent galaxies after their star formation ceases (e.g., Barro et al. 2013). Although they are mostly dusty galaxies whose sizes are as small as the MAESTLOs, they have a younger age of  $1.1^{+0.2}_{-0.6}$  Gyr and a higher sSFR of  $0.3-3$  Gyr $^{-1}$  than MAESTLOs (Barro et al. 2014). We therefore suggest that they will evolve to passive galaxies through the MAESTLO phase.

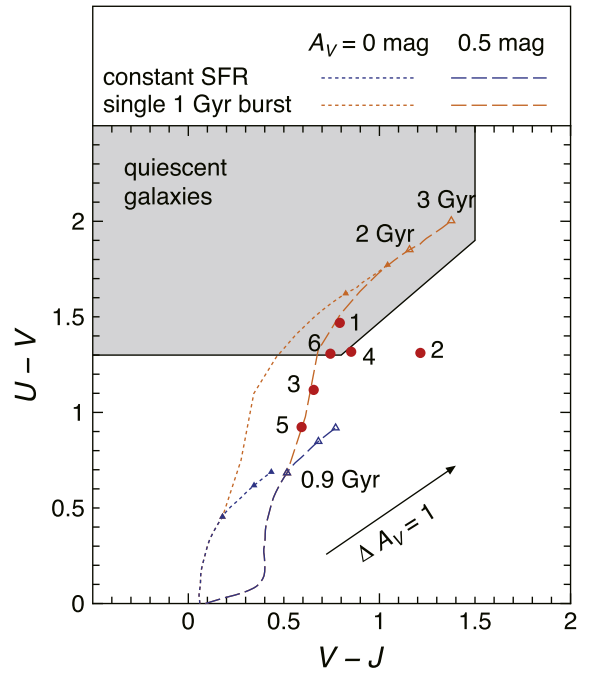
Our survey volume ( $z = 2.42-2.59$  and  $2.72-3.42$ ) corresponds to  $1.4 \times 10^7$  Mpc $^3$  and the number density of MAESTLOs is  $4.3 \times 10^{-7}$  Mpc $^{-3}$  ( $2.9 \times 10^{-7}$  Mpc $^{-3}$  if we exclude MAESTLOs Nos. 2 and 5 with a relatively high sSFR). Thus, MAESTLOs may have been missed by previous narrowband surveys because their survey volumes were insufficient even in a survey with powerful instruments such as *Subaru*/Suprime-Cam (e.g., Ouchi et al. 2008).

Here, we compare the number density of MAESTLOs with star-forming and quiescent galaxies with  $M_* > 10^{10.5} M_\odot$  using



**Figure 2.** (a)  $\text{SFR}(\text{Ly}\alpha)/\text{SFR}(\text{SED})$  vs.  $M_*$  and (b)  $\text{SFR}(\text{SED})$  vs.  $M_*$  for our MAESTLOs (red circles) and LAEs at  $z \sim 3$  from the literature (blue and gray circles for the results from stacked LAEs and from individual LAEs, respectively). For Hagen et al. (2014), we plot only the LAEs at  $z = 2.5\text{--}3.2$  in their sample. Note that the SFRs and  $M_*$  in the literature derived with the Salpeter IMF are converted into those with the Chabrier IMF we use. Note also that Hagen et al. (2014) used the SFRs estimated from the dust-corrected UV luminosity instead of those based on the SED fitting. In panel (b), we also plot the so-called main-sequence of star-forming galaxies at  $z_{\text{phot}} = 2.5\text{--}3.2$  in the COSMOS field in grayscale with a bin size of 0.1 dex in  $M_*$  and SFR. The scale (the number of galaxies per bin) is shown in the upper left inset. Solid, dot-dashed, and dotted lines show the median, 16 and 84 percentiles, and 2.5 and 97.5 percentiles in bins of 0.1 dex in stellar mass. The dashed line shows the relation of  $\text{sSFR} = 1 \text{ Gyr}^{-1}$ . The vertical dotted line corresponds to  $\log(M_*/M_\odot) = 10.5$ , which is one of the criteria of MAESTLO.

the stellar mass function of galaxies at the same redshift range (Ilbert et al. 2013). We then find that the MAESTLOs constitute only 0.2%–0.6% of star-forming galaxies and  $\sim 2\%$  of quiescent galaxies. If we assume that all galaxies with  $M_* > 10^{10.5} M_\odot$  pass the phase of MAESTLO when they evolve from star-forming to quiescent galaxies, we obtain the duration of this phase,  $\sim 0.02 \times t_{\text{univ}}(z \sim 3\text{--}4) \sim 30\text{--}50 \text{ Myr}$  ( $\sim 20\text{--}34 \text{ Myr}$  if we exclude Nos. 2 and 5), making them a rare population. Such a short timescale truncation has been recently discussed based on other observational properties of galaxies at  $z \sim 3$  (Durkalec et al. 2015; Mancini et al. 2015).



**Figure 3.** Rest-frame  $U - V$  vs.  $V - J$  two-color diagram for the MAESTLOs. The six MAESTLOs are shown by filled circles with their ID numbers. The domain of quiescent galaxies studied by Muzzin et al. (2013) is shown with the gray shaded area. Two star formation models (the constant star formation and the single 1 Gyr starburst) are also shown by blue and orange dotted curves for  $A_V = 0$  and by blue and orange dashed curves for  $A_V = 0.5 \text{ mag}$ .

Finally, we note the extended nature of  $\text{Ly}\alpha$  emission. As demonstrated in Section 2, three of the six MAESTLOs (Nos. 1–3) have extended  $\text{Ly}\alpha$  emission in the excess IA band, while all the MAESTLOs are compact in the both ACS  $I_{\text{F814W}}$ -band and *Subaru*  $i'$ -band data (see Table 2). The half-light radius of these three MAESTLOs in the IA-band data is  $\sim 4\text{--}7 \text{ kpc}$ , while that in the ACS data is  $\leq 1 \text{ kpc}$  for all the MAESTLOs (Table 2). This extended nature of  $\text{Ly}\alpha$  emission is intimately related to the observed extremely large  $\text{EW}_0(\text{Ly}\alpha)$ . Plausible origins of the extended  $\text{Ly}\alpha$  emission is attributed to (1) the scattering of  $\text{Ly}\alpha$  photons supplied from the central region of each MAESTLO, (2) photoionized gas by the massive star in the central region of each MAESTLO, or (3) the shock-heated gas driven by a superwind. In addition, there are other possible ideas to explain the observed extended  $\text{Ly}\alpha$  emission. The first idea is a projection effect by a nearby LAE with a MAESTLO. However, we consider that such a projection effect cannot be the origin of most MAESTLOs because of the small number densities of both massive galaxies with relatively low sSFR and LAEs with extremely large EWs at  $z \sim 3$  (e.g.,  $\sim 1.3 \times 10^{-5} \text{ Mpc}^{-3}$  for galaxies with  $M_* \geq 10^{10.5} M_\odot$  and  $\text{sSFR} = 0.03\text{--}0.3 \text{ Gyr}^{-1}$ , and  $\sim 5.4 \times 10^{-6} \text{ Mpc}^{-3}$  for LAEs with  $\text{EW}_0(\text{Ly}\alpha) \geq 100 \text{ \AA}$ ). Namely, the projection probability of these objects with similar redshifts (e.g.,  $\Delta z < 0.5$ ) is expected to be extremely low ( $\sim 0.003$  such chance alignments within  $1''$  in our survey volume). Another idea is that a star-forming dwarf galaxy is going to merge onto these MAESTLOs. In this case, we have to explain why a merging dwarf galaxy experiences such active star formation. Although we cannot determine which mechanism is dominant solely using the present data, future detailed observations of MAESTLOs such as integral field spectroscopy will be useful for this issue.

How the star formation was quenched in high-redshift massive galaxies is now the most important issue for understanding galaxy formation and evolution. Therefore, large-volume surveys for such massive galaxies with extremely large  $EW_0(\text{Ly}\alpha)$  will become more important in future.

We would like to thank both the *Subaru* and *HST* staff for their invaluable help, as well as all members of the COSMOS team. We would also like to thank the anonymous referee for valuable suggestions and comments. We also thank Alex Hagen for kindly providing us with the information of their LAEs. This work was financially supported in part by JSPS (Y. T.: 15340059, 17253001, 19340046, and 23244031; T.N.: 23654068 and 25707010). Data analysis was in part carried out on the common use data analysis computer system at the Astronomy Data Center, ADC, of the National Astronomical Observatory of Japan.

## REFERENCES

- Barro, G., Faber, S. M., Pérez-González, P. G., et al. 2013, *ApJ*, 765, 104  
Barro, G., Faber, S. M., Pérez-González, P. G., et al. 2014, *ApJ*, 791, 52  
Bouwens, R. J., Illingworth, G. D., Labbe, I., et al. 2011, *Natur*, 469, 504  
Brammer, G. B., van Dokkum, P. G., & Coppi, P. 2008, *ApJ*, 686, 1503  
Bruzual, G., & Charlot, S. 2003, *MNRAS*, 344, 1000  
Calzetti, D., Armus, L., Bohlin, R. C., et al. 2000, *ApJ*, 533, 682  
Capak, P., Aussel, H., Ajiki, M., et al. 2007, *ApJS*, 172, 99  
Chabrier, G. 2003, *PASP*, 115, 763  
Civano, F., Elvis, M., Brusa, M., et al. 2012, *ApJS*, 201, 30  
Cowie, L. L., Songaila, A., Hu, E. M., & Cohen, J. G. 1996, *AJ*, 112, 839  
Donley, J. L., Koekemoer, A. M., Brusa, M., et al. 2012, *ApJ*, 748, 142  
Durkalec, A., Le Fèvre, O., de la Torre, S., et al. 2015, *A&A*, 576, L7  
Elvis, M., Civano, F., Vignali, C., et al. 2009, *ApJS*, 184, 158  
Finkelstein, S. L., Papovich, C., Dickinson, M., et al. 2013, *Natur*, 502, 524  
Gawiser, E., Francke, H., Lai, K., et al. 2007, *ApJ*, 671, 278  
Hagen, A., Ciardullo, R., Gronwall, C., et al. 2014, *ApJ*, 786, 59  
Hasinger, G., Cappelluti, N., Brunner, H., et al. 2007, *ApJS*, 172, 29  
Ilbert, O., McCracken, H. J., Le Fèvre, O., et al. 2013, *A&A*, 556, A55  
Kauffmann, G., Heckman, T. M., White, S. D. M., et al. 2003, *MNRAS*, 341, 33  
Kennicutt, R. C., Jr 1998, *ARA&A*, 36, 189  
Koekemoer, A. M., Aussel, H., Calzetti, D., et al. 2007, *ApJS*, 172, 196  
Konno, A., Ouchi, M., Ono, Y., et al. 2014, *ApJ*, 797, 16  
Lai, K., Huang, J.-S., Fazio, G., et al. 2008, *ApJ*, 674, 70  
Mancini, C., Renzini, A., Daddi, E., et al. 2015, *MNRAS*, 450, 763  
McCracken, H. J., Milvang-Jensen, B., Dunlop, J., et al. 2012, *A&A*, 544, A156  
Muzzin, A., Marchesini, D., Stefanon, M., et al. 2013, *ApJ*, 777, 18  
Nagao, T., Murayama, T., Maiolino, R., et al. 2007, *A&A*, 468, 877  
Nilsson, K. K., Möller, P., Möller, O., et al. 2007, *A&A*, 471, 71  
Ono, Y., Ouchi, M., Mobasher, B., et al. 2012, *ApJ*, 744, 83  
Ono, Y., Ouchi, M., Shimasaku, K., et al. 2010, *MNRAS*, 402, 1580  
Ouchi, M., Shimasaku, K., Akiyama, M., et al. 2008, *ApJS*, 176, 301  
Peng, C. Y., Ho, L. C., Impey, C. D., & Rix, H.-W. 2002, *AJ*, 124, 266  
Peng, Y.-j., Lilly, S. J., Kovač, K., et al. 2010, *ApJ*, 721, 193  
Renzini, A. 2009, *MNRAS*, 398, L58  
Sanders, D. B., Salvato, M., Aussel, H., et al. 2007, *ApJS*, 172, 86  
Schaerer, D. 2003, *A&A*, 397, 527  
Schenker, M. A., Ellis, R. S., Konidaris, N. P., & Stark, D. P. 2014, *ApJ*, 795, 20  
Schinnerer, E., Smolčić, V., Carilli, C. L., et al. 2007, *ApJS*, 172, 46  
Scoville, N., Aussel, H., Brusa, M., et al. 2007, *ApJS*, 172, 1  
Shibuya, T., Kashikawa, N., Ota, K., et al. 2012, *ApJ*, 752, 114  
Straatman, C. M. S., Labbe, I., Spitler, L. R., et al. 2015, *ApJL*, in press (arXiv:1506.01380)  
Taniguchi, Y., Kajisawa, M., Kobayashi, M. A. R., et al. 2015, *PASJ*, submitted  
Taniguchi, Y., Scoville, N., Murayama, T., et al. 2007, *ApJS*, 172, 9  
van der Wel, A., Franx, M., van Dokkum, P. G., et al. 2014, *ApJ*, 788, 28