



HAL
open science

A particle micro-macro decomposition based numerical scheme for collisional kinetic equations in the diffusion scaling

Anaïs Crestetto, Nicolas Crouseilles, Mohammed Lemou

► **To cite this version:**

Anaïs Crestetto, Nicolas Crouseilles, Mohammed Lemou. A particle micro-macro decomposition based numerical scheme for collisional kinetic equations in the diffusion scaling. *Communications in Mathematical Sciences*, 2018, 16 (4), pp.887-911. 10.4310/CMS.2018.v16.n4.a1 . hal-01439288v2

HAL Id: hal-01439288

<https://hal.science/hal-01439288v2>

Submitted on 1 Nov 2018

HAL is a multi-disciplinary open access archive for the deposit and dissemination of scientific research documents, whether they are published or not. The documents may come from teaching and research institutions in France or abroad, or from public or private research centers.

L'archive ouverte pluridisciplinaire **HAL**, est destinée au dépôt et à la diffusion de documents scientifiques de niveau recherche, publiés ou non, émanant des établissements d'enseignement et de recherche français ou étrangers, des laboratoires publics ou privés.

A particle micro-macro decomposition based numerical scheme for collisional kinetic equations in the diffusion scaling.

Anaïs Crestetto*

Nicolas Crouseilles[†]

Mohammed Lemou[‡]

February 2, 2018

Abstract

In this work, we derive particle schemes, based on micro-macro decomposition, for linear kinetic equations in the diffusion limit. Due to the particle approximation of the micro part, a splitting between the transport and the collision part has to be performed, and the stiffness of both these two parts prevents from uniform stability. To overcome this difficulty, the micro-macro system is reformulated into a continuous PDE whose coefficients are no longer stiff, and depend on the time step Δt in a consistent way. This non-stiff reformulation of the micro-macro system allows the use of standard particle approximations for the transport part, and extends the work in [6] where a particle approximation has been applied using a micro-macro decomposition on kinetic equations in the fluid scaling. Beyond the so-called asymptotic-preserving property which is satisfied by our schemes, they significantly reduce the inherent noise of traditional particle methods, and they have a computational cost which decreases as the system approaches the diffusion limit.

1 Introduction

Particle systems appearing in plasma physics or radiative transfer can be described at different scales. When the system is far from its thermodynamical equilibrium, a kinetic description is necessary. Particles are then represented by a distribution function f which depends on time $t \geq 0$, position $x \in \mathbb{R}^d$ and velocity $v \in V \subset \mathbb{R}^d$, $d \geq 1$. The distribution $f(t, x, v)$ satisfies a collisional kinetic equation. Particle methods are often used for simulating kinetic problems, especially in realistic 3-dimensional situations, $d = 3$. However, they are affected by numerical noise due to their probabilistic character. A simple way to reduce this noise is to increase the number of particles, but then the numerical cost increases as well. Other standard kinetic descriptions, as phase space grid methods, may require too much memory in the two or three dimensional framework. Otherwise, macroscopic descriptions depending only on t and x can be sufficient if the system stays near its thermodynamical equilibrium, and are less expensive since their unknown does not depend on the velocity variable anymore. Beside the noisy character of standard particle methods, there is an additional difficulty in kinetic descriptions which is linked to the presence of various scales in the system. Multi-scale phenomena may indeed appear in plasma devices or radiative transfer applications, depending on some physical parameters as for example the mean free path of particles or the Knudsen number denoted here by ε . This multi-scale character is often represented by stiff

¹Université de Nantes, Laboratoire de Mathématiques Jean Leray, CNRS UMR 6629, France & INRIA Rennes - Bretagne Atlantique, MINGuS team. E-mail: anaïs.crestetto@univ-nantes.fr

²Univ Rennes, INRIA Rennes - Bretagne Atlantique, MINGuS team & Institut de Recherche Mathématiques de Rennes, CNRS UMR 6625, France. E-mail: nicolas.crouseilles@inria.fr

³Univ Rennes, Institut de Recherche Mathématiques de Rennes, CNRS UMR 6625, France & INRIA Rennes - Bretagne Atlantique, MINGuS team. E-mail: mohammed.lemou@univ-rennes1.fr

terms in the kinetic equation, and the general challenge is to construct efficient numerical methods for these multiscale kinetic equations: this means that, without numerically resolving the stiffness, the numerical method must solve accurately the kinetic regime, must have the right asymptotics in the high-stiffness limit (the so-called asymptotic preserving property) and its computational cost should decrease as the system approaches the equilibrium (a time diminishing property). Note that direct numerical methods whose parameters resolve the smallest scale of size ε are impossible to use, since they automatically involve an extremely high computational cost.

Several strategies have been proposed to overcome this strong constraint. Domain decomposition methods can be applied when we have different regions with different values of the scaling parameter, see [10, 14, 23, 26]. When the different scales are less clearly delimited, we have to develop kinetic schemes that naturally reduce to good approximations of the macroscopic problem when the system goes near its equilibrium, and overcome the stiffness. Such schemes are often called Asymptotic-Preserving (AP), see [15, 18, 17, 13, 9, 19, 20, 21, 22, 16, 25, 4]. Mainly, the numerical cost remains comparable to the one of the non-stiff kinetic problem, even when $\varepsilon \ll 1$.

Our goal is to design an efficient AP scheme, *using particles*, for the following kinetic radiative transport equation (RTE) in the diffusion scaling

$$\partial_t f + \frac{1}{\varepsilon} v \partial_x f = \frac{1}{\varepsilon^2} (\rho M - f), \quad f(t=0, x, v) = f_0(x, v), \quad (1.1)$$

where $x \in \Omega \subset \mathbb{R}$, $\rho(t, x) = \frac{1}{2} \int_V f(t, x, v) dv$, $V = [-1, 1]$, $M(v) = 1 \forall v \in V$ and $f_0(x, v)$ is a given initial condition. Periodic boundary conditions are considered. It is well-known (see [19, 12]) that when ε goes to zero, the distribution function $f(t, x, v)$ converges towards $\bar{\rho}(t, x)M(v)$, where $\bar{\rho}$ satisfies the following diffusion equation

$$\partial_t \bar{\rho} - \frac{1}{3} \partial_{xx} \bar{\rho} = 0, \quad \bar{\rho}(t=0, x) = \frac{1}{2} \int_V f_0(x, v) dv. \quad (1.2)$$

An extension to the Vlasov-Poisson-BGK case is presented in Section 5. The kinetic equation is coupled to a Poisson equation for the electric field denoted by $E(t, x)$. More precisely, we consider

$$\partial_t f + \frac{1}{\varepsilon} v \partial_x f + \frac{1}{\varepsilon} E \partial_v f = \frac{1}{\varepsilon^2} (\rho M - f), \quad (1.3)$$

$$\partial_x E = \rho - 1, \quad (1.4)$$

where $x \in \Omega \subset \mathbb{R}$, $\rho(t, x) = \int_V f(t, x, v) dv$, $V = \mathbb{R}$, $M(v) = \frac{1}{\sqrt{2\pi}} \exp\left(-\frac{v^2}{2}\right)$ is the absolute Maxwellian and we consider periodic boundary conditions. Note that an additional condition $\int_{\Omega} E dx = 0$ is imposed to obtain a well-posed problem. When ε goes to zero, the asymptotic model is a drift-diffusion equation satisfied by $\bar{\rho}(t, x)$ (see [1])

$$\partial_t \bar{\rho} - \partial_x (\partial_x \bar{\rho} - \bar{E} \bar{\rho}) = 0, \quad \bar{\rho}(t=0, x) = \int_{\mathbb{R}} f_0(x, v) dv, \quad (1.5)$$

where \bar{E} is linked to $\bar{\rho}$ by the Poisson equation $\partial_x \bar{E} = \bar{\rho} - 1$.

The strategy will be the use of the micro-macro decomposition (see [24, 22, 2, 9]). It consists in writing the distribution function as the sum of the equilibrium part $\rho(t, x)M(v)$ and a rest $g(t, x, v)$. One can then derive a system of two equations: a kinetic one for the rest $g(t, x, v)$ and a macroscopic one for the equilibrium $\rho(t, x)M(v)$. AP micro-macro schemes for (1.1) have been proposed in [22, 2, 9]. These schemes consist in a semi-implicit phase space grid method for the kinetic part, coupled to a classical spatial grid method for the macro part. Our strategy in this work follows the strategy of [6] in the case of a fluid scaling: we use particles to sample the kinetic part whereas an Eulerian solver is used to discretize the macro unknown. The main motivation of

this strategy lies in the fact that the micro part g converges to zero when ε goes to zero, so that very few particles can sample it. As a consequence, in this regime, the cost of the global micro-macro solver is almost the same as the cost of an asymptotic solver for (1.2).

In this work, we focus on a diffusion type scaling (as in (1.1) or (1.3)) so that an additional scale is involved compared to the fluid scaling considered in [6]. In [22, 9], a diffusion scaling was studied, but using a fully grid based solver. Hence, the stiffest term (of order $1/\varepsilon^2$) is considered implicit in time in the micro equation, which enables to stabilize the transport term (of order $1/\varepsilon$) and then to derive an AP scheme for (1.1) and (1.3). The use of particles for the micro part prevents from a similar strategy since a splitting between the transport term (of order $1/\varepsilon$) and the source term needs to be done. Then, a uniformly stable scheme is hard to obtain in this context. To overcome this difficulty, a suitable formulation of the original model (1.1) is performed, so that the stiff transport term $(1/\varepsilon)v\partial_x g$ becomes $(\varepsilon/\Delta t)(1 - e^{-\Delta t/\varepsilon^2})v\partial_x g$ where $\Delta t > 0$ denotes a fixed time step of a numerical time discretization, which will be used to solve this equation (see [7]). This reformulation is correct up to Δt^2 (for fixed $\varepsilon > 0$) and ensures that the transport speed remains finite even when $\varepsilon \rightarrow 0$. This formulation is the starting point of the design of micro-macro-particle based numerical schemes which enjoy the AP property and for which the numerical cost diminishes as ε goes to zero. This approach is extended to the second-order (in time) and to the Vlasov-Poisson-BGK case (1.3)-(1.4).

The sequel of the paper is organized as follows. In Section 2, we recall the formal derivation of the asymptotic model of (1.3) and (1.1). The first-order (in time) reformulation of (1.1) is presented in Subsection 3.1 and its Lagrangian discretization in Subsection 3.2. Its extension to a second-order in time model is detailed in Section 4: the continuous model is presented in Subsection 4.1 and its discretization is developed in Subsection 4.2. Section 5 proposes an extension of our strategy to the Vlasov-Poisson-BGK system. Finally, Section 6 is devoted to numerical simulations.

2 Diffusion asymptotics

In this section, we recall the main steps of the derivation of the model obtained from (1.1) when ε goes to zero. To do so, we consider the micro-macro decomposition (see [22, 2, 24]) of f : $f(t, x, v) = \rho(t, x)M(v) + g(t, x, v)$, with $\rho(t, x) = \langle f \rangle$, $M(v) = 1$ and the rest g satisfies $\langle g \rangle = 0$. Here $\langle f \rangle = \frac{1}{2} \int_V f(v)dv$, with $V = [-1, 1]$. The following micro-macro model is equivalent to the original model (1.1)

$$\begin{cases} \partial_t \rho + \frac{1}{\varepsilon} \partial_x \langle vg \rangle = 0, \\ \partial_t g + \frac{1}{\varepsilon} (I - \langle \cdot \rangle) [v \partial_x (\rho M + g)] = -\frac{1}{\varepsilon^2} g. \end{cases} \quad (2.1)$$

Since $\langle vM \rangle = 0$, the micro equation can be rewritten as

$$\partial_t g + \frac{1}{\varepsilon} v M \partial_x \rho + \frac{1}{\varepsilon} (I - \langle \cdot \rangle) (v \partial_x g) = -\frac{1}{\varepsilon^2} g. \quad (2.2)$$

When ε goes to zero, one gets from (2.2), $g = -\varepsilon(vM\partial_x\rho) + \mathcal{O}(\varepsilon^2)$, which gives using $\langle v^2 M \rangle = 1/3$ the following diffusion equation satisfied by the limit $\bar{\rho}$

$$\partial_t \bar{\rho} - \frac{1}{3} \partial_{xx} \bar{\rho} = 0.$$

The same calculations enable to derive the micro-macro model equivalent to (1.3)

$$\begin{cases} \partial_t \rho + \frac{1}{\varepsilon} \partial_x \langle vg \rangle = 0, \\ \partial_t g + \frac{1}{\varepsilon} (I - \langle \cdot \rangle) [v \partial_x (\rho M + g) + E \partial_v (\rho M + g)] = -\frac{1}{\varepsilon^2} g, \end{cases} \quad (2.3)$$

where $M(v)$ is now the Maxwellian equilibrium and $\langle f \rangle = \int_V f(v)dv$, with $V = \mathbb{R}$. When ε goes to zero, one gets $g = -\varepsilon(vM\partial_x\rho - vME\rho) + \mathcal{O}(\varepsilon^2)$, which gives, using $\langle v^2M \rangle = 1$ the following drift-diffusion equation satisfied by the limit $\bar{\rho}$

$$\partial_t\bar{\rho} - \partial_{xx}\bar{\rho} + \partial_x(\bar{E}\bar{\rho}) = 0, \quad \partial_x\bar{E} = \bar{\rho} - 1. \quad (2.4)$$

3 First-order in time reformulation and its discretization

In this part, a first-order reformulation of the micro part is proposed, which enables to avoid the stiff transport term in space. The strategy is presented in the case of the equation (1.1) and its corresponding micro-macro model (2.1).

3.1 First-order in time reformulation.

We start with (1.1) (with periodic boundary condition in space) and consider the micro-macro decomposition of $f = \rho + g$ (here $M(v) = 1$ for all $v \in [-1, 1]$) and the micro-macro model (2.1).

First, using the relation $\partial_t(e^{t/\varepsilon^2}g) = e^{t/\varepsilon^2}(g/\varepsilon^2 + \partial_tg)$, we rewrite the micro part (2.2) as

$$\partial_t(e^{t/\varepsilon^2}g) = -\frac{e^{t/\varepsilon^2}}{\varepsilon}\mathcal{F}(\rho, g), \quad (3.1)$$

where $\mathcal{F}(\rho, g)$ is given by

$$\mathcal{F}(\rho, g) = v\partial_x\rho + v\partial_xg - \partial_x\langle vg \rangle. \quad (3.2)$$

We denote $\Delta t > 0$ the time step, $t^n = n\Delta t$ with $n \in \mathbb{N}$. Then, a second stage consists in integrating (3.1) on $[t^n, t^{n+1}]$ to get

$$g(t^{n+1}) = e^{-\Delta t/\varepsilon^2}g(t^n) - \varepsilon(1 - e^{-\Delta t/\varepsilon^2})\mathcal{F}(\rho(t^n), g(t^n)) + \mathcal{O}(\Delta t^2).$$

To derive a continuous (in time) equation, we make appear a discrete time derivative on the left-hand side

$$\frac{g(t^{n+1}) - g(t^n)}{\Delta t} = -\frac{1 - e^{-\Delta t/\varepsilon^2}}{\Delta t}g(t^n) - \varepsilon\frac{1 - e^{-\Delta t/\varepsilon^2}}{\Delta t}\mathcal{F}(\rho(t^n), g(t^n)) + \mathcal{O}(\Delta t), \quad (3.3)$$

which can be rewritten, up to terms of order $\mathcal{O}(\Delta t)$, as

$$\partial_tg(t^n) = -\frac{1 - e^{-\Delta t/\varepsilon^2}}{\Delta t}g(t^n) - \varepsilon\frac{1 - e^{-\Delta t/\varepsilon^2}}{\Delta t}\mathcal{F}(\rho(t^n), g(t^n)), \quad \forall n.$$

We finally obtain the first-order reformulation of (1.1)

$$\partial_t\rho + \frac{1}{\varepsilon}\partial_x\langle vg \rangle = 0, \quad (3.4)$$

$$\partial_tg = -\frac{1 - e^{-\Delta t/\varepsilon^2}}{\Delta t}g - \varepsilon\frac{1 - e^{-\Delta t/\varepsilon^2}}{\Delta t}\mathcal{F}(\rho, g), \quad (3.5)$$

with $\mathcal{F}(\rho, g)$ given by (3.2). We remark that the micro equation does not contain any stiff term and satisfies the following property: for all fixed $\varepsilon > 0$, equation (3.5) is consistent with the initial micro equation (2.2) as Δt goes to zero. Then, it has a suitable form for a numerical discretization using either a deterministic scheme (described in Appendix A) or a particle scheme. Note that the main goal of the paper is to present an AP particle scheme, the cost of which decreases when $\varepsilon \rightarrow 0$, but in the numerical tests, we will use the deterministic AP scheme based on (3.5) for comparison.

3.2 Lagrangian discretization.

This subsection is devoted to the derivation of an AP-particle based numerical scheme for (3.4)-(3.5).

We propose now a Lagrangian discretization of (3.5). More precisely, we adopt a weighted particle method, see [3], and consider a set of $N_p \in \mathbb{N}$ macro particles. The position of particle k , $1 \leq k \leq N_p$, is denoted by $x_k(t) \in \Omega = [0, L_x]$, with $L_x > 0$, its velocity by $v_k(t) \in V = [-1, 1]$ and its weight by $\omega_k(t) \in \mathbb{R}$. Let $L_v = |V| = 2$. The function g is then assumed to be of the form

$$g(t, x, v) \approx \sum_{k=1}^{N_p} \omega_k(t) \delta(x - x_k(t)) \delta(v - v_k(t)), \quad (3.6)$$

where δ denotes the Dirac mass function. Weights $\omega_k(t)$ are related to the distribution function g through

$$\omega_k(t) = g(t, x_k(t), v_k(t)) \frac{L_x L_v}{N_p}. \quad (3.7)$$

Initially, particles are uniformly distributed in the phase-space domain $[0, L_x] \times V$ and their weights are computed following (3.7). Note that another approach can also be chosen; for example (un-weighted) Monte Carlo methods can also be used (see [8, 5]) and in this case, collisions are taken into account through the change of particles velocities, whereas in our weighted particle method collisions are taken into account through the variation of the weights ω_k .

The density ρ is computed on a uniform spatial grid defined by $x_i = i\Delta x$, $i = 0, \dots, N_x$, $N_x \in \mathbb{N}^*$ and $\Delta x = L_x/N_x$. We denote by ρ_i^n the approximation at time $t^n = n\Delta t$ and position x_i of $\rho(t^n, x_i)$, with $\Delta t > 0$ the time step. Moreover, $g^n(x, v) \approx g(t^n, x, v)$, $x_k^n \approx x_k(t^n)$, $v_k^n \approx v_k(t^n)$ and $w_k^n \approx w_k(t^n)$. Let us remark that $\dot{v}_k = 0$, so that the velocities $v_k(t)$ are constant in time and we will note $v_k^n = v_k^0 =: v_k$ for all n . Thus, the unknowns of the method are (ρ_i^n) , $\forall i = 0, \dots, N_x$, $n > 0$, (x_k^n) and (ω_k^n) , $\forall k = 1, \dots, N_p$, $n > 0$.

Our goal is then to extend the particle discretization of [6] to diffusion scaling. Whereas the hydrodynamic scaling is considered in [6], we have here an additional scale of order $1/\varepsilon$ in front of the transport term. This scale is difficult to handle with a particle method, since it can not be stabilized by the collision term of order $1/\varepsilon^2$. Moreover, a specific treatment of the macro flux $\partial_x \langle vg \rangle$ is required in the diffusion scaling to ensure the AP property, as we will see later. To deal with the additional scale, we exploit the reformulation (3.5). As already said in [6], we have to use a splitting procedure between the transport part and the source part. Then, the (first-order) splitting writes

- start with an initial repartition of the N_p particles (x_k^0, v_k^0) , with $\omega_k^0 = g(t=0, x_k^0, v_k^0) L_x L_v / N_p$,
- solve the transport part

$$\partial_t g = \varepsilon \frac{1 - e^{-\Delta t / \varepsilon^2}}{\Delta t} v \partial_x g,$$

with the (non stiff) characteristics

$$\dot{x}_k = \varepsilon \frac{1 - e^{-\Delta t / \varepsilon^2}}{\Delta t} v_k, \quad (3.8)$$

- solve the source part

$$\partial_t g = -\frac{1 - e^{-\Delta t / \varepsilon^2}}{\Delta t} g - \varepsilon \frac{1 - e^{-\Delta t / \varepsilon^2}}{\Delta t} [v \partial_x \rho - \partial_x \langle vg \rangle],$$

using the equation satisfied by the weights

$$\dot{\omega}_k = -\frac{1 - e^{-\Delta t/\varepsilon^2}}{\Delta t} \omega_k - \varepsilon \frac{1 - e^{-\Delta t/\varepsilon^2}}{\Delta t} [v_k \partial_x \rho(x_k) - \partial_x \langle vg \rangle(x_k)] \frac{L_x L_v}{N_p}. \quad (3.9)$$

Remark 3.1 (Preservation of the micro-macro structure.). *As detailed in subsection 4.2 in [6], we have to correct the particle weights in order to preserve at the numerical level the micro-macro structure. Indeed, the micro-macro decomposition technique uses the zero-mean property $\langle g \rangle = 0$. This property is preserved at the continuous level by the couple (3.8)-(3.9). But the splitting breaks the operator $(I - \langle \cdot \rangle)$ and so this property. Thus, nothing guarantees that this property is satisfied at the discrete level (on the weights ω_k). That is why we have to correct the weights, by applying a discrete approximation of the operator $(I - \langle \cdot \rangle)$ to the weights $(\omega_k)_k$, which is consistent with the continuous model. In the simpler case (that is by using a regularization of order $\ell = 0$, see (3.12) below), it consists in the following correction:*

$$\forall k \in \mathcal{I}_i := \{k / x_k \in [x_{i-1/2}, x_{i+1/2}]\}, \quad \omega_k \leftarrow \omega_k - \Delta x \frac{\langle g \rangle(x_i)}{\sum_{k \in \mathcal{I}_i} p_k} p_k,$$

where $p_k := \rho(x_k)M(v_k)L_x L_v/N_p$ is the weight associated to the Maxwellian and $\langle g \rangle(x_i)$ is computed in the same way as $\langle vg \rangle(x_i)$ in (3.11).

For more details of this correction (called projection step in following algorithms), we refer the reader to subsection 4.2 in [6].

Now, we detail the time discretization of the two steps. First, (3.8) is approximated by a simple forward Euler scheme

$$x_k^{n+1} = x_k^n + \varepsilon(1 - e^{-\Delta t/\varepsilon^2})v_k. \quad (3.10)$$

Second, we compute the last term in (3.9). The term $\langle vg \rangle$ is approximated on the spatial grid x_i using

$$\langle vg \rangle(x_i) \approx \sum_{k=1}^{N_p} \omega_k^n B_\ell(x_i - x_k^{n+1})v_k, \quad (3.11)$$

where $B_\ell \geq 0$ is a B-spline function of order ℓ :

$$B_\ell(x) = (B_0 * B_{\ell-1})(x), \quad \text{with} \quad B_0(x) = \begin{cases} \frac{1}{\Delta x} & \text{if } |x| < \Delta x/2, \\ 0 & \text{else.} \end{cases} \quad (3.12)$$

We then approximate the equation on the weights (3.9) using a first-order explicit integrator

$$\omega_k^{n+1} = e^{-\Delta t/\varepsilon^2} \omega_k^n - \varepsilon(1 - e^{-\Delta t/\varepsilon^2}) [\alpha_k^n + \beta_k^n], \quad (3.13)$$

with

$$\alpha_k^n = v_k \partial_x \rho^n(x_k^{n+1}) \frac{L_x L_v}{N_p} \quad \text{and} \quad \beta_k^n = -\partial_x \langle vg \rangle(x_k^{n+1}) \frac{L_x L_v}{N_p}. \quad (3.14)$$

To compute α_k^n (resp. β_k^n), since ρ^n (resp. $\langle vg \rangle$) is known on the spatial grid, we approximate $\partial_x \rho^n$ (resp. $\partial_x \langle vg \rangle$) by centered finite differences and evaluate at x_k^{n+1} using an interpolation with B-spline functions, for example

$$\partial_x \rho^n(x_k^{n+1}) \approx \sum_{i=1}^{N_x} \frac{\rho_{i+1}^n - \rho_{i-1}^n}{2\Delta x} B_\ell(x_i - x_k^{n+1}).$$

Let us remark that in the limit $\varepsilon \rightarrow 0$, the particles do not move anymore (see (3.10)) and their weights ω_k tend to zero (see (3.13)), as well as $\dot{\omega}_k$.

The macro equation (3.4) is advanced through

$$\rho_i^{n+1} = \rho_i^n - \frac{\Delta t}{\varepsilon} \frac{\langle vg^{n+1} \rangle_{i+1} - \langle vg^{n+1} \rangle_{i-1}}{2\Delta x}, \quad (3.15)$$

where $\langle vg^{n+1} \rangle_i$ is computed using (3.11).

However, this discretization of the macro equation does not produce a time diminishing AP scheme, since it is not accurate in the limits $\varepsilon \rightarrow 0$ and $N_p \rightarrow 0$. Indeed, the error due to the particle approximation of g^{n+1} is amplified by the factor $1/\varepsilon$. To ensure this time diminishing property, we perform a decomposition of (3.13) so that the macro flux becomes

$$\begin{aligned} \langle vg^{n+1} \rangle_i &= \sum_{k=1}^{N_p} \omega_k^{n+1} B_\ell(x_i - x_k^{n+1}) v_k, \\ &= \sum_{k=1}^{N_p} \left(e^{-\Delta t/\varepsilon^2} \omega_k^n - \varepsilon(1 - e^{-\Delta t/\varepsilon^2}) \beta_k^n \right) B_\ell(x_i - x_k^{n+1}) v_k \\ &\quad - \varepsilon(1 - e^{-\Delta t/\varepsilon^2}) \sum_{k=1}^{N_p} \alpha_k^n B_\ell(x_i - x_k^{n+1}) v_k, \\ &= -\varepsilon(1 - e^{-\Delta t/\varepsilon^2}) \sum_{k=1}^{N_p} \alpha_k^n B_\ell(x_i - x_k^{n+1}) v_k + h_i^n, \end{aligned} \quad (3.16)$$

with B_ℓ given by (3.12) and

$$h_i^n = e^{-\Delta t/\varepsilon^2} \sum_{k=1}^{N_p} \omega_k^n B_\ell(x_i - x_k^{n+1}) v_k - \varepsilon(1 - e^{-\Delta t/\varepsilon^2}) \sum_{k=1}^{N_p} \beta_k^n B_\ell(x_i - x_k^{n+1}) v_k. \quad (3.17)$$

Since α_k^n is the weight of $v \partial_x \rho^n$ (see (3.14)) and $\langle v^2 \rangle = 1/3$, we can write

$$\langle vg^{n+1} \rangle_i \approx -\varepsilon(1 - e^{-\Delta t/\varepsilon^2}) \frac{1}{3} \partial_x \rho_i^n + h_i^n,$$

so that the macro scheme becomes

$$\rho_i^{n+1} = \rho_i^n + \Delta t(1 - e^{-\Delta t/\varepsilon^2}) \frac{1}{3} \frac{\rho_{i+1}^{n+1/2} - 2\rho_i^{n+1/2} + \rho_{i-1}^{n+1/2}}{\Delta x^2} - \frac{\Delta t}{\varepsilon} \frac{h_{i+1}^n - h_{i-1}^n}{2\Delta x}, \quad (3.18)$$

where $\rho^{n+1/2}$ can be chosen equal to ρ^n or to ρ^{n+1} depending on the desired asymptotic scheme (explicit or implicit in time). Obviously, the choice of an implicit scheme ($\rho^{n+1/2} = \rho^{n+1}$ in (3.18)) enables to get rid of the diffusion-type constraint: $\Delta t = \mathcal{O}(\Delta x^2)$. We can write the following proposition.

Proposition 3.1. *The scheme given by (3.10)-(3.13)-(3.18) enjoys the AP property, i.e. it satisfies the following properties*

- for fixed $\varepsilon > 0$, the scheme is a first-order (in time) approximation of the original model (1.1),
- for fixed $\Delta t > 0$, the scheme degenerates into an explicit or implicit first-order scheme of (1.2) (according to the choice of $\rho^{n+1/2}$).

Proof. The consistency follows directly from standard approximation. For the asymptotic behavior, when ε goes to zero, we get immediately from (3.13) $\omega_k^{n+1} = \mathcal{O}(\varepsilon) \forall n \geq 0$. From (3.17), we deduce that $h_i^n = \mathcal{O}(\varepsilon^2) \forall n \geq 1$. The macro equation (3.18) then reduces when $\varepsilon \rightarrow 0$ to a consistent discretization of (1.2). \square

The scheme is finally summarized in the following algorithm.

Algorithm 3.1.

- Initialize (x_k^0, v_k^0) , ω_k^0 and ρ_i^0 .
At each time step:
- 1) Advance micro part:
 - advance the characteristics with (3.10),
 - compute $\langle vg \rangle$ with (3.11),
 - advance the equation on the weights with (3.13).
- 2) Projection step: compute $(I - \langle \cdot \rangle)g^{n+1}$ using [6].
- 3) Advance macro part:
 - compute h_i^n with (3.17),
 - compute ρ^{n+1} with (3.18).

4 Second-order in time reformulation and its discretization

This section is devoted to the derivation of a second-order scheme for the micro-macro system (2.1). As for the first-order scheme, we will first reformulate the microscopic equation (2.2) in order to suppress stiff terms (see Subsection 3.1 for the first-order case), and then discretize the obtained micro-macro model to get an AP efficient numerical scheme (see Subsection 3.2 for the first-order case).

4.1 Second-order reformulation.

Let us start from the following (equivalent) reformulation of the micro part of (2.1)

$$\partial_t \left(e^{t/\varepsilon^2} g \right) = -\frac{e^{t/\varepsilon^2}}{\varepsilon} \mathcal{F}(\rho(t), g(t)),$$

where $\mathcal{F}(\rho, g)$ is defined by (3.2). We now integrate with respect to $t \in [t^n, t^{n+1}]$ and use a second-order mid-point quadrature

$$g(t^{n+1}) = e^{-\Delta t/\varepsilon^2} g(t^n) - \frac{\Delta t e^{-\Delta t/2\varepsilon^2}}{\varepsilon} \mathcal{F}(\rho(t^{n+1/2}), g(t^{n+1/2})) + \mathcal{O}(\Delta t^3).$$

To derive a continuous (in time) equation, we make appear a discrete time derivative on the left-hand side

$$\frac{g(t^{n+1}) - g(t^n)}{\Delta t} = \frac{e^{-\Delta t/\varepsilon^2} - 1}{\Delta t} g(t^n) - \frac{e^{-\Delta t/2\varepsilon^2}}{\varepsilon} \mathcal{F}(\rho(t^{n+1/2}), g(t^{n+1/2})) + \mathcal{O}(\Delta t^2).$$

We now look for a continuous (in time) equation for which the previous relation is a second-order numerical scheme. To do so, we perform Taylor expansions of the different terms at $t^{n+1/2}$

$$\begin{aligned} \partial_t g(t^{n+1/2}) &= \frac{e^{-\Delta t/\varepsilon^2} - 1}{\Delta t} \left(g(t^{n+1/2}) - \frac{\Delta t}{2} \partial_t g(t^{n+1/2}) \right) \\ &\quad - \frac{e^{-\Delta t/2\varepsilon^2}}{\varepsilon} \mathcal{F}(\rho(t^{n+1/2}), g(t^{n+1/2})) + \mathcal{O}(\Delta t^2). \end{aligned} \quad (4.1)$$

Finally, the microscopic equation of (2.1) is reformulated up to the second-order by

$$\partial_t g = \frac{2}{\Delta t} \frac{e^{-\Delta t/\varepsilon^2} - 1}{e^{-\Delta t/\varepsilon^2} + 1} g - \frac{2}{\varepsilon} \frac{e^{-\Delta t/2\varepsilon^2}}{e^{-\Delta t/\varepsilon^2} + 1} \mathcal{F}(\rho, g),$$

and we can now consider the second-order reformulated micro-macro system

$$\partial_t \rho + \frac{1}{\varepsilon} \partial_x \langle v g \rangle = 0, \quad (4.2)$$

$$\partial_t g = \frac{2}{\Delta t} \frac{e^{-\Delta t/\varepsilon^2} - 1}{e^{-\Delta t/\varepsilon^2} + 1} g - \frac{2}{\varepsilon} \frac{e^{-\Delta t/2\varepsilon^2}}{e^{-\Delta t/\varepsilon^2} + 1} [v \partial_x \rho + v \partial_x g - \partial_x \langle v g \rangle]. \quad (4.3)$$

4.2 Time discretization.

We are now interested in the construction of an AP scheme for system (4.2)-(4.3), based on a second-order splitting method for the time discretization and a Lagrangian method for the phase space discretization of the micro part.

In the sequel, we will use the same notations as in Subsection 3.2. The splitting method is based on a prediction step on $\Delta t/2$ (first-order) and a correction step on Δt . Then, a second-order (in time) scheme for (4.2)-(4.3) would read

Prediction step on $\Delta t/2$

$$g^{n+1/2} = g^n + \frac{e^{-\Delta t/\varepsilon^2} - 1}{e^{-\Delta t/\varepsilon^2} + 1} g^n - \frac{\Delta t}{\varepsilon} \frac{e^{-\Delta t/2\varepsilon^2}}{e^{-\Delta t/\varepsilon^2} + 1} \mathcal{F}(\rho^n, g^n), \quad (4.4)$$

$$\rho^{n+1/2} = \rho^n - \frac{\Delta t}{2\varepsilon} \partial_x \langle v g^{n+1/2} \rangle, \quad (4.5)$$

Correction step on Δt

$$g^{n+1} = g^n + 2 \frac{e^{-\Delta t/\varepsilon^2} - 1}{e^{-\Delta t/\varepsilon^2} + 1} \tilde{g} - \frac{2\Delta t}{\varepsilon} \frac{e^{-\Delta t/2\varepsilon^2}}{e^{-\Delta t/\varepsilon^2} + 1} \mathcal{F}(\rho^{n+1/2}, g^{n+1/2}), \quad (4.6)$$

$$\rho^{n+1} = \rho^n - \frac{\Delta t}{\varepsilon} \partial_x \langle v g^{n+1/2} \rangle. \quad (4.7)$$

We still have to fix \tilde{g} in (4.6) in order to get a second-order scheme and to ensure the convergence of g^{n+1} to zero as ε goes to zero. It turns out the choice $\tilde{g} = \frac{g^n + g^{n+1}}{2}$ ensures the two conditions. Indeed, we get for the correction step of the micro part

$$g^{n+1} = e^{-\Delta t/\varepsilon^2} g^n - \frac{\Delta t}{\varepsilon} e^{-\Delta t/2\varepsilon^2} \mathcal{F}(\rho^{n+1/2}, g^{n+1/2}).$$

Note that $\tilde{g} = \frac{g^n + g^{n+1}}{2}$ ensures the second-order accuracy of the scheme but does not ensure the convergence of g^{n+1} to zero as ε goes to zero (it gives $g^{n+1} = g^n$).

Up to now, the micro part converges exponentially fast to zero (when ε goes to zero), so that the asymptotic behavior of the scheme is $\rho^{n+1} = \rho^n$. Hence, the last but not the least step consists in modifying the macro flux $\partial_x \langle v g^{n+1/2} \rangle$ in (4.7) to capture the correct asymptotic limit.

As done in Section 3, we will modify the discretization of the macro flux in order to make appear the diffusion term directly in the macro part (4.7). This allows us to take the diffusion term implicit and thus to avoid a constraint of diffusion-type $\Delta t = \mathcal{O}(\Delta x^2)$ in the limit $\varepsilon \rightarrow 0$ (as done in Section 3). However, the modification has to be of order Δt^3 for a fixed $\varepsilon > 0$ to not spoil the second-order accuracy of the scheme. The correction we propose consists in computing ρ_i^{n+1} with (4.7), in which we add a diffusion term (discretized with a second-order Crank-Nicolson scheme) in front of which we added the coefficient $\Delta t(1 - e^{-\Delta t/\varepsilon^2})^2$. This coefficient is of order $\mathcal{O}(\Delta t^3)$ for fixed $\varepsilon > 0$ and degenerates to Δt when ε goes to zero as required. We then obtain

$$\rho_i^{n+1} = \rho_i^n - \frac{\Delta t}{\varepsilon} \partial_x \langle v g^{n+1/2} \rangle_i + \Delta t (1 - e^{-\Delta t/\varepsilon^2})^2 \frac{1}{3} \partial_{xx} \left(\frac{\rho_i^{n+1} + \rho_i^n}{2} \right). \quad (4.8)$$

Note that from (4.4), we see that $g^{n+1/2}$ behaves like $e^{-\Delta t/2\varepsilon^2}$ when $\varepsilon \rightarrow 0$, and so the asymptotic model derived from (4.4)-(4.7) reduces to $\rho^{n+1} = \rho^n$, which is not the desired diffusion limit. Therefore we added the term $\Delta t(1 - e^{-\Delta t/\varepsilon^2})^2 \frac{1}{3} \partial_{xx} \left(\frac{\rho_i^{n+1} + \rho_i^n}{2} \right)$ in (4.8) in order to capture the right asymptotic regime. This additional term is of order Δt^3 , so we keep the second-order accuracy for all fixed $\varepsilon > 0$. However when $\varepsilon \rightarrow 0$, this term is no longer negligible and provides in this limit the right diffusion asymptotic limit. Of course other choices than the multiplicative factor $(1 - e^{-\Delta t/\varepsilon^2})^2$ are possible. For example, we could have taken $\left(1 - \frac{1}{1 + \Delta t/\sqrt{\varepsilon}}\right)^2$, which gives second-order accuracy for all fixed $\varepsilon > 0$ and the right asymptotic limit too.

4.3 Lagrangian discretization.

We consider the same notations as in Subsection 3.2 and detail here the Lagrangian discretization of the micro-macro system (4.2)-(4.3). In the prediction step (4.4), we compute $x_k^{n+1/2}$ with a forward Euler integrator

$$x_k^{n+1/2} = x_k^n + \frac{\Delta t}{\varepsilon} \frac{e^{-\Delta t/2\varepsilon^2}}{e^{-\Delta t/\varepsilon^2} + 1} v_k, \quad (4.9)$$

and advance the weights with

$$w_k^{n+1/2} = \frac{2e^{-\Delta t/\varepsilon^2}}{e^{-\Delta t/\varepsilon^2} + 1} w_k^n - \frac{\Delta t}{\varepsilon} \frac{e^{-\Delta t/2\varepsilon^2}}{e^{-\Delta t/\varepsilon^2} + 1} [v_k \partial_x \rho^n(x_k^n) - \partial_x \langle v_k g^n(x_k^n) \rangle] \frac{L_x L_v}{N_p}. \quad (4.10)$$

We end this prediction step by computing the flux $\langle v g^{n+1/2} \rangle$ with (3.11) to get the density

$$\rho_i^{n+1/2} = \rho_i^n - \frac{\Delta t}{2\varepsilon} \partial_x \langle v g^{n+1/2} \rangle_i. \quad (4.11)$$

Now in the correction step, we compute the position at t^{n+1} with

$$x_k^{n+1} = x_k^n + \frac{\Delta t}{\varepsilon} e^{-\Delta t/2\varepsilon^2} v_k, \quad (4.12)$$

then the weights are given by

$$w_k^{n+1} = e^{-\Delta t/\varepsilon^2} w_k^n - \frac{\Delta t}{\varepsilon} e^{-\Delta t/2\varepsilon^2} [v_k \partial_x \rho^{n+1/2}(x_k^{n+1/2}) - \partial_x \langle v_k g^{n+1/2}(x_k^{n+1/2}) \rangle] \frac{L_x L_v}{N_p}. \quad (4.13)$$

Now, using (4.8) in the last step, we have

$$\rho_i^{n+1} = \rho_i^n - \frac{\Delta t}{\varepsilon} \partial_x \langle v g^{n+1/2} \rangle_i + \Delta t (1 - e^{-\Delta t/\varepsilon^2})^2 \frac{1}{3} \partial_{xx} \left(\frac{\rho_i^{n+1} + \rho_i^n}{2} \right), \quad (4.14)$$

where $\langle vg^{n+1/2} \rangle_i$ is computed using (3.11). The previous scheme is a semi-discrete and second-order approximation in time of the original equation (2.1). To get a fully discretized scheme, the space derivatives are approximated exactly in the same way as in Subsection 3.2.

We finally have the following result.

Proposition 4.1. *The scheme given by (4.9)-(4.10)-(4.11)-(4.12)-(4.13)-(4.14) enjoys the AP property, i.e. it satisfies the following properties*

- for fixed $\varepsilon > 0$, the scheme is a second-order (in time) approximation of the original model (1.1),
- for fixed $\Delta t > 0$, the scheme degenerates into an implicit second-order (in time) scheme of (1.2).

Proof. When $\varepsilon \rightarrow 0$, we get from (4.10) $w_k^{n+1/2} \rightarrow 0$ exponentially fast and then $\langle vg^{n+1/2} \rangle_i \rightarrow 0$. By injecting it in the macro equation (4.14), we have at the limit $\rho_i^{n+1} = \rho_i^n + \frac{\Delta t}{3} \partial_{xx} \left(\frac{\rho_i^{n+1} + \rho_i^n}{2} \right)$, which is a Crank-Nicolson discretization of the diffusion equation (1.2). \square

Remark 4.1. *Let us emphasize that the moments $\langle \cdot \rangle$ have to be computed with B-spline functions of order $\ell \geq 1$ in order to obtain a second-order in time scheme. Taking $\ell = 0$ would lead to space discontinuities preventing the time scheme to be of second-order.*

The scheme is finally summarized in the following algorithm.

Algorithm 4.1.

- Initialization of (x_k^0, v_k^0) , ω_k^0 and ρ_i^0 .

At each time step:

Prediction step: from t^n to $t^{n+1/2}$.

- 1) Advance micro part:
 - advance the characteristics with (4.9),
 - compute $\langle vg \rangle$ with (3.11) and B-spline functions of order $\ell \geq 1$,
 - advance the equation on the weights with (4.10).
- 2) Projection step: compute $(I - \langle \cdot \rangle)g^{n+1/2}$ using [6].
- 3) Advance macro part:
 - compute $\langle vg^{n+1/2} \rangle$ with (3.11) and B-spline functions of order $\ell \geq 1$,
 - compute the density with (4.11).

Correction step: from t^n to t^{n+1} .

- 4) Advance micro part:
 - advance the characteristics with (4.12),
 - compute $\langle vg \rangle$ with (3.11) and B-spline functions of order $\ell \geq 1$,
 - advance the equation on the weights with (4.13).
- 5) Advance macro part with (4.14).

5 Extension to the Vlasov-Poisson-BGK case

This section is devoted to the extension of our method to kinetic equation making appear an electric field in the velocity direction. We consider the Vlasov-Poisson-BGK system in the diffusion scaling

$$\partial_t f + \frac{1}{\varepsilon} v \partial_x f + \frac{1}{\varepsilon} E \partial_v f = \frac{1}{\varepsilon^2} (\rho M - f), \quad (5.1)$$

$$\partial_x E = \rho - 1, \quad (5.2)$$

$$\int_{\Omega} E dx = 0, \quad \forall t \geq 0, \quad (5.3)$$

where $x \in \Omega = [0, L_x] \subset \mathbb{R}$, $\rho(t, x) = \int_{\mathbb{R}} f(t, x, v) dv$ and $M(v) = \frac{1}{\sqrt{2\pi}} \exp\left(-\frac{v^2}{2}\right)$ is the absolute Maxwellian. Let $f_0(x, v) = f(t=0, x, v)$ the initial distribution function and let consider periodic boundary conditions in x : $f(t, 0, v) = f(t, L_x, v)$, $\forall v \in V$, $E(t, 0) = E(t, L_x) \forall t \geq 0$.

We can extend our schemes to this problem by adapting the computations of Subsections 4.1 and 4.2. We do not give all the details of the computations but insist on difficulties coming from the electric field term and write the resulting schemes.

The second-order reformulated micro-macro system corresponding to (1.3) is

$$\partial_t \rho + \frac{1}{\varepsilon} \partial_x \langle vg \rangle = 0, \quad (5.4)$$

$$\partial_t g = \frac{2}{\Delta t} \frac{e^{-\Delta t/\varepsilon^2} - 1}{e^{-\Delta t/\varepsilon^2} + 1} g - \frac{2}{\varepsilon} \frac{e^{-\Delta t/2\varepsilon^2}}{e^{-\Delta t/\varepsilon^2} + 1} [vM\partial_x \rho + v\partial_x g - \partial_x \langle vg \rangle M - vME\rho + E\partial_v g]. \quad (5.5)$$

The limit model is here the drift-diffusion equation coupled to Poisson equation (2.4).

Equipped with this system (5.4)-(5.5), we construct the following Lagrangian, second-order in time scheme for (5.1)-(5.2)-(5.3). In the prediction step, characteristics are solved through

$$x_k^{n+1/2} = x_k^n + \frac{\Delta t}{\varepsilon} \frac{e^{-\Delta t/2\varepsilon^2}}{e^{-\Delta t/\varepsilon^2} + 1} v_k^n, \quad v_k^{n+1/2} = v_k^n + \frac{\Delta t}{\varepsilon} \frac{e^{-\Delta t/2\varepsilon^2}}{e^{-\Delta t/\varepsilon^2} + 1} E^n(x_k^n), \quad (5.6)$$

the weights evolve with

$$w_k^{n+1/2} = \frac{2e^{-\Delta t/\varepsilon^2}}{e^{-\Delta t/\varepsilon^2} + 1} w_k^n - \frac{\Delta t}{\varepsilon} \frac{e^{-\Delta t/2\varepsilon^2}}{e^{-\Delta t/\varepsilon^2} + 1} [v_k^n M(v_k^n) \partial_x \rho^n(x_k^n) - \partial_x \langle v_k^n g^n(x_k^n) \rangle M(v_k^n) - v_k^n M(v_k^n) E^n(x_k^n) \rho^n(x_k^n)] \frac{L_x L_v}{N_p} \quad (5.7)$$

and the macro equation is advanced with

$$\rho_i^{n+1/2} = \rho_i^n - \frac{\Delta t}{2\varepsilon} \partial_x \langle vg^{n+1/2} \rangle_i + \frac{\Delta t}{2} (1 - e^{-\Delta t/\varepsilon^2}) \partial_x \left(\partial_x \left(\frac{\rho_i^{n+1/2} + \rho_i^n}{2} \right) - E_i^n \rho_i^n \right). \quad (5.8)$$

In the correction step, characteristics are solved through

$$x_k^{n+1} = x_k^n + \frac{2\Delta t}{\varepsilon} \frac{e^{-\Delta t/2\varepsilon^2}}{e^{-\Delta t/\varepsilon^2} + 1} v_k^{n+1/2}, \quad v_k^{n+1} = v_k^n + \frac{2\Delta t}{\varepsilon} \frac{e^{-\Delta t/2\varepsilon^2}}{e^{-\Delta t/\varepsilon^2} + 1} E^{n+1/2}(x_k^{n+1/2}), \quad (5.9)$$

the weights evolve with

$$w_k^{n+1} = e^{-\Delta t/\varepsilon^2} w_k^n - \frac{\Delta t}{\varepsilon} e^{-\Delta t/2\varepsilon^2} \left[v_k^{n+1/2} M(v_k^{n+1/2}) \partial_x \rho^{n+1/2}(x_k^{n+1/2}) - \partial_x \langle v_k^{n+1/2} g^{n+1/2}(x_k^{n+1/2}) \rangle M(v_k^{n+1/2}) - v_k^{n+1/2} M(v_k^{n+1/2}) E^{n+1/2}(x_k^{n+1/2}) \rho^{n+1/2}(x_k^{n+1/2}) \right] \frac{L_x L_v}{N_p}. \quad (5.10)$$

and the macro equation is advanced with

$$\rho_i^{n+1} = \rho_i^n - \frac{\Delta t}{\varepsilon} \partial_x \langle v g^{n+1/2} \rangle_i + \Delta t (1 - e^{-\Delta t/\varepsilon^2})^2 \partial_x \left(\partial_x \left(\frac{\rho_i^{n+1} + \rho_i^n}{2} \right) - E_i^{n+1/2} \rho_i^{n+1/2} \right). \quad (5.11)$$

The limit has been directly written in the macroscopic equation and the diffusion term is managed by a Crank-Nicolson method, in the prediction as well as in the correction step. The previous scheme is a semi-discrete and second-order approximation in time of the original equation (2.3). To get a fully discretized scheme, the space derivatives are approximated exactly in the same way as in Subsection 3.2.

We have the following proposition.

Proposition 5.1. *The scheme given by (5.6)-(5.7)-(5.8)-(5.9)-(5.10)-(5.11) enjoys the AP property, i.e. it satisfies the following properties*

- for fixed $\varepsilon > 0$, the scheme is a second-order (in time) approximation of the original model (1.3),
- for fixed $\Delta t > 0$, the scheme degenerates into a second-order (in time) scheme of (1.5).

The scheme is finally summarized in the following algorithm.

Algorithm 5.1.

- Initialize (x_k^0, v_k^0) , ω_k^0 , and ρ_i^0 .
- Compute E_i^0 thanks to FFT or finite differences.
At each time step:
Prediction step: from t^n to $t^{n+1/2}$.
- 1) Advance micro part:
 - advance the characteristics with (5.6),
 - compute $\langle v g \rangle$ with (3.11) and B-spline functions of order $\ell \geq 1$,
 - advance the equation on the weights with (5.7).
- 2) Projection step: compute $(I - \langle \cdot \rangle) g^{n+1/2}$ using [6].
- 3) Advance macro part:
 - compute $\langle v g^{n+1/2} \rangle$ with (3.11) and B-spline functions of order $\ell \geq 1$,
 - compute $\rho_i^{n+1/2}$ with (5.8),
 - compute $E_i^{n+1/2}$ thanks to FFT or finite differences.**Correction step: from t^n to t^{n+1} .**
- 4) Advance micro part:
 - advance the characteristics with (5.9),
 - compute $\langle v g \rangle$ with (3.11) and B-spline functions of order $\ell \geq 1$,
 - advance the equation on the weights with (5.10).
- 5) Advance macro part:

- compute ρ_i^{n+1} with (5.11),
- compute E_i^{n+1} thanks to FFT or finite differences.

Remark 5.1. We propose to use an upwind discretization of the derivative $\partial_x \left(E_i^{n+1/2} \rho_i^{n+1/2} \right)$:

$$\partial_x \left(E_i^{n+1/2} \rho_i^{n+1/2} \right) \approx \frac{E_i^{n+1/2,+} \rho_i^{n+1/2} + E_i^{n+1/2,-} \rho_{i+1}^{n+1/2}}{\Delta x} - \frac{E_{i-1}^{n+1/2,+} \rho_{i-1}^{n+1/2} + E_{i-1}^{n+1/2,-} \rho_i^{n+1/2}}{\Delta x},$$

where the standard notations $u^+ = \max(u, 0)$ and $u^- = \min(u, 0)$ are used. The same discretization is done for $\partial_x (E_i^n \rho_i^n)$ in the prediction step.

6 Numerical results

This section is devoted to some numerical experiments comparing the here designed micro-macro model with particles (denoted by MiMa-Part-1 for the first-order scheme and by MiMa-Part-2 for the second-order scheme) to the micro-macro Eulerian model (denoted by MiMa-Grid), the moment guided method (denoted by Moment G.) and (i) the Full PIC method in kinetic regimes (ε of order 1) or (ii) the limit scheme in diffusion regime ($\varepsilon \ll 1$). MiMa-Part-1 corresponds to Proposition 3.1 and MiMa-Part-2 corresponds to Proposition 4.1. The micro-macro Eulerian scheme is presented in Appendix A. The moment guided method was first presented in [11] and is adapted to our context in Appendix B. The Full PIC method [3] consists in applying the particle representation (3.6) to the whole function f (and not only to the perturbation g) and to solve the characteristics and the equations on weights coming from equation (1.1) or (1.3).

In the sequel, we consider three families of test cases: radiative transport equation (RTE) test cases with periodic boundary conditions (see equation (1.1)) in Subsection 6.1, Vlasov-Poisson-BGK test cases (see equations (1.3)-(1.4)) of Landau damping type in Subsection 6.2 and two-stream instability (TSI) test cases in Subsection 6.3.

6.1 RTE with periodic boundary conditions.

We consider the RTE test case given by the initial condition

$$f(t=0, x, v) = 1 + \cos \left(2\pi \left(x + \frac{1}{2} \right) \right), \quad x \in [0, 1], v \in [-1, 1], \quad (6.1)$$

with $M(v) = 1, \forall v \in [-1, 1]$, and periodic boundary conditions in x .

We propose here to verify numerically the convergence of MiMa-Part-2 (presented in Subsection 4.3), Lagrangian in space, of second-order in time and with an implicit treatment of the diffusion term (see Algorithm 4.1). In Figure 1, we plot the error in L^∞ norm of the density ρ at time $T = 0.1$ as a function of Δt (from 10^{-4} to 0.1) for the following parameters: $N_x = 16, N_p = 1000$. For $\varepsilon \geq 10^{-3}$, the reference solution is computed with MiMa-Part-2 using the same parameters but with $\Delta t = 10^{-7}$. Whereas for $\varepsilon < 10^{-3}$, the reference is a numerical solution of the diffusion equation (computed on a space grid, with $N_x = 16$ and $\Delta t = 10^{-7}$). In Figure 2, the error in L^∞ norm is now represented as a function of ε for different values of Δt : $10^{-1}, 10^{-2}, 10^{-3}$ and 10^{-4} . The reference solution is computed as previously.

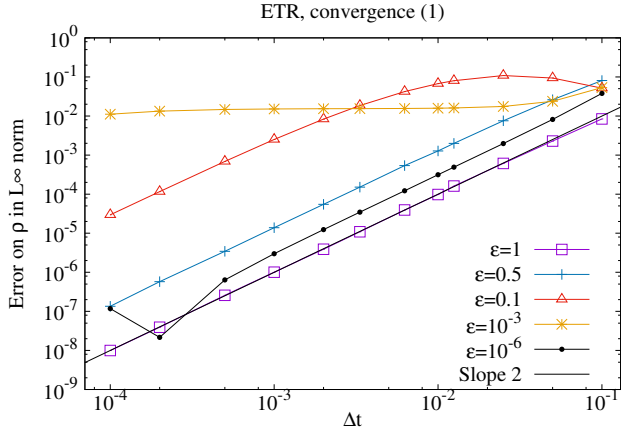


Figure 1: Error in L^∞ norm of ρ at time $T = 0.1$ as a function of Δt for $N_x = 16$, $N_p = 1000$, $\varepsilon = 1, 0.5, 0.1, 10^{-3}$ and 10^{-6} .

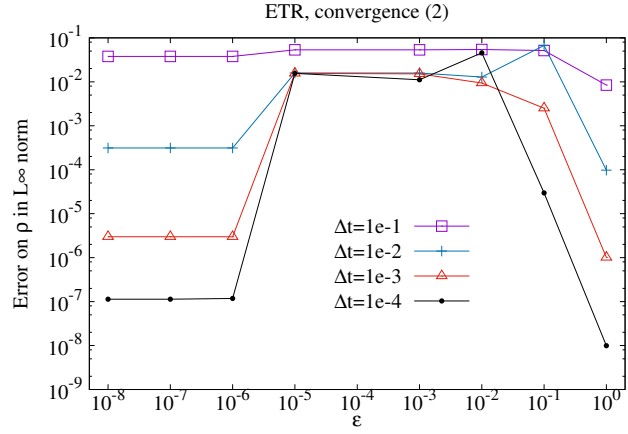


Figure 2: Error in L^∞ norm of ρ at time $T = 0.1$ as a function of ε for $N_x = 16$, $N_p = 1000$, $\Delta t = 10^{-1}, 10^{-2}, 10^{-3}$ and 10^{-4} .

These plots confirm the fact that MiMa-Part-2 is second-order accurate in time for any fixed $\varepsilon > 0$, and also when $\varepsilon \rightarrow 0$. However, for intermediate regimes (for instance $\varepsilon = 0.1$ and $\varepsilon = 10^{-3}$), order reduction is observed. This is a classical observation for AP schemes. Note that similar behaviour is obtained with L^2 norm.

In Figure 3, we verify the AP property of the MiMa-Part-2 scheme and plot the density $\rho(T = 0.1, x)$ as a function of x for different values of ε : 1, 0.25, 10^{-2} and 10^{-6} . We take fixed parameters: $N_x = 64$, $\Delta t = 10^{-3}$ and $N_p = 10^4$. We compare the solutions obtained by MiMa-Part-2 to a numerical solution of the diffusion equation (computed on a space grid, with $N_x = 512$ and $\Delta t = \Delta x^2$) and see that the ε -dependent solutions come closer to the diffusion one when ε decreases.

Moreover, we illustrate in Figure 4 the fact that the cost of our method is very small at the limit. For that, we plot the density $\rho(T = 0.1, x)$ as a function of x for $\varepsilon = 10^{-6}$ ($N_x = 64$ and $\Delta t = 10^{-2}$) and see that $N_p = 100$ is sufficient to represent in a good way (without noise) the density. The numerical cost is then very close to the one of the asymptotic model.

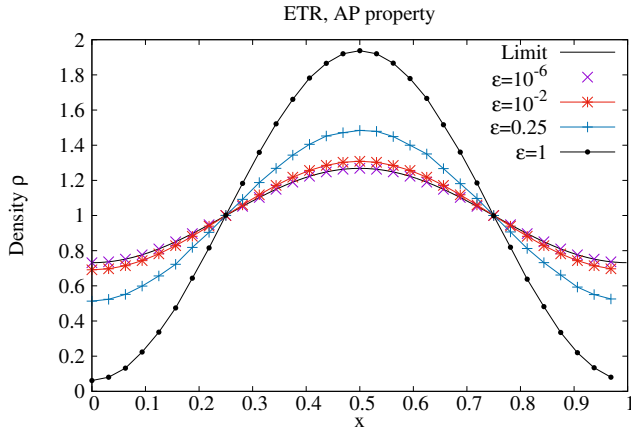


Figure 3: AP property. Density $\rho(T = 0.1, x)$ for $\varepsilon = 1, 0.25, 10^{-2}$ and 10^{-6} . $N_x = 64$, $\Delta t = 10^{-3}$ and $N_p = 10^4$. Comparison with the diffusion solution.

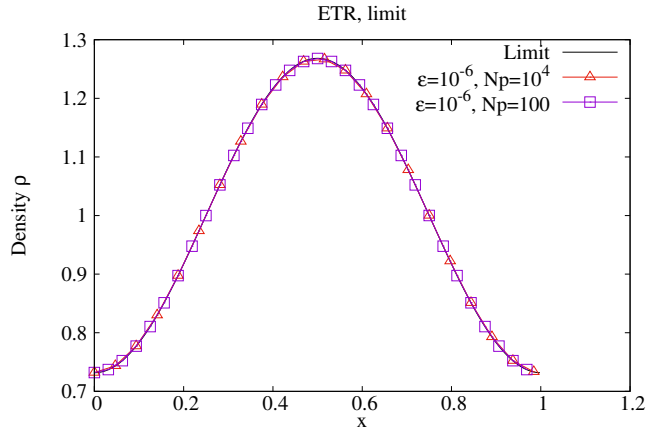


Figure 4: Cost at the limit. Density $\rho(T = 0.1, x)$ for $\varepsilon = 10^{-6}$, $N_x = 64$, $\Delta t = 10^{-2}$ and $N_p = 10^4$ or $N_p = 100$. Comparison with the diffusion solution.

6.2 Landau damping.

In this subsection, we present Landau damping test cases in both regimes (kinetic when $\varepsilon = \mathcal{O}(1)$ and diffusive when $\varepsilon \rightarrow 0$). This test is known to be relevant to check the accuracy of the numerical method. In particular, conventional PIC methods have difficulties to capture the long-time behaviour due to the statistical noise. The initial distribution function is given by

$$f(t=0, x, v) = \frac{1}{\sqrt{2\pi}} \exp\left(-\frac{v^2}{2}\right) (1 + \alpha \cos(kx)), \quad x \in \left[0, \frac{2\pi}{k}\right], \quad v \in \mathbb{R}, \quad (6.2)$$

with the wave number $k = 0.5$ and $\alpha = 0.05$. For the micro-macro model (1.3), the initial condition is $\rho(t=0, x) = 1 + \alpha \cos(kx)$ and $g(t=0, x, v) = 0$. For the limit drift-diffusion equation (1.5), we have $\rho(t=0, x) = 1 + \alpha \cos(kx)$.

We first verify the order in time of the MiMa-Part-2 scheme detailed in Section 5 and plot in Figure 5 the error in L^∞ norm of the density ρ at time $T = 0.1$ as a function of Δt (from 10^{-4} to 0.1) for the following parameters: $N_x = 16$, $N_p = 1000$. For $\varepsilon \geq 10^{-3}$, the reference solution is computed with MiMa-Part-2 using the same parameters but with $\Delta t = 10^{-7}$. Whereas for $\varepsilon = 10^{-6}$ the reference is a numerical solution of the drift-diffusion equation (computed on a space grid, with $N_x = 16$ and $\Delta t = 10^{-7}$).

Results are similar to the RTE case: the second-order in time is preserved for big and small values of ε but not for intermediate regimes.

We are now interested in more qualitative tests by considering the time history of the electric energy $\mathcal{E}(t) = \sqrt{\int_0^{L_x} E(t, x)^2 dx}$ in semi-logarithmic scale for different values of ε . We compare the results obtained by MiMa-Part-2 (detailed in Algorithm 5.1) to other schemes: MiMa-part-1, Moment G. and Full PIC (for ε of order 1) or the scheme for the drift-diffusion model (for small values of ε).

We expect that the number of particles that is necessary to represent in a good way the perturbation g in MiMa-Part methods decreases when ε diminishes and consider $N_p = 10^5$ if $\varepsilon \geq 0.5$, $N_p = 10^4$ if $\varepsilon = 0.1$ and $N_p = 10^2$ if $\varepsilon = 10^{-4}$. For comparison, we take the same N_p for moment guided and Full PIC methods.

Results for $\varepsilon = 10$ are given in Figure 6. For the four particle methods, we take $\Delta t = 0.1$, and $N_x = 128$. With the same parameters, results for $\varepsilon = 1$ are presented in Figure 7. For $\varepsilon = 0.5$, we consider $\Delta t = 0.01$ and $N_x = 256$ for the four particle methods. Results are given in Figure 8. For these three values of ε , the reference is given by MiMa-Grid with $N_x = N_v = 512$ and $\Delta t = \Delta x^2 \approx 6 \times 10^{-4}$. First, we note that the behaviour of the electric energy is well described during time by micro-macro schemes (MiMa-Part and MiMa-Grid). As observed in [6], the Full PIC method suffers from numerical noise. This is due to the probabilistic character of particle methods (for instance the random initialization of particles). To reduce this noise, we should consider more particles, which would increase the numerical cost. As expected, the moment guided method gives better results than the Full PIC one, but suffers however also from this noise. In MiMa-Part schemes, only the perturbation g is represented by particles (not the whole distribution function f), that is why for the same N_p , the noise is lower, which enables to capture the reference solution for large times. In addition, MiMa-Part-2 is closer to the reference MiMa-Grid than the first-order version MiMa-Part-1.

For smaller values of ε , we compare the four AP schemes (MiMa-Part-1, MiMa-Part-2, MiMa-Grid and Moment G.) to the limit scheme. Results for $\varepsilon = 0.1$ are given in Figure 9. Parameters are the following: $\Delta t = 10^{-3}$ and $N_x = 128$ for particle methods, $\Delta t = 0.1\Delta x^2 \approx 3.5 \times 10^{-3}$ and $N_x = N_v = 64$ for MiMa-Grid. We observe that MiMa-Part-2 is the best method since it almost coincides with the reference MiMa-Grid method. Finally, results for $\varepsilon = 10^{-4}$ are given in Figure

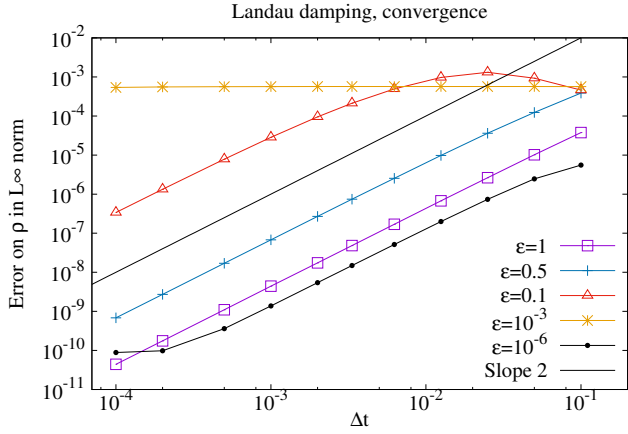


Figure 5: Error in L^∞ norm of ρ at time $T = 0.1$ as a function of Δt for $N_x = 16$, $N_p = 1000$, $\varepsilon = 1, 0.5, 0.1, 10^{-3}$ and 10^{-6} .

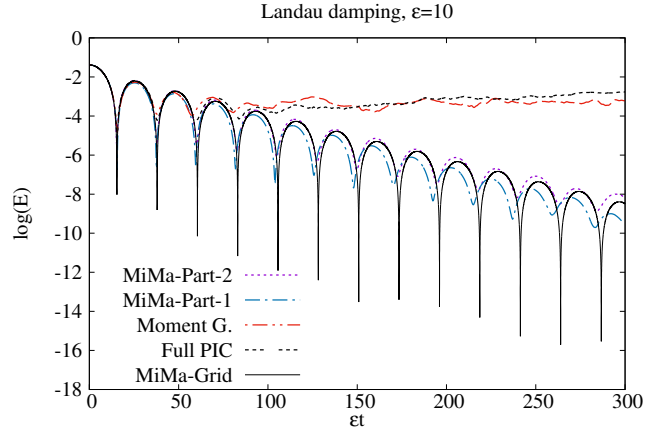


Figure 6: Time history of the electric energy, $\varepsilon = 10$. $\Delta t = 0.1$, $N_x = 128$ and $N_p = 10^5$ for the four particle methods.

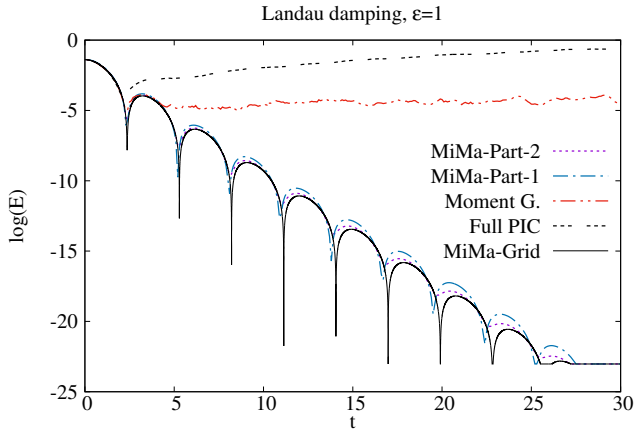


Figure 7: Time history of the electric energy, $\varepsilon = 1$. $\Delta t = 0.1$, $N_x = 128$ and $N_p = 10^5$ for the four particle methods.

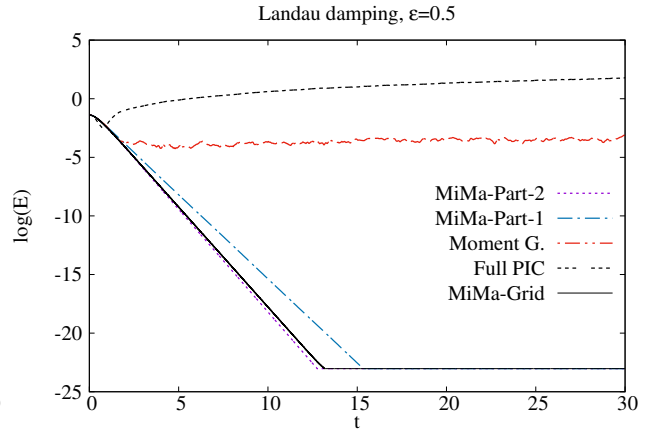


Figure 8: Time history of the electric energy, $\varepsilon = 0.5$. $\Delta t = 0.01$, $N_x = 256$ and $N_p = 10^5$ for the four particle methods.

10, where we have $\Delta t = 10^{-2}$ and $N_x = 128$ for particle methods, $\Delta t = 0.1\Delta x^2 \approx 3.5 \times 10^{-3}$ and $N_x = N_v = 64$ for MiMa-Grid. The asymptotic regime is well recovered by all these AP methods. As in [6], we remark that few particles are sufficient in the particle-micro-macro schemes to describe in a good way the solution when ε is small. The cost is then reduced at the limit.

In Figures 11 and 12, we plot the spatial dependency of the densities (at $T = 1$) obtained by MiMa-Part-2 and Full PIC methods for different numbers of particles for $\Delta t = 0.1$, $N_x = 128$ and $\varepsilon = 1$. The statistical error observed for MiMa-Part-2 is lower than the one observed for Full PIC when $N_p = 10^5$ is fixed. As expected, when N_p increases ($N_p = 10^6$), the noise decreases for both methods. Even with $N_p = 10^4$, MiMa-Part-2 gives rise to satisfactory results, whereas the corresponding Full PIC density would be not acceptable (not plotted on Figure 12).

6.3 Two stream instability.

We propose now a study in which the perturbation g is not zero initially and consider the Two-Stream Instability (TSI) test case in both regimes (kinetic and diffusive). The initial distribution

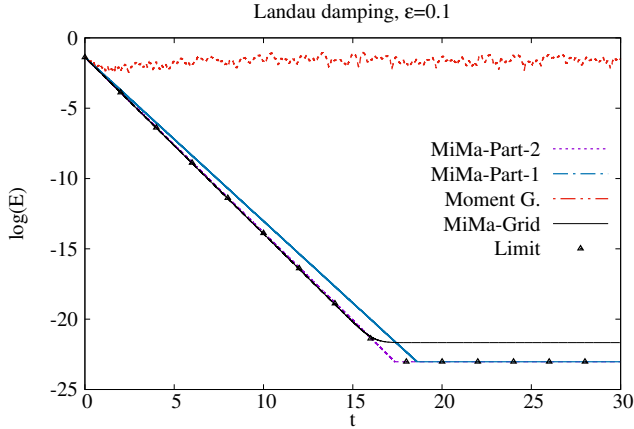


Figure 9: Time history of the electric energy, $\varepsilon = 0.1$. $\Delta t = 10^{-3}$, $N_x = 128$ and $N_p = 10^4$ for the four particle methods.

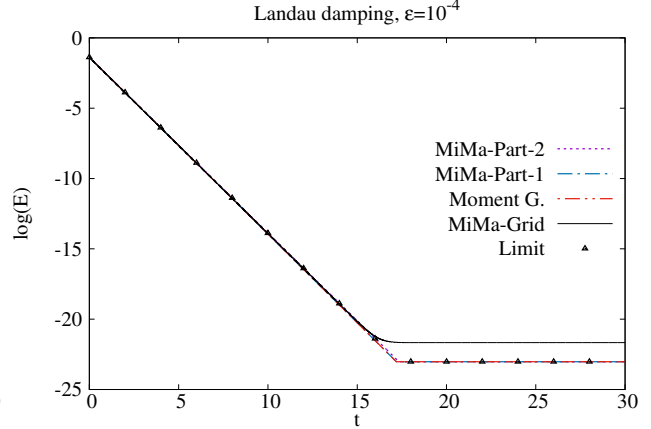


Figure 10: Time history of the electric energy, $\varepsilon = 10^{-4}$. $\Delta t = 0.01$, $N_x = 128$ and $N_p = 100$ for the four particle methods.

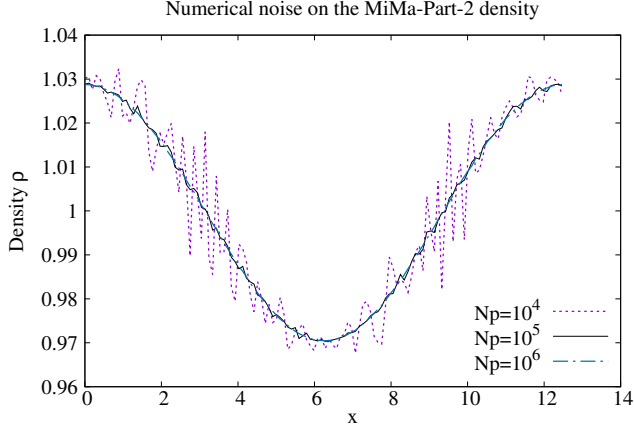


Figure 11: Density $\rho(T = 1, x)$ for $\varepsilon = 1$, $\Delta t = 0.1$, $N_x = 128$ and different numbers of particles for the MiMa-Part-2 method.

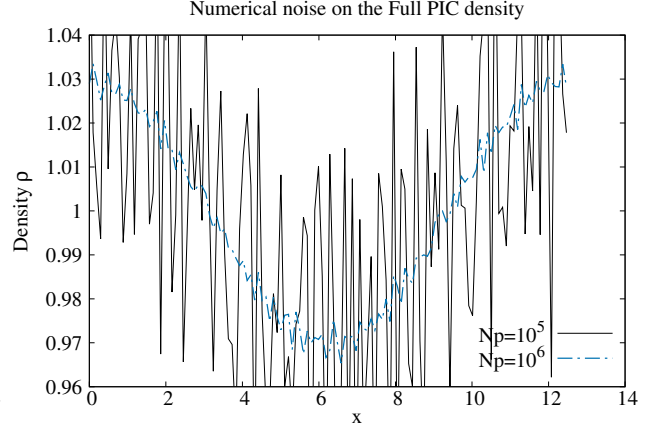


Figure 12: Density $\rho(T = 1, x)$ for $\varepsilon = 1$, $\Delta t = 0.1$, $N_x = 128$ and different numbers of particles for the Full PIC method.

function is given by

$$f(t = 0, x, v) = \frac{1}{\sqrt{2\pi}} v^2 \exp\left(-\frac{v^2}{2}\right) (1 + \alpha \cos(kx)), \quad x \in \left[0, \frac{2\pi}{k}\right], \quad v \in \mathbb{R}, \quad (6.3)$$

with the wave number $k = 0.5$ and $\alpha = 0.05$. The initial condition for the micro-macro model (1.3) is $\rho(t = 0, x) = 1 + \alpha \cos(kx)$ and $g(t = 0, x, v) = \frac{1}{\sqrt{2\pi}} (v^2 - 1) \exp\left(-\frac{v^2}{2}\right) (1 + \alpha \cos(kx))$. For the limit drift-diffusion equation (1.5), we have as in the Landau damping case $\rho(t = 0, x) = 1 + \alpha \cos(kx)$.

We first verify the order in time of the MiMa-Part-2 scheme detailed in Section 5 and plot in Figure 13 the error in L^∞ norm of the density ρ at time $T = 0.1$ as a function of Δt (from 10^{-4} to 0.1) for the following parameters: $N_x = 16$, $N_p = 1000$. For $\varepsilon \geq 10^{-3}$, the reference solution is computed with MiMa-Part-2 using the same parameters but with $\Delta t = 10^{-7}$. Whereas for $\varepsilon = 10^{-6}$, the reference is a numerical solution of the drift-diffusion equation (computed on a space grid, with $N_x = 16$ and $\Delta t = 10^{-7}$).

As for the RTE and the Landau damping cases, the second-order in time is preserved for big and small values of ε but not for intermediate regimes.

We are now interested in the time evolution of the electric energy $\mathcal{E}(t) = \sqrt{\int_0^{L_x} E(t, x)^2 dx}$ in all regimes.

Results for $\varepsilon = 10$ are given in Figure 14. For the four particle methods, we take $N_p = 10^6$, $\Delta t = 0.1$, and $N_x = 128$. By taking $N_p = 10^5$, $\Delta t = 0.1$, and $N_x = 128$ for particle methods, we obtain results for $\varepsilon = 1$ presented in Figure 15. For $\varepsilon = 0.5$, we consider $N_p = 10^5$, $\Delta t = 0.01$ and $N_x = 256$ for the four particle methods. Results are given in Figure 16. For these three values of ε , the reference is given by MiMa-Grid with $N_x = N_v = 512$ and $\Delta t = \Delta x^2 \approx 6 \times 10^{-4}$. The behaviour of the electric energy is well described during time by micro-macro schemes (MiMa-Part and MiMa-Grid). As previously, the Full PIC method, as well as moment guided method suffer from numerical noise.

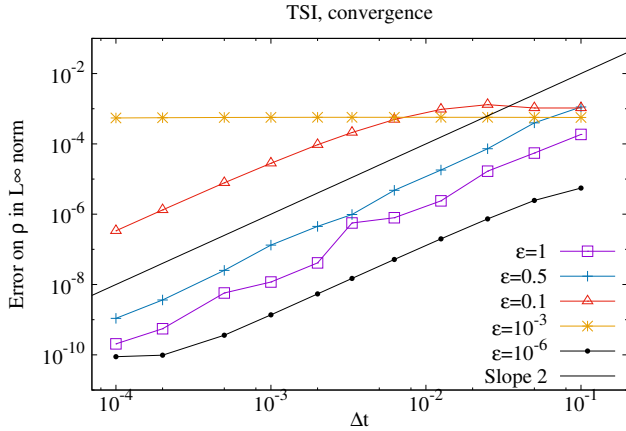


Figure 13: Error in L^∞ norm of ρ at time $T = 0.1$ as a function of Δt for $N_x = 16$, $N_p = 1000$, $\varepsilon = 1, 0.5, 0.1, 10^{-3}$ and 10^{-6} .

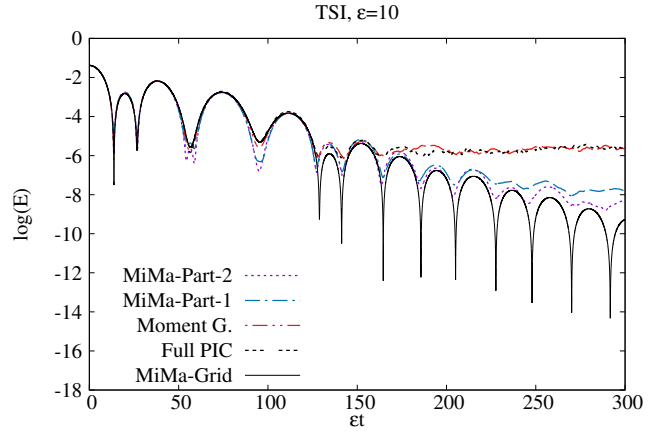


Figure 14: Time history of the electric energy, $\varepsilon = 10$. $\Delta t = 0.1$, $N_x = 128$ and $N_p = 10^6$ for the four particle methods.

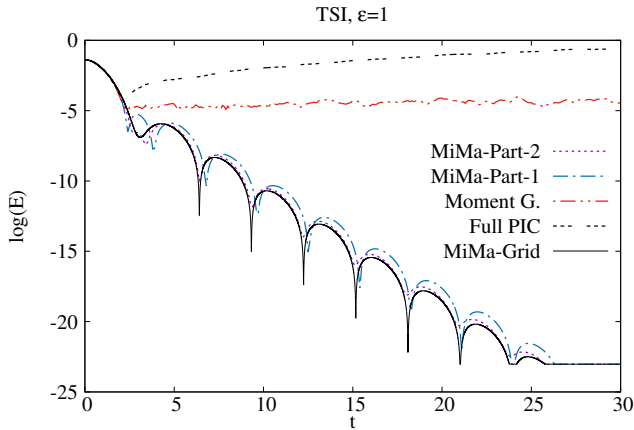


Figure 15: Time history of the electric energy, $\varepsilon = 1$. $\Delta t = 0.1$, $N_x = 128$ and $N_p = 10^5$ for the four particle methods.

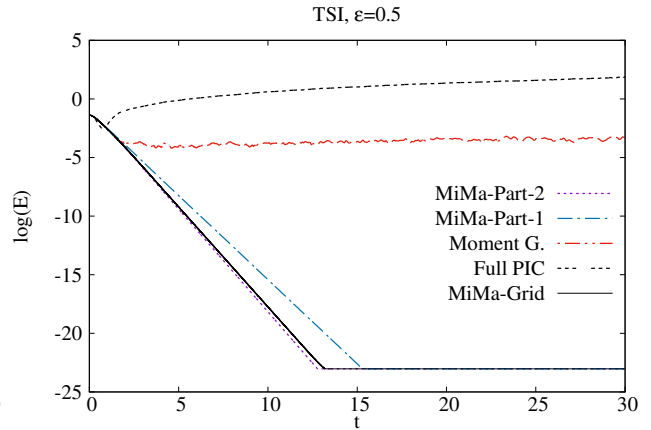


Figure 16: Time history of the electric energy, $\varepsilon = 0.5$. $\Delta t = 0.01$, $N_x = 256$ and $N_p = 10^5$ for the four particle methods.

To illustrate the efficiency of the method, we plot $f(T = 5, x, v)$ obtained by the reference MiMa-Grid, by MiMa-Part-2 and by Full PIC for $\varepsilon = 10$ on Figure 17 and for $\varepsilon = 0.5$ on Figure 18. For MiMa-Grid and MiMa-Part-2, f is reconstructed from g , ρ and M , whereas the approximation of f is directly given by the Full PIC scheme. The numerical parameters are the same as previously

(see comments on Figures 14 and 16). On Figure 17, we observe that the result obtained by MiMa-Part-2 and Full PIC are in good agreement with MiMa-Grid; however, some numerical noise can be distinguished on f obtained by the Full PIC method. On Figure 18 ($\varepsilon = 0.5$), we can see clearly that the level of the noise is higher for Full PIC, which prevents it from giving good results. On the contrary, MiMa-Part-2 produces good results compared to MiMa-Grid, since the noise only affects the micro part g , which is small in this regime.

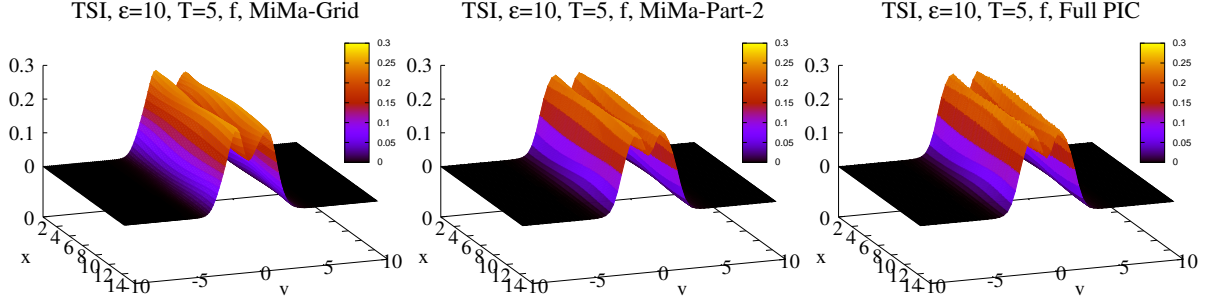


Figure 17: Representation of $f(T = 5, x, v)$, $\varepsilon = 10$. Distribution function f reconstructed from MiMa-Grid on the left, from MiMa-Part-2 on the middle and obtained by Full PIC on the right. $\Delta t = 0.1$, $N_x = 128$ and $N_p = 10^6$ for both particle methods. $N_x = N_v = 512$ and $\Delta t \approx 6 \times 10^{-4}$ for MiMa-Grid.

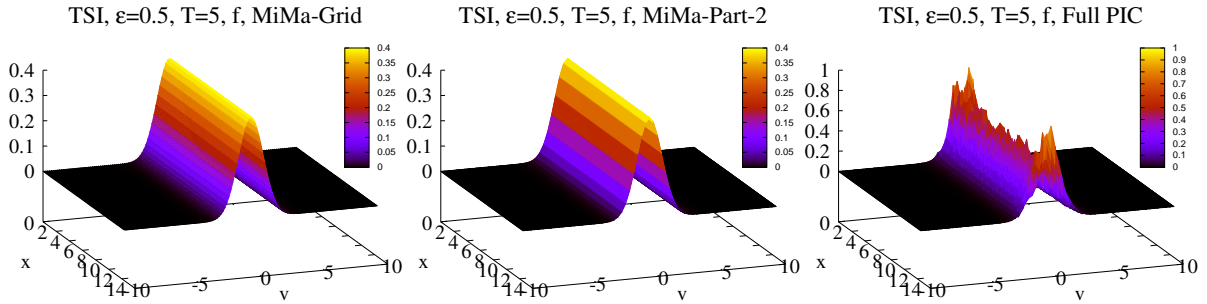


Figure 18: Representation of $f(T = 5, x, v)$, $\varepsilon = 0.5$. Distribution function f reconstructed from MiMa-Grid on the left, from MiMa-Part-2 on the middle and obtained by Full PIC on the right. $\Delta t = 0.01$, $N_x = 256$ and $N_p = 10^5$ for both particle methods. $N_x = N_v = 512$ and $\Delta t \approx 6 \times 10^{-4}$ for MiMa-Grid.

For smaller values of ε , we compare the four AP schemes (MiMa-Part-1, MiMa-Part-2, MiMa-Grid and Moment G.) to the limit scheme. Results for $\varepsilon = 10^{-1}$ are given in Figure 19. Parameters are the following: $\Delta t = 10^{-3}$, $N_x = 128$ and $N_p = 10^4$ for particle methods, $\Delta t = 0.1\Delta x^2 \approx 3.5 \times 10^{-3}$ and $N_x = N_v = 64$ for MiMa-Grid. As in the Landau damping case, MiMa-Part-2 gives the best result comparing to the reference MiMa-Grid. Finally, results for $\varepsilon = 10^{-4}$ are given in Figure 20, where we have $\Delta t = 10^{-2}$, $N_x = 128$ and $N_p = 100$ for particle methods, $\Delta t = 0.1\Delta x^2 \approx 3.5 \times 10^{-3}$ and $N_x = N_v = 64$ for MiMa-Grid. The asymptotic regime is well recovered by all these AP methods.

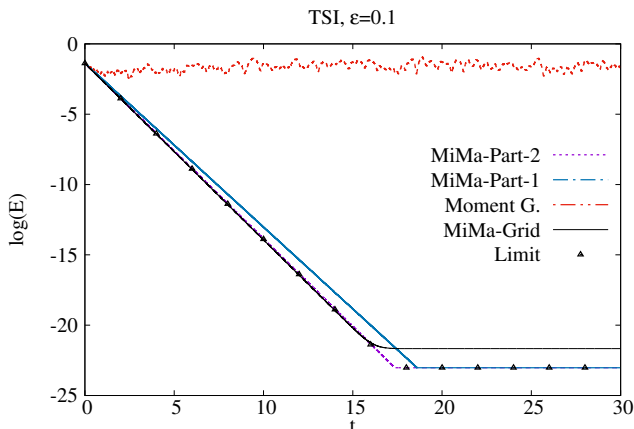


Figure 19: Time history of the electric energy, $\varepsilon = 0.1$. $\Delta t = 10^{-3}$, $N_x = 128$ and $N_p = 10^4$ for the four particle methods.

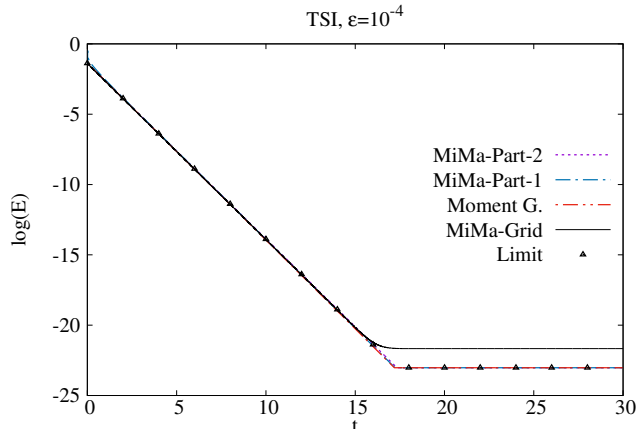


Figure 20: Time history of the electric energy, $\varepsilon = 10^{-4}$. $\Delta t = 0.01$, $N_x = 128$ and $N_p = 100$ for the four particle methods.

7 Conclusion

In this paper, we have presented new micro-macro models for the kinetic radiative transport equation (RTE), as well as for the Vlasov-Poisson-BGK system, in the diffusion scaling with periodic boundary conditions. First-order in time and second-order in time models are derived, and their Lagrangian discretizations are detailed. The obtained schemes are proved to degenerate into implicit discretizations of the limit model (the diffusion equation in the RTE case and the drift-diffusion equation in the Vlasov-Poisson-BGK case) when $\varepsilon \rightarrow 0$. This asymptotic property is shown in the numerical results too.

Moreover, thanks to the use of particle methods for the microscopic equation, the numerical cost is reduced when ε diminishes. Finally, compared to a standard PIC method (where f is represented by particles, and not g), the numerical noise is reduced.

In future works, we would like to extend the present approach to high-dimensional Vlasov-Maxwell-BGK case on the one side. On the other side, we would like to combine our approach to Monte Carlo ones to handle diffusion or drift-diffusion limits, in the spirit of what has been proposed for the hydrodynamic limit of Vlasov-BGK in [8]. Indeed, this would enable us to adapt automatically the number of particles with respect to ε which is of great importance in applications (recall that in the present work, N_p has to be fixed at the beginning). The main idea is to replace the equation of the weights ω_k by an equation on the velocities v_k to take into account the source part (see [8] for more details), as usual in Monte Carlo PIC methods.

A Time discretization for Eulerian schemes

We present the time discretization of (2.1) having in spirit a Eulerian discretization of the phase space. Obviously, the numerical scheme proposed in [2, 9, 22] works well. Now, (3.5) also provides a numerical scheme that we will exploit in this appendix.

Let us consider staggered grids in the phase-space domain and adopt the following notations: $x_i = i\Delta x$ and $x_{i+1/2} = i\Delta x + \Delta x/2$, $i \in \mathbb{N}$, define two grids in space and $v_j = j\Delta v$, $j \in \mathbb{N}$, defines a grid in velocity, where Δx (resp. Δv) is the step in space (resp. in velocity). Time is also discretized with a time step Δt and we note $t^n = n\Delta t$, $n \in \mathbb{N}$. The density ρ is discretized on the first space grid: ρ_i^n approximates $\rho(t^n, x_i)$, whereas the perturbation g is discretized on the second one: $g_{i+1/2,j}^n$ approximates $g(t^n, x_{i+1/2}, v_j)$.

Let an approximation D of the spatial derivative, the numerical scheme we propose consists in computing $g_{i+1/2,j}^{n+1}$ with

$$g_{i+1/2,j}^{n+1} = e^{-\Delta t/\varepsilon^2} g_{i+1/2,j}^{n+1} - \varepsilon(1 - e^{-\Delta t/\varepsilon^2}) \left[v_j \frac{\rho_{i+1}^n - \rho_i^n}{\Delta x} + (I - \langle \cdot \rangle) \left(v_j^+ (D_x^- g^n)_{i+1/2,j} + v_j^- (D_x^+ g^n)_{i+1/2,j} \right) \right], \quad (\text{A.1})$$

where $\langle h \rangle_{i+1/2,j} = (\sum_j h_{i+1/2,j} \Delta v)$, and then to compute ρ_i^{n+1} with

$$\rho_i^{n+1} = \rho_i^n - \frac{\Delta t}{\varepsilon} \sum_j \left(v_j \frac{g_{i+1/2,j}^{n+1} - g_{i-1/2,j}^{n+1}}{\Delta x} \right) \Delta v. \quad (\text{A.2})$$

Proposition A.1. *The scheme given by (A.1)-(A.2) enjoys the AP property, i.e. it satisfies the following properties*

- for fixed $\varepsilon > 0$, the scheme is a first-order (in time) approximation of the original model (1.1),
- for fixed $\Delta t > 0$, the scheme degenerates into an explicit first-order (in time) scheme of (1.2).

Proof. We observe easily that when ε goes to zero, (A.1) gives

$$g_{i+1/2,j}^{n+1} = -\varepsilon v_j \frac{\rho_{i+1}^n - \rho_i^n}{\Delta x} + \mathcal{O}(\varepsilon^2),$$

which, injected in the time discretization (A.2) for ρ , gives up to terms of order $\mathcal{O}(\varepsilon^2)$

$$\rho_i^{n+1} = \rho_i^n + \Delta t \left(\sum_j v_j^2 \Delta v \right) \frac{\rho_{i+1}^n - 2\rho_i^n + \rho_{i-1}^n}{\Delta x^2}.$$

Since $\sum_j v_j^2 \Delta v$ is an approximation of $\int_{-1}^1 v^2 dv = 1/3$, we obtain a consistent discretization of the diffusion equation. \square

Proposition A.1 is of big interest for impliciting the diffusion term $\partial_{xx}\rho$. Indeed, let us rewrite (A.1) as follows

$$g_{i+1/2,j}^{n+1} = -\varepsilon(1 - e^{-\Delta t/\varepsilon^2}) v_j \frac{\rho_{i+1}^n - \rho_i^n}{\Delta x} + h_{i+1/2,j},$$

with

$$h_{i+1/2,j} = e^{-\Delta t/\varepsilon^2} g_{i+1/2,j}^{n+1} - \varepsilon(1 - e^{-\Delta t/\varepsilon^2}) \left[(I - \langle \cdot \rangle) \left(v_j^+ (D_x^- g^n)_{i+1/2,j} + v_j^- (D_x^+ g^n)_{i+1/2,j} \right) \right].$$

Injecting this relation into the macro part, we get

$$\begin{aligned} \rho_i^{n+1} = \rho_i^n + \Delta t(1 - e^{-\Delta t/\varepsilon^2}) \sum_j (v_j^2) \Delta v \frac{\rho_{i+1}^n - 2\rho_i^n + \rho_{i-1}^n}{\Delta x^2} \\ - \frac{\Delta t}{\varepsilon} \sum_j \left(v_j \frac{h_{i+1/2,j} - h_{i-1/2,j}}{\Delta x} \right) \Delta v. \end{aligned} \quad (\text{A.3})$$

Since $h_{i+1/2,j} = \mathcal{O}(\varepsilon^2)$ as ε goes to zero after two iterations, the asymptotic preserving property is ensured. Moreover, the diffusion term can now be chosen as implicit, so that the macro equation becomes

$$\begin{aligned} \rho_i^{n+1} = \rho_i^n + \Delta t(1 - e^{-\Delta t/\varepsilon^2}) \sum_j (v_j^2) \Delta v \frac{\rho_{i+1}^{n+1} - 2\rho_i^{n+1} + \rho_{i-1}^{n+1}}{\Delta x^2} \\ - \frac{\Delta t}{\varepsilon} \sum_j \left(v_j \frac{h_{i+1/2,j} - h_{i-1/2,j}}{\Delta x} \right) \Delta v, \end{aligned} \quad (\text{A.4})$$

and the scheme is now free from the usual diffusion condition on the time step.

The algorithm finally writes

Algorithm A.1.

- Initialize $g_{i+1/2,j}^0$ and ρ_i^0 .
At each time step:
- Advance micro part with (A.1).
- Advance macro part with (A.4).

And we have the following result.

Proposition A.2. *The scheme given by (A.1)-(A.4) enjoys the AP property, i.e. it satisfies the following properties*

- for fixed $\varepsilon > 0$, the scheme is a first-order (in time) approximation of the original model (1.1),
- for fixed $\Delta t > 0$, the scheme degenerates into an implicit first-order (in time) scheme of (1.2).

We do not present here the extension to the Vlasov-Poisson-BGK case, but it is straightforward.

B Moment guided

In this section, we present the adaptation of the moment guided particle method proposed in [11] to our context. For the sake of simplicity, we present it in the RTE case but note that these computations can also be extended to the Vlasov-Poisson-BGK case, without difficulty.

The kinetic equation on f has to be reformulated to avoid the singularity linked to the transport term. To do that, we proceed as previously, but from (1.1). Indeed, we rewrite equation (1.1) as

$$\partial_t(e^{t/\varepsilon^2} f) = \frac{e^{t/\varepsilon^2}}{\varepsilon} \left[-v \partial_x f + \frac{1}{\varepsilon} \rho \right],$$

and we integrate between t^n and t^{n+1} to get

$$f(t^{n+1}) = e^{-\Delta t/\varepsilon^2} f(t^n) - \frac{e^{-t^{n+1}/\varepsilon^2}}{\varepsilon} \int_{t^n}^{t^{n+1}} e^{t/\varepsilon^2} \left[v \partial_x f - \frac{1}{\varepsilon} \rho \right] dt.$$

We make the following approximation

$$f^{n+1} = e^{-\Delta t/\varepsilon^2} f^n - \varepsilon(1 - e^{-\Delta t/\varepsilon^2}) \left[v \partial_x f^n - \frac{1}{\varepsilon} \rho^n \right],$$

where $f^n \approx f(t^n)$ and $\rho^n \approx \rho(t^n)$, $\forall n$.

Making appear the discrete time derivative enables to write

$$\frac{f^{n+1} - f^n}{\Delta t} = \frac{e^{-\Delta t/\varepsilon^2} - 1}{\Delta t} f^n - \varepsilon \frac{1 - e^{-\Delta t/\varepsilon^2}}{\Delta t} \left[v \partial_x f^n - \frac{1}{\varepsilon} \rho^n \right],$$

which we approximate by

$$\partial_t f = \frac{e^{-\Delta t/\varepsilon^2} - 1}{\Delta t} f - \varepsilon \frac{1 - e^{-\Delta t/\varepsilon^2}}{\Delta t} \left[v \partial_x f - \frac{1}{\varepsilon} \rho \right]. \quad (\text{B.1})$$

Following the spirit of the moment guided method (see [11]), this equation is coupled with the macro one, that is

$$\begin{aligned} \partial_t \rho + \frac{1}{\varepsilon} \partial_x \langle v f \rangle &= 0, \\ \partial_t f + \varepsilon \frac{1 - e^{-\Delta t/\varepsilon^2}}{\Delta t} v \partial_x f &= \frac{e^{-\Delta t/\varepsilon^2} - 1}{\Delta t} f + \frac{1 - e^{-\Delta t/\varepsilon^2}}{\Delta t} \rho. \end{aligned}$$

To derive an AP scheme for this latter system satisfied by (ρ, f) , we adapt the strategy presented in [11] to our diffusion framework. To do so, we first remark that $\langle v f \rangle = \langle v g \rangle$ and using the expression of g obtained by (3.5), we get the following approximation for the macro flux (considered implicit in time)

$$\frac{1}{\varepsilon} \partial_x \langle v g^{n+1} \rangle = -(1 - e^{-\Delta t/\varepsilon^2}) \partial_{xx} \rho^n + \frac{1}{\varepsilon} e^{-\Delta t/\varepsilon^2} \partial_x \langle v g^n \rangle.$$

Then, we get the following scheme for ρ

$$\rho^{n+1} = \rho^n + \Delta t (1 - e^{-\Delta t/\varepsilon^2}) \partial_{xx} \rho^n - \frac{\Delta t}{\varepsilon} e^{-\Delta t/\varepsilon^2} \partial_x \langle v f^n \rangle. \quad (\text{B.2})$$

A Lagrangian method can be used to approximate the equation on f . As for the micro-macro scheme, we use a splitting procedure

- solve $\partial_t f + \varepsilon \frac{1 - e^{-\Delta t/\varepsilon^2}}{\Delta t} v \partial_x f = 0$
- solve $\partial_t f = -\frac{1 - e^{-\Delta t/\varepsilon^2} \Delta t}{f} + \frac{1 - e^{-\Delta t/\varepsilon^2}}{\Delta t} \rho$.

To do that, the transport part is solved with the (non stiff) characteristics

$$\dot{x}_k(t) = \varepsilon \frac{1 - e^{-\Delta t/\varepsilon^2}}{\Delta t} v_k(t). \quad (\text{B.3})$$

The source part is solved using the equation satisfied by the weights

$$\dot{\omega}_k(t) = -\frac{1 - e^{-\Delta t/\varepsilon^2}}{\Delta t} \omega_k(t) + \frac{1 - e^{-\Delta t/\varepsilon^2}}{\Delta t} \rho(t, x_k(t)). \quad (\text{B.4})$$

The last step consists in matching the moment of f^{n+1} obtained by the particle method with ρ^{n+1} obtained with (B.2). This can be done using the techniques proposed in [6]. Indeed, considering the function $g = f - \rho$, its weight can be written as

$$\gamma_k = \omega_k - \beta_k, \quad \text{with} \quad \beta_k = \rho(x_k) \frac{L_x L_v}{N_p}.$$

Then, we apply the discrete version of $(I - \langle \cdot \rangle)$ to the weights γ_k as in [6]

$$\omega_k^{new} = \beta_k + (I - \langle \cdot \rangle)(\omega_k - \beta_k).$$

Acknowledgements

N. Crouseilles and M. Lemou are supported by the French ANR project MOONRISE ANR-14-CE23-0007-01 and by the Enabling Research EUROfusion project CfP-WP14-ER-01/IPP-03. A. Crestetto is supported by the French ANR project ACHYLLES ANR-14-CE25-0001 and by the French ANR project MoHyCon ANR-17-CE40-0027-01.

References

- [1] N. BEN ABDALLAH, M.-L. TAYEB, *Diffusion Approximation for the one dimensional Boltzmann-Poisson system*, Discrete and Continuous of Dynamical Systems-Series B **4**, pp. 1129-1142 (2004).
- [2] M. BENNOUNE, M. LEMOU, L. MIEUSSENS, *Uniformly stable numerical schemes for the Boltzmann equation preserving the compressible Navier-Stokes asymptotics*, J. Comput. Phys. **227**, pp. 3781-3803 (2008).
- [3] C.K. BIRDSALL, A.B. LANGDON, *Plasma Physics via Computer Simulation*, CRC Press (2004).
- [4] C. BUET, S. CORDIER, *Asymptotic preserving scheme and numerical methods for radiative hydrodynamic models*, Comptes Rendus Mathématique **338**, pp. 951-956 (2004).
- [5] A. CRESTETTO, N. CROUSEILLES, G. DIMARCO, M. LEMOU, *Micro-macro decomposition based numerical scheme using Monte-Carlo technique for collisional kinetic equations in the diffusion scaling*, in preparation.
- [6] A. CRESTETTO, N. CROUSEILLES, M. LEMOU, *Kinetic/Fluid micro-macro numerical schemes for Vlasov-Poisson-BGK equations using particles*, Kin. Rel. Models **5**, pp. 787-816 (2012).
- [7] A. CRESTETTO, N. CROUSEILLES, M. LEMOU, *Asymptotic-Preserving scheme based on a Finite Volume/Particle-In-Cell coupling for Boltzmann-BGK-like equations in the diffusion scaling*, Finite Volumes for Complex Applications VII - Elliptic, Parabolic and Hyperbolic Problems, Springer Proceedings in Mathematics and Statistics **78**, pp. 827-835 (2014).
- [8] N. CROUSEILLES, G. DIMARCO, M. LEMOU, *Asymptotically stable and time diminishing schemes for rarefied gas dynamics*, Kin. Rel. Models **10**, pp. 643-668 (2017).
- [9] N. CROUSEILLES, M. LEMOU, *An asymptotic preserving scheme based on a micro-macro decomposition for collisional Vlasov equations: diffusion and high-field scaling limits*, Kin. Rel. Models **4**, pp. 441-477 (2011).

- [10] P. DEGOND, G. DIMARCO, *Fluid simulations with localized Boltzmann upscaling by Direct Simulation Monte-Carlo*, J. Comput. Phys. **231**, pp. 2414-2437 (2012).
- [11] P. DEGOND, G. DIMARCO, L. PARESCHI, *The Moment Guided Monte Carlo Method*, International Journal for Numerical Methods in Fluids **67**, pp. 189-213 (2011).
- [12] P. DEGOND, T. GOUDON, F. POUPAUD, *Diffusion limit for non homogeneous and non-micro-reversible processes*, Indiana Univ. Math. J., **49** pp. 1175-1198 (2000).
- [13] G. DIMARCO, L. PARESCHI, V. RISPOLI, *Implicit-Explicit Runge-Kutta schemes for the Boltzmann-Poisson system for semiconductors*, Comm. in Comput. Phys. **15**, pp. 1291-1319 (2014).
- [14] F. GOLSE, S. JIN, C. D. LEVERMORE, *A domain decomposition analysis for a two-scale linear transport problem*, Math. Model. and Numer. Anal. **37**, pp. 869-892 (2003).
- [15] S. JIN, *Efficient Asymptotic-Preserving (AP) schemes for some multiscale kinetic equations*, SIAM J. Sci. Comput. **21**, pp. 441-454 (1999).
- [16] S. JIN, L. PARESCHI, G. TOSCANI, *Uniformly accurate diffusive relaxation schemes for multiscale transport equations*, SIAM J. Numer. Anal. **38**, pp. 913-936, (2000).
- [17] A. KLAR, *An Asymptotic-Induced Scheme For Nonstationary Transport Equations In The Diffusive Limit*, SIAM J. Numer. Anal. **35**, pp. 1073-1094 (1998).
- [18] K. KRYCKI, C. BERTHON, M. FRANK, R. TURPAULT, *Asymptotic preserving numerical schemes for a nonclassical radiation transport model for atmospheric clouds*, Math. Meth. Applied Sci. **36**, pp. 2101-2116 (2013).
- [19] E. W. LARSEN, J. B. KELLER, *Asymptotic solution of neutron transport problems for small mean free paths*, J. Math. Phys, **15** pp. 75-81 (1974).
- [20] M. LEMOU, *Relaxed micro-macro schemes for kinetic equations*, Comptes Rendus Mathématique **348**, pp. 455-460 (2010).
- [21] M. LEMOU, F. MÉHATS, *Micro-Macro Schemes for Kinetic Equations Including Boundary Layers*, SIAM J. Sci. Comput. **34**, pp. 734-760 (2012).
- [22] M. LEMOU, L. MIEUSSENS, *A new asymptotic preserving scheme based on micro-macro formulation for linear kinetic equations in the diffusion limit*, SIAM J. Sci. Comp. **31**, pp. 334-368 (2008).
- [23] P. LE TALLEC, F. MALLINGER, *Coupling Boltzmann and Navier-Stokes by half-fluxes*, J. Comput. Phys. **136**, pp. 51-67 (1997).
- [24] T.-P. LIU, S.-H. YU, *Boltzmann Equation: Micro-Macro Decompositions and Positivity of Shock Profiles*, Comm. Math. Phys. **246**, pp. 133-179 (2004).
- [25] G. NALDI, L. PARESCHI, *Numerical schemes for kinetic equations in diffusive regimes*, Applied Math. Letters **11**, pp. 29-35, (1998).
- [26] S. TIWARI, A. KLAR, S. HARDT, *A particle-particle hybrid method for kinetic and continuous equations*, J. Comput. Phys. **228**, pp. 7109-7124 (2009).