



HAL
open science

On the Gaussian multiway relay channel with intra-cluster links

Anne Savard, Claudio Weidmann

► **To cite this version:**

Anne Savard, Claudio Weidmann. On the Gaussian multiway relay channel with intra-cluster links. EURASIP Journal on Wireless Communications and Networking, 2016, 52, pp.1469 - 1469. 10.1186/s13638-016-0763-5 . hal-01430503

HAL Id: hal-01430503

<https://hal.science/hal-01430503v1>

Submitted on 12 Jan 2017

HAL is a multi-disciplinary open access archive for the deposit and dissemination of scientific research documents, whether they are published or not. The documents may come from teaching and research institutions in France or abroad, or from public or private research centers.

L'archive ouverte pluridisciplinaire **HAL**, est destinée au dépôt et à la diffusion de documents scientifiques de niveau recherche, publiés ou non, émanant des établissements d'enseignement et de recherche français ou étrangers, des laboratoires publics ou privés.



Distributed under a Creative Commons Attribution 4.0 International License

RESEARCH

Open Access



On the Gaussian multiway relay channel with intra-cluster links

Anne Savard^{1*} and Claudio Weidmann²

The material in this paper was presented in part at the IEEE Information Theory Workshop (ITW), Hobart, Australia, Nov. 2014 [1] and GRETSI, Lyon, France, Sep. 2015.

Abstract

This paper studies the extension of the multiway relay channel (introduced by Gündüz et al.) by adding intra-cluster links. In this model, multiple clusters of users communicate with the help of one relay and the users within a cluster wish to exchange messages among themselves. Restricted encoders are considered; thus, the encoded messages of each user depend only on its own message, not on previously decoded ones. Cut-set bounds and achievable rates are given for the Gaussian case with and without time-sharing between clusters. Depending on the protocol considered, schemes based on random coding or nested lattice coding are proposed. The schemes are compared in terms of exchange capacity, that is the equal rate point in the capacity region of a symmetric multiway relay channel. It is shown that the gap between the cut-set bound and Compress-and-Forward, as well as Amplify-and-Forward, is independent of the transmit power constraints when time-sharing is used.

Keywords: Relay channel, Relaying protocols, AWGN coding, Lattice coding

1 Introduction

The relay channel, introduced by van der Meulen [2] and studied in depth by Cover and El Gamal [3] is one of the major building blocks for wireless networks: one source node wishes to transmit data to a destination node with the help of a relay.

Information may thus flow along the direct or the relayed link. The key question to approach capacity is how should those two links cooperate. Many different protocols have been proposed to communicate over the Gaussian relay channel, such as Decode-and-Forward (DF), Amplify-and-Forward (AF), and Compress-and-Forward (CF) ([4] Ch. 16, [5] and the references therein).

The Two-Way Relay Channel (TWRC), where two users wish to exchange messages with the help of a relay [6], is a natural extension of this three-node channel, and DF, AF, and CF have been adapted to this channel. The TWRC without direct links between the two users has been extensively studied under half duplex ([7, 8]) and full-duplex ([4, Ch. 19], [9, 10]). The TWRC with direct links [11–13]

has also been studied. The Compute-and-Forward (CoF) protocol proposed by Nazer et al. [14], for which the relay decodes the sum of the messages instead of the individual messages, has also been proposed for this channel [15].

The multiway relay channel (mRC) is an extension of the TWRC that has been recently proposed by Gündüz et al. in [16, 17]: they consider multiple clusters of users that wish to exchange messages locally within each cluster, with the help of a single relay. The achievable equal rate point for DF, CF, AF, and CoF is given for the so-called restricted model, in which the nodes' channel inputs depend only on their own messages, not on past symbols. The finite field multiway relay channel has been studied in [18].

The main difference between the multiway relay channel in [17], and the model considered in this paper consists in the inclusion of direct links between users of the same cluster. When users are close to each other (for example, in a sensor network), they can overhear signals sent by neighboring nodes; thus, adding direct links gives a more realistic model of that situation.

The multiway relay channel with direct links and one cluster has recently been studied by Su et al. in [19]. The authors characterized the cut-set bound and the rate

*Correspondence: anne.savard@telecom-lille.fr

¹Télécom Lille, Univ. Lille, CNRS, UMR 8520 - IEMN, F-59000 Lille, France
Full list of author information is available at the end of the article

region using DF and CF based on random coding arguments. A study of the gap between the cut-set bound and CF or DF is proposed when a specific power constraint at the relay applies.

The main differences with the work done by Su et al. and the work presented in this paper are the following: first of all, we concentrate on the Gaussian mRC and we propose achievable schemes using either AWGN coding or lattice coding. We also propose an achievable AF and CoF scheme and a more general study of the gap between the cut-set bound and CF or AF and of the gap between CF and AF. Moreover, we also characterize the achievable equal rate point when there are L clusters with intra-cluster links without time-sharing at the relay, which is, to our best knowledge, the first results obtained for this model.

The focus of this paper is to provide rate limits for the Gaussian mRC with intra-cluster links. Users in a cluster broadcast their messages to both the relay and the other users within the cluster. The relay receives incoming messages on a Multiple Access Channel (MAC) and sends a function of its received message over a Gaussian broadcast channel to the users in order to help them decode the messages they wish to recover.

This paper focuses on the equal-rate point in the capacity region of the symmetric network setup. The per-user rate is termed exchange rate, while the sum rate (the total throughput over the channel) is called *total* exchange rate [17].

In this setup, all users have the same power constraint and the noise powers at all nodes are the same. Moreover, the gain on the user-relay links is the same for all users and is denoted by g , and all intra-cluster links have unit gain. When g is small, the relay does not play a crucial part in the network, whereas if g is large, which can be obtained if the relay has a better antenna than the users (or more power and less noise), the relay is useful since it has a better observation than the users.

In this paper, we investigate two different setups: one with and one without time-sharing between clusters. We characterize the set of achievable symmetric rate tuples such that all users can multicast their messages to all other users in their cluster. We propose extensions of some well-known protocols for the Gaussian relay channel, namely DF, CF, AF, and CoF based either on AWGN or lattice coding, as well as a cut-set bound. We also characterize gaps between the cut-set and AF or CF and between CF and AF for the multiway relay channel with time-sharing between clusters.

The rest of this paper is organized as follows: the system model is presented in Section 2. Lattices as a coding tool are briefly presented in Section 3. Our main contributions are given in Sections 4 and 5. Section 4 presents the cut-set bound, the total exchange rate obtained with

AF, CF, and DF, as well as with CoF when time-sharing is performed between clusters. The asymptotic limits for large values of g are studied and compared with the results obtained by Gündüz et al., since under proper power scaling for large g , our model becomes equivalent to theirs. A weakened cut-set bound that is used to bound the gaps between proposed schemes and the cut-set bound is also presented. The section will be concluded by results obtained with our proposed protocols for selected examples. Section 5 presents the achievable total exchange rate obtained with AF, CF, and DF and example results without time-sharing among clusters. Section 6 gives some conclusions on the presented model and achievable rates.

2 System model

This paper considers a Gaussian multiway relay channel (mRC) in which N users, grouped into L clusters of $K \geq 2$ users each ($N = KL$), exchange messages with the help of one relay. The K users in each cluster want to recover the messages of all other $K - 1$ users within the same cluster. We suppose that clusters are built upon users that are physically close, which can overhear the other users' message, and model this through direct links between users of the same cluster (at the same time, cluster separation is assumed large enough to avoid interference). All nodes are full-duplex: they can receive and send at the same time. This situation is depicted in Fig. 1.

The full-duplex Gaussian mRC is modeled as

$$Y_{l,k} = \sum_{i=1, i \neq k}^K X_{l,i} + gX_R + Z_{l,k} \quad (1)$$

$$Y_R = \sum_{l=1}^L \sum_{k=1}^K gX_{l,k} + Z_R, \quad (2)$$

where $X_{l,k}$, which is of power $P_{l,k}$, is the signal sent by user k of cluster l , X_R , which is of power P_R , is the relay output signal, $Y_{l,k}$ is the received signal at user k of cluster l , Y_R is the received signal at the relay, and Z_R and $Z_{l,k}$ are zero-mean, unit-variance Gaussian noises that are independent of each other and of the channel inputs. The difference with the model in [17] is the presence of the intra-cluster signal in (1).

In this paper, we focus on a symmetric network with equal power constraints, respectively noise variances, at the users, i.e. $P_{l,k} = P, \forall l, k$.

We investigate the average throughput for different relaying schemes. We use the notation $C(x) = \frac{1}{2} \log_2(1 + x)$, $\bar{x} = 1 - x$ and $x^+ = \max(0, x)$.

Definition 1 *Total exchange rate R_e , defined as the total throughput over the channel, is achievable for the mRC with L clusters of K users each if $\frac{R_e}{KL}$ is an achievable average throughput per user. The total exchange rate is*

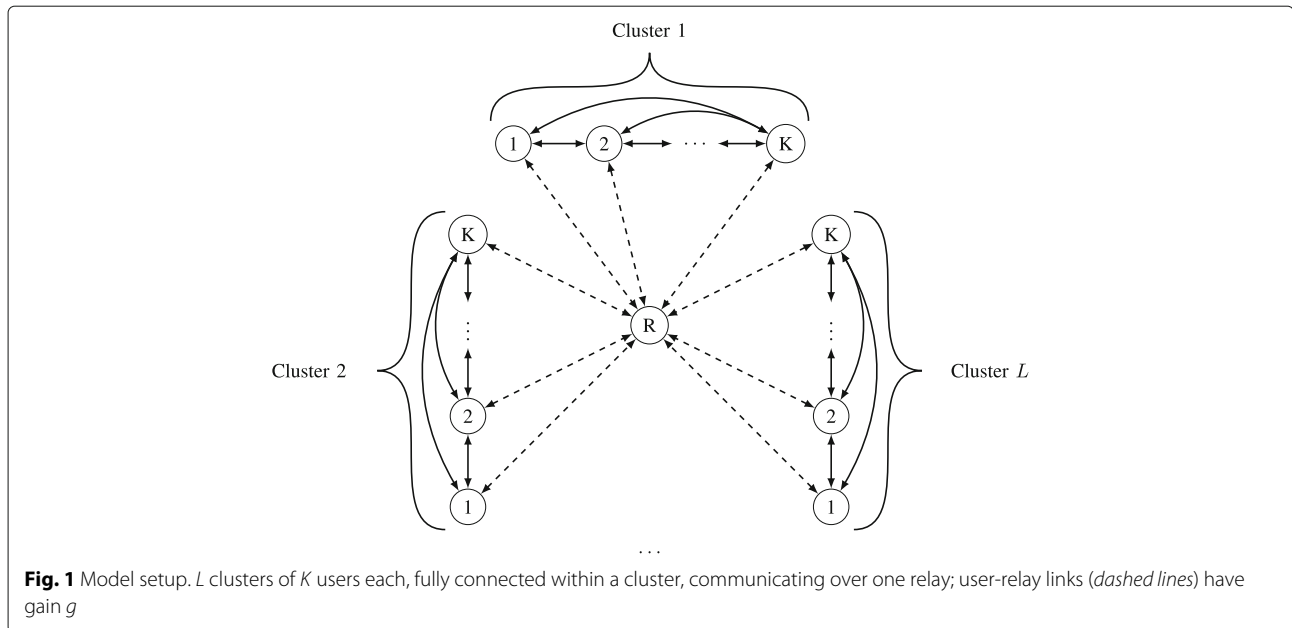


Fig. 1 Model setup. L clusters of K users each, fully connected within a cluster, communicating over one relay; user-relay links (*dashed lines*) have gain g

the total rate of all the data multicast over the network. The exchange capacity is defined as the supremum of all achievable total exchange rates.

With time-sharing between clusters, each user has a codebook of rate $\frac{R_e}{K}$ (leading to an average throughput of $\frac{R_e}{KL}$), whereas without time-sharing, the user codebooks have rate $\frac{R_e}{KL}$ equal to the average throughput.

Some of the presented schemes are based on lattice coding; thus we present a brief overview on these techniques, referring interested readers to [20] for more details.

3 Lattices

The main advantage of lattice coding is its ability to exploit the network topology: instead of decoding messages individually, this construction allows the relay to directly compute the modulo sum of the messages, which relaxes for instance the decoding constraint of DF.

A lattice $\Lambda \subset \mathbb{R}^n$ is a discrete additive subgroup of \mathbb{R}^n closed under addition. In other words,

$$\forall \lambda_1, \lambda_2 \in \Lambda, \lambda_1 + \lambda_2 \in \Lambda, \lambda_1 - \lambda_2 \in \Lambda.$$

The lattice quantizer Q_Λ that maps any point $x \in \mathbb{R}^n$ to the closest lattice point is defined as $Q_\Lambda(x) = \arg \min_{\lambda \in \Lambda} \|x - \lambda\|$ and the modulo Λ operation gives the quantization error as $[x] \bmod \Lambda = x - Q_\Lambda(x)$. The fundamental Voronoi region \mathcal{V}_0 of Λ is the set of points that are closer to the origin than to any other lattice point: $\mathcal{V}_0 = \{x | Q_\Lambda(x) = 0\}$, which is of volume $V = \text{Vol}(\mathcal{V}_0)$.

We briefly present some parameters that describe a lattice. The covering radius r_{cov} is the radius of the smallest sphere that covers \mathcal{V}_0 . The effective radius r_{eff} is the radius of a sphere with the same volume as \mathcal{V}_0 . The second moment per dimension $\sigma^2(\Lambda)$ defines the average power of the lattice Λ : $\sigma^2(\Lambda) = \frac{1}{nV} \int_{\mathcal{V}_0} \|x\|^2 dx$, where V is the volume of \mathcal{V}_0 . The normalized second moment of a lattice Λ of dimension n is defined as $G(\Lambda) = \frac{\sigma^2(\Lambda)}{V^{2/n}}$. It measures the efficiency of Λ as a shaping region: the normalized second moment of a sphere in \mathbb{R}^n is $1/2\pi e$ and the more \mathcal{V}_0 resembles a sphere, the closer to $1/2\pi e$ is $G(\Lambda)$.

Let us now consider a sequence of n -dimensional lattices $\Lambda^{(n)}$. The sequence is said Rogers-good [21] if $\lim_{n \rightarrow \infty} \frac{r_{\text{cov}}^{(n)}}{r_{\text{eff}}^{(n)}} = 1$, that is if the covering radius approaches the effective radius. The sequence is said Poltyrev-good [22] (good for AWGN coding) if, for an n -dimensional vector $Z \sim \mathcal{N}(0, \sigma^2 I_n)$, $\Pr(Z \notin \mathcal{V}_0) \leq e^{-n(E_p(\mu) - o_n(1))}$, where $E_p(\mu)$ is the Poltyrev exponent and μ is the volume-to-noise ratio (see [20] for details).

The sequence is said to be good for mean-square error quantization if $\lim_{n \rightarrow \infty} G(\Lambda^{(n)}) = \frac{1}{2\pi e}$. It can be shown that if a lattice is Rogers-good, then it is also good for mean-squared error quantization [23].

Good lattice codebooks are obtained with the help of a coarse lattice Λ_c and a fine lattice Λ_f , such that $\Lambda_c \subseteq \Lambda_f$, with fundamental Voronoi region \mathcal{V}_c of volume V_c and \mathcal{V}_f of volume V_f , respectively. These lattices are chosen such that Λ_f is Poltyrev-good and Λ_c is both Rogers- and Poltyrev-good. The codebook is given by $\{\Lambda_f \cap \mathcal{V}_c\}$. The second moment per dimension of Λ_c is chosen to

insure a power constraint. The rate of this codebook is $R = \frac{1}{n} \log_2 \frac{V_c}{V_f}$.

4 Total exchange rate for the symmetric network with time-sharing between clusters

We first focus on the model with time-sharing between clusters, as studied by Gündüz et al. Each cluster only transmits over a $1/L$ fraction of time which allows one to increase the power of each user up to $P' = LP$ and still satisfy the average user power constraint.

For notation simplicity, we drop the cluster index, yielding

$$Y_i = \sum_{k=1, k \neq i}^K X_k + gX_R + Z_i$$

$$Y_R = g \sum_{k=1}^K X_k + Z_R.$$

The remainder of the section presents the cut-set bound as well as achievable average throughput per user using CE, AE, DE, and CoF (only when $K = 2$). For each lower/upper bound, we also study the limit when g grows large, i.e., when the direct links become negligible compared to the relayed links. This study allows a comparison with the average throughput per user obtained by Gündüz et al. In order to make a fair comparison, we must normalize the transmitted powers (at the users and the relay) by g^2 .

4.1 Cut-set bound (outer bound on the exchange capacity of the symmetric Gaussian mRC)

Proposition 1 For a symmetric Gaussian mRC with direct links, L clusters of K users each and time-sharing between clusters, the cut-set bound (CSB) on the exchange capacity is given by

$$R_{CSB} = \max_{\rho \in [0,1]} \frac{K}{K-1} \min \{f_1(\rho), f_2(\rho)\}, \text{ where}$$

$$f_1(\rho) = C \left(\frac{(g^2 + 1)LP(K-1)(1 - K\rho^2)}{\rho^2} \right) \quad (3)$$

$$f_2(\rho) = C \left((K-1)LP + g^2P_R\rho^2 + 2g\sqrt{LPP_R}(K-1)\rho \right) \quad (4)$$

and ρ is a correlation parameter.

Proof The proof extensively uses the fact that the mean-squared error of the linear MMSE estimate of Y given X is greater than or equal to the expected conditional variance $\mathbb{E}(\text{Var}(Y|X))$, where \mathbb{E} denotes the expectation operator.

The X_k and X_R are zero-mean and jointly Gaussian (see Appendix 16A of [4]).

A detailed proof can be found in [19]. \square

Proposition 2 For a symmetric Gaussian mRC with direct links, L clusters of K users each, time-sharing between clusters and asymptotically large g , with powers P and P_R scaled by $1/g^2$, the cut-set bound on the exchange capacity is given by

$$R_{CSB}^{g \rightarrow \infty} = \frac{K}{K-1} \min \{C((K-1)LP), C(P_R)\}.$$

Note that this is identical to the CSB for Gündüz et al's model ([17] eq. (19)).

Proof By replacing P by P/g^2 and P_R by P_R/g^2 in (3) and (4) and by taking the limit, we obtain

$$\lim_{g \rightarrow \infty} f_1(\rho) = C \left(\frac{(K-1)LP(\overline{\rho^2} - (K-1)\rho^2)}{\rho^2} \right) \text{ and}$$

$$\lim_{g \rightarrow \infty} f_2(\rho) = C(P_R\overline{\rho^2}).$$

We see that both limits are decreasing in ρ , thus the optimum value is $\rho = 0$, which completes the proof. \square

4.2 Amplify-and-Forward

The easiest protocol to implement at the relay is Amplify-and-Forward. In this scheme, the relay amplifies its received signal within its power constraint and broadcasts the resulting message to the receivers.

Within the time slot of each cluster, all users broadcast their message both to the relay and to all other destinations. The relay scales its received signal and broadcasts it to all users in the next time slot. Thus, the AF protocol transforms the channel into a unit-memory inter-symbol interference MAC. This observation has been made in [5].

This part is inspired by [24], where an AF scheme has been proposed for the Gaussian relay channel. Here we extend the approach in [24] to multiple users grouped into clusters.

Proposition 3 For a symmetric Gaussian mRC with direct links, L clusters of K users each and time-sharing between clusters, the total exchange rate (mRC throughput) R_{AF} is achievable with AF relaying

$$R_{AF} = \frac{K}{2(K-1)} \log_2 \left(\frac{\alpha + \sqrt{\alpha^2 - \beta^2}}{2} \right), \text{ with}$$

$$\alpha = 1 + (K-1)LP \frac{g^2(KLP + g^2P_R) + 1}{g^2(KLP + P_R) + 1} \quad (5)$$

$$\beta = 2(K-1)LPg^2 \frac{\sqrt{P_R(g^2KLP + 1)}}{g^2(KLP + P_R) + 1}. \quad (6)$$

Proof We use a block Markov encoding scheme. During block b , the relay sends

$$X_R(b) = \sqrt{\frac{P_R}{g^2KLP + 1}} \left(g \sum_{k=1}^K X_k(b-1) + Z_R(b-1) \right).$$

User i receives

$$Y_i(b) = g^2 \sqrt{\frac{P_R}{g^2KLP + 1}} \sum_{k \neq i} X_k(b-1) + \sum_{k \neq i} X_k(b) + Z_i(b) \\ + g \sqrt{\frac{P_R}{g^2KLP + 1}} Z_R(b-1).$$

The total noise power is $N_{eq} = \frac{g^2(KLP + P_R) + 1}{g^2KLP + 1}$. We normalize the noise power by dividing $Y_i(b)$ by $\sqrt{N_{eq}}$ yielding

$$\tilde{Y}_i(b) = \sqrt{\frac{g^2KLP + 1}{g^2(KLP + P_R) + 1}} \sum_{k \neq i} X_k(b) \\ + g^2 \sqrt{\frac{P_R}{g^2(KLP + P_R) + 1}} \sum_{k \neq i} X_k(b-1) + Z_{eq}(b),$$

where $Z_{eq}(b)$ is of unit power.

Thus, the AF protocol transforms the channel into a unit-memory inter-symbol interference MAC whose achievable sum rate $(K-1)r_{AF}$ is given by [25, 26]:

$$(K-1)r_{AF} \leq \frac{1}{L} \frac{1}{2} \frac{1}{2\pi} \int_0^{2\pi} \log_2(1 + (K-1)LP |H(\omega)|^2) d\omega,$$

where $H(\omega)$ is the Fourier transform of

$$H = \left[\sqrt{\frac{g^2KLP + 1}{g^2(KLP + P_R) + 1}} \quad g^2 \sqrt{\frac{P_R}{g^2(KLP + P_R) + 1}} \right],$$

$$|H(\omega)|^2 = \frac{g^2(KLP + g^2P_R) + 1}{g^2(KLP + P_R) + 1} \\ + 2g^2 \frac{\sqrt{P_R(g^2KLP + 1)}}{g^2(KLP + P_R) + 1} \cos(\omega).$$

From the integral

$$\int_0^{2\pi} \log_2(x + y \cos(z)) dz = 2\pi \log_2 \left(\frac{x + \sqrt{x^2 - y^2}}{2} \right)$$

found in ([27] 4.224.9), we obtain thus

$$\frac{1}{2\pi} \int_0^{2\pi} \log_2(1 + (K-1)LP |H(\omega)|^2) d\omega \\ = \log_2 \left(\frac{\alpha + \sqrt{\alpha^2 - \beta^2}}{2} \right)$$

where α , resp. β , is given in (5), resp. (6).

Thus, the total throughput over the mRC, equal to KLr_{AF} , is given in Proposition 3. \square

Proposition 4 For a symmetric Gaussian mRC with direct links, L clusters of K users each and asymptotically large g , with powers P and P_R scaled by $1/g^2$, the following total exchange rate (mRC throughput) is achievable with AF relaying:

$$R_{AF}^{g \rightarrow \infty} = \frac{K}{K-1} C \left(\frac{(K-1)LPP_R}{KLP + P_R + 1} \right).$$

Note that this is identical to the rate for Gündüz et al.'s model ([17] eq. (20)).

Proof By replacing P by P/g^2 and P_R by P_R/g^2 in (5) and (6) and taking the limit, we obtain $\lim_{g \rightarrow \infty} \alpha = 1 + \frac{(K-1)LPP_R}{1+P_R+KLP}$.

It is straightforward that $\lim_{g \rightarrow \infty} \beta = 0$.

Thus,

$$\lim_{g \rightarrow \infty} \frac{\alpha + \sqrt{\alpha^2 - \beta^2}}{2} = \lim_{g \rightarrow \infty} \alpha = 1 + \frac{(K-1)LPP_R}{1+P_R+KLP}. \quad \square$$

4.3 Compress-and-Forward

In CF relaying, the relay sends a quantized version of its received signal and transmits it to all destinations. Since the destination knows its own message, which is correlated with the relay received message, the relay can use Wyner-Ziv compression [28] that exploits the destination's own message and the messages received on the direct links as side information. The destinations then combine their received signal and the compressed version sent by the relay to recover the source messages.

Here, we extend the lattice-based CF scheme proposed in [29] to multiple nodes in a cluster.

Proposition 5 For a symmetric Gaussian mRC with direct links, L clusters of K users each, relay link gain $g > 0$, and time-sharing between clusters, the following total exchange rate (mRC throughput) R_{CF} is achievable with CF relaying using lattice coding:

$$R_{CF} = \frac{K}{K-1} C \left((K-1)LP \left(1 + \frac{g^2}{1+D} \right) \right), \quad (7)$$

with

$$D = \frac{(1+g^2)(K-1)LP+1}{g^2 P_R}.$$

Proof The encoding and decoding procedure is based on block Markov techniques.

Encoding The codebook for all users is the same and defined as $\mathcal{C}_T = \{\Lambda_{c_T} \cap \mathcal{V}_T\}$, where $\Lambda_T \subseteq \Lambda_{c_T}$ are nested lattices of dimension n and Λ_T is both Rogers- and Poltyrev-good and Λ_{c_T} is Poltyrev-good. To ensure power constraints, we choose $\sigma^2(\Lambda_T) = LP$ and Λ_{c_T} such that $\frac{1}{n} \log_2 |\mathcal{C}_T| = r_{CF}$, the user codebook rate.

In block b , user k sends codeword $c_{Tk} \in \mathcal{C}_T$ as

$$X_k(b) = [c_{Tk}(b) + U_{Tk}(b)] \pmod{\Lambda_T},$$

where $U_{Tk}(b)$ is a dither uniformly distributed over \mathcal{V}_T .

The quantization codebook at the relay is given by $\mathcal{C}_Q = \{\Lambda_{c_Q} \cap \mathcal{V}_Q\}$, where $\Lambda_Q \subseteq \Lambda_{c_Q}$ are nested lattices of dimension n and Λ_{c_Q} is Rogers-good and Λ_Q is Poltyrev-good. We choose $\sigma^2(\Lambda_{c_Q}) = D$ and $\sigma^2(\Lambda_Q) = 1 + D + \frac{g^2(K-1)LP}{1+(K-1)LP}$.

The compression rate is thus $R_Q = \frac{1}{L} \log_2 \left(\frac{\sigma^2(\Lambda_Q)}{\sigma^2(\Lambda_{c_Q})} \right)$.

The sending codebook for the relay is given by $\mathcal{C}_R = \{\Lambda_{c_R} \cap \mathcal{V}_R\}$, where $\Lambda_R \subseteq \Lambda_{c_R}$ are nested lattices of dimension n and Λ_R is both Rogers- and Poltyrev-good and Λ_{c_R} is Poltyrev-good. To ensure the power constraints, we choose $\sigma^2(\Lambda_R) = P_R$. Each compression index i is mapped to one codeword $c_R \in \mathcal{C}_R$, that is Λ_R is chosen such that $\frac{1}{n} \log_2 |\mathcal{C}_R| = R_Q$.

During block b , the relay sends $X_R(b) = [c_R(I(b-1)) + U_R(b)] \pmod{\Lambda_R}$, where U_R is a dither uniformly distributed over \mathcal{V}_R and $I(b-1)$ is the compression index of the signal received during the previous block.

Decoding At block b , the relay receives

$$Y_R(b) = g \sum_{k=1}^K X_k(b) + Z_R(b) \text{ and quantizes it to}$$

$$I(b) = \left[Q_{c_Q} \left(g \sum_{k=1}^K X_k(b) + Z_R(b) \right) + U_{c_Q}(b) \right] \pmod{\Lambda_Q},$$

where U_{c_Q} is a quantization dither uniformly distributed over \mathcal{V}_{c_Q} . This can be rewritten as

$$I(b) = \left[g \sum_{k=1}^K X_k(b) + Z_R(b) + U_{c_Q}(b) - E_{c_Q}(b) \right] \pmod{\Lambda_Q},$$

where E_{c_Q} is the quantization error.

During block b , user i receives

$$Y_i(b) = \sum_{k \neq i}^K X_k(b) + gX_R(b) + Z_i(b).$$

It starts by decoding the quantization index, considering the signals received on the direct link as noise, which is possible if ([15] Lemma 6)

$$R_Q \leq \frac{1}{L} \log_2 \left(1 + \frac{g^2 P_R}{1 + (K-1)LP} \right).$$

Then, it can remove the message sent by the relay, forming $\tilde{Y}_i(b) = \sum_{k \neq i}^K X_k(b) + Z_i(b)$. The decoding of all $X_k(b-1)$ is performed in Wyner-Ziv fashion using a MAC.

First, user i forms an estimate version of the signal received at the relay during block $b-1$. This is done in a Wyner-Ziv fashion, using $\tilde{Y}_i(b-1)$ as side information. After this first step, user i has two noisy version of the sum $g \sum_{k \neq i}^K X_k(b-1)$ that can be combined coherently in order to decode all individual messages as over a MAC. During the previous block, user i formed $\tilde{Y}_i(b-1)$ which is used in block b as side information to estimate the received signal at the relay in the previous block:

$$\begin{aligned} \hat{Y}_R(b-1) &= \alpha \tilde{Y}_i(b-1) \\ &+ \left[g \sum_{k=1}^K X_k(b-1) + Z_R(b-1) + U_{c_Q}(b-1) - E_{c_Q}(b-1) \right. \\ &\quad \left. - \alpha \tilde{Y}_i(b-1) - U_{c_Q}(b-1) - gX_i(b-1) \right] \pmod{\Lambda_Q} \\ &= \alpha \left(\sum_{k \neq i}^K X_k(b-1) + Z_i(b-1) \right) \\ &+ \left[g \sum_{k=1}^K X_k(b-1) + Z_R(b-1) - E_{c_Q}(b-1) \right. \\ &\quad \left. - \alpha \left(\sum_{k \neq i}^K X_k(b-1) + Z_i(b-1) \right) - gX_i(b-1) \right] \pmod{\Lambda_Q} \\ &= g \sum_{k \neq i}^K X_k(b-1) + Z_R(b-1) - E_{c_Q}(b-1), \end{aligned}$$

where the last equality is valid under perfect decoding, requiring $\sigma^2(\Lambda_Q) \geq (g-\alpha)^2(K-1)LP + D + 1 + \alpha^2$.

Since we estimate $g \sum_{k \neq i}^K X_k(b-1) + Z_R(b-1)$ from

$\sum_{k \neq i}^K X_k(b-1) + Z_i(b-1)$, the linear MMSE orthogonal-principle requires that α is chosen as $\alpha = \frac{g(K-1)LP}{(K-1)LP+1}$. Thus, $\sigma^2(\Lambda_Q) = 1 + D + \frac{g^2(K-1)LP}{1+(K-1)LP}$. Combining this with

the quantization rate constraint, the distortion is given by

$$D = \frac{(1 + g^2)(K - 1)LP + 1}{g^2 P_R}.$$

In order to recover all messages, user i combines the two noisy observations $\hat{Y}_R(b - 1)$ and $\tilde{Y}_i(b - 1)$ as

$$\begin{aligned} \frac{g}{1 + D} \hat{Y}_R(b - 1) + \tilde{Y}_i(b - 1) &= \left(1 + \frac{g^2}{1 + D}\right) \sum_{k \neq i}^K X_k(b - 1) \\ &+ Z_i(b - 1) + \frac{g}{1 + D} (Z_R(b - 1) - E_{c_Q}(b - 1)). \end{aligned}$$

Thus, it can decode all messages if

$$(K - 1)r_{CF} \leq \frac{1}{L} C \left((K - 1)LP \left(1 + \frac{g^2}{1 + D}\right) \right).$$

Thus, the total throughput over the mRC, equal to KLr_{CF} , is given in Proposition 5. \square

Proposition 6 For a symmetric Gaussian mRC with direct links, L clusters of K users each, time-sharing between clusters and asymptotically large g , with powers P and P_R scaled by $1/g^2$, the following total exchange rate (mRC throughput) is achievable with CF relaying using lattice codes:

$$R_{CF}^{g \rightarrow \infty} = \frac{K}{K - 1} C \left(\frac{(K - 1)LPP_R}{1 + (K - 1)LP + P_R} \right).$$

Note that this is identical to the rate for Gündüz et al.'s model ([17] eq. (22)).

Proof Replacing P by P/g^2 and P_R by P_R/g^2 in (7) and taking the limit yields the result. \square

4.4 Decode-and-Forward

In DF relaying, users send the superposition of the message from previous block and the current message. The relay decodes all individual new messages sent by the users and broadcasts them back to all users.

Here, we extend the DF scheme using AWGN superposition coding proposed in [30] to multiple users in a cluster.

Proposition 7 For a symmetric Gaussian mRC with direct links, L clusters of K users each and time-sharing between clusters, the total exchange rate (mRC throughput) R_{DF} is achievable with DF relaying:

$$R_{DF} = \max_{\rho \in [0, 1]} \min \{R_1(\rho), R_2(\rho)\},$$

where

$$R_1(\rho) = C \left(g^2 \rho^2 KLP \right) \quad (8)$$

$$R_2(\rho) = \frac{K}{K - 1} C \left((K - 1) \left(LP + g^2 \frac{P_R}{K} + 2g\rho \sqrt{\frac{LPP_R}{K}} \right) \right). \quad (9)$$

Proof The proof is based on sliding window encoding and decoding to take advantage of both the direct and the relayed links. During block b , the message $w_{k,b} \in 2^{nr_{DF}}$ of user k is encoded into two codewords $X_{k1}(w_{k,b})$, which is of power P_R/K and $X_{k2}(w_{k,b})$, which is of power LP . During block b , user k sends

$$X_k(w_{k,b}, w_{k,b+1}) = \sqrt{\frac{\rho^2 LP}{P_R/K}} X_{k1}(w_{k,b}) + \sqrt{\rho^2} X_{k2}(w_{k,b+1}),$$

where $w_{k,1}$ is predetermined for all users. At block b , the relay receives

$$\begin{aligned} Y_R(b) &= g \sqrt{\frac{\rho^2 LP}{P_R/K}} \sum_{k=1}^K X_{k1}(w_{k,b}) \\ &+ g \sqrt{\rho^2} \sum_{k=1}^K X_{k2}(w_{k,b+1}) + Z_R(b). \end{aligned}$$

During the previous block, the relay has decoded all $w_{k,b}$ for $k \in [1, \dots, K]$, so it can remove the first term from $Y_R(b)$ and decode all $w_{k,b+1}$ for $k \in [1, \dots, K]$ if

$$Kr_{DF} \leq \frac{1}{L} C \left(g^2 \rho^2 KLP \right).$$

At block b , the relay sends $X_R(b) = \sum_{k=1}^K X_{k1}(w_{k,b})$. User i receives at block b

$$\begin{aligned} Y_i(b) &= \left(\sqrt{\frac{\rho^2 LP}{P_R/K}} + g \right) \sum_{k \neq i}^K X_{k1}(w_{k,b}) \\ &+ \sqrt{\rho^2} \sum_{k \neq i}^K X_{k2}(w_{k,b+1}) + Z_i(b). \end{aligned}$$

User i decodes all $w_{k,b}$ using two noisy observations, one of $X_{k2}(w_{k,b})$ and one of $X_{k1}(w_{k,b})$ using $Y_i(b - 1)$ and $Y_i(b)$. The first noisy observation of $w_{k,b}$ (through $X_{k2}(w_{k,b})$) is obtained using $Y_i(b - 1)$. Indeed, since all $w_{k,b-1}$ have already been decoded, one can remove them and form $\tilde{Y}_i(b - 1) = \sqrt{\rho^2} \sum_{k \neq i}^K X_{k2}(w_{k,b}) + Z_i(b - 1)$. The second noisy observation of $w_{k,b}$ (through $X_{k1}(w_{k,b})$) is obtained

using $Y_i(b)$ and considering all $w_{k,b+1}$ as additional noise. Thus, perfect decoding at user i is possible as long as

$$\begin{aligned} (K-1)r_{DF} &\leq \frac{1}{L} \frac{1}{2} \log_2 \left(1 + \overline{\rho}^2 (K-1)LP \right) \\ &\quad + \frac{1}{L} \frac{1}{2} \log_2 \left(1 + \frac{\left(\sqrt{\frac{\rho^2 LP}{P_R/K}} + g \right)^2 (K-1) \frac{P_R}{K}}{\rho^2 (K-1)LP + 1} \right) \\ &= \frac{1}{L} C \left((K-1) \left(LP + g^2 \frac{P_R}{K} + 2g\rho \sqrt{\frac{LPP_R}{K}} \right) \right). \end{aligned}$$

Thus, the total throughput over the mRC, equal to KLr_{DF} , is given in Proposition 7. \square

Proposition 8 For a symmetric Gaussian mRC with direct links, L clusters of K users each, time-sharing between clusters and asymptotically large g , with powers P and P_R scaled by $1/g^2$, the following total exchange rate (mRC throughput) is achievable with DF relaying:

$$R_{DF}^{g \rightarrow \infty} = \min \left\{ C(KLP), \frac{K}{K-1} C \left(\frac{(K-1)P_R}{K} \right) \right\}.$$

The achievable total exchange rate with Gündüz et al.'s mRC model and DF relaying is given by:

$$R_{DF}^{Gündüz \text{ et al.}} = \min \left\{ C(KLP), \frac{K}{K-1} C(P_R) \right\}.$$

Proof By replacing P by P/g^2 and P_R by P_R/g^2 in (8) and (9) and taking the limit, we obtain

$$\begin{aligned} \lim_{g \rightarrow \infty} R_1(\rho) &= C(\overline{\rho}^2 KLP) \quad \text{and} \\ \lim_{g \rightarrow \infty} R_2(\rho) &= \frac{K}{K-1} C \left(\frac{(K-1)P_R}{K} \right). \end{aligned}$$

Since $R_1(\rho)$ is a decreasing function and $R_2(\rho)$ is constant in ρ , the optimum value of ρ is $\rho^* = 0$, which completes the proof. \square

Remark: Note that the two achievable rates $R_{DF}^{g \rightarrow \infty}$ and $R_{DF}^{Gündüz \text{ et al.}}$ differ only by the fraction $\frac{K-1}{K}$ in the second term of the min function. Nevertheless, this term becomes negligible when the number of users becomes large.

4.5 Partial Decode-and-Forward

The above loss with respect to Gündüz et al.'s mRC model and DF scheme is due to the fact that they use Tuncel's "virtual binning" technique [31], in which the relay capacity is de facto shared among only $K-1$ streams, whereas in the coherent DF scheme, the relay has to send all K streams. Thus, we propose also a non-coherent partial Decode-and-Forward (pDF) protocol, in which the relay can use Tuncel's scheme, as in [17].

Proposition 9 For a symmetric Gaussian mRC with direct links, L clusters of K users each and time-sharing between clusters, the total exchange rate (mRC throughput) R_{pDF} is achievable with pDF relaying:

$$R_{pDF} = \max_{\alpha \in [0,1]} \min \left\{ C \left(\frac{\alpha K g^2 LP}{1 + \overline{\alpha} K g^2 LP} \right) + \frac{K}{K-1} C(\overline{\alpha} (K-1)LP), \frac{K}{K-1} C((K-1)LP + g^2 P_R) \right\}. \quad (10)$$

Proof The proof follows directly by extending the TWRC scheme in [13], using Tuncel's "virtual binning" [31] at the decoder. The source uses a superposition codebook with two parts, $X_{k,d}$ of rate r_d and power $\overline{\alpha}LP$, and $X_{k,r}$ of rate r_r and power αLP . The relay only decodes $X_{k,r}$, $k = 1, \dots, K$, which requires the MAC constraint

$$Kr_r \leq \frac{1}{L} C \left(\frac{\alpha K g^2 LP}{1 + \overline{\alpha} K g^2 LP} \right)$$

to be satisfied. The protocol is block-based. Once the relay has decoded block b , it uses a code of rate Kr_r to jointly encode $X_{k,r}(b)$, $k = 1, \dots, K$, as in [17, 31], and sends the joint codeword in block $b+1$ as $X_r(b+1)$. Thanks to "virtual binning," this can be decoded as long as the channel from relay to destination reliably carries rate $(K-1)r_r$.

Thus, the following MAC constraints have to be satisfied at the destination:

$$\begin{aligned} (K-1)r_d &\leq \frac{1}{L} C((K-1)\overline{\alpha}LP), \\ (K-1)(r_d + r_r) &\leq \frac{1}{L} C((K-1)LP + g^2 P_R). \end{aligned}$$

Using the received signals from blocks b and $b+1$, destination i can decode $(X_{k,d}(b), X_{k,r}(b))$, $k = 1, \dots, i-1, i+1, \dots, K$, if the above constraints are satisfied. The proof is based on joint typicality decoding from codeword lists formed using $(X_{i,d}(b), X_{i,r}(b))$ as side information, see [12, 13, 31] for details.

Thus, the total throughput over the mRC, equal to $KL(r_d + r_r)$, is given in Proposition 9. \square

Proposition 10 For a symmetric Gaussian mRC with direct links, L clusters of K users each, time-sharing between clusters and asymptotically large g , with powers P and P_R scaled by $1/g^2$, the following total exchange rate (mRC throughput) is achievable with pDF relaying:

$$R_{pDF}^{g \rightarrow \infty} = \min \left\{ C(KLP), \frac{K}{K-1} C(P_R) \right\}.$$

This equals the total exchange rate for Gündüz et al.'s mRC model with DF relaying.

Proof By replacing P by P/g^2 and P_R by P_R/g^2 in (10) and taking the limit. The result follows by observing that $\alpha = 1$ maximizes the first term. \square

4.6 Compute-and-Forward

For this subsection, we assume that there are only two users in each cluster. This part is based on [15], where a combination of CoF and DF has been proposed for the TWRC with unitary links between the relay and the two destinations nodes.

The main advantage of CoF is the ability to compute directly the sum of the messages at the relay instead of decoding both messages individually.

Proposition 11 *For a symmetric Gaussian mRC with direct links, L clusters of $K = 2$ users each and time-sharing between clusters, the total exchange rate (mRC throughput) R_{CoF} is achievable with CoF relaying:*

$$R_{CoF} = \min \left\{ \log_2^+ \left(\frac{1}{2} + g^2 LP \right), \log_2(1 + LP + g^2 P_R) \right\}. \quad (11)$$

Proof The proof follows the one in [15]. \square

Proposition 12 *For a symmetric Gaussian mRC with direct links, L clusters of $K = 2$ users and asymptotically large g , with powers P and P_R scaled by $1/g^2$, the following total exchange rate (mRC throughput) is achievable with CoF relaying using lattice codes:*

$$R_{CoF}^{g \rightarrow \infty} = \min \left\{ \log_2^+ \left(\frac{1}{2} + LP \right), \log_2(1 + P_R) \right\}.$$

Note that this is identical to the rate for Gündüz et al.'s model ([17] eq. (31)).

Proof By replacing P by P/g^2 and P_R by P_R/g^2 in (11), and taking the limit, the result is straightforward. \square

4.7 Weakening the cut-set bound

We derive an upper bound on the cut-set bound which will be useful to analyze the performance of the proposed protocols. The goal is to obtain a bound based only on the system parameters and not on the optimization parameter ρ .

Proposition 13 *For a symmetric Gaussian mRC with direct links, L clusters of K users each and time-sharing between clusters, the cut-set bound on the exchange capacity can be upper-bounded by:*

$$R_{CSB} \leq \frac{K}{K-1} C((g^2 + 1)(K-1)LP). \quad (12)$$

Proof Recall that $R_{CSB} = \max_{\rho \in \{0,1\}} \frac{K}{K-1} \min \{f_1(\rho), f_2(\rho)\}$, where $f_1(\rho)$, resp. $f_2(\rho)$, are given in (3), resp. (4).

The value $f_1(\rho)$ is an upper bound on the inner minimization. Since f_1 is strictly decreasing, setting $\rho = 0$ yields the desired bound:

$$\begin{aligned} R_{CSB} &= \max_{\rho \in \{0,1\}} \frac{K}{K-1} \min \{f_1(\rho), f_2(\rho)\} \\ &\leq \max_{\rho \in \{0,1\}} \frac{K}{K-1} f_1(\rho) \\ &= \frac{K}{K-1} C((g^2 + 1)(K-1)LP). \end{aligned}$$

\square

4.8 Comparison between cut-set and proposed schemes

In this section, we characterize the gaps to the cut-set bound of the proposed schemes. In particular, we prove that the proposed schemes can achieve a finite gap that is independent of the transmit powers and number of clusters of the system. Thanks to the upper bound on the cut-set bound, the results in this section are more general than those by Su et al. [19], which are restricted to certain relay power regimes. We also prove that the AF protocol achieves a finite gap to the CF protocol.

Proposition 14 *For a symmetric Gaussian mRC with direct links, L clusters of K users each and time-sharing between clusters, the CF protocol achieves rates within $\frac{K}{2(K-1)} \log_2(1 + g^2)$ bits of the exchange capacity.*

Proof

$$\begin{aligned} R_{CF} &= \frac{K}{2(K-1)} \log_2 \left(1 + (g^2 + 1)(K-1)LP \right) \\ &\quad - \frac{K}{2(K-1)} \log_2 \left(\frac{1 + (1 + g^2)(K-1)LP + g^2 P_R}{1 + (K-1)LP + g^2 P_R} \right) \\ &\stackrel{(a)}{\geq} R_{CSB} - \frac{K}{2(K-1)} \log_2 \left(1 + \frac{g^2(K-1)LP}{1 + (K-1)LP + g^2 P_R} \right) \\ &\stackrel{(b)}{\geq} R_{CSB} - \frac{K}{2(K-1)} \log_2(1 + g^2), \end{aligned}$$

where (a) follows from Proposition 13 and (b) from over-bounding $f(P_R, P) = 1 + \frac{g^2(K-1)LP}{1 + (K-1)LP + g^2 P_R}$ by first setting $P_R = 0$, since f is decreasing in P_R , then letting $P \rightarrow \infty$. \square

Proposition 15 *For a symmetric Gaussian mRC with direct links, L clusters of K users each and time-sharing between clusters, the AF protocol achieves rates within $\frac{K}{2(K-1)} (1 + \log_2(g^2 + 1))$ bits of the exchange capacity.*

Proof Recall that

$$R_{AF} = \frac{K}{2(K-1)} \log_2 \left(\frac{\alpha + \sqrt{\alpha^2 - \beta^2}}{2} \right),$$

with

$$\alpha = 1 + (K-1)LP \frac{g^2(KLP + g^2P_R) + 1}{g^2(KLP + P_R) + 1}$$

$$\beta = 2(K-1)LPg^2 \frac{\sqrt{P_R(g^2KLP + 1)}}{g^2(KLP + P_R) + 1}.$$

It can be shown that $\alpha^2 - \beta^2$ is a convex function of P_R and that $\forall P_R \geq 0$, $\frac{4g^2\gamma}{(g^2+1)^2} \leq \alpha^2 - \beta^2$, with $\gamma = LP(g^2 + 1)(K-1) + 1$.

Further, one can show that α is an increasing function of P_R and that $\forall P_R \geq 0$, $1 + (K-1)LP \leq \alpha$.

$$\text{Thus, } R_{AF} \geq \frac{K}{2(K-1)} \log_2 \left(\frac{(1+(K-1)LP)(1+g^2)+2g\sqrt{\gamma}}{2(1+g^2)} \right).$$

Using Proposition 13, we obtain

$$R_{AF} \geq R_{CSB} - \frac{K}{2(K-1)} \log_2 \left(\frac{2(1+g^2)\gamma}{\gamma + 2g\sqrt{\gamma}} \right)$$

$$\geq R_{CSB} - \frac{K}{2(K-1)} \log_2 (2(1+g^2)).$$

The second inequality is obtained by observing that γ is strictly increasing in P and taking the limit $P \rightarrow \infty$ of the argument of the logarithm. \square

4.9 Comparison between Compress-and-Forward and Amplify-and-Forward

Proposition 16 For a symmetric Gaussian mRC with direct links, L clusters of K users each and time-sharing between clusters, the AF protocol achieves rates within $\frac{K}{2(K-1)} \log_2(2(1+g^2))$ bits of the CF protocol.

Proof We first study the achievable rate of CF as a function of P_R . It can be shown that it is an increasing function upper bounded by $\frac{K}{2(K-1)} \log_2(1+(g^2+1)(K-1)LP)$.

$$\text{Thus, } R_{CF} - R_{AF} \leq \frac{K}{2(K-1)} \log_2(2(g^2+1)).$$

The proof follows the same steps as for Proposition 15. \square

4.10 Examples

Let us first assume that the relay has a better observation of the transmitted messages than the users, thus we set the gain g on links between the relay and the users to be larger than 1 (this can be justified by more powerful hardware at the relay such as better antennas and/or higher power and less noise).

In Fig. 2, we plot the cut-set bound, the achievable total exchange rate for the mRC with $L = 1$ cluster and $P = 30$ dB as a function of K . We consider two cases: either the relay has constant power $P_R = P$, or its power scales with the number of users as $P_R = KP$. In both cases, for a moderate number of users per cluster, CF gives the best performance, within a finite gap to the cut-set bound. When the number of users increases,

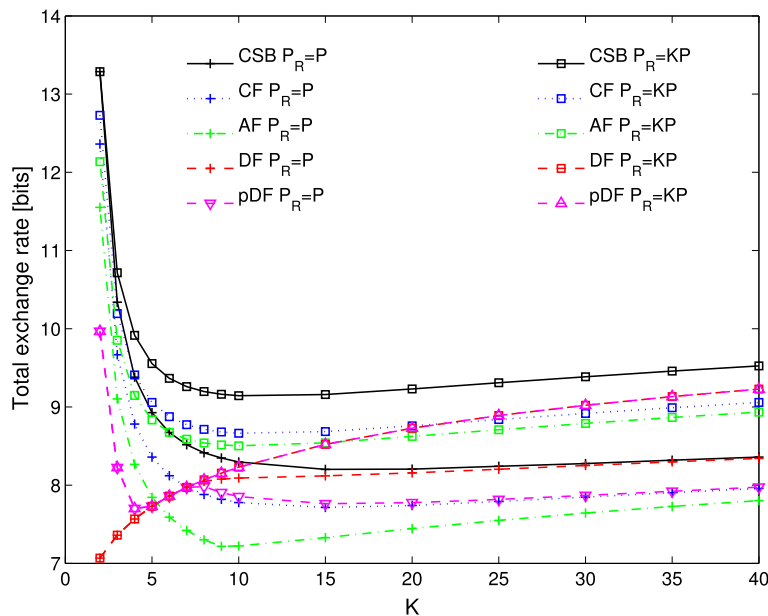


Fig. 2 Total exchange rate vs. K , $P = 30$ dB, $g = 3$, $L = 1$ —comparison of two power allocation setups: either the relay scales its power with the number K of users per clusters or not

DF yields the best performance. For both power allocation setups, AF achieves rates within a finite gap to CF. We also observe that DF approaches the cut-set bound when the relay power doesn't scale with the number of users. Below 5 users, pDF outperforms DF, since it better exploits the direct links. For 5-7 users, pDF and DF perform equally. Above 7 users, pDF achieves lower rates than DF for $P_R = P$. This is due to the fact that DF uses coherent signaling, which is beneficial in this "low relay power for many users" regime.

In Fig. 3, we plot the cut-set bound, the achievable symmetric rate for the mRC with $L = 8$ clusters of $K = 2$ users as a function of P . We can note that for the chosen g , CoF gives the best performance among the proposed schemes, and that the gap between the cut-set bound and CoF vanishes for large power P . One can again note that DF yields poor performance ($K = 2$) and that CF achieves rates within a finite gap of the cut-set bound. For larger powers P , pDF does better than DF by only using the direct links.

Figure 4 represents the total exchange rate as a function of the gain g for a fixed power $P = 30$ dB and $K = 4$ users per cluster, with and without power scaling at the relay. In both cases, the total exchange rate increases with g . Note that for DF, the total exchange rate is unaffected by relay power scaling, since the rate is limited by the decoding at the relay. For small gains g , pDF does better than DF by only using the direct links.

Let us now compare the influence of the presence of the direct links. To have a fair comparison with the schemes proposed by Gündüz et al., let us assume that $g = 1$. Figures 5 and 6 display the total exchange rate as a function of the number of users K per cluster for the multiway relay channel with and without direct links for relay power P and KP , respectively. First note that if the relay does not scale its power with the number of users, adding the

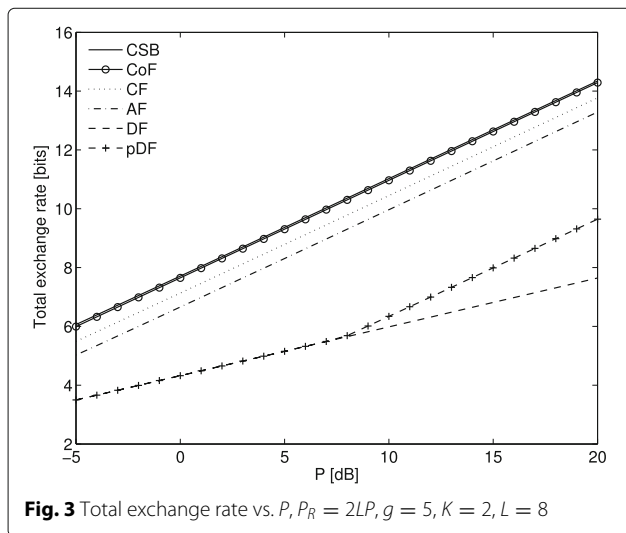


Fig. 3 Total exchange rate vs. P , $P_R = 2LP$, $g = 5$, $K = 2$, $L = 8$

direct links increases the achievable rate for all relaying schemes (even for DF when the number of users K is large enough to be efficient), see Fig. 5; whereas when the relay scales its power with the number of users (Fig. 6), only CF achieves higher rates for the model with direct links. (AF and DF have performance close to the case without direct links.) The pDF protocol needs direct links to operate and achieves rates that match the CSB without direct links for this choice of parameters.

5 mRC without time-sharing between clusters

In this section, we study the Gaussian mRC with direct links, when we relax the assumption that clusters are operated in time-sharing fashion (as in [17]). In this case, the received signals are

$$\text{At user } k \text{ of cluster } l : Y_{l,k} = \sum_{i \neq k} X_{l,i} + gX_R + Z_{l,k}$$

$$\text{At the relay: } Y_R = \sum_{l=1}^L \sum_{k=1}^K gX_{l,k} + Z_R,$$

where all users have a power constraint P and the relay a power constraint P_R .

As in Section 4, we first derive an upper bound on the capacity using a cut-set argument and then propose various lower bounds using AF, DF or CF.

5.1 Cut-set bound

Proposition 17 For a symmetric Gaussian multiway relay channel with direct links, L clusters of K users each, with restricted encoders and without time-sharing, the CSB on the exchange capacity is given by:

$$R_{CSB} \leq \max_{\rho \in [0,1]} \frac{KL}{K-1} \min(f_1(\rho), f_2(\rho))$$

where

$$f_1(\rho) = C\left(\frac{\tilde{P}}{\rho^2}\right)$$

$$f_2(\rho) = C\left((K-1)P + g^2 P_R \overline{\rho^2} + 2g\sqrt{PP_R}(K-1)\rho\right)$$

and

$$\begin{aligned} \tilde{P} = & P g^2 K (L-1) P_R (g-1)^2 K (L-1) \rho^2 \overline{\rho^2} \\ & + P^2 g^2 K (K-1) (L-1) (1 - KL \rho^2) \\ & + P [g^2 (KL-1) (1 - KL \rho^2) + (K-1) (1 - K \rho^2)]. \end{aligned}$$

Proof Along the lines of Proposition 1. \square

5.2 Decode-and-Forward

In the following, two versions of DF are proposed. In both versions, the relay decodes all messages from all clusters, before relaying them. In the first version, relayed messages from other clusters are treated as noise when recovering

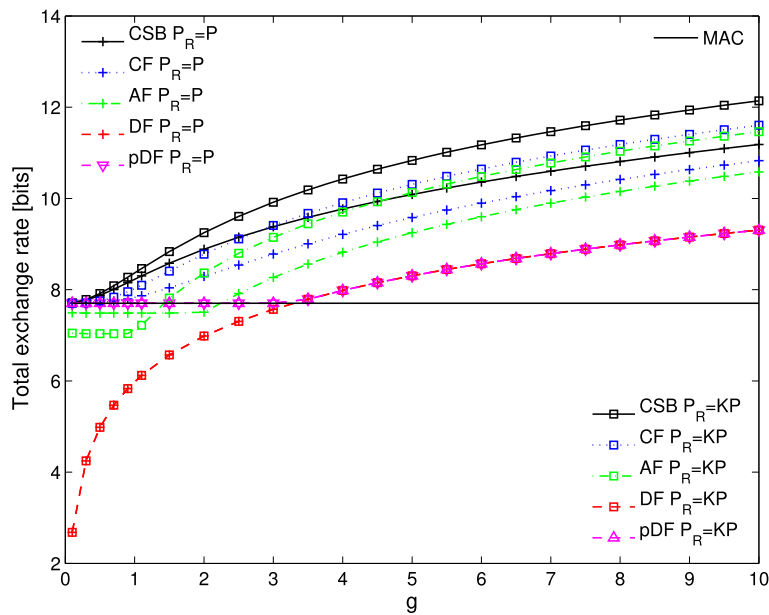


Fig. 4 Total exchange rate vs. $g, P = 30$ dB, $K = 4, L = 1$ —comparison of two power allocation setups: either the relay scales its power with the number K of users per clusters or not

the messages for a given cluster, whereas in the second one, they are first decoded in order to remove them, before decoding the messages for a given cluster.

the following total exchange rate (mRC throughput) is achievable with DF relaying:

Proposition 18 For a symmetric Gaussian multiway relay channel with direct links, L clusters of K users each, for restricted encoders and without time-sharing (relayed messages from users in other clusters are treated as noise),

$$R_{DF} = \max_{\rho \in [0,1]} \min \left\{ C \left(g^2 L K P \bar{\rho}^2 \right), \frac{KL}{K-1} C \left((K-1) \frac{P + g^2 \frac{P_R}{KL} + 2g\rho \sqrt{\frac{PP_R}{KL}}}{1 + g^2 \frac{L-1}{L} P_R} \right) \right\}.$$

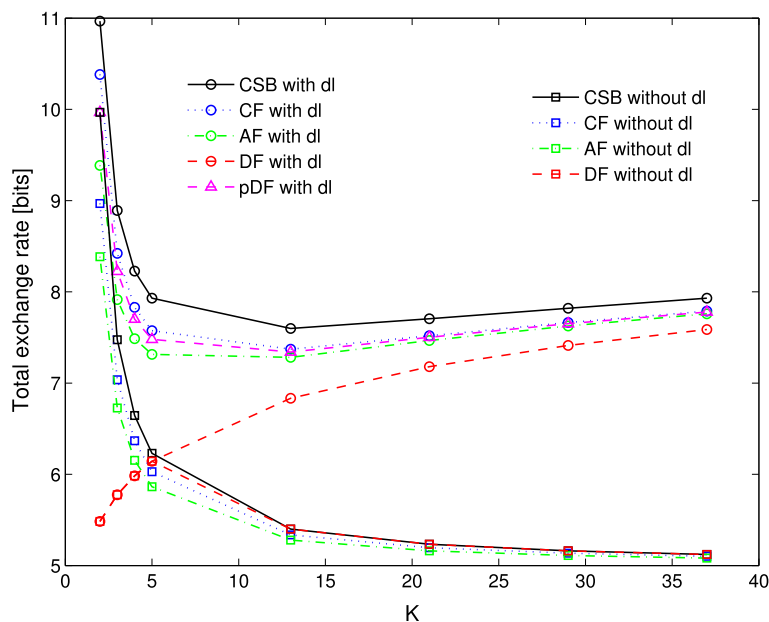


Fig. 5 Total exchange rate vs. $K, P = 30$ dB, $P_R = P, g = 1, L = 1$ —comparison of the model with direct links and without direct links

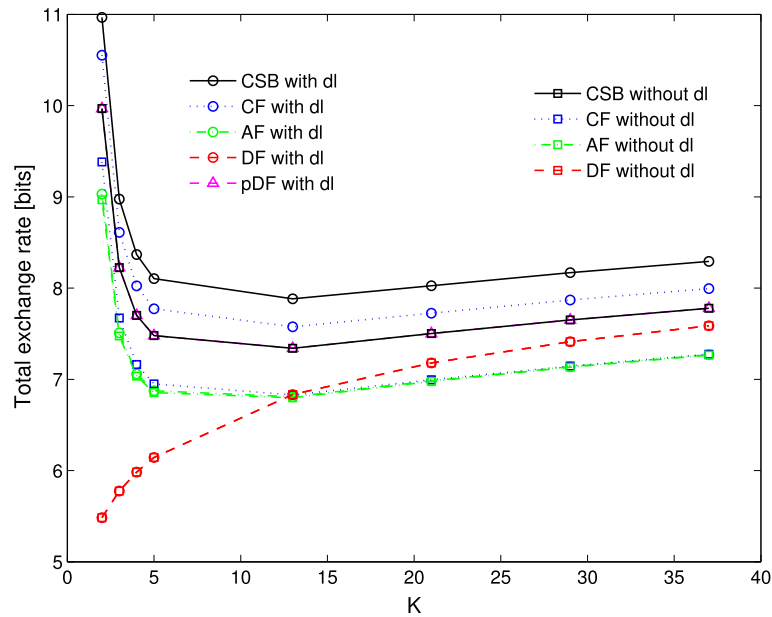


Fig. 6 Total exchange rate vs. K , $P = 30$ dB, $P_R = KP$, $g = 1$, $L = 1$ —comparison of the model with direct links and without direct links

Proof The proof follows along the lines of the proof of Proposition 7. The main differences are the powers of each part of the codeword; here, $X_{l,k,1}$ is of power $P_R/(KL)$ and $X_{l,k,2}$ is of power P . Relayed messages from users in other clusters are treated as noise when decoding the $K - 1$ messages of a given cluster. \square

Proposition 19 For a symmetric Gaussian multiway relay channel with direct links, L clusters of K users each, for restricted encoders and without time-sharing (relayed messages from users in other clusters are decoded first to reduce the noise at each user), the following total exchange rate (mRC throughput) is achievable with DF relaying:

$$R_{DF} = \max_{\rho \in [0,1]} \min \left\{ C(g^2 L K P \bar{\rho}^2), \frac{KL}{K-1} C((K-1)\bar{\rho}^2 P) \right. \\ \left. + \min \left\{ \frac{L}{L-1} C \left(\frac{g^2 K (L-1) \frac{P_R}{KL}}{(K-1)(P + g^2 \frac{P_R}{KL} + 2g\rho\sqrt{\frac{PP_R}{KL}}) + 1} \right), \right. \right. \\ \left. \left. \frac{KL}{K-1} C \left((K-1) \frac{g^2 \frac{P_R}{KL} + \rho^2 P + 2g\rho\sqrt{\frac{PP_R}{KL}}}{(K-1)\rho^2 P + 1} \right) \right\} \right\}. \quad (13)$$

Proof The proof follows along the lines of the proof of Proposition 7. The main differences are the power of each part of the codeword; here, $X_{l,k,1}$ is of power $P_R/(KL)$ and $X_{l,k,2}$ is of power P . The first rate constraint in (13) corresponds to the MAC constraint at the relay, where all KL

codewords $X_{l,k,1}$ are decoded. The second rate constraint corresponds to the decoding of the $K - 1$ codewords $X_{l,k,2}$ after all $X_{l,k,1}$ have been removed (the first term in the min corresponds to the decoding of all $(L - 1)K$ codewords $X_{l,k,1}$ and the second one to the decoding of the $K - 1$ codewords $X_{l,k,1}$ of a given cluster after having the $(L - 1)K$ codewords $X_{l,k,1}$ removed. \square

5.3 Amplify-and-Forward

In the following, the relay amplifies all received messages from all clusters and relayed messages from other clusters are either treated as noise when recovering the messages for a given cluster or decoded first.

Proposition 20 For a symmetric Gaussian multiway relay channel with direct links, L clusters of K users each, for restricted encoders and without time-sharing (relayed messages from users in other clusters are treated as noise), the following total exchange rate (mRC throughput) is achievable with AF relaying:

$$R_{AF} = \frac{KL}{2(K-1)} \log_2 \left(\frac{\alpha + \sqrt{\alpha^2 - \beta^2}}{2} \right),$$

with

$$\alpha = 1 + (K-1)P \frac{g^2(KLP + g^2 P_R) + 1}{g^2(KLP + P_R + g^2(L-1)KPP_R) + 1} \\ \beta = 2(K-1)Pg^2 \frac{\sqrt{P_R(g^2 KLP + 1)}}{g^2(KLP + P_R + g^2(L-1)KPP_R) + 1}.$$

Proof The proof follows along the lines of the proof of Proposition 3 using a unit-memory inter-symbol MAC of $K - 1$ users. The scaling factor at the relay equals $\sqrt{\frac{P_R}{g^2 KLP + 1}}$. Relayed messages from users in other clusters are treated as noise when decoding the $K - 1$ messages of a given cluster. \square

Proposition 21 *For a symmetric Gaussian multiway relay channel with direct links, L clusters of K users each, for restricted encoders and without time-sharing (messages from users in another cluster are decoded first to reduce the noise at each user), the following total exchange rate (mRC throughput) is achievable with AF relaying:*

$$R_{AF} = \min \left\{ \frac{KL}{2(K-1)} \log_2 \left(\frac{\alpha + \sqrt{\alpha^2 - \beta^2}}{2} \right), \frac{L}{L-1} C \left(\frac{g^4 K(L-1) P P_R}{1 + g^2(KLP + P_R) + (K-1)P(1 + g^2 KLP + g^4 P_R)} \right) \right\} \quad (14)$$

with

$$\alpha = 1 + (K-1)P \frac{g^2(KLP + g^2 P_R) + 1}{g^2(KLP + P_R) + 1} \text{ and}$$

$$\beta = 2(K-1)P g^2 \frac{\sqrt{P_R(g^2 KLP + 1)}}{g^2(KLP + P_R) + 1}.$$

Proof The proof follows along the line of the proof of Proposition 3 using a unit-memory inter-symbol MAC of $K - 1$ users. The scaling factor at the relay equals $\sqrt{\frac{P_R}{g^2 KLP + 1}}$. Relayed messages from other clusters are first decoded, yielding the second rate constraint in (14) and then removed. (This can be seen as successive decoding: even if users are not interested in these messages, they can decode them in order not to treat them as additional noise.) The $K - 1$ messages of a given cluster are then decoded using the $K - 1$ user MAC, yielding the first rate constraint in (14). \square

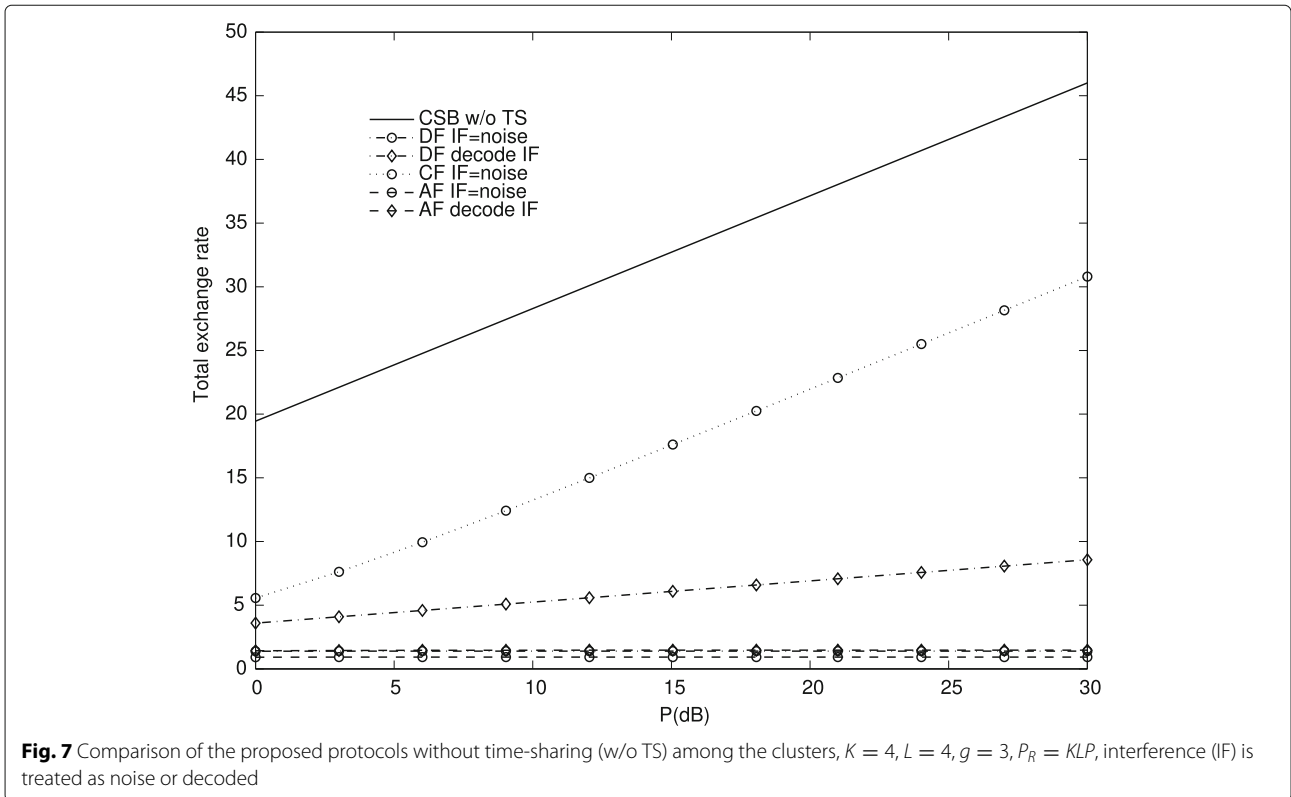
5.4 Compress-and-Forward

Proposition 22 *For a symmetric Gaussian multiway relay channel with direct links, L clusters of K users each, relay link gain $g > 0$, for restricted encoders and without time-sharing (relayed messages from users in other clusters are treated as noise), the following total exchange rate (mRC throughput) is achievable with CF relaying:*

$$R_{CF} = \frac{KL}{(K-1)} C \left((K-1)P \left(1 + \frac{g^2}{1 + D + g^2(L-1)KP} \right) \right)$$

with

$$D = \frac{1 + (K-1)P(1 + g^2) + g^2(L-1)KP(1 + (K-1)P)}{g^2 P_R}.$$



Proof The proof follows along the lines of the proof of Proposition 5. The main difference are the second moment of the shaping lattice used for the quantization, $\sigma^2(\Lambda_Q) = 1 + D + \frac{g^2(K-1)P + g^2(L-1)KP((K-1)P+1)}{(K-1)P+1}$. Messages from users in another cluster are treated as noise when decoding the $K - 1$ messages of a given cluster. \square

5.5 Comparison of mRC with and without time-sharing

One interesting question concerning the multiway relay channel is whether it is more advantageous to perform time-sharing among the clusters or not. Figures 7 and 8 present numerical results for $L = 4, K = 4$ and $g = 3$ when $P_R = KLP$. Figure 7 presents the obtained total exchange rate when no time-sharing is performed at the relay, whereas Fig. 8 compares the obtained total exchange rate with and without time-sharing.

The cut-set bound without time-sharing is much higher than with time-sharing and one can note that for this scenario only CF seems to perform better without time-sharing, all other protocols perform either in the same order of magnitude or worse. Note that CF without time-sharing is better than any solution involving time-sharing, since it operates above the cut-set bound with time-sharing.

We can note that for this scenario DF, when $P_R = KLP$ and additional signals are decoded first, gives results

close to the one obtained with time-sharing and clearly outperforms the version where the additional signals are treated as noise. For the two versions of AF, the same observation can be made for this scenario: decoding the additional signals first yields higher total exchange rate. However, when $P_R = P$, treating additional signals as noise gives better results for both DF and AF. Note that DF with decoding of additional signals achieves the same total exchange rate as DF with time-sharing if in both cases, the decoding at the relay yields the bottleneck rate (the perfect decoding constraint at the relay is the same in these two cases).

CF seems to be best performing because with time-sharing, it performs close to cut-set bound, while without time-sharing, it is the only protocol to maintain a constant—albeit large—gap to the cut-set bound.

Clearly, only CF seems to be able to achieve rates close to the cut-set bound. All protocols have difficulties dealing with the additional signals, directed to other clusters and broadcast by the relay. The major issue is that these signals have a higher power than the signals that the users of a cluster want to recover.

6 Discussion and conclusions

In this paper, we considered an extension of the multiway relay channel proposed by Gündüz et al. in [17]. In

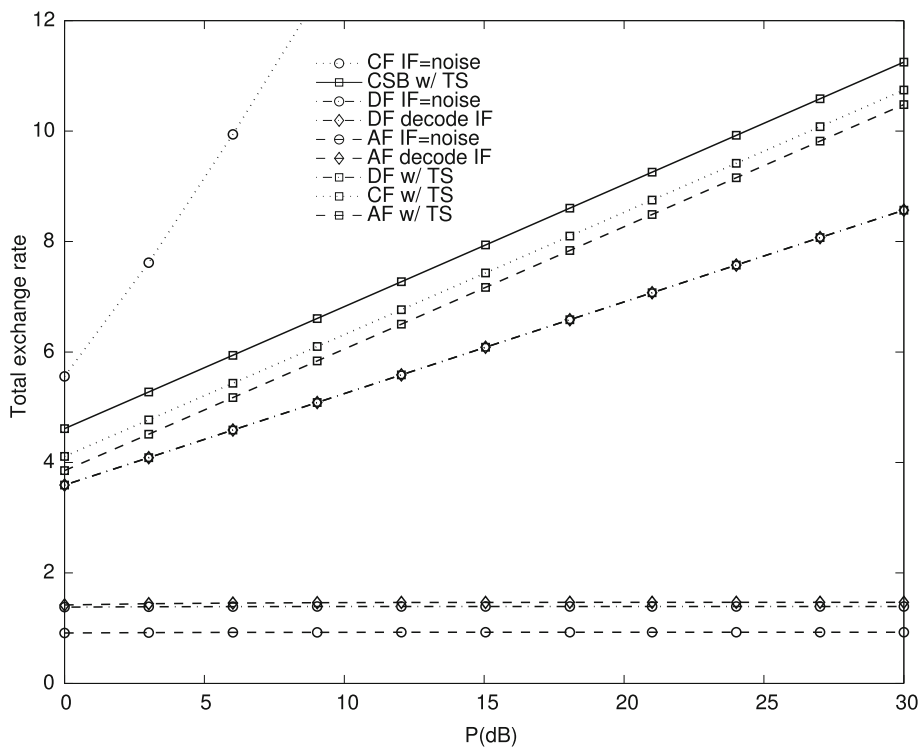


Fig. 8 Comparison of the proposed protocols with (w/ TS) or without time-sharing (interference (IF) is treated as noise or decoded) among the clusters, $K = 4, L = 4, g = 3, P_R = KLP$

the considered setup, multiple clusters of users with direct intra-cluster links communicate with the help of a single relay. Each user wishes to recover all messages within its cluster. We extended standard schemes such as CF, DF, and AF for this setup using results proposed for the Gaussian relay channel based on lattices [14, 15, 29] or standard AWGN coding/decoding [24, 30]. We characterized the achievable total exchange rate for all these protocols with or without time-sharing among the clusters. When there are only two users per cluster and time-sharing is performed, we have also proposed an extension of CoF. Under the time-sharing assumption, we also studied the gaps to the cut-set bound these protocols can achieve, and proved that they only depend on the number of users K and on the gain g of user-relay links, and not on the transmit power. We also proved that AF performs at a finite gap from CF.

For very large user-relay gain g , i.e., when the model becomes that of [17] up to scaling, our results reduce to the ones obtained by Gündüz et al.

We also noted that for the general case without time-sharing, only CF performs clearly better than with time-sharing. Other protocols perform either close to the performance with time-sharing or worse. This degradation is due to the interference caused by signals directed to other clusters, that are broadcast to all clusters by the relay.

So far, we only characterized the fully symmetric case. First results based on random coding arguments have been recently proposed for the asymmetric (in terms of link gains and powers) multiway relay channel with one cluster in [19]. The study of practical coding schemes for asymmetric networks (in terms of link gains, powers, and number of users per cluster) remains an open problem, as does the characterization of the entire achievable rate region for the multiway relay channel with L clusters. Another open issue regards full-duplex with a single send/receive antenna: in some cases, results obtained for full-duplex protocols can be translated to half-duplex protocols [5]. Moreover, this work only considered single-antenna nodes; having multiple antennas at the relay (and possibly the users) would achieve higher rates.

Acknowledgements

This work is part of A. Savard's Ph.D. thesis research conducted at ETIS laboratory, ENSEA/University Cergy-Pontoise/CNRS, France.

Competing interests

The authors declare that they have no competing interests.

Author details

¹Télécom Lille, Univ. Lille, CNRS, UMR 8520 - IEMN, F-59000 Lille, France. ²ETIS - ENSEA/University Cergy-Pontoise/CNRS, F-95014 Cergy-Pontoise, France.

Received: 30 March 2016 Accepted: 27 October 2016

Published online: 21 November 2016

References

1. A Savard, C Weidmann, in *Proceedings of IEEE Information Theory Workshop (ITW)*, 2-5 November 2014. On the multiway relay channel with direct links, (IEEE, 2014), pp. 651-655
2. EC van der Meulen, Three-terminal communication channels. *Adv Appl. Prob.* **3**, 120-154 (1971)
3. TM Cover, AA El Gamal, Capacity theorems for the relay channel. *IEEE Trans. Inform. Theory.* **25**(5), 572-584 (1979)
4. AA El Gamal, Y-H Kim, *Network Information Theory*. (Cambridge University Press, New York, 2011)
5. G Kramer, M Gastpar, P Gupta, Cooperative strategies and capacity theorems for relay networks. *IEEE Trans. Inform. Theory.* **51**(9), 3037-3063 (2005)
6. CE Shannon, Two-way communication channels. *Proc. 4th Berkeley Symp Math. Stat. Prob.* **1**, 611-644 (1961)
7. MP Wilson, K Narayanan, H Pfister, A Sprintson, Joint physical layer coding and network coding for bidirectional relaying. *IEEE Trans. Inform. Theory.* **56**(11), 5641-5654 (2010)
8. S Smirani, M Kamoun, M Sarkiss, A Zaidi, P Duhamel, Achievable rate regions for Two-Way Relay Channel using nested lattice coding. *IEEE Trans. Wireless Commun.* **13**(10), 5607-5620 (2014)
9. W Nam, S-Y Chung, YH Lee, Capacity of the Gaussian Two-Way Relay Channel to within 1/2 bit. *IEEE Trans. Inform. Theory.* **56**(11), 5488-5494 (2010)
10. A Avestimehr, S-Y Chung, D Tse, Capacity of the Two-Way Relay Channel within a constant gap. *European Trans. Telecommun.* **21**(4), 363-374 (2010)
11. B Rankov, A Wittneben, in *Proceedings of IEEE International Symposium on Information Theory (ISIT)*, 9-14 July 2006. Achievable rate regions for the Two-Way Relay Channel, (IEEE, 2006), pp. 1668-1672
12. P Zhong, M Vu, in *Proceedings of IEEE Information Theory Workshop (ITW)*, 16-20 Oct 2011. Decode-forward and compute-forward coding schemes for the Two-Way Relay Channel, (IEEE, 2011), pp. 115-119
13. P Zhong, M Vu, in *Proceedings of Information Conference on Communication (ICC)*, 10-15 June 2012. Partial decode-forward coding schemes for the Gaussian Two-Way Relay Channel, (IEEE, 2012), pp. 2451-2456
14. B Nazer, M Gastpar, Compute-and-forward: harnessing interference through structured codes. *IEEE Trans. Inform. Theory.* **57**(10), 6463-6486 (2011)
15. Y Song, N Devroye, Lattice codes for the Gaussian relay channel: Decode-and-Forward and Compress-and-Forward. *IEEE Trans. Inform. Theory.* **59**(8), 4927-4948 (2013)
16. D Gündüz, A Yener, A Goldsmith, HV Poor, in *Proceedings of IEEE International Symposium on Information Theory (ISIT)*, 28 June-3 July 2009. The multiway relay channel, (IEEE, 2009), pp. 339-343
17. D Gündüz, A Yener, A Goldsmith, HV Poor, The multiway relay channel. *IEEE Trans. Inform. Theory.* **59**(1), 51-63 (2013)
18. L Ong, SJ Johnson, CM Kellet, The capacity region of multiway relay channels over finite fields with full data exchange. *IEEE Trans. Inform. Theory.* **57**(5), 3016-3031 (2011)
19. Y Su, Y Li, G Song, L Liu, Achievable rate regions of multi-way relay channel with direct links. *IET Commun.* **9**(7), 947-959 (2015)
20. U Erez, R Zamir, Achieving $1/2 \log(1+\text{SNR})$ on the AWGN channel with lattice encoding and decoding. *IEEE Trans. Inform. Theory.* **50**(10), 2293-2314 (2004)
21. CA Rogers, Lattice coverings of space. *Mathematica.* **6**(1), 33-39 (1959)
22. G Poltyrev, On coding without restrictions for the AWGN channel. *IEEE Trans. Inform. Theory.* **40**(2), 409-417 (1994)
23. R Zamir, M Feder, On lattice quantization noise. *IEEE Trans. Inform. Theory.* **42**(4), 1152-1159 (1996)
24. W Chang, S-Y Chung, YH Lee, *Gaussian relay channel capacity to within a fixed number of bits*, (2010). <http://arxiv.org/abs/1011.5065>
25. W Hirt, JL Massey, Capacity of the discrete-time Gaussian channel with intersymbol interference. *IEEE Trans. Inform. Theory.* **34**(3), 380-388 (1988)
26. RS Cheng, S Verdu, Gaussian multiaccess channels with ISI: capacity region and multiuser water-filling. *IEEE Trans. Inform. Theory.* **39**(3), 773-785 (1993)
27. IS Gradshteyn, IM Ryzhik, *Table of integrals, series, and products*, 7th ed. (Elsevier/Academic Press, Amsterdam, 2007)

28. A Wyner, J Ziv, The rate distortion function for source coding with side information at the decoder. *IEEE Trans. Inform. Theory*. **22**(1), 1–10 (1976)
29. Y Song, N Devroye, in *Proceedings of IEEE Information Theory Workshop (ITW), 16-20 Oct 2011*. A lattice compress-and-forward scheme, (IEEE, 2011), pp. 110–114
30. A Khina, O Ordentlich, U Erez, Y Kochman, G Wornell, in *Proceedings of IEEE Information Theory Workshop (ITW), 3-7 Sept 2012*. Decode-and-forward for the Gaussian relay channel via standard AWGN coding and decoding, (IEEE, 2012), pp. 457–461
31. E Tuncel, Slepian-Wolf coding over broadcast channels. *IEEE Trans. Inform. Theory*. **52**(4), 1469–1482 (2006)

Submit your manuscript to a SpringerOpen[®] journal and benefit from:

- ▶ Convenient online submission
- ▶ Rigorous peer review
- ▶ Immediate publication on acceptance
- ▶ Open access: articles freely available online
- ▶ High visibility within the field
- ▶ Retaining the copyright to your article

Submit your next manuscript at ▶ springeropen.com
