



HAL
open science

Manganese(III) Acetate-mediated Oxidative Cyclization of alpha-Methylstyrene and trans-Stilbene with beta-Ketosulfones

Ahlem Bouhleb, Christophe Curti, Clémence Tabelé, Patrice Vanelle

► **To cite this version:**

Ahlem Bouhleb, Christophe Curti, Clémence Tabelé, Patrice Vanelle. Manganese(III) Acetate-mediated Oxidative Cyclization of alpha-Methylstyrene and trans-Stilbene with beta-Ketosulfones. *Molecules*, 2013, 2013, pp.4293 - 4307. 10.3390/molecules18044293 . hal-01423378

HAL Id: hal-01423378

<https://hal.science/hal-01423378v1>

Submitted on 29 Dec 2016

HAL is a multi-disciplinary open access archive for the deposit and dissemination of scientific research documents, whether they are published or not. The documents may come from teaching and research institutions in France or abroad, or from public or private research centers.

L'archive ouverte pluridisciplinaire **HAL**, est destinée au dépôt et à la diffusion de documents scientifiques de niveau recherche, publiés ou non, émanant des établissements d'enseignement et de recherche français ou étrangers, des laboratoires publics ou privés.

Communication

Manganese(III) Acetate-mediated Oxidative Cyclization of α -Methylstyrene and *trans*-Stilbene with β -Ketosulfones

Ahlem Bouhlel, Christophe Curti, Clémence Tabelé and Patrice Vanelle *

Laboratoire de Pharmaco-Chimie Radicalaire, Faculté de Pharmacie, Aix-Marseille Univ, CNRS, Institut de Chimie Radicalaire ICR, UMR 7273, 27 Bd Jean Moulin, CS 30064, 13385 Marseille Cedex 05, France

* Author to whom correspondence should be addressed; E-Mail: patrice.vanelle@univ-amu.fr; Tel.: +33-491-835-580; Fax: +33-491-794-677.

Received: 27 February 2013; in revised form: 3 April 2013 / Accepted: 4 April 2013 /

Published: 11 April 2013

Abstract: A convenient microwave irradiation protocol was utilized for the synthesis of β -ketosulfones **1–5** in good yields. These sulfones reacted with alkenes through a radical oxidative cyclization mediated by $Mn(OAc)_3$. Dihydrofurans **6–10** were obtained in moderate to good yields starting from 1,1-disubstituted alkenes. Dihydrofurans **11–15** were synthesized in moderate yields and unexpected cyclopropanes **16–19** were obtained in low yields starting from 1,2-disubstituted alkenes. This protocol offers access to various dihydrofurans which could be tested for their antiparasitic potential.

Keywords: manganese(III) acetate; dihydrofuran; radicals

1. Introduction

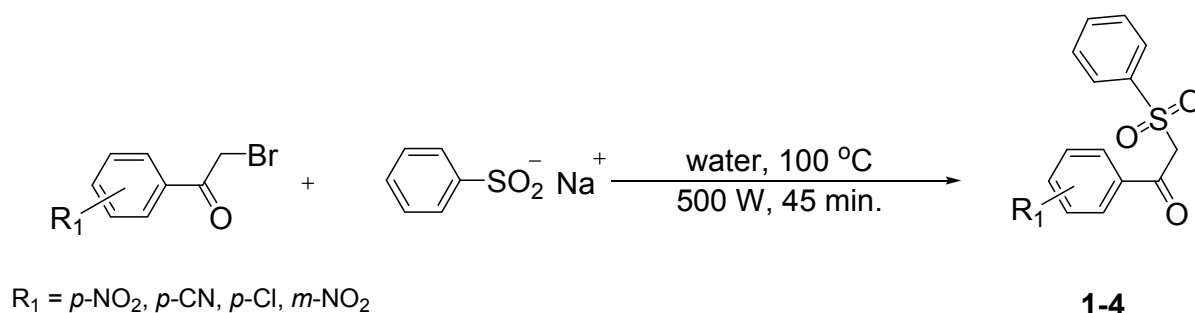
Manganese(III) acetate has received considerable attention over the past several decades, and remains a useful tool for carbon-carbon bond formation [1–4]. Its specificity for carbonyl derivatives allows a wide variety of radical synthetic applications, leading to various structures like pyrrolidinones [5], γ -lactones [6,7], tetralins [8,9] or spirocyclic derivatives [10–12]. Within our research program directed towards the development of original synthesis methods in medicinal chemistry [13–17], we have explored the radical cyclization of β -ketosulfones [18,19] mediated by manganese(III) acetate in order to synthesize dihydrofurans as potential antiparasitic compounds.

The valuable antileishmanial activities of the functionalized dihydrofurans obtained call for pharmacomodulation starting from new alkene building blocks. Dihydrofuran derivatives are known to have other useful pharmacological properties, such as antibacterial [20–22], antifungal [20,21] and anticancer activity [23], as well as being valuable potential intermediates in the synthesis of various substances [24]. A wide variety of methods yielding dihydrofurans and cyclopropanes substituted by a sulfonyl group have been developed [25–29]. We report here the reactivity of two alkenes, α -methylstyrene and *trans*-stilbene, extending previous work on styrene, allylbenzene [30], 1,1-diphenylethylene and derivatives [30,31] and the α,β -ethylenic ketone series [32].

2. Results and Discussion

β -ketosulfones **1–5** were synthesized using previously reported methods [33,34]. As reported in the literature [35–37], we observed formation of β -ketosulfones rather than β -ketosulfinate esters. An aqueous solution of sodium benzene sulfinate and the corresponding 2-bromoacetophenone was irradiated at 500 W, 100 °C in a microwave oven for 45 min to give sulfones **1–4** in good yields (61–92%) (Scheme 1).

Scheme 1. Microwave assisted synthesis of β -ketosulfones **1–4**.



β -Ketosulfone **5** was synthesized starting with bromination of the corresponding ketone, and substitution with benzene sodium sulfinate without further purification (Scheme 2). The β -ketosulfone derivatives thus obtained are presented in Table 1.

Scheme 2. β -ketosulfone **5** microwave assisted synthesis.

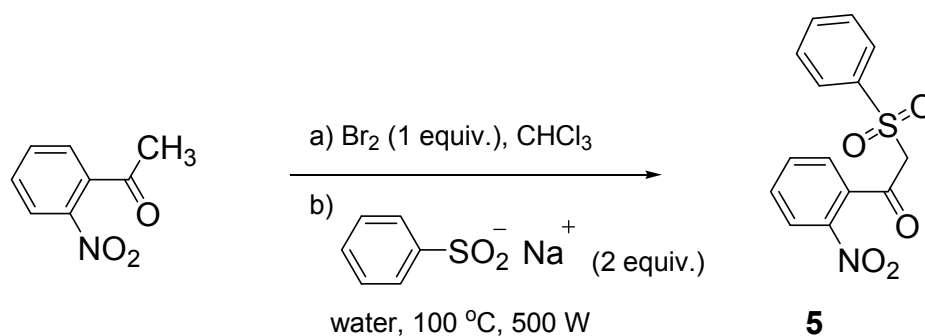


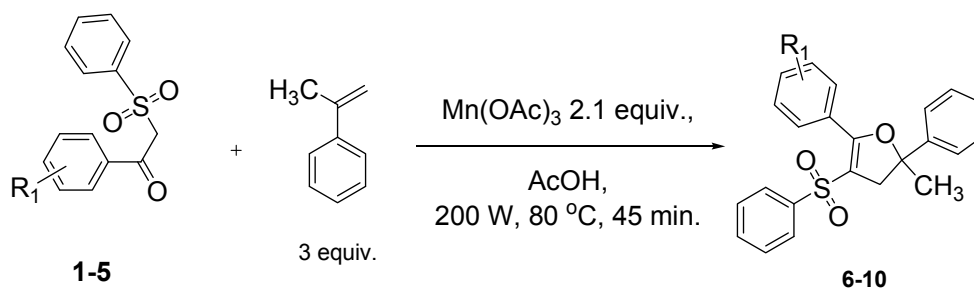
Table 1. Microwave assisted synthesis of β -ketosulfones.

Entry	Product	Yields ^a
1		92%
2		61%
3		89%
4		88%
5		65%

^a Yield of isolated product based on the corresponding ketone.

A suspension of manganese(III) acetate in glacial acetic acid was irradiated at 200 W in a microwave oven at 80 °C for 15 min until solubilization. β -Ketosulfones **1–5** and the corresponding alkenes were added to this solution and the mixture was then irradiated at 200 W, 80 °C for 45 min.

Using α -methylstyrene as starting alkene, the desired 2,3-dihydrofuran derivatives **6–10**, were obtained (Scheme 3) in moderate yields (34–51%, Table 2), with several inseparable secondary products. Attempts were made to increase these yields by adjusting several parameters [$\text{Cu}(\text{OAc})_2$, more equivalents of alkene, more equivalents of $\text{Mn}(\text{OAc})_3$] without effect.

Scheme 3. $\text{Mn}(\text{OAc})_3$ mediated β -ketosulfone reactivity in the α -methylstyrene series.

The yield (43%) obtained with 1-(4-nitrophenyl)-2-(phenylsulfonyl)ethanone (**1**) is consistent with previous results [30]. Dihydrofuran was obtained with a lower yield (32%) when the same β -ketosulfone reacted with styrene under the same conditions. Moreover, a better yield (48%) was obtained in the 1,1-diphenylethylenic series. Yields obtained from radical oxidative cyclization of

β -ketosulfones directly depend on the stability of the carbon centered radical of intermediate product B (Scheme 4). Starting from α -methylstyrene, this radical stability appears to be intermediate between the stability of the radical from styrene and the radical from 1,1-diphenylethylene.

Table 2. Oxidative cyclizations mediated by $Mn(OAc)_3$.

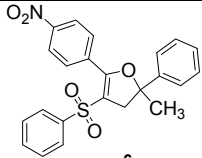
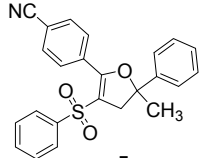
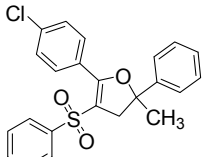
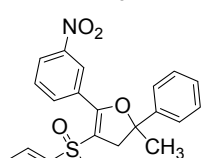
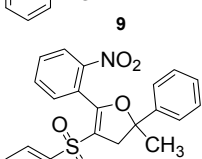
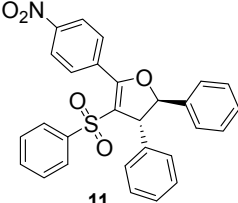
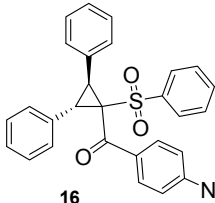
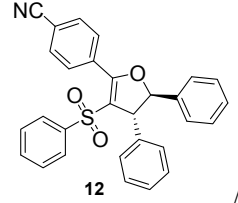
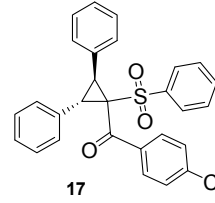
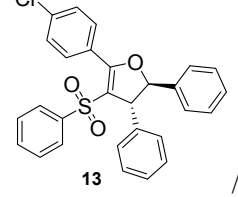
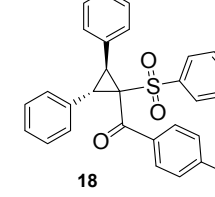
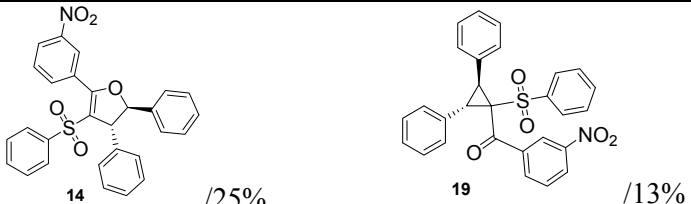
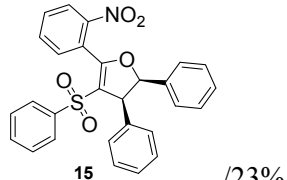
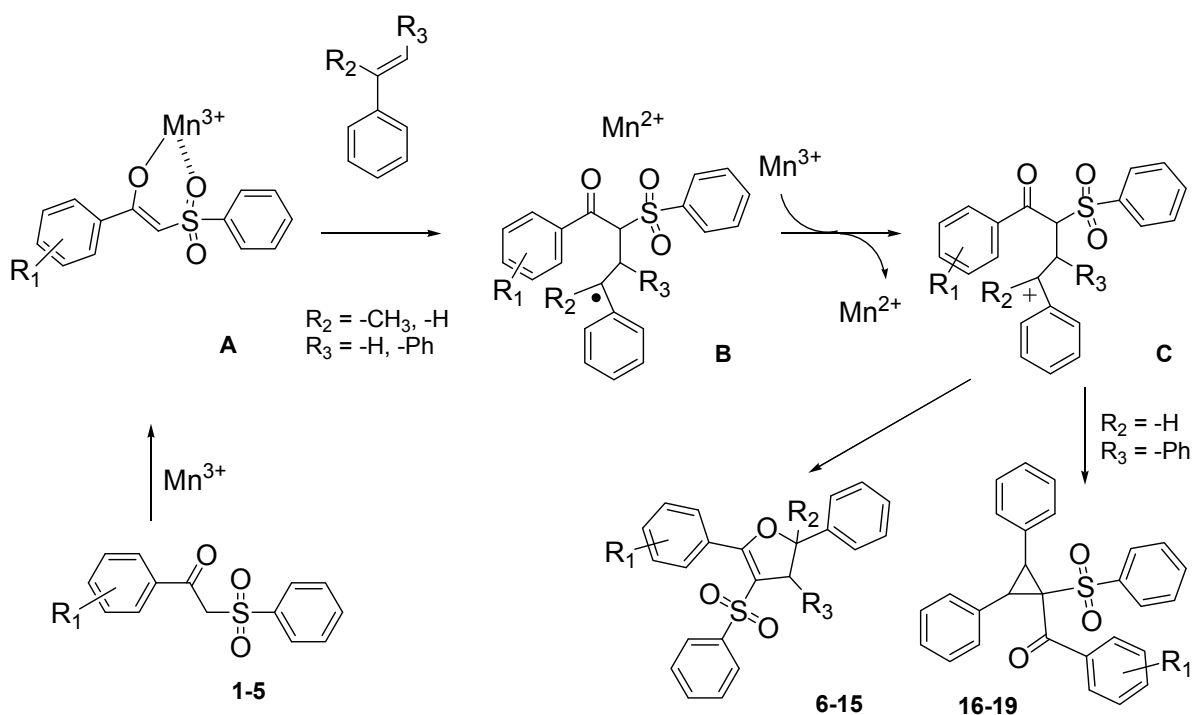
Entry	β -ketosulfone/alkene	Product/Yields ^a	
1	1/ α -methylstyrene	 6 /43%	
2	2/ α -methylstyrene	 7 /34%	
3	3/ α -methylstyrene	 8 /35%	
4	4/ α -methylstyrene	 9 /51%	
5	5/ α -methylstyrene	 10 /45%	
6	1/ <i>trans</i> -stilbene	 11 /21%	 16 /12%
7	2/ <i>trans</i> -stilbene	 12 /13%	 17 /10%
8	3/ <i>trans</i> -stilbene	 13 /12%	 18 /5%

Table 2. Cont.

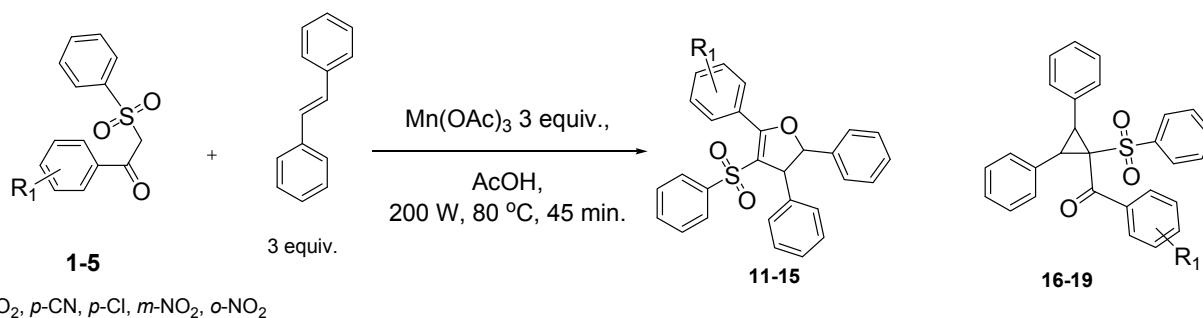
Entry	β -ketosulfone/alkene	Product/Yields ^a
9	4/ <i>trans</i> -stilbene	
10	5/ <i>trans</i> -stilbene	

^a Yield of isolated product based on the corresponding sulfone.

Scheme 4. Suggested mechanism of the reaction of β -ketosulfones and Mn(OAc)₃.

Using *trans*-stilbene as starting alkene, 2,3-dihydrofuran derivatives **11–15** were obtained (Scheme 5) in moderate yields (12–25%, Table 2) and original cyclopropanes **16–19** were also obtained in low yields (5–13%). With 1-(4-nitrophenyl)-2-(phenylsulfonyl)ethanone (**1**) 24% of the starting material was recovered, along with several inseparable products. Dihydrofuran and cyclopropane yields were slightly increased by using 3 equiv. of Mn(OAc)₃, but not by using Cu(OAc)₂ or more equivalents of alkene.

Scheme 5. Mn(OAc)₃ mediated reactivity of β-ketosulfones in the *trans*-stilbene series.

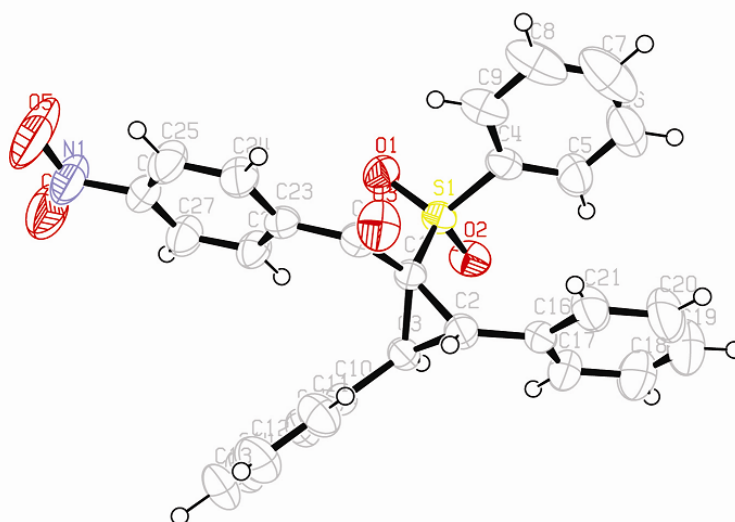


From analysis of the ¹H-NMR spectra of synthesized products **11–19** and comparison with the previously reported results, we conclude that dihydrofuran and cyclopropane derivatives were obtained diastereoselectively from β-ketosulfones **1–4** as the corresponding *trans* isomers.

Both protons of the dihydrofuran rings in **11–14** display two doublets at mean values of 5.50 and 4.50 ppm, with a vicinal coupling constant *J* between 5.0 and 5.6 Hz. For *cis*-2,3-dihydrofuran, the vicinal coupling constant of the two methine protons proved to be *J* = 7–10 Hz, while for *trans*-2,3-dihydrofuran the vicinal coupling constant *J* = 4–7 Hz [38]. Moreover, these results agree with previous studies reporting *trans*-dihydrofuran diastereoselective synthesis *via* Mn(OAc)₃ mediated radical oxidative cyclizations starting from 1,2-disubstituted alkenes and β-ketonitriles [39,40] or β-ketoesters [41]. One of these studies [40] showed that the stereochemistry of Mn(OAc)₃ mediated oxidative cyclizations is not influenced by the stereochemistry of the starting alkene (*cis* or *trans*-stilbene).

To our knowledge, few studies have reported intramolecular cyclopropanation under Mn(OAc)₃ reactivity [42–45], and only one reported intermolecular reactions between oxabenzonorbornadiene and dimedone [46]. As Mn(OAc)₃-mediated intermolecular cyclopropanation with *trans*-stilbene or a similar 1,2-disubstituted alkene has never been reported, the structure of cyclopropane **16** was established by X-ray diffraction analysis (Figure 1). As specified in previous studies [44], Mn(OAc)₃ mediated cyclopropanation should come from the cation C (Schem 4), which reacted rapidly with the enolic form of β-ketosulfone to close the cyclopropane ring.

Figure 1. ORTEP view of compound **16**.



β -ketosulfone **5** led to *cis*-dihydrofuran **15** with vicinal coupling constant $J = 8.0$ Hz. *o*-Nitro substitution appears to have reversed the diastereoselectivity and inhibited the cyclopropanation, probably through the stereoelectronic effects of the nitro group during the final cyclization step. Further research is in progress to explore this original mechanism.

3. Experimental

3.1. General

Microwave-assisted reactions were performed in a multimode microwave oven (ETHOS Synth Lab Station, Ethos start, Milestone Inc., Rockford, IL, USA). Melting points were determined with a B-540 Büchi melting point apparatus. $^1\text{H-NMR}$ (200 MHz) and $^{13}\text{C-NMR}$ (50 MHz) spectra were recorded on a Bruker ARX 200 spectrometer in CDCl_3 or D_2O at the Service Interuniversitaire de RMN de la Faculté de Pharmacie de Marseille. The ^1H chemical shifts were reported as parts per million downfield from tetramethylsilane (Me_4Si), and the ^{13}C chemical shifts were referenced to the solvent peaks: CDCl_3 (76.9 ppm) or $\text{DMSO-}d_6$ (39.6 ppm). Absorptions were reported with the following notations: s, singlet; bs, broad singlet; d, doublet; t, triplet; q, quartet; m, a more complex multiplet or overlapping multiplets. Elemental analysis and mass spectra, run on an API-QqToF mass spectrometer, were carried out at the Spectropole de la Faculté des Sciences site Saint-Jérôme. Mass spectra, run on a MicrOTOF Q mass spectrometer, were carried out at the Plateforme Protéomique Innovation Technologique Timone (PIT2) UMR 911 Faculté de Pharmacie. The following adsorbent was used for flash column chromatography: silica gel 60 (Merck, particle size 0.040–0.063 mm, 70–230 mesh ASTM). TLC were performed on 5 cm \times 10 cm aluminium plates coated with silica gel 60 F-254 (Merck) in an appropriate solvent.

3.2. General Procedure for the Synthesis of β -Ketosulfones **1–5**

Method A, starting from α -bromoacetophenone: To a solution of sodium benzene sulfinate (4.1 mmol, 2 equiv.) in water (30 mL), an ethanolic solution of the corresponding acetophenone (2.05 mmol, 1 equiv.) was added. The reaction mixture was heated under reflux in a microwave oven under irradiation (500 W, 100 °C) during 45 min. The precipitate thus formed was filtered and crystallized from the appropriate solvent.

Method B, starting from acetophenone: To a solution of 1-(2-nitrophenyl)ethanone (3 g, 18.00 mmol, 1 equiv.) in chloroform (15 mL), a bromine (2.9 g, 18.00 mmol, 1 equiv.) solution in chloroform (7 mL) was slowly added. After 1 h at rt, the reaction mixture was washed 3 times with a saturated solution of sodium thiosulfate, and concentrated under vacuum. A solution of sodium benzene sulfinate (6 g, 36.00 mmol, 2 equiv.) in water (30 mL) was added. The reaction mixture was heated under reflux in a microwave oven under irradiation (500 W, 100 °C) during 45 min. The precipitate thus formed was filtered and crystallized from the appropriate solvent.

1-(4-Nitrophenyl)-2-(phenylsulfonyl)ethanone (1). Colorless crystals, mp 138 °C (ethanol) (Lit. [47,48]: 136–138 °C), yield 92%. $^1\text{H-NMR}$ (CDCl_3), δ : 8.34 (d, $J = 8.9$ Hz, 2H), 8.15 (d, $J = 8.9$ Hz, 2H), 7.88 (d, $J = 7.2$ Hz, 2H), 7.64 (m, 3H), 4.77 (s, 2H). $^{13}\text{C-NMR}$ (CDCl_3), δ : 64.0 (CH_2), 124.0

(2CH), 128.5 (2CH), 129.4 (2CH), 130.5 (2CH), 134.6 (CH), 138.4 (C), 140.0 (C), 186.8 (C=O), 1C not observed in these conditions.

4-(2-(Phenylsulfonyl)acetyl)benzotrile (2) [19]. White solid, mp 150–151 °C (isopropanol); yield 61%. ¹H-NMR (CDCl₃), δ: 4.74 (s, 2H, CH₂), 7.53–7.72 (m, 3H, 3CH), 7.79 (d, *J* = 8.3, 2H, 2CH), 7.85–7.89 (m, 2H, 2CH), 8.07 (d, *J* = 8.3, 2H, 2CH). ¹³C-NMR (CDCl₃), δ: 63.7 (CH₂), 117.5 (2C), 128.5 (2CH), 129.4 (2CH), 129.7 (2CH), 132.6 (2CH), 134.6(CH), 138.4 (C), 138.5 (C), 197.0 (C).

1-(4-Chlorophenyl)-2-(phenylsulfonyl)ethanone (3). White solid; mp 135–137 °C (isopropanol) (Lit. [49]: 133–135 °C); yield 89%. ¹H-NMR (CDCl₃) δ_H 4.70 (s, 2H, CH₂), 7.44–7.73 (m, 5H, 5CH), 7.86–7.92 (m, 4H, 4CH). ¹³C-NMR (CDCl₃) δ_C 63.6 (CH₂), 128.5 (2CH), 129.2 (2CH), 129.3 (2CH), 130.7 (2CH), 134.0 (C), 134.4 (CH), 138.5 (C), 141.1 (C), 186.8 (C).

1-(3-Nitrophenyl)-2-(phenylsulfonyl)ethanone (4). White solid; mp 127–129 °C (isopropanol) (Lit. [50]: 128–129 °C); yield 88%. ¹H-NMR (CDCl₃) δ_H 4.79 (s, 2H, CH₂), 7.53–7.61 (m, 2H, 2CH), 7.67–7.77 (m, 2H, 2CH), 7.87–7.91 (m, 2H, 2CH), 8.34 (ddd, *J*₁ = 1.1, *J*₂ = 1.5, *J*₃ = 7.8, 1H, CH), 8.48 (ddd, *J*₁ = 1.1, *J*₂ = 2.1, *J*₃ = 8.2, 1H, CH), 8.73–8.75 (m, 1H, CH). ¹³C-NMR (CDCl₃) δ_C 63.7 (CH₂), 124.1 (CH), 128.4 (CH), 128.5 (2CH), 129.4 (2CH), 130.2 (CH), 134.6 (CH), 134.8 (CH), 136.8 (C), 138.3 (C), 148.5 (C), 186.2 (C).

1-(2-Nitrophenyl)-2-(phenylsulfonyl)ethanone (5). Yellow oil; yield 65%. ¹H-NMR (CDCl₃) δ_H 4.61 (s, 2H, CH₂), 7.54–7.70 (m, 5H, 5CH), 7.73–7.84 (m, 1H, CH), 7.88–7.92 (m, 2H, 2CH), 8.12–8.16 (m, 1H, CH). ¹³C-NMR (CDCl₃) δ_C 66.6 (CH₂), 124.2 (CH), 128.3 (2CH), 129.0 (CH), 129.4 (2CH), 131.5 (CH), 134.4 (CH), 135.0 (CH), 136.2 (C), 138.7 (C), 145.1 (C), 189.8 (C). HMRS (ESI): *m/z* calcd for C₁₄H₁₁NO₅S M+Na⁺: 328.0250. Found: 328.02471.

3.3. General Procedure for the Synthesis of Dihydrofurans 6–10

A suspension of manganese(III) acetate dihydrate (1.84 g, 6.87 mmol, 2.1 equiv.) in glacial acetic acid (30 mL) was heated under microwave irradiation (200 W, 80 °C) for 15 min, until dissolution. Then, the reaction mixture was cooled down to 50 °C, and a solution of the corresponding β-keto-sulfone (3.27 mmol, 1 equiv.) and α-methylstyrene (1.16 g, 9.81 mmol, 3 equiv.) in acetic acid (5 mL) was added. The mixture was heated under microwave irradiation (200 W, 80 °C) for 45 min. The reaction mixture was poured into 200 mL of cold water, and extracted with chloroform (3 × 40 mL). The organic extracts were collected and washed with saturated aqueous NaHCO₃ (3 × 40 mL) and dried (MgSO₄). Solvent evaporation was followed by column chromatography (petroleum ether/chloroform/diethyl ether 5/4.5/0.5), and the product obtained was recrystallized from isopropanol.

2-Methyl-5-(4-nitrophenyl)-2-phenyl-4-(phenylsulfonyl)-2,3-dihydrofuran (6). White solid; mp 144–145 °C; yield 43%. ¹H-NMR (CDCl₃) δ_H 1.74 (s, 3H, CH₃), 3.26 (d, *J* = 14.8, 1H, CH₂), 3.38 (d, *J* = 14.8, 1H, CH₂), 7.29–7.58 (m, 8H, 8CH), 7.70–7.74 (m, 2H, 2CH), 7.94 (d, *J* = 8.9, 2H, 2CH), 8.30 (d, *J* = 8.9, 2H, 2CH). ¹³C-NMR (CDCl₃) δ_C 29.1 (CH₃), 45.8 (CH₂), 89.7 (C), 112.6 (C), 123.0 (2CH), 124.0 (2CH), 126.9 (2CH), 128.0 (CH), 128.7 (2CH), 129.2 (2CH), 130.8 (2CH), 133.2 (CH),

134.7 (C), 141.1 (C), 144.3 (C), 149.0 (C), 159.6 (C). HMRS (ESI): m/z calcd for $C_{23}H_{19}NO_5S$ $M+H^+$: 422.1057. Found: 422.1058.

4-(5-Methyl-5-phenyl-3-(phenylsulfonyl)-4,5-dihydrofuran-2-yl)benzotrile (7). White solid; mp 137–138 °C; yield 34%. 1H -NMR ($CDCl_3$) δ_H 1.73 (s, 3H, CH_3), 3.25 (d, $J = 14.7$, 1H, CH_2), 3.37 (d, $J = 14.7$, 1H, CH_2), 7.28–7.61 (m, 9H, 9CH), 7.68–7.76 (m, 3H, 3CH), 7.89 (d, $J = 8.7$, 2H, 2CH). ^{13}C -NMR ($CDCl_3$) δ_C 29.1 (CH_3), 45.8 (CH_2), 89.5 (C), 112.2 (C), 114.4 (C), 118.2 (C), 124.0 (2CH), 126.8 (2CH), 127.9 (CH), 128.7 (2CH), 129.1 (2CH), 130.3 (2CH), 131.6 (2CH), 132.9 (C), 133.2 (CH), 141.1 (C), 144.4 (C), 159.9 (C). HMRS (ESI): m/z calcd for $C_{24}H_{19}NO_3S$ $M+H^+$: 402.1158. Found: 402.1157.

5-(4-Chlorophenyl)-2-methyl-2-phenyl-4-(phenylsulfonyl)-2,3-dihydrofuran (8). White solid; mp 107–109 °C; yield 35%. 1H -NMR ($CDCl_3$) δ_H 1.71 (s, 3H, CH_3), 3.25 (d, $J = 14.5$, 1H, CH_2), 3.36 (d, $J = 14.5$, 1H, CH_2), 7.29–7.54 (m, 10H, 10CH), 7.68–7.77 (m, 4H, 4CH). ^{13}C -NMR ($CDCl_3$) δ_C 29.0 (CH_3), 45.9 (CH_2), 88.8 (C), 110.2 (C), 124.1 (2CH), 126.7 (2CH), 127.0 (C), 127.7 (CH), 128.2 (2CH), 128.6 (2CH), 129.0 (2CH), 131.0 (2CH), 132.9 (CH), 137.2 (C), 141.6 (C), 144.7 (C), 161.2 (C). HMRS (ESI): m/z calcd for $C_{23}H_{19}ClO_3S$ $M+H^+$: 411.0816. Found: 411.0813.

2-Methyl-5-(3-nitrophenyl)-2-phenyl-4-(phenylsulfonyl)-2,3-dihydrofuran (9). Yellow oil; yield 51%. 1H -NMR ($CDCl_3$) δ_H 1.75 (s, 3H, CH_3), 3.27 (d, $J = 14.7$, 1H, CH_2), 3.41 (d, $J = 14.7$, 1H, CH_2), 7.24–7.79 (m, 11H, 11CH), 8.14–8.19 (m, 1H, CH), 8.31–8.37 (m, 1H, CH), 8.55–8.57 (m, 1H, CH). ^{13}C -NMR ($CDCl_3$) δ_C 29.1 (CH_3), 45.7 (CH_2), 89.6 (C), 112.0 (C), 124.0 (2CH), 124.4 (CH), 125.5 (CH), 126.9 (2CH), 127.8 (CH), 128.4 (C), 128.7 (2CH), 129.0 (CH), 129.2 (2CH), 130.1 (C), 133.2 (CH), 135.8 (CH), 141.1 (C), 144.3 (C), 159.3 (C). HMRS (ESI): m/z calcd for $C_{23}H_{19}NO_5S$ $M+Na^+$: 444.0876. Found: 444.0880.

2-Methyl-5-(2-nitrophenyl)-2-phenyl-4-(phenylsulfonyl)-2,3-dihydrofuran (10). White solid; mp 104–105 °C; yield 45%. 1H -NMR ($CDCl_3$) δ_H 1.75 (s, 3H, CH_3), 3.12 (d, $J = 14.2$, 1H, CH_2), 3.37 (d, $J = 14.2$, 1H, CH_2), 7.31–7.36 (m, 4H, 4CH), 7.43–7.80 (m, 9H, 9CH), 8.15–8.20 (m, 1H, CH). ^{13}C -NMR ($CDCl_3$) δ_C 28.7 (CH_3), 44.8 (CH_2), 91.0 (C), 111.1 (C), 124.3 (2CH), 124.5 (CH), 124.8 (C), 127.1 (2CH), 127.8 (CH), 128.6 (2CH), 129.1 (2CH), 131.2 (CH), 133.0 (CH), 133.1 (2CH), 140.7 (C), 144.5 (C), 147.5 (C), 159.6 (C). HMRS (ESI): m/z calcd for $C_{23}H_{19}NO_5S$ $M+NH_4^+$: 439.1322. Found: 439.1326.

3.4. General Procedure for the Synthesis of Dihydrofurans 11–15 and Cyclopropanes 16–19

A suspension of manganese(III) acetate dihydrate (2.63 g, 9.81 mmol, 3 equiv.) in glacial acetic acid (30 mL) was heated under microwave irradiation (200 W, 80 °C) for 15 min, until dissolution. Then, the reaction mixture was cooled down to 50 °C, and a solution of the corresponding β -ketosulfone (3.27 mmol, 1 equiv.) and *trans*-stilbene (1.77 g, 9.81 mmol, 3 equiv.) in acetic acid (5 mL) was added. The mixture was heated under microwave irradiation (200 W, 80 °C) for 45 min. The reaction mixture was poured into 200 mL of cold water, and extracted with chloroform (3 \times 40 mL). The organic extracts were collected and washed with saturated aqueous $NaHCO_3$ (3 \times 40 mL) and

dried (MgSO₄). Solvent evaporation was followed by column chromatography (petroleum ether/chloroform/diethyl ether 5/4.5/0.5), and the products obtained were recrystallized from isopropanol.

5-(4-Nitrophenyl)-2,3-diphenyl-4-(phenylsulfonyl)-2,3-dihydrofuran (11). Yellow solid; mp 178–180 °C; yield 21%. ¹H-NMR (CDCl₃) δ_H 4.50 (d, *J* = 5.6, 1H, CH), 5.56 (d, *J* = 5.6, 1H, CH), 7.14–7.42 (m, 15H, 15CH), 8.03 (d, *J* = 8.8, 2H, 2CH), 8.32 (d, *J* = 8.8, 2H, 2CH). ¹³C-NMR (CDCl₃) δ_C 59.2 (CH), 92.0 (CH), 117.5 (C), 123.1 (2CH), 125.1 (2CH), 127.1 (2CH), 127.8 (2CH), 127.9 (CH), 128.6 (2CH), 129.0 (2CH), 129.1 (2CH), 129.9 (CH), 132.8 (CH), 134.7 (C), 139.6 (C), 140.3 (C), 141.4 (C), 149.2 (C), 161.9 (C). HMRS (ESI): *m/z* calcd for C₂₈H₂₁NO₅S M+Na⁺: 506.1033. Found: 506.1032.

4-(4,5-Diphenyl-3-(phenylsulfonyl)-4,5-dihydrofuran-2-yl)benzotrile (12). Yellow solid; mp 182–184 °C; yield 13%. ¹H-NMR (CDCl₃) δ_H 4.48 (d, *J* = 5.5, 1H, CH), 5.54 (d, *J* = 5.5, 1H, CH), 7.13–7.30 (m, 8H, 8CH), 7.36–7.45 (m, 7H, 7CH), 7.76 (d, *J* = 8.6, 2H, 2CH), 7.98 (d, *J* = 8.6, 2H, 2CH). ¹³C-NMR (CDCl₃) δ_C 59.2 (CH), 91.8 (CH), 114.7 (C), 117.1 (C), 118.1 (C), 125.1 (2CH), 127.1 (2CH), 127.8 (2CH), 128.6 (2CH), 129.1 (2CH), 130.4 (2CH), 131.7 (2CH), 132.8 (CH), 132.9 (C), 139.7 (C), 140.5 (C), 141.4 (C), 162.2 (C). HMRS (ESI): *m/z* calcd for C₂₉H₂₁NO₃S M+Na⁺: 486.1134. Found: 486.1131.

5-(4-Chlorophenyl)-2,3-diphenyl-4-(phenylsulfonyl)-2,3-dihydrofuran (13). White solid; mp 170–171 °C; yield 12%. ¹H-NMR (CDCl₃) δ_H 4.46 (d, *J* = 5.0, 1H, CH), 5.51 (d, *J* = 5.0, 1H, CH), 7.17–7.41 (m, 15H, 15CH), 7.45 (d, *J* = 8.5, 2H, 2CH), 7.82 (d, *J* = 8.5, 2H, 2CH). ¹³C-NMR (CDCl₃) δ_C 59.3 (CH), 91.3 (CH), 115.3 (C), 125.0 (2CH), 126.9 (C), 127.0 (2CH), 127.7 (CH), 127.8 (2CH), 128.4 (2CH), 128.5 (2CH), 128.8 (CH), 129.0 (4CH), 131.1 (2CH), 132.5 (CH), 137.6 (C), 140.1 (C), 141.1 (C), 141.9 (C), 163.5 (C). HMRS (ESI): *m/z* calcd for C₂₈H₂₁ClO₃S M+Na⁺: 495.0792. Found: 495.07884.

5-(3-Nitrophenyl)-2,3-diphenyl-4-(phenylsulfonyl)-2,3-dihydrofuran (14). White solid; mp 147–148 °C; yield 25%. ¹H-NMR (CDCl₃) δ_H 4.56 (d, *J* = 5.6, 1H, CH), 5.57 (d, *J* = 5.6, 1H, CH), 7.22–7.32 (m, 11H, 11CH), 7.38–7.42 (m, 4H, 4CH), 7.65–7.73 (m, 1H, CH), 8.23–8.26 (m, 1H, CH), 8.36–8.42 (m, 1H, CH), 8.63–8.65 (m, 1H, CH). ¹³C-NMR (CDCl₃) δ_C 59.1 (CH), 92.0 (CH), 117.0 (C), 124.7 (CH), 125.2 (2CH), 125.8 (CH), 127.2 (2CH), 127.9 (2CH), 128.7 (2CH), 129.1 (2CH), 129.2 (2CH), 129.3 (CH), 130.2 (C), 132.8 (CH), 135.8 (CH), 139.6 (C), 140.5 (C), 141.5 (C), 147.7 (C), 161.7 (C). HMRS (ESI): *m/z* calcd for C₂₈H₂₁NO₅S M+Na⁺: 506.1032. Found: 506.1034.

5-(2-Nitrophenyl)-2,3-diphenyl-4-(phenylsulfonyl)-2,3-dihydrofuran (15). White solid; mp 155–156 °C; yield 23%. ¹H-NMR (CDCl₃) δ_H 4.62 (d, *J* = 8.0, 1H, CH), 5.66 (d, *J* = 8.0, 1H, CH), 7.08–7.20 (m, 9H, 9CH), 7.28–7.39 (m, 6H, 6CH), 7.67–7.87 (m, 3H, 3CH), 8.24–8.18 (m, 1H, CH). ¹³C-NMR (CDCl₃) δ_C 58.7 (CH), 93.8 (CH), 115.8 (C), 124.7 (CH), 125.0 (C), 125.8 (2CH), 127.2 (2CH), 127.6 (2CH), 128.5 (2CH), 128.6 (2CH), 128.8 (2CH), 128.9 (CH), 129.0 (2CH), 131.4 (CH), 132.5 (CH), 133.3 (CH), 133.4 (CH), 139.3 (C), 139.4 (C), 141.3 (C), 147.4 (C), 162.0 (C). HMRS (ESI): *m/z* calcd for C₂₈H₂₁NO₅S M+NH₄⁺: 501.1479. Found: 501.1482.

(2,3-Diphenyl-1-(phenylsulfonyl)cyclopropyl)(4-nitrophenyl)methanone (**16**). White solid; mp 223 °C; yield 12%. ¹H-NMR (CDCl₃) δ_H 3.70 (d, *J* = 9.4, 1H, CH), 4.45 (d, *J* = 9.4, 1H, CH), 6.94–6.99 (m, 2H, 2CH), 7.13–7.24 (m, 12H, 12CH), 7.46–7.53 (m, 1H, CH), 7.97 (d, *J* = 9.0, 2H, 2CH), 8.07 (d, *J* = 9.0, 2H, 2CH). ¹³C-NMR (CDCl₃) δ_C 33.7 (CH), 34.0 (CH), 63.1 (C), 122.7 (2CH), 127.5 (2CH), 127.7 (CH), 128.0 (2CH), 128.1 (2CH), 128.4 (CH), 128.5 (2CH), 128.9 (2CH), 129.9 (2CH), 131.7 (2CH), 133.4 (CH), 138.7 (C), 140.3 (C), 150.1 (C), 190.8 (C). Anal. Calcd for C₂₈H₂₁NO₅S: C, 69.55; H, 4.38; N, 2.90. Found: C, 69.48; H, 4.46; N, 2.94.

4-(2,3-Diphenyl-1-(phenylsulfonyl)cyclopropanecarbonyl)benzotrile (**17**). White solid; mp 225–227 °C; yield 10%. ¹H-NMR (CDCl₃) δ_H 3.67 (d, *J* = 9.4, 1H, CH), 4.42 (d, *J* = 9.4, 1H, CH), 6.94–6.99 (m, 2H, 2CH), 7.13–7.28 (m, 12H, 12CH), 7.45–7.51 (m, 1H, CH), 7.52 (d, *J* = 8.4, 2H, 2CH), 7.92 (d, *J* = 8.4, 2H, 2CH). ¹³C-NMR (CDCl₃) δ_C 33.6 (CH), 33.9 (CH), 62.8 (C), 116.3 (C), 117.9 (C), 127.5 (2CH), 127.7 (CH), 128.0 (2CH), 128.1 (2CH), 128.3 (CH), 128.4 (2CH), 128.9 (2CH), 129.9 (2CH), 130.2 (C), 131.0 (2CH), 131.4 (2CH), 133.2 (C), 133.4 (CH), 138.6 (C), 138.8 (C), 190.9 (C). HMRS (ESI): *m/z* calcd for C₂₉H₂₁NO₃S M+Na⁺: 486.1134. Found: 486.1133.

(4-Chlorophenyl)(2,3-diphenyl-1-(phenylsulfonyl)cyclopropyl)methanone (**18**). White solid; mp 97–98 °C; yield 5%. ¹H-NMR (CDCl₃) δ_H 3.67 (d, *J* = 9.4, 1H, CH), 4.38 (d, *J* = 9.4, 1H, CH), 6.99–7.03 (m, 1H, CH), 7.13–7.24 (m, 4H, 4CH), 7.42–7.53 (m, 8H, 8CH), 7.61–7.68 (m, 2H, 2CH), 7.76–7.87 (m, 2H, 2CH), 7.96 (d, *J* = 8.5, 2H, 2CH). ¹³C-NMR (CDCl₃) δ_C 33.7 (CH), 33.8 (CH), 63.0 (C), 121.5 (2CH), 127.5 (CH), 128.0 (2CH), 128.4 (C), 128.5 (2CH), 128.7 (CH), 128.9 (2CH), 129.0 (2CH), 129.9 (2CH), 130.7 (2CH), 132.2 (CH), 134.7 (C), 136.5 (C), 139.2 (C), 145.3 (2CH), 189.2 (C). 1C not observed in these conditions. HMRS (ESI): *m/z* calcd for C₂₈H₂₁ClO₃S M+Na⁺: 495.0792. Found: 495.0792.

(2,3-Diphenyl-1-(phenylsulfonyl)cyclopropyl)(3-nitrophenyl)methanone (**19**). Yellow solid; mp 116–118 °C; yield 13%. ¹H-NMR (CDCl₃) δ_H 3.71 (d, *J* = 9.3, 1H, CH), 4.48 (d, *J* = 9.3, 1H, CH), 6.94–7.25 (m, 8H, 8CH), 7.39–7.95 (m, 8H, 8CH), 8.13–8.48 (m, 2H, 2CH), 8.63–8.86 (m, 1H, CH). ¹³C-NMR (CDCl₃) δ_C 33.3 (CH), 33.7 (CH), 62.7 (C), 120.6 (CH), 123.3 (CH), 127.1 (CH), 127.5 (2CH), 127.7 (C), 128.1 (2CH), 128.3 (C), 128.5 (CH), 128.7 (2CH), 128.9 (CH), 129.1 (2CH), 129.9 (2CH), 131.2 (CH), 132.9 (C), 134.1 (CH), 134.3 (C), 139.5 (C), 190.0 (C). HMRS (ESI): *m/z* calcd for C₂₈H₂₁NO₅S M+NH₄⁺: 501.1479. Found: 501.1483.

3.5. X-ray Structure Determination of Compounds 16

Crystal data for compound **16**: C₂₈H₂₁NO₅S, *M* = 483.52, monoclinic, *a* = 13.6866(5) Å, *b* = 10.2670(4) Å, *c* = 17.8561(9) Å, α = 90°, β = 102.777(2)°, γ = 90°, *V* = 2447.01(18) Å³, *T* = 293(2) K, space group *P*21/*c*, *Z* = 4, μ(MoKα) = 0.172 mm⁻¹, 18832 reflections measured, 5869 independent reflections (*R*_{int} = 0.145). The final *R*_I values were 0.1086 (*I* > 2σ(*I*)). The final *wR*(*F*²) values were 0.1595 (*I* > 2σ(*I*)). The final *R*_I values were 0.2171 (all data). The final *wR*(*F*²) values were 0.2003 (all data). The goodness of fit on *F*² was 1.094. Crystallographic data (excluding structure factors) for the structures **16** have been deposited with the Cambridge Crystallographic Data Centre (CCDC) under the number 918793. Copies of the data can be obtained, free of charge, on application to CCDC, 12 Union Road, Cambridge CB2 1EZ, UK, (fax: +44-(0)1223-336033 or e-mail: deposit@ccdc.cam.ac.uk).

4. Conclusions

Thanks to the radical reactivity of $\text{Mn}(\text{OAc})_3$, we synthesized 10 new functionalized dihydrofurans, which could offer antiparasitic activities. Starting from *trans*-stilbene alkene, a diastereoselectivity reversion of dihydrofuran was observed with *ortho*-substituted β -ketosulfones. Moreover, four original cyclopropanes were obtained in low yields. This original cyclopropanation reaction could be a very valuable tool in organic synthesis and additional research seeking to enhance yields is currently in progress.

Acknowledgements

This work was supported by the Centre National de la Recherche Scientifique and Aix-Marseille University. We would like to express our thanks to Vincent Remusat for RMN spectra recording, Thérèse Schembri and Valérie Monnier for mass spectra recording.

References

1. Melikyan, G.G. Manganese(III) mediated reactions of unsaturated systems. *Synthesis* **1993**, *9*, 833–850 and references therein.
2. Snider, B.B. Manganese(III)-based oxidative free-radical cyclizations. *Chem. Rev.* **1996**, *96*, 339–363 and references therein.
3. Demir, A.S.; Emrullahoglu, M. Manganese(III) acetate: A versatile reagent in organic chemistry. *Curr. Org. Synth.* **2007**, *4*, 321–350 and references therein.
4. Burton, J.W. Manganese(III) Acetate, CAN, and Fe(III) Salts in Oxidative Radical Chemistry. In *Encyclopedia of Radicals in Chemistry, Biology and Materials*, 1st ed.; Chatgililoglu, C., Studer, A., Eds.; Wiley: Chichester, UK, 2012; Volume 2, pp. 901–943.
5. Keane, H.A.; Hess, W.; Burton, J.W. Manganese(III)-mediated radical cyclizations for the (*Z*)-selective synthesis of exo-alkylidenepyrrolidinones and pyrrolidines. *Chem. Commun.* **2012**, *48*, 6496–6498.
6. Curry, L.; Hallside, M.S.; Powell, L.H.; Sprague, S.J.; Burton, J.W. Manganese(III)-mediated oxidative free-radical cyclisations of allenyl malonates. *Tetrahedron* **2009**, *65*, 10882–10892.
7. Davies, J.J.; Krulle, T.M.; Burton, J.W. Total synthesis of 7,11-cyclobotryococca-5,12,26-triene using an oxidative radical cyclization as key step. *Org. Lett.* **2010**, *12*, 2738–2741.
8. Citterio, A.; Sebastiano, R.; Marion, A.; Santi, R. Synthesis of substituted tetrahydronaphthalenes by manganese(III), cerium(IV), and iron(III) oxidation of substituted diethyl α -benzylmalonates in the presence of olefins. *J. Org. Chem.* **1991**, *56*, 5328–5335.
9. Bergamini, F.; Citterio, A.; Gatti, N.; Nicolini, M.; Santi, R.; Sebastiano, R. Metal-induced electrochemical oxidation of diethyl benzylmalonates in the presence of alkenes and alkynes. Synthesis of substituted tetrahydro- and dihydro-naphthalenes. *J. Chem. Res.* **1993**, *9*, 364–366.
10. Cossy, J.; Leblanc, C. New synthesis of lactams and spiro lactams radical cyclization induced by manganese(III) acetate. *Tetrahedron Lett.* **1989**, *30*, 4531–4534.
11. Mellor, J.M.; Mohammed, S. Synthesis of oxaspirolactones by manganic acetate promoted addition to exocyclic enol lactones. *Tetrahedron* **1993**, *49*, 7547–7556.

12. Bouhlel, A.; Curti, C.; Bertrand, M.P.; Vanelle, P. Access to original spirocyclic derivatives via inter- or intramolecular reaction mediated by manganese(III) acetate. *Tetrahedron* **2012**, *68*, 3596–3604.
13. Vanelle, P.; Maldonado, J.; Madadi, N.; Gueiffier, A.; Teulade, J.C.; Chapat, J.P.; Crozet, M.P. $S_{RN}1$ reactions in imidazo [1, 2-*a*] pyridine series. *Tetrahedron Lett.* **1990**, *31*, 3013–3016.
14. Roubaud, C.; Vanelle, P.; Maldonado, J.; Crozet, M.P. Synthèse et réactions $S_{RN}1$ en série 3-nitroimidazo[1,2-*a*]pyrimidine. *Tetrahedron* **1995**, *51*, 9643–9656.
15. El-Kashef, H.S.; El-Emary, T.I.; Gasquet, M.; Timon-David, P.; Maldonado, J.; Vanelle, P. New pyrazolo[3,4-*b*]pyrazines: synthesis and biological activity. *Pharmazie* **2000**, *55*, 572–576.
16. Gellis, A.; Kovacic, H.; Boufatah, N.; Vanelle, P. Synthesis and cytotoxicity evaluation of some benzimidazole-4,7-diones as bioreductive anticancer agents. *Eur. J. Med. Chem.* **2008**, *43*, 1858–1864.
17. Cohen, A.; Crozet, M.D.; Rathelot, P.; Vanelle, P. An efficient aqueous microwave-assisted Suzuki-Miyaura cross-coupling reaction in the thiazole series. *Green Chem.* **2009**, *11*, 1736–1742.
18. Paloque, L.; Bouhlel, A.; Curti, C.; Dumètre, A.; Verhaeghe, P.; Azas, N.; Vanelle, P. Synthesis and evaluation of monoamidoxime derivatives: Toward new antileishmanial compounds. *Eur. J. Med. Chem.* **2011**, *46*, 2984–2991.
19. Bouhlel, A.; Curti, C.; Dumètre, A.; Laget, M.; Crozet, M.D.; Azas, N.; Vanelle, P. Synthesis and evaluation of original amidoximes as antileishmanial agents. *Bioorg. Med. Chem.* **2010**, *18*, 7310–7320.
20. Logoglu, E.; Yilmaz, M.; Katircioglu, H.; Yakut, M.; Mercan, S. Synthesis and biological activity studies of furan derivatives. *Med. Chem. Res.* **2010**, *19*, 490–497.
21. Findik, E.; Dingil, A.; Karaman, I.; Budak, Y.; Ceylan, M. Synthesis of multi-substituted 4,5-dihydrofuran derivatives from (*S*)-limonene and 1,3-dicarbonyl compounds and their biological activities. *E. J. Chem.* **2009**, *6*, S53–S58.
22. Avetisyan, A.A.; Karapetyan, L.V.; Paronikyan, R.V.; Stepanyan, H.M. Synthesis and antibacterial activity of new 2,5-dihydrofuran derivatives. *Pharm. Chem. J.* **2011**, *45*, 156–158.
23. Zhang, Y.; Zhong, H.; Wang, T.; Geng, D.; Zhang, M.; Li, K. Synthesis of novel 2,5-dihydrofuran derivatives and evaluation of their anticancer activity. *Eur. J. Med. Chem.* **2012**, *48*, 69–80.
24. Kilroy, T.G.; O’Sullivan, T.P.; Guiry, P.J. Synthesis of dihydrofurans substituted in the 2-position. *Eur. J. Org. Chem.* **2005**, *23*, 4929–4949.
25. Cao, W.; Zhang, H.; Chen, J.; Zhou, X.; Shao, M.; McMills, M.C. Stereoselective synthesis of highly substituted trans-2,3-dihydrofuran and trans-2,3-cyclopropane derivatives containing sulfonyl groups. *Tetrahedron* **2008**, *64*, 163–167.
26. Lee, J.W.; Dong, Y. I_2 -Induced Enoetherification of α -Allyl Substituted β -Keto Sulfones; A route to 3-phenylsulfonyl-2,5-disubstituted Furans. *Heterocycles* **1990**, *31*, 1417–1421.
27. Feldman, K.S.; Wroblewski, M.L. Alkynyliodonium salts in organic synthesis. Dihydrofuran formation via a formal stevens shift of a carbon substituent within a disubstituted-carbon oxonium ylide. *J. Org. Chem.* **2000**, *65*, 8659–8668.
28. Makosza, M.; Judka, M. New reactions of γ -halo carbanions: Simple synthesis of substituted tetrahydrofurans. *Chemistry* **2002**, *8*, 4234–4240.

29. Bernard, A.M.; Frongia, A.; Piras, P.P.; Secci, F.; Spiga, M. Regioselective synthesis of trisubstituted 2,3-dihydrofurans from donor–acceptor cyclopropanes or from reaction of the core ylide with α -sulfenyl-, α -sulfinyl-, or α -sulfonylenones. *Org. Lett.* **2005**, *7*, 4565–4568.
30. Curti, C.; Crozet, M.D.; Vanelle, P. Microwave improved manganese(III) acetate based oxidative cyclizations of alkenes with β -ketosulfones. *Tetrahedron* **2009**, *65*, 200–205.
31. Qian, C.Y.; Nishino, H.; Kurosawa, K. Manganese(III)-mediated free-radical cyclization of active methylene compounds, alkenes and molecular oxygen. Syntheses of sulfur- and phosphorous-containing 1,2-dioxa-3-ols. *J. Heterocycl. Chem.* **1993**, *30*, 209–216.
32. Shanmugam, P.N.; Hemanth Kumar, K.I.; Perumal, P.N.T. Mn(III) acetate mediated diastereoselective [3+2] oxidative addition of 1,3-dicarbonyl compounds with chalcones. *J. Heterocycl. Chem.* **2007**, *44*, 827–830.
33. Sunitha, P.; Shiva Kumar, K.; Rama Rao, B.; Venkateswarlu, G. Microwave assisted efficient synthesis of β -ketosulfones in aqueous medium. *Green Chem. Lett. Rev.* **2008**, *1*, 179–183.
34. Andreani, A.; Leoni, A.; Rambaldi, M.; Locatelli, A.; Bossa, R.; Galatulas, I.; Chiericozzi, M.; Bissoli, M. Dihydropyridines bearing an imidazo[2,1-*b*]thiazole system. *Eur. J. Med. Chem.* **1997**, *32*, 151–157.
35. Suryakiran, N.; Prabhakar, P.; Rajesh, K.; Suresh, V.; Venkatesmarlu, Y. Synthesis of β -ketosulfones using ionic liquid [TPA][Pro] as an efficient and reusable reaction medium. *J. Mol. Catal. A Chem.* **2007**, *270*, 20–204.
36. Srinivas, K.; Dubey, P.K. Zinc-mediated tandem-one-pot facile synthesis of 1-(arylsulfonyl)aryl/heteryl methanes: a case of C-S bond formation. *Synth. Commun.* **2011**, *41*, 1584–1592.
37. Meek, J.S.; Fowler, J.S. O and S methylation of the ambident *p*-toluene sulfinate anion. *J. Org. Chem.* **1968**, *33*, 3422–3424.
38. Wang, Q.-F.; Hou, H.; Hui, L.; Yan, C.-G. Diastereoselective synthesis of trans-2,3-dihydrofurans with pyridinium ylide assisted tandem reaction. *J. Org. Chem.* **2009**, *74*, 7403–7406.
39. Yilmaz, M.; Uzunalioglu, N.; Tarik Pekel, A. Manganese(III) acetate based oxidative cyclizations of 3-oxopropanenitriles with conjugated alkenes and synthesis of 4,5-dihydrofuran-3-carbonitriles containing heterocycles. *Tetrahedron* **2005**, *61*, 8860–8867.
40. Deliomeroglu, M.K.; Dengiz, C.; Çalışkan, R.; Balci, M. Mn(OAc)₃-promoted sulfur-directed addition of an active methylene compound to alkenes. *Tetrahedron* **2012**, *68*, 5838–5844.
41. Garzino, F.; Méou, A.; Brun, P. Asymmetric Mn(III)-based radical synthesis of functionalized 2,3-dihydrofurans. *Tetrahedron Lett.* **2000**, *41*, 9803–9807.
42. Ito, Y.; Jogo, S.; Fukuda, N.; Okumura, R.; Nishino, H. Manganese(III) acetate specific intramolecular addition. *Synthesis* **2011**, *9*, 1365–1374.
43. Asahi, K.; Nishino, H. Synthesis of bicyclo[3.1.0]hexan-2-ones by manganese(III) oxidation in ethanol. *Synthesis* **2009**, *3*, 409–423.
44. Oumar-Mahamat, H.; Moustrou, C.; Surzur, J.-M.; Bertrand, M.P. Lactone synthesis by manganese(III)-mediated oxidative cyclization of allylic beta.-diesters. *J. Org. Chem.* **1989**, *54*, 5684–5688.
45. Snider, B.B.; Qinglin, C. Oxidative and dehydrative cyclizations of nitroacetate esters with Mn(OAc)₃. *Tetrahedron* **2002**, *58*, 7821–7827.

46. Caliskan, R.; Pekel, T.; Watson, W.H.; Balci, M. Unusual oxidative free-radical additions of 1,3-dicarbonyl compounds to benzonorbornadiene and oxabenzonorbornadiene. *Tetrahedron Lett.* **2005**, *46*, 6227–6230.
47. Borchardt, A.; Kopkowski, A.; Walilewski, W.; Zakrzewski, A. *Prace Wydziału Nauk Technicznych seria A* **1990**, *18*, 35–41.
48. Curti, C.; Laget, M.; Ortiz Carle, A.; Gellis, A.; Vanelle, P. Rapid synthesis of sulfone derivatives as potential anti-infectious agents. *Eur. J. Med. Chem.* **2007**, *42*, 880–884.
49. Xiang, J.; Ipek, M.; Suri, V.; Tam, M.; Xing, Y.; Huang, N.; Zhang, Y.; Tobin, J.; Mansour, T.S.; McKew, J. β -Keto sulfones as inhibitors of 11 β -hydroxysteroid dehydrogenase type I and the mechanism of action. *Bioorg. Med. Chem.* **2007**, *15*, 4396–4405.
50. Enders, D.; Grossmann, A.; Huang, H.; Raabe, G. Dual secondary amine/N-heterocyclic carbene catalysis in the asymmetric Michael/Cross-Benzoin cascade reaction of β -oxo sulfones with enals. *Eur. J. Org. Chem.* **2011**, *23*, 4298–4301.

Sample Availability: Samples of the compounds **1–18** are available from the authors.

© 2013 by the authors; licensee MDPI, Basel, Switzerland. This article is an open access article distributed under the terms and conditions of the Creative Commons Attribution license (<http://creativecommons.org/licenses/by/3.0/>).