



HAL
open science

Integrated equilibrium reconstruction and MHD stability analysis of tokamak plasmas in the EU-IM platform

Rui Coelho, Blaise Faugeras, Edmondo Giovanozzi, Patrick Mc Carthy, Wolfgang Zwingmann, E. P. Suchkov, F.S. Zaitsev, M. Dunne, Ivan Lupelli, N. Hawkes, et al.

► **To cite this version:**

Rui Coelho, Blaise Faugeras, Edmondo Giovanozzi, Patrick Mc Carthy, Wolfgang Zwingmann, et al.. Integrated equilibrium reconstruction and MHD stability analysis of tokamak plasmas in the EU-IM platform. 43rd EPS conference on plasma physics, Jul 2016, Leuven, Belgium. hal-01413081

HAL Id: hal-01413081

<https://hal.science/hal-01413081>

Submitted on 9 Dec 2016

HAL is a multi-disciplinary open access archive for the deposit and dissemination of scientific research documents, whether they are published or not. The documents may come from teaching and research institutions in France or abroad, or from public or private research centers.

L'archive ouverte pluridisciplinaire **HAL**, est destinée au dépôt et à la diffusion de documents scientifiques de niveau recherche, publiés ou non, émanant des établissements d'enseignement et de recherche français ou étrangers, des laboratoires publics ou privés.



EUROfusion

EUROFUSION WPCD-PR(16) 15379

R Coelho et al.

Integrated equilibrium reconstruction and MHD stability analysis of tokamak plasmas in the EU-IM platform

Preprint of Paper to be submitted for publication in
43rd European Physical Society Conference on Plasma
Physics (EPS)



This work has been carried out within the framework of the EUROfusion Consortium and has received funding from the Euratom research and training programme 2014-2018 under grant agreement No 633053. The views and opinions expressed herein do not necessarily reflect those of the European Commission.

This document is intended for publication in the open literature. It is made available on the clear understanding that it may not be further circulated and extracts or references may not be published prior to publication of the original when applicable, or without the consent of the Publications Officer, EUROfusion Programme Management Unit, Culham Science Centre, Abingdon, Oxon, OX14 3DB, UK or e-mail Publications.Officer@euro-fusion.org

Enquiries about Copyright and reproduction should be addressed to the Publications Officer, EUROfusion Programme Management Unit, Culham Science Centre, Abingdon, Oxon, OX14 3DB, UK or e-mail Publications.Officer@euro-fusion.org

The contents of this preprint and all other EUROfusion Preprints, Reports and Conference Papers are available to view online free at <http://www.euro-fusionscipub.org>. This site has full search facilities and e-mail alert options. In the JET specific papers the diagrams contained within the PDFs on this site are hyperlinked

Integrated equilibrium reconstruction and MHD stability analysis of tokamak plasmas in the EU-IM platform

R. Coelho^[1], B. Faugeras^[2], E. Giovanozzi^[3], P. McCarthy^[4], W. Zwingmann^[1], E.P. Suchkov^[5], F.S. Zaitsev^[5], M. Dunne^[6], I. Lupelli^[7], N. Hawkes^[7], G. Szepesi^[7] and JET contributors[&] and ASDEX Upgrade Team and EUROfusion-IM Team^{*}

[1] Instituto de Plasmas e Fusão Nuclear, Instituto Superior Técnico, Universidade de Lisboa, 1049-001 Lisboa, Portugal

[2] CNRS Laboratoire J.A.Dieudonné, Université de Nice-Sophia-Antipolis, Nice 06108 CEDEX 02, France

[3] ENEA for EUROfusion, via E. Fermi 45, 00044 Frascati (Roma), Italy

[4] Department of Physics, University College Cork, Cork, Ireland

[5] Comenius University, EUROfusion CU Slovakia; NIISI, Russia

[6] Max Planck Institute for Plasma Physics, Boltzmannstr. 2, 85748 Garching, Germany

[7] Culham Centre for Fusion Energy, Culham Science Centre, Abingdon, Oxfordshire, OX14 3DB, UK

I – Introduction

The performance and operational limits of present and future Tokamak plasmas are influenced by the equilibrium profiles, shape and position e.g. vertical position stability in strongly shaped plasmas or onset of disruptive instabilities driven by profile gradients. Free boundary plasma equilibrium profiles can have a strong effect on the interpretation of all physical phenomena occurring in the plasma e.g. core/edge MHD stability characterization, plasma transport and auxiliary heating. It is thus a fundamental task to determine the plasma equilibrium using as many available input experimental data e.g. magnetic diagnostics (magnetic flux and poloidal magnetic field), density and temperature diagnostics and polarimetry diagnostics. In the framework of the EUROfusion Work Package on Code Development for Integrated Modelling, a scientific Kepler [1] workflow for the reconstruction of Tokamak plasma equilibrium was developed (Figure 1). It includes consolidated reconstruction codes such as EQUAL [2], CLISTE [3], EQUINOX [4] and post-processing error bar estimator SDSS [5], all using the same physics and machine data ontology and methods for accessing the data used in the European Integrated Modelling (EU-IM) framework [6]. Presently implemented modules (*actors*) are interfaced to “data bundles” e.g. magnetic sensors, Thomson scattering diagnostics as well as poloidal field coil data, are packed into a “machine bundle”, to facilitate the data exchange in the workflow through self-consistent datasets. The reconstruction codes feature polynomial or spline (natural or B-spline) representation for the profiles and non-uniform spatially distributed knots for the equilibrium regularisations are implemented. Equilibrium reconstructions relying on magnetics data only (magnetic diagnostic, PF/TF coils and iron core) or with added internal data (motional Stark effect, polarimetry or pressure) may be performed.

* See <http://www.euro-fusionscipub.org/eu-im>

& See the Appendix of F. Romanelli et al., Proceedings of the 25th IAEA Fusion Energy Conference 2014, Saint Petersburg, Russia

RECONSTRUCTION and REFINEMENT WORKFLOW v0



RECONSTRUCTION

- Starts from an itmdb with just experimental diagnostic+coil data.
- Selection of the time of interest ("time" variable).
- Reconstruct equilibrium with codes : EQUAL ("equal") or EQUINOX ("equinox") codes (extensible to others)
- Option to refine with kinetic constraints (pressure)
- Plot the reconstructed equilibrium (flux mapping and profiles).

REFINEMENT

- Cut-off the reconstructed eq. ("cut_eq") at a given percentage of the separatrix flux ("cut_off").
- Calculate high res. equilibrium with codes : HELENA ("helena"), CHEASE ("chease"), CAXE ("caxe")
- Plotting of equilibrium flux map and profiles

- shot: 33173
- run_in: 1
- run_out: 998
- run_work: 999
- device: aug
- user: rcoelho
- time: 2.7
- path: /tmp/
- FBECODE: equal
- FBEkinetics: no
- FBE_only: no
- cut_eq: yes
- cut_off: 0.985
- eqcode: chease

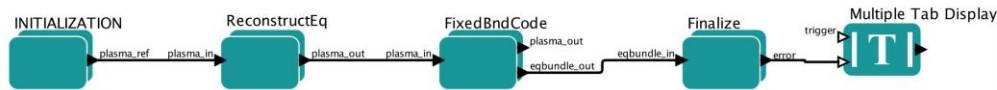


Figure 1 – Kepler workflow for equilibrium reconstruction of tokamak discharges. An optional post-processing module FixBndCode[7] for the calculation of the high resolution equilibrium is shown.

For pedestal top/edge pressure profile assisted reconstructions, pre-processing of the experimental density and temperature data presently includes a median filter and time average around the time of interest, mapped to the flux coordinates obtained for that time in the previous (magnetics only) reconstruction. Ion density is assumed to be proportional to electron density and fast particle density is assumed negligible.

II – Motional Stark Effect assisted reconstructions

A JET hybrid discharge (#89140) was considered to highlight the influence of internal MSE data on the equilibrium reconstructions, with a plasma current and toroidal magnetic field of 1.4MA and 1.75T respectively, 12.5MW of NBI and 1.9MW of ICRH ([49-52s]). EQUAL and EQUINOX results using magnetics only are shown in Figure 2 for $t=47.45s$ with CHAIN1 EFIT used for comparison. Good agreement in the plasma boundary ($<1cm$ for EQUAL, $<2cm$ for EQUINOX at outer midplane) and divertor strike points ($<2.5cm$) is found and fitting errors in the magnetics are below the experimental 5mT error. Even with magnetics only, the regularisations in EQUAL permit some (insufficient in view of the ELMy discharge) traces for a pedestal at the edge. The safety factor q evidences the lack of fidelity of the automated EFIT reconstruction i.e. $q(0)>1$ throughout despite the sawtooth character of the discharge. Inclusion of MSE data shows a clear improvement on the overall agreement in the $q(s)$ profile ($<5\%$ difference in $q(0)$ among the 3 codes) as shown in Figure 3. Differences in the regularisations and/or weighting on sensors might explain the deterioration in the agreement on plasma boundary and magnetic axis location.

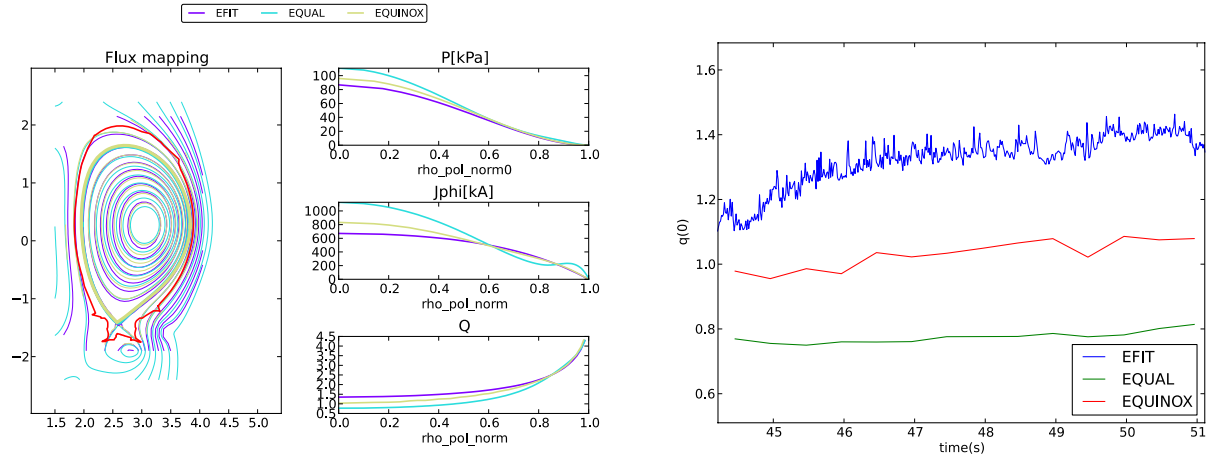


Figure 2 – Magnetics only reconstruction using EQUAL and EQUINOX and EFIT for comparison (ρ_{pol_norm} - squared root of the normalised poloidal flux) for JET #89140 at $t=47.45s$.

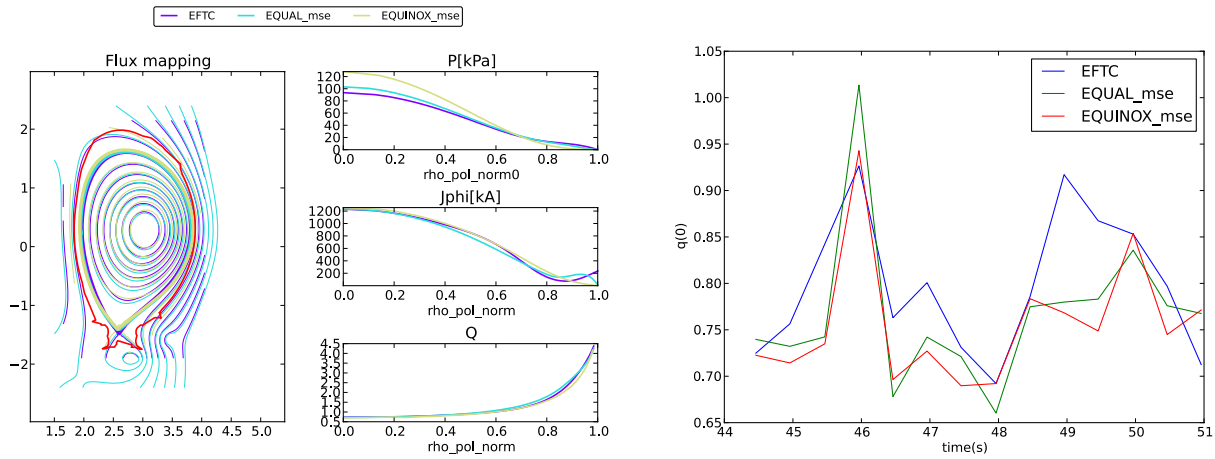


Figure 3 – Magnetics and MSE reconstruction for JET #89140 at $t=47.45s$. The EFTC run relaxes the $J_{sep}=0$ constraint. Location and weights of regularisation knots not the same for the 3 codes.

III – Plasma pressure assisted reconstructions

For pressure assisted reconstruction, an AUG ELM-y discharge (#33173) was taken as example, at $t=2.7s$, characterized by $I_p=1MA$, $B_T=2.46T$ and total heating power (NBI+ECRH) of $\sim 12MW$. The CLISTE code, fine-tuned to AUG plasmas, is used as a reference. For magnetics only reconstructions (see Figure 4), EQUAL and EQUINOX yield similar plasma geometry ($<1cm$ on outer midplane radius, <2 cm separation of X-point and $<2cm$ separation on strike points) to CLISTE but are challenged on the $q(s)$ on axis and showing little evidence of a pressure pedestal. The associated fitted edge pressure profile from the diagnostic data ($N_i=N_e$ is assumed) is also shown in Figure 4. The pressure constraint closes the gap between the profiles obtained by the three codes (see Figure 5) and also reduces the average fit error of the magnetic sensor data for EQUAL and CLISTE (EQUINOX solution in vacuum based on a toroidal harmonic expansion fit to magnetic data, is insensitive to internal constraints).

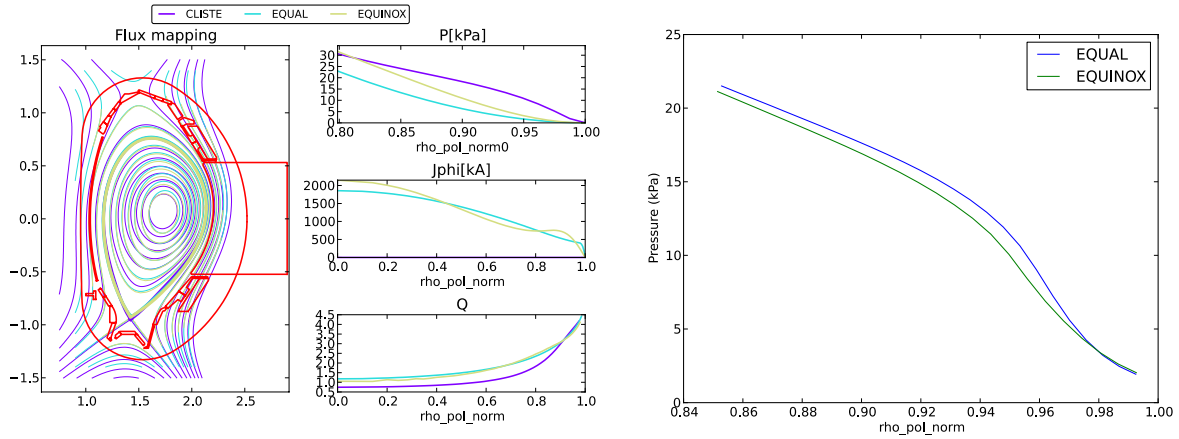


Figure 4 – Magnetics only reconstruction on AUG discharge #33173 at $t=2.7s$. Edge detail on pressure profile is shown (left). The pressure profile mapped to EQUAL and EQUINOX is also shown.

The pressure profile fed to CLISTE, based on averaged data 2ms before ELMs occurring in a 200ms period centred on $t=2.7s$, yields a slightly higher pedestal pressure ($\sim 17kPa$).

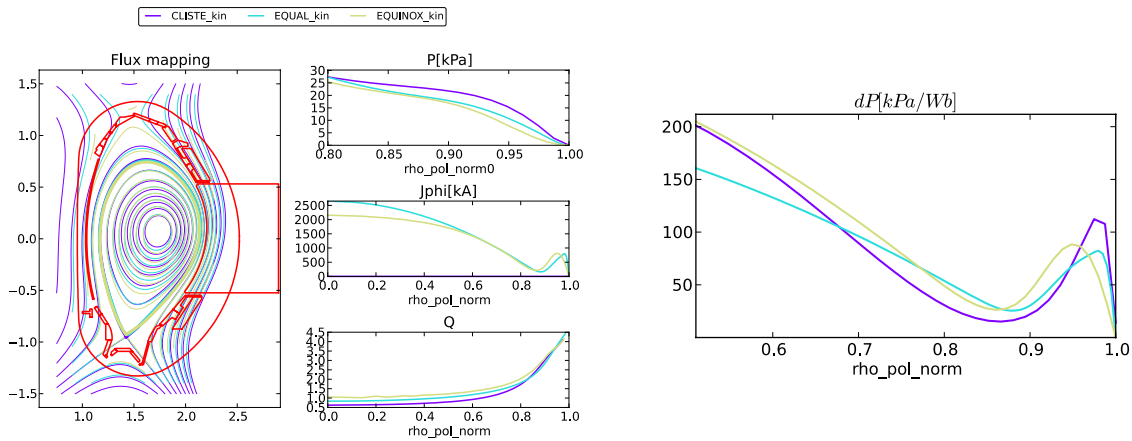


Figure 5 – Magnetics and pressure assisted reconstruction on AUG discharge #33173 at $t=2.7s$. Detail on the pressure gradient close to the edge is also shown (right).

IV – Conclusions

Results of a EU-IM workflow for equilibrium reconstruction applied to a JET and AUG discharge were shown. Magnetic, polarimetry and kinetic constraints are implemented and evidence an improvement in the fitted results although some differences to reference code suites in JET/AUG persist (fine-tuning options or data used may apply there).

Acknowledgements

This work has been carried out within the framework of the EUROfusion Consortium and has received funding from the Euratom research and training programme 2014-2018 under grant agreement No 633053. IST activities also received financial support from “Fundação para a Ciência e Tecnologia” through project UID/FIS/50010/2013. The views and opinions expressed herein do not necessarily reflect those of the European Commission.

References

- [1] <https://kepler-project.org/>; [2] W. Zwingmann, Nucl. Fusion **43** (2003) 842 ; [3] P. J. McCarthy, Phys. Plasmas **6**, 3554 (1999); [4] B. Faugeras et al., Plasma Phys. Control Fusion **56** (2014) ; [5] R. Coelho et al, Fusion Sci. Technol. **69**, 611 (2016); [6] F. Imbeaux et al Computer Physics Communications **181**, 987 (2010); [7] R. Coelho et al., “Scientific workflows for MHD stability chain analysis of tokamak plasmas”, 42th EPS Conf., Lisbon 2015