



## Shape optimization of a layer by layer mechanical constraint for additive manufacturing

Grégoire Allaire, Charles Dapogny, Alexis Faure, Georgios Michailidis

### ► To cite this version:

Grégoire Allaire, Charles Dapogny, Alexis Faure, Georgios Michailidis. Shape optimization of a layer by layer mechanical constraint for additive manufacturing. *Comptes Rendus. Mathématique*, 2017, 355 (6), pp.699-717. 10.1016/j.crma.2017.04.008 . hal-01398877v2

**HAL Id: hal-01398877**

**<https://hal.science/hal-01398877v2>**

Submitted on 6 Feb 2017

**HAL** is a multi-disciplinary open access archive for the deposit and dissemination of scientific research documents, whether they are published or not. The documents may come from teaching and research institutions in France or abroad, or from public or private research centers.

L'archive ouverte pluridisciplinaire **HAL**, est destinée au dépôt et à la diffusion de documents scientifiques de niveau recherche, publiés ou non, émanant des établissements d'enseignement et de recherche français ou étrangers, des laboratoires publics ou privés.

# SHAPE OPTIMIZATION OF A LAYER BY LAYER MECHANICAL CONSTRAINT FOR ADDITIVE MANUFACTURING

G. ALLAIRE<sup>1</sup>, C. DAPOGNY<sup>2</sup>, A. FAURE<sup>3</sup>, AND G. MICHAILIDIS<sup>3</sup>

<sup>1</sup> *CMAP, Ecole polytechnique, CNRS, Université Paris-Saclay, 91128 Palaiseau, France,*

<sup>2</sup> *Laboratoire Jean Kuntzmann, CNRS, Université Grenoble-Alpes, BP 53, 38041 Grenoble Cedex 9, France,*

<sup>3</sup> *SIMaP, Université Grenoble-Alpes, BP 53, 38041 Grenoble Cedex 9, France.*

**ABSTRACT.** The purpose of this article is to introduce a new functional of the domain, to be used in shape optimization problems as a means to enforce the constructibility of shapes by additive manufacturing processes. This functional aggregates the self-weights of all the intermediate structures of the shape appearing in the course of its layer by layer assembly. Its mathematical analysis is performed and an algorithm is proposed to accelerate the significant computational effort entailed by the implementation of these ideas. Eventually, a numerical validation and a concrete example are discussed.

**RÉSUMÉ.** Nous introduisons dans cet article une nouvelle fonctionnelle dépendant du domaine qui, utilisée comme contrainte dans un problème d'optimisation de forme, impose la constructibilité par les procédés de fabrication additive. Cette fonctionnelle agrège les poids propres de toutes les structures intermédiaires de la forme mises en jeu au cours du processus d'assemblage par strates. Après son analyse mathématique, nous proposons un algorithme pour accélérer significativement les calculs coûteux entraînés par l'implémentation de ces idées. Une validation numérique ainsi qu'un exemple concret sont enfin présentés.

---

## CONTENTS

<b>1. Introduction</b>	<b>1</b>
<b>2. Presentation of the shape optimization problem</b>	<b>3</b>
<b>3. Description and analysis of the mechanical constraint</b>	<b>4</b>
3.1. Formulation of the constraint functional $P(\Omega)$	4
3.2. Differentiability of $P(\Omega)$ with respect to the domain	5
<b>4. Practical calculation of the mechanical constraint and its derivative</b>	<b>10</b>
4.1. A review of shape differentiation using diffeomorphisms	10
4.2. Using shape variations to identify close layers	12
4.3. Derivatives of the mappings $h \mapsto c_{\Omega_h}$ and $h \mapsto u_{\Omega_h}^c$	14
4.4. Practical algorithm	14
<b>5. Numerical illustrations</b>	<b>15</b>
5.1. Validation of the approximations of Section 4	15
5.2. A numerical example	15
<b>Appendix A. Proof of Proposition 4.1</b>	<b>17</b>
<b>References</b>	<b>19</b>

---

## 1. INTRODUCTION

The additive manufacturing technologies have demonstrated a unique potential in realizing structures with a high degree of complexity, thereby allowing to process almost directly the designs predicted by shape and topology optimization algorithms [13]. These breakthroughs come along with new opportunities, and with new challenges; see [9] for a detailed and comprehensive overview of both, and the references therein.

To summarize its main features in a few words, additive manufacturing is a common label for quite different methodologies, which share the fact that the construction process starts with a slicing procedure: the Computer Aided Design (CAD) model for the input shape (which is often supplied by means of a mesh under the popular STL format [1]) is converted into a series of two-dimensional layers (see Figure 1).

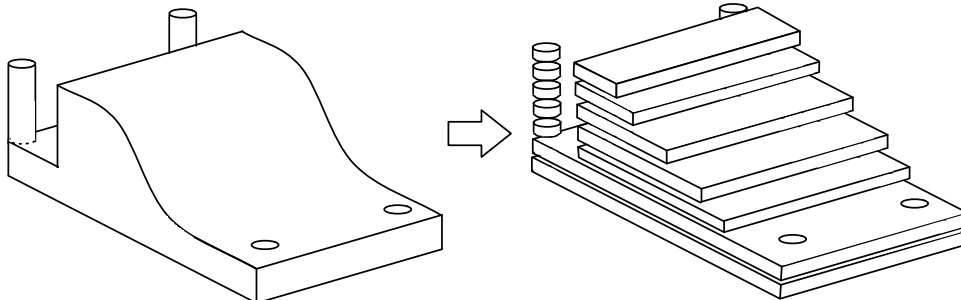


FIGURE 1. *Rough sketch of the slicing procedure, initiating any additive manufacturing process.*

Thence, these layers are assembled individually, one above the other, according to the selected technology. As far as these technologies are concerned, two important categories are the following:

- Material extrusion methods, such as Fused Filament Fabrication (FFF), act by selectively extruding the molten material through a nozzle; such methods are typically used to process plastic (ABS).
- Powder bed fusion methods (such as Selective Laser Sintering, or Electron Beam Melting) are on the contrary used to process metals; at the beginning of the construction of each layer, metallic powder is spread within the build chamber and a laser (or an electron beam) is used to bind the grains together.

These technologies show competing features in terms of cost, speed, accuracy, ... and also in terms of the restrictions they impose on the manufacturing process and the constructed shape. Beyond their differences, one challenge is faced by all additive manufacturing technologies, that of building shapes showing large *overhangs*, i.e. regions hanging over void (or powder) without sufficient support from the lower structure.

- In the case of material extrusion methods, parts of the boundary showing large overhangs cannot be produced as is, since this demands depositing material on void.
- In the case of powder bed fusion methods, the rapid melting then solidification of the material induces large thermal variations in the structure; this creates residual stresses, and causes the structure to warp. This phenomenon is all the more likely to occur in regions which are unanchored to the lower structure (in particular, overhanging regions); see [21]. Another source of difficulties in the assembly of overhanging regions lies in that the fused material may drip between the unfused powder of the lower structure, thus leaving the processed boundary with rough patches [7].

One way to cope with the presence of overhangs is to erect scaffolds (or supports) at the same time that the shape is constructed, with the purpose of anchoring the overhanging regions [10]. This scaffold structure has to be removed manually at the end of the process, which is cumbersome and time-consuming. Another way is to constrain the presence of overhangs in the formulation of the shape optimization problem guiding the design of the shape. Hitherto, ad hoc criteria, based on a minimum angle between the structural boundary and the horizontal directions, have been used to tackle this issue [14, 19, 20].

The present article is devoted to the modeling and the mathematical analysis of a new mechanical constraint for the optimization of shapes which are processed by an additive manufacturing method. Several variants of this constraint, and various numerical examples and discussions of engineering applications will be presented in a forthcoming article [3]. Under the simplifying assumption that the components of one single layer of material are built simultaneously during the manufacturing process, we introduce a new constraint functional for shape optimization problems, which appraises the constructibility of shapes at each stage of their assembly. In particular, overhang constraints are naturally addressed by this formulation which appeals to their mechanical origin. To achieve our purpose, in the setting of the optimization problem, we

distinguish the mechanical situation where the final shape  $\Omega$  is utilized, on which the optimization criterion is based, and that where  $\Omega$  (and all the successive, intermediate structures) is under construction, which guides the definition of our constraint functional. Our first main result is to provide a shape derivative for this new constraint functional (see Theorem 3.1), which is not a completely standard matter since the upper boundaries of the intermediate shapes are not subject to optimization, being dictated by the additive manufacturing process.

Our second main result is an acceleration method for the computation of our new constraint functional and for that of its shape derivative. Indeed, their expressions involve mechanical problems posed on all the intermediate structures of the considered shape, the number of which is precisely the number of layers in the additive manufacturing process (typically of the order of a few hundreds). Therefore, these evaluations are quite costly in numerical practice. Our idea is to interpolate, with piecewise affine functions of the height, the values of the functional and of its derivative, thus relying on the derivatives of the mechanical solutions with respect to the height of the intermediate structures.

This article is organized as follows. In Section 2, we introduce our shape optimization problem. In Section 3, we describe the mechanical context in which shapes are constructed, we formulate our new manufacturing constraint and we prove our first main mathematical result, Theorem 3.1, concerning its shape derivative. As we have mentioned, the resulting functional of the domain and its shape derivative are costly to evaluate in practice. Thus, in Section 4 we propose an interpolation method for accelerating significantly these calculations. For this purpose we introduce a variant of the Hadamard method of shape deformations where only the upper horizontal boundary of the intermediate structures is allowed to vary, while the rest of the boundary is fixed. In this setting, first-order Taylor approximations of the mechanical performances of the intermediate shapes can be computed in terms of the height. Eventually, a numerical validation of our acceleration process and an optimization example are provided in Section 5.

## 2. PRESENTATION OF THE SHAPE OPTIMIZATION PROBLEM

A shape is a bounded, regular domain  $\Omega \subset \mathbb{R}^d$ ,  $d = 2, 3$ , filled with a linear elastic material with Hooke's law  $A$ . In the context of its final utilization,  $\Omega$  is clamped on a subset  $\Gamma_D \subset \partial\Omega$ , and it is submitted to surface loads  $f \in L^2(\Gamma_N)^d$  applied on a region  $\Gamma_N$  of  $\partial\Omega$  disjoint from  $\Gamma_D$ ; the remaining part of the boundary  $\Gamma := \partial\Omega \setminus (\overline{\Gamma_D} \cup \overline{\Gamma_N})$  is traction-free. The elastic displacement  $u_\Omega^m$  is the unique solution in  $H_{\Gamma_D}^1(\Omega)^d := \{u \in H^1(\Omega)^d, u = 0 \text{ on } \Gamma_D\}$  to the *mechanical system*:

$$(2.1) \quad \begin{cases} -\operatorname{div}(Ae(u_\Omega^m)) = 0 & \text{in } \Omega, \\ u_\Omega^m = 0 & \text{on } \Gamma_D, \\ Ae(u_\Omega^m)n = 0 & \text{on } \Gamma, \\ Ae(u_\Omega^m)n = f & \text{on } \Gamma_N. \end{cases}$$

For simplicity, the objective  $J(\Omega)$  driving the optimization problem is the *compliance*:

$$(2.2) \quad J(\Omega) = \int_{\Omega} Ae(u_\Omega^m) : e(u_\Omega^m) dx = \int_{\Gamma_N} f \cdot u_\Omega^m ds.$$

Our optimization problem then reads:

$$(2.3) \quad \min_{\Omega \in \mathcal{U}_{ad}} J(\Omega), \text{ such that } P(\Omega) \leq \alpha.$$

In (2.3),  $\mathcal{U}_{ad}$  is a set of admissible shapes  $\Omega$ , which are assumed to be of class  $\mathcal{C}^\infty$  for simplicity, and whose boundaries enclose the non optimizable regions  $\Gamma_D$ ,  $\Gamma_N$  and  $\Gamma_0$  (the latter is defined in Section 3 below), i.e.

$$\mathcal{U}_{ad} = \{\Omega \subset \mathbb{R}^d \text{ is open, bounded, and of class } \mathcal{C}^\infty, \Gamma_D \cup \Gamma_N \cup \Gamma_0 \subset \partial\Omega\},$$

$P(\Omega)$  is our new constraint functional, whose definition and properties are discussed in the next sections, and  $\alpha$  is a tolerance threshold. In practice, so that (2.3) be physically relevant, other constraints (e.g. on the volume  $\operatorname{Vol}(\Omega)$  of shapes) may be added, which we omit for the mathematical analysis; see Section 5.

Most popular optimization algorithms for the numerical resolution of (2.3) rely on the derivatives of  $J(\Omega)$  and  $P(\Omega)$  with respect to the domain; these are understood in the framework of Hadamard's method (see

e.g. [2, 17, 22, 24, 26]): variations of a shape  $\Omega$  are considered under the form:

$$\Omega_\theta := (\text{Id} + \theta)(\Omega), \quad \theta \in W^{1,\infty}(\mathbb{R}^d, \mathbb{R}^d), \quad \|\theta\|_{W^{1,\infty}(\mathbb{R}^d, \mathbb{R}^d)} < 1.$$

A generic function  $F(\Omega)$  of the domain is then *shape differentiable* if the underlying mapping  $\theta \mapsto F(\Omega_\theta)$ , from  $W^{1,\infty}(\mathbb{R}^d, \mathbb{R}^d)$  into  $\mathbb{R}$ , is Fréchet differentiable at  $\theta = 0$ ; the corresponding derivative is denoted by  $F'(\Omega)(\theta)$ . In practice, the deformations  $\theta$  featured in this definition are restrained to a subset of  $W^{1,\infty}(\mathbb{R}^d, \mathbb{R}^d)$ ; in the following, we shall consider the sets

$$\Theta^k = \{\theta \in \mathcal{C}^{k,\infty}(\mathbb{R}^d, \mathbb{R}^d), \quad \theta = 0 \text{ on } \Gamma_D \cup \Gamma_N \cup \Gamma_0\},$$

where  $k \geq 1$ , and  $\mathcal{C}^{k,\infty}(\mathbb{R}^d, \mathbb{R}^d)$  is the set of  $k$  times continuously differentiable functions from  $\mathbb{R}^d$  into itself, whose derivatives up to order  $k$  are uniformly bounded.

For instance, if  $f$  is smooth, it is well-known (see [5]) that the objective (2.2) is shape differentiable when deformations are restrained to  $\Theta^k$ ,  $k \geq 1$ , and that its shape derivative reads:

$$\forall \theta \in \Theta^k, \quad J'(\Omega)(\theta) = - \int_{\Gamma} Ae(u_\Omega^m) : e(u_\Omega^m) \theta \cdot n \, ds.$$

### 3. DESCRIPTION AND ANALYSIS OF THE MECHANICAL CONSTRAINT

In this section, we introduce and analyze mathematically our new mechanical constraint functional  $P(\Omega)$  describing the manufacturing process of shapes.

#### 3.1. Formulation of the constraint functional $P(\Omega)$ .

The constraint  $P(\Omega)$  relies on the mechanical situation of  $\Omega$  in the course of the manufacturing process: assuming a vertical build direction  $e_d$  (the  $d^{\text{th}}$  vector of the canonical basis  $(e_1, \dots, e_d)$  of  $\mathbb{R}^d$ ),  $\Omega$  is enclosed in a box  $D = S \times (0, H)$ , where  $S \subset \mathbb{R}^{d-1}$ . In practice,  $D$  represents the build chamber. For  $h \in (0, H)$ ,

$$(3.1) \quad \Omega_h := \Omega \cap \{x = (x_1, \dots, x_d) \in \mathbb{R}^d, \quad 0 < x_d < h\}$$

is the *intermediate shape* describing the stage where the *final shape*  $\Omega$  is assembled up to height  $h$ . The boundary  $\partial\Omega_h$  is decomposed in a different fashion from that of Section 2:

$$\partial\Omega_h = \Gamma_0 \cup \Gamma_h^u \cup \Gamma_h^l, \quad \text{where} \quad \begin{aligned} &\bullet \Gamma_0 = \{x \in \partial\Omega_h, \quad x_d = 0\} \text{ is the contact region between } \Omega \text{ and the build table,} \\ &\bullet \Gamma_h^u = \{x \in \partial\Omega_h, \quad x_d = h\} \text{ is the upper side of the intermediate structure,} \\ &\bullet \Gamma_h^l = \partial\Omega_h \setminus (\bar{\Gamma}_0 \cup \bar{\Gamma}_h^u) \text{ is the lateral surface.} \end{aligned}$$

Eventually, we define  $\ell_h := \{x \in \partial\Omega, \quad x_d = h\}$ , the part of the boundary  $\partial\Omega$  lying at height  $h$  (typically a curve in three space dimensions); see Figure 2 about these notations.

Each intermediate shape  $\Omega_h$  is clamped on  $\Gamma_0$ , and is only subjected to gravity effects, accounted for by a body force  $g \in L^2(\mathbb{R}^d)^d$ . Its elastic displacement  $u_{\Omega_h}^c \in H_{\Gamma_0}^1(\Omega_h)^d$  satisfies the system:

$$(3.2) \quad \begin{cases} -\text{div}(Ae(u_{\Omega_h}^c)) = g & \text{in } \Omega_h, \\ u_{\Omega_h}^c = 0 & \text{on } \Gamma_0, \\ Ae(u_{\Omega_h}^c)n = 0 & \text{on } \Gamma_h^l \cup \Gamma_h^u, \end{cases}$$

The compliance  $c_{\Omega_h}$  of  $\Omega_h$  then reads:

$$(3.3) \quad c_{\Omega_h} = \int_{\Omega_h} Ae(u_{\Omega_h}^c) : e(u_{\Omega_h}^c) \, dx = \int_{\Omega_h} g \cdot u_{\Omega_h}^c \, dx.$$

Our constraint  $P(\Omega)$  of the *final structure*  $\Omega$  aggregates the compliances of all the *intermediate shapes*:

$$(3.4) \quad P(\Omega) = \int_0^H j(c_{\Omega_h}) \, dh,$$

where  $j : \mathbb{R} \rightarrow \mathbb{R}$  is a given, smooth function. Note that, as pointed out in the introduction,  $P(\Omega)$  only involves the intermediate stages  $\Omega_h$  of the construction of  $\Omega$  where the successive layers are completed (and not all the stages where these layers are themselves under construction, and partially assembled).

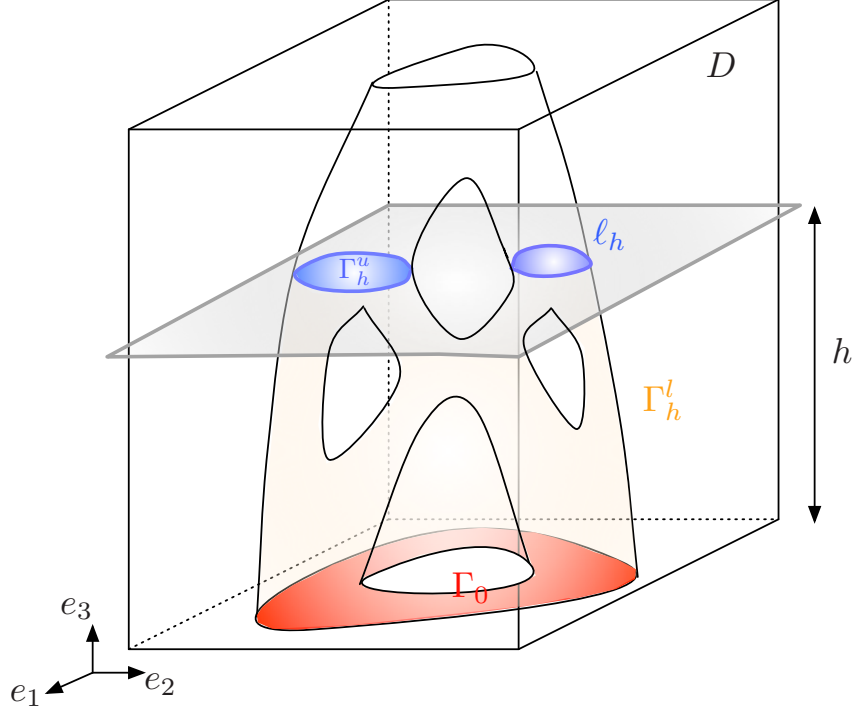


FIGURE 2. Intermediate shape  $\Omega_h$  at height  $h$  during the construction of the final structure  $\Omega$ : the red zone is the lower boundary  $\Gamma_0$  and the blue zone is the upper boundary  $\Gamma_h^u$ .

**Remark 3.1.** We considered gravity forces in (3.2) and compliance in (3.3): other choices are of course possible and are minor variants of our approach. More generally, it is only incidental that similar mechanical models (namely, linear elasticity systems) are used for describing the mechanical and manufacturing stages of shapes. One could very well imagine modelling cooling effects with a constraint involving the temperature of the intermediate shapes  $\Omega_h$  via the heat equation; see the forthcoming article [4] about this idea.

### 3.2. Differentiability of $P(\Omega)$ with respect to the domain.

Throughout this section, we consider a fixed shape  $\Omega \in \mathcal{U}_{ad}$ . The rigorous exposition of the shape differentiability analysis of  $P(\Omega)$  requires that we introduce two open sets  $\mathcal{O}_1 \Subset \mathcal{O}_2$  in  $\mathbb{R}^d$  and a smooth function  $\chi : \mathbb{R}^d \rightarrow \mathbb{R}$  such that:

$$\{x \in \partial\Omega \setminus \overline{\Gamma_0}, n(x) \cdot e_d = \pm 1\} \subset \mathcal{O}_1, \quad 0 \leq \chi \leq 1, \quad \chi \equiv 0 \text{ on } \mathcal{O}_1, \text{ and } \chi \equiv 1 \text{ on } \mathbb{R}^d \setminus \overline{\mathcal{O}_2}.$$

In other words,  $\mathcal{O}_1$  is an open neighborhood of the ‘flat horizontal regions’ of  $\partial\Omega \setminus \overline{\Gamma_0}$ , and  $\chi$  is a cutoff function whereby these regions will be ignored. Using these notations, the relevant sets for deformations of  $\Omega$  are the Banach spaces

$$(3.5) \quad X^k = \{\theta = \chi \tilde{\theta}, \quad \tilde{\theta} \in \Theta^k\}, \text{ equipped with the quotient norm } \|\theta\|_{X^k} = \inf \left\{ \|\tilde{\theta}\|_{C^{k,\infty}(\mathbb{R}^d, \mathbb{R}^d)}, \quad \theta = \chi \tilde{\theta} \right\}.$$

Among other things, vector fields  $\theta \in X^k$  vanish near the points of  $\partial\Omega \setminus \overline{\Gamma_0}$  where the normal vector  $n$  is parallel to  $e_d$ .

Let us explain the roles of the cutoff function  $\chi$  and of the space  $X^k$  of shape perturbations:

- Deformations  $\Omega_\theta$  of  $\Omega$ , with  $\theta \in X^k$ , can be equivalently described by ‘horizontal’ perturbations (see Proposition 3.2), which are the only ones for which the shape derivative of the compliances  $c_{\Omega_h}$  can be rigorously calculated owing to Lemma 3.1.

- Deformations  $\theta \in X^k$  vanish around any point  $x \in \partial\Omega$  where  $n(x)$  is ‘vertical’. This is because at such points  $x$  (where the tangent plane is ‘horizontal’) the intermediate structure  $\Omega_h$  at height  $h = x_d$  shows a turning point at  $x$ , and therefore may be not even Lipschitz regular around  $x$ . The poor regularity of  $u_{\Omega_h}^c$  in this region (see [15] §3.3 for a related study) would be an obstruction to our mathematical analysis.

The main result of this section is the following:

**Theorem 3.1.** *The functional  $P(\Omega)$  given by (3.4) is shape differentiable at  $\Omega$ , in the sense that the mapping  $\theta \mapsto P(\Omega_\theta)$ , from  $X^k$  into  $\mathbb{R}$  is differentiable for  $k \geq 1$ . Its derivative is:*

$$(3.6) \quad \forall \theta \in X^k, \quad P'(\Omega)(\theta) = \int_{\partial\Omega \setminus \overline{\Gamma_0}} \mathcal{D}_\Omega \theta \cdot n \, ds,$$

where the integrand factor  $\mathcal{D}_\Omega$  is defined, for a.e.  $x \in \partial\Omega \setminus \overline{\Gamma_0}$ , by:

$$(3.7) \quad \mathcal{D}_\Omega(x) = \int_{x_d}^H j'(c_{\Omega_h}) (2g \cdot u_{\Omega_h}^c - Ae(u_{\Omega_h}^c) : e(u_{\Omega_h}^c)) (x) \, dh.$$

The shape sensitivity  $P(\Omega)$  expressed in Theorem 3.1 does not result so easily from standard arguments, since  $P(\Omega)$  involves all the intermediate structures  $\Omega_h$  of  $\Omega$ , which are only Lipschitz regular (in particular, they show angles at the tip of the upper boundary). We perform the proof in several steps.

- (1) In Section 3.2.1, we start by proving that  $\theta \mapsto P(\Omega_\theta)$  is differentiable if  $\theta$  is restricted to the subset

$$X_H^k := \{\theta \in X^k, \quad \theta \cdot e_d = 0\}$$

of ‘horizontal’ perturbations in  $X^k$ , and we show that Formulae (3.6), (3.7) hold in this case.

- (2) We prove in Section 3.2.2 that for a given  $\theta \in X^k$ , there exists a horizontal deformation  $\xi \equiv \xi(\theta) \in X_H^k$  accounting for the same perturbed shape:  $\Omega_\theta = \Omega_{\xi(\theta)}$ . We also prove that the mapping  $\theta \mapsto \xi(\theta)$  is differentiable, and we calculate its derivative.
- (3) Theorem 3.1 arises in Section 3.2.3 as a consequence of chain rule and of the two previous points.

**Remark 3.2.** *Formulae (3.6) and (3.7) have an intuitive structure: the shape gradient of  $P(\Omega)$  at a point  $x = (x_1, \dots, x_d) \in \partial\Omega \setminus \overline{\Gamma_0}$  involves the elastic energy in  $x$  for all the intermediate structures  $\Omega_h$ ,  $h > x_d$ .*

3.2.1. *Step 1: Shape differentiability of  $\theta \mapsto P(\Omega_\theta)$  when  $\theta \in X_H^k$ .*

Let us start with the following lemma:

**Lemma 3.1.** *The compliance  $\theta \mapsto c_{(\Omega_\theta)_h}$  at level  $h$ , defined by (3.3), is Fréchet differentiable over  $X_H^k$  for  $k \geq 1$ , and the corresponding derivative reads:*

$$(3.8) \quad \forall \theta \in X_H^k, \quad c'_{\Omega_h}(\theta) = \int_{\Gamma_h^l} (2g \cdot u_{\Omega_h}^c - Ae(u_{\Omega_h}^c) : e(u_{\Omega_h}^c)) \theta \cdot n \, ds.$$

*Proof.* The key feature of horizontal deformations lies in the following relation, which holds for  $\theta \in X_H^k$  small enough:

$$(\Omega_\theta)_h = \{x \in \Omega_\theta, \quad 0 < x_d < h\} \equiv (\Omega_h)_\theta = (\text{Id} + \theta)(\Omega_h).$$

Hence, because it only involves deformations  $\theta \in X_H^k$ , Lemma 3.1 merely boils down to the differentiation of the compliance  $\Omega \mapsto c_\Omega$  defined by (3.3) at  $\Omega = \Omega_h$ . The only difference with the usual setting, as in e.g. [5, 17], is that the domain  $\Omega_h$  is not smooth. More precisely,  $\Omega_h$  is piecewise smooth and exhibits corners in two dimensions, ridge edges in three dimensions, at points  $x \in \ell_h$  (see again Figure 2).

However,  $\Omega_h$  is necessarily locally convex around the sharp features formed by the points  $x \in \ell_h$  where the normal vector  $n(x)$  is not parallel to  $e_d$  (in two dimensions, the angles corresponding to these corners are in  $(0, \pi)$ ). As a consequence, the theory of elliptic equations in polygonal domains implies that the solution  $u_{\Omega_h}^c$  to (3.2) enjoys  $H^2$  regularity in  $\Omega_h \setminus \overline{\mathcal{O}_1}$  (see [15], Remark 3.2.4.6).

Since deformations  $\theta \in X^k$  (in particular  $\theta \in X_H^k$ ) identically vanish on  $\mathcal{O}_1$ , which contains the ‘bad points’ where  $n(x)$  is parallel to  $e_d$  (see (3.5)), the classical arguments (see [17], §5.3) leading to the expression (3.8) for the shape derivative of  $\Omega \mapsto c_\Omega$  at  $\Omega_h$ , involving the calculation of the Lagrangian and Eulerian derivatives of the mapping  $\Omega \mapsto u_\Omega^c$  at  $\Omega_h$ , and elementary (but tedious) calculations based on the Green formula, can be

worked out in our particular situation. Similar calculations are performed in a slightly more general context in Proposition 4.2 below, and we do not replicate the argument.  $\square$

We are now in good shape for proving Theorem 3.1 in the special case where  $\theta \in X_H^k$ .

**Proposition 3.1.** *The mapping  $\theta \mapsto P(\Omega_\theta)$  defined by (3.4), from  $X_H^k$  into  $\mathbb{R}$  (for  $k \geq 1$ ), is Fréchet differentiable at  $\theta = 0$ . Its shape derivative reads:*

$$\forall \theta \in X_H^k, \quad P'(\Omega)(\theta) = \int_{\partial\Omega \setminus \overline{\Gamma_0}} \mathcal{D}_\Omega \theta \cdot n \, ds, \quad \text{where } \mathcal{D}_\Omega \text{ is given by (3.7).}$$

*Proof.* Let us first discuss the shape differentiability of  $P(\Omega)$ ; denoting by  $m(\theta, h) = j(c_{(\Omega_h)_\theta})$ , it follows from Lemma 3.1 (and arguments similar to those involved in its proof) that:

- The mapping  $(\theta, h) \mapsto m(\theta, h)$  is continuous on  $\mathcal{X} \times (0, H)$ , where  $\mathcal{X}$  is a neighborhood of 0 in  $X_H^k$ .
- For any  $h \in (0, H)$ , the mapping  $\theta \mapsto m(\theta, h)$  is Fréchet differentiable on  $\mathcal{X}$ .
- The (partial) Fréchet derivative  $(\theta, h) \mapsto \frac{\partial m}{\partial \theta}(\theta, h)$  of  $\theta \mapsto m(\theta, h)$  is continuous from  $\mathcal{X} \times (0, H)$  into the dual space of  $X_H^k$ .

Then, it follows from the Lebesgue dominated convergence theorem and Lemma 3.1 that  $\theta \mapsto P(\Omega_\theta)$  is Fréchet differentiable at  $\theta = 0$ , and that its derivative reads:

$$\forall \theta \in X_H^k, \quad P'(\Omega)(\theta) = \int_0^H j'(c_{\Omega_h}) c'_{\Omega_h}(\theta) \, dh.$$

Recalling the expression (3.8) of  $c'_{\Omega_h}(\theta)$  and using the shorthand  $I(x, h) \equiv (2g \cdot u_{\Omega_h}^c - Ae(u_{\Omega_h}^c) : e(u_{\Omega_h}^c))(x)$ , this rewrites:

$$(3.9) \quad P'(\Omega)(\theta) = \int_0^H j'(c_{\Omega_h}) \left( \int_{\Gamma_h^l} I(x, h) (\theta \cdot n)(x) \, ds(x) \right) \, dh.$$

The rest of the proof relies on repeated applications of the Fubini theorem, which in particular entails:

$$\int_{\Gamma_h^l} \rho(x) \, dx = \int_0^h \int_{\ell_z} \rho(x) \, d\ell(x) \, dz,$$

for a (smooth) function  $\rho$ . From (3.9), we obtain successively:

$$\begin{aligned} P'(\Omega)(\theta) &= \int_0^H \int_0^h \int_{\ell_z} j'(c_{\Omega_h}) I(x, h) (\theta \cdot n)(x) \, d\ell(x) \, dz \, dh \\ &= \int_0^H \int_z^H \int_{\ell_z} j'(c_{\Omega_h}) I(x, h) (\theta \cdot n)(x) \, d\ell(x) \, dh \, dz \\ &= \int_0^H \int_{\ell_z} \left( \int_{x_d}^H j'(c_{\Omega_h}) I(x, h) \, dh \right) (\theta \cdot n)(x) \, d\ell(x) \, dz \\ &= \int_{\partial\Omega \setminus \overline{\Gamma_0}} \left( \int_{x_d}^H j'(c_{\Omega_h}) I(x, h) \, dh \right) (\theta \cdot n)(x) \, ds(x), \end{aligned}$$

which is the desired conclusion.  $\square$

### 3.2.2. Step 2: Parameterization by horizontal perturbations.

In this section, we prove that ‘horizontal’ perturbations  $\theta \in X_H^k$  are the only needed ingredient to describe variations of  $\Omega$  of the form  $\Omega_\theta$ , at least when  $\theta \in X^k$  (here again, the cutoff function  $\chi$  plays a key role). For this purpose, it is convenient to introduce an alternative way to express identities of the form  $\Omega_\theta = \Omega_\xi$ , for  $\theta, \xi \in X^k$ . Let us consider an implicit representation for  $\Omega$ , that is, a smooth function  $\phi : \mathbb{R}^d \rightarrow \mathbb{R}$  such that:

$$(3.10) \quad \begin{cases} \phi(x) < 0 & \text{if } x \in \Omega, \\ \phi(x) = 0 & \text{if } x \in \partial\Omega, \\ \phi(x) > 0 & \text{if } x \in \mathbb{R}^d \setminus \overline{\Omega}. \end{cases}$$



For arbitrary vector fields  $\theta, \xi \in W^{1,\infty}(\mathbb{R}^d, \mathbb{R}^d)$  with  $\|\theta\|_{W^{1,\infty}(\mathbb{R}^d, \mathbb{R}^d)} < 1$ ,  $\|\xi\|_{W^{1,\infty}(\mathbb{R}^d, \mathbb{R}^d)} < 1$ , we define

$$\mathcal{F}(\theta, \xi) = \phi \circ (\text{Id} + \theta)^{-1} \circ (\text{Id} + \xi)$$

as an element in the set  $\mathcal{C}(\partial\Omega)$  of continuous functions on  $\partial\Omega$ .

**Lemma 3.2.** *Let  $\theta, \xi \in W^{1,\infty}(\mathbb{R}^d, \mathbb{R}^d)$  be such that*

$$(3.11) \quad \|\theta\|_{W^{1,\infty}(\mathbb{R}^d, \mathbb{R}^d)} < 1, \text{ and } \|\xi\|_{W^{1,\infty}(\mathbb{R}^d, \mathbb{R}^d)} < 1.$$

*Then the domains  $\Omega_\theta$  and  $\Omega_\xi$  coincide if and only if  $\mathcal{F}(\theta, \xi) = 0$  in  $\mathcal{C}(\partial\Omega)$ .*

*Proof.* We only need to discuss the ‘if’ part of the above statement: assume that  $\mathcal{F}(\theta, \xi) = 0$ . Because of (3.11),  $\Omega_\theta$  and  $\Omega_\xi$  are bounded, Lipschitz regular domains which are Lipschitz diffeomorphic, see [12]. For the same reason,  $\partial\Omega_\theta$  and  $\partial\Omega_\xi$  are compact, Lipschitz submanifolds of  $\mathbb{R}^d$  which are also Lipschitz diffeomorphic.

Moreover, since the function  $\phi \circ (\text{Id} + \theta)^{-1}$  implicitly describes  $\Omega_\theta$  (in the sense that (3.10) holds with  $\Omega_\theta$  instead of  $\Omega$ ), and since  $\mathcal{F}(\theta, \xi) = 0$  implies that  $\phi \circ (\text{Id} + \theta)^{-1}$  vanishes on  $(\text{Id} + \xi)(\partial\Omega) = \partial\Omega_\xi$ , it follows that  $\partial\Omega_\xi \subset \partial\Omega_\theta$ .

Let us now write  $\partial\Omega_\xi = \bigcup_{i=1}^N \mathcal{B}_i$  as the disjoint reunion of its connected components; each  $\mathcal{B}_i$  is a compact, Lipschitz submanifold in  $\mathbb{R}^d$ , and so it is a connected component of  $\partial\Omega_\theta$  too. Hence, if the inclusion  $\partial\Omega_\xi \subset \partial\Omega_\theta$  were strict, there would exist one Lipschitz submanifold  $\mathcal{B} \subset \mathbb{R}^d$ , disjoint from  $\partial\Omega_\xi$ , such that  $\partial\Omega_\theta = \mathcal{B} \cup \partial\Omega_\xi$ , in contradiction with the fact that  $\partial\Omega_\theta$  and  $\partial\Omega_\xi$  are Lipschitz diffeomorphic.  $\square$

Before proceeding, let us introduce an additional notation: when  $x \in \partial\Omega$ ,  $n_H(x) := n(x) - (n(x) \cdot e_d)e_d$  denotes the orthogonal projection of the normal vector to  $\Omega$  on the ‘horizontal space’, spanned by  $e_1, \dots, e_{d-1}$ .

Recall (see [17], Prop. 5.4.14) that the normal vector field  $n$  can be extended from  $\partial\Omega$  to  $\mathbb{R}^d$  as a whole, into a vector field of class  $\mathcal{C}^\infty$  which has unit norm in a neighborhood of  $\partial\Omega$ . In the following, with a small abuse of notations, we still denote by  $n$  (resp.  $n_H$ ) this extended normal vector field (resp. its projection on the horizontal space).

The desired result is the following; see Figure 3 for an illustration.

**Proposition 3.2.** *For every  $k \geq 1$ , there exists a mapping  $\theta \mapsto \xi(\theta)$ , from a neighborhood  $\mathcal{X}$  of 0 in  $X^{k+1}$  into  $X_H^k$  such that, for  $\theta \in \mathcal{X}$ ,  $\Omega_\theta$  and  $\Omega_{\xi(\theta)}$  coincide.*

*In addition,  $\theta \mapsto \xi(\theta)$  is Fréchet differentiable on  $\mathcal{X}$  and the restriction to  $\partial\Omega$  of its derivative at  $\theta = 0$  reads:*

$$(3.12) \quad \forall \theta \in X^{k+1}, \quad \xi'(0)(\theta)|_{\partial\Omega} = \frac{1}{|n_H|^2} (\theta \cdot n) n_H.$$

*Proof.* The proof is decomposed into three steps.

(i): Let us define the Banach spaces

$$\mathcal{F}^k = \left\{ \zeta \in \mathcal{C}^k(\partial\Omega), \quad \zeta = 0 \text{ on } \Gamma_0 \cup \Gamma_D \cup \Gamma_N \right\},$$

and

$$(3.13) \quad Y^k = \left\{ \zeta = \chi \tilde{\zeta}, \quad \tilde{\zeta} \in \mathcal{F}^k \right\}, \text{ equipped with the norm } \|\zeta\|_{Y^k} = \inf \left\{ \|\tilde{\zeta}\|_{\mathcal{C}^k(\partial\Omega)}, \quad \tilde{\zeta} \in \mathcal{F}^k \text{ s.t. } \zeta = \chi \tilde{\zeta} \right\}.$$

Introducing a sufficiently small neighborhood  $\mathcal{X}$  (resp.  $\mathcal{Y}$ ) of 0 in  $X^{k+1}$  (resp. in  $Y^k$ ), let us define:

$$(3.14) \quad \forall \theta \in \mathcal{X}, \quad \forall \zeta \in \mathcal{Y}, \quad \mathcal{G}(\theta, \zeta) = \phi \circ (\text{Id} + \theta)^{-1} \circ (\text{Id} + \zeta n_H) \in \mathcal{C}^k(\partial\Omega).$$

Our first observation is that  $\mathcal{G}$  actually maps  $\mathcal{X} \times \mathcal{Y}$  into  $Y^k$ . Indeed, if  $\theta \in \mathcal{X}$  and  $\zeta \in \mathcal{Y}$ , there exist  $\tilde{\theta} \in \Theta^k$  and  $\tilde{\zeta} \in \mathcal{F}^k$  such that  $\theta = \chi \tilde{\theta}$  and  $\zeta = \chi \tilde{\zeta}$ . Then, for  $x \in \partial\Omega$ , letting  $z = (\text{Id} + \zeta n_H)(x)$ , we first calculate:

$$(3.15) \quad \begin{aligned} (\text{Id} + \theta)^{-1}(z) - z &= (\text{Id} + \theta)^{-1}(z) - (\text{Id} + \theta)^{-1}(z + \theta(z)), \\ &= \chi(z) \int_0^1 \nabla((\text{Id} + \theta)^{-1})(z + t\theta(z)) \tilde{\theta}(z) dt. \end{aligned}$$

Using Taylor’s formula on  $\chi(z)$  in the right-hand side of the above formula yields:

$$\chi(z) = \chi(x) + \chi(x) \tilde{\zeta}(x) \int_0^1 \nabla \chi(x + t\zeta(x) n_H(x)) \cdot n_H(x) dt.$$

It follows that there exists  $r \in \Theta^k$  such that:

$$(\text{Id} + \theta)^{-1} \circ (\text{Id} + \zeta n_H) = \text{Id} + \chi r.$$

Then, for arbitrary  $x \in \partial\Omega$ , we obtain:

$$\begin{aligned} \mathcal{G}(\theta, \zeta)(x) &= (\phi \circ (\text{Id} + \theta)^{-1}(\text{Id} + \zeta n_H))(x) = \phi(x + \chi(x)r(x)) - \phi(x), \\ &= \chi(x) \int_0^1 \nabla \phi(x + t\chi(x)r(x)) \cdot r(x) dt, \end{aligned}$$

which confirms that  $\mathcal{G}(\theta, \zeta) \in Y^k$ .

(ii): Using analogous arguments, it is easily seen that  $\mathcal{G}$  is differentiable; its partial differential at  $(0, 0)$  with respect to the  $\zeta$  variable reads:

$$(3.16) \quad \widehat{\zeta} \in Y^k, \quad d_{\zeta} \mathcal{G}(0, 0)(\widehat{\zeta}) = (\nabla \phi \cdot n_H) \widehat{\zeta} = |n_H|^2 \widehat{\zeta}.$$

Since the partial differential  $d_{\zeta} \mathcal{G}(0, 0)$  defined by (3.16) is invertible from  $Y^k$  into itself, the Implicit Function theorem (see e.g. [18], Chapter I, Theorem 5.9) allows to conclude that, after possibly taking smaller neighborhoods  $\mathcal{X}$  and  $\mathcal{Y}$  of 0 in  $X^{k+1}$  and  $Y^k$  respectively, there exists a mapping  $\mathcal{X} \ni \theta \mapsto \zeta(\theta) \in \mathcal{Y}$  of class  $\mathcal{C}^1$  such that:

$$\forall \theta \in \mathcal{X}, \zeta \in \mathcal{Y}, \quad \mathcal{G}(\theta, \zeta) = 0 \Leftrightarrow \zeta = \zeta(\theta).$$

(iii): At this point, the only remaining operation is to extend the scalar function  $\zeta(\theta) : \partial\Omega \rightarrow \mathbb{R}$  into a vector field defined on  $\mathbb{R}^d$  as a whole. To this end, we denote by  $p_{\partial\Omega}(x)$  the closest point on  $\partial\Omega$  to an arbitrary point  $x \in \mathbb{R}^d$ ; since  $\partial\Omega$  is smooth,  $x \mapsto p_{\partial\Omega}(x)$  is well-defined and smooth on a tubular neighborhood  $\mathcal{V}$  of  $\partial\Omega$ ; see again [17], Prop. 5.4.14. Let also  $\gamma : \mathbb{R}^d \rightarrow \mathbb{R}^d$  be a smooth function such that  $\gamma \equiv 1$  on a smaller neighborhood of  $\partial\Omega$  and  $\gamma \equiv 0$  on  $\mathbb{R}^d \setminus \bar{\mathcal{V}}$ . We now define, for  $\theta \in \mathcal{X}$ ,

$$\xi(\theta) = (\zeta(\theta) \circ p_{\partial\Omega}) \gamma n_H \in X^k.$$

It readily follows from Lemma 3.2 that  $\Omega_{\theta} = \Omega_{\xi(\theta)}$ . Eventually, differentiating the relation  $\mathcal{G}(\theta, \zeta(\theta)) = 0$  with respect to  $\theta$ , then evaluating at  $\theta = 0$ , we obtain the Fréchet derivative of  $\theta \mapsto \zeta(\theta)$  at  $\theta = 0$ :

$$\forall \theta \in X^{k+1}, \quad \zeta'(0)(\theta) = \frac{1}{|n_H|^2} \theta \cdot n,$$

which readily leads to (3.12) and terminates the proof.  $\square$

**Remark 3.3.** Notice that the horizontal deformation  $\xi(\theta)$  supplied by Proposition 3.2, giving rise to the same variation  $\Omega_{\theta}$  of  $\Omega$  than the argument  $\theta$ , has one degree of regularity less than  $\theta$ . This technical point is a side effect of our application of the Implicit Function theorem to the function  $\mathcal{G}$  defined by (3.14) and of the underlying choice (3.13) of functional spaces (see in particular Formula (3.15) where we need one more derivative for  $\theta$ ). We do not know whether this result can be improved.

### 3.2.3. End of the proof of Theorem 3.1.

For  $k \geq 1$ , let  $\theta \mapsto \xi(\theta)$  be the mapping from  $X^{k+1}$  into  $X_H^k$  supplied by Proposition 3.2. Then, as a consequence of definitions, it holds, for  $\theta \in X^{k+1}$  small enough that  $\Omega_{\theta} = \Omega_{\xi(\theta)}$  and thus

$$P(\Omega_{\theta}) = P(\Omega_{\xi(\theta)}).$$

The combination of the chain rule with Proposition 3.1 allows to conclude.

**Remark 3.4.** Formulae (3.6)-(3.7) for the shape derivative of  $J(\Omega)$  can be retrieved in a formal way by using the interesting results in [25, 27], about the differentiation of functions of the form:

$$t \mapsto \int_D (a \circ \Phi_t) b \, dx,$$

where  $a$  and  $b$  are special functions with bounded variations (e.g. characteristic functions), and  $t \mapsto \Phi_t$  is the flow generated by a vector field.

**Remark 3.5.** A careful investigation of the proof of Theorem 3.1 shows that it was not necessary to assume that the final shape  $\Omega \in \mathcal{U}_{ad}$  is of class  $\mathcal{C}^{\infty}$ . Rather a shape of class  $\mathcal{C}^{k+1}$  is enough.

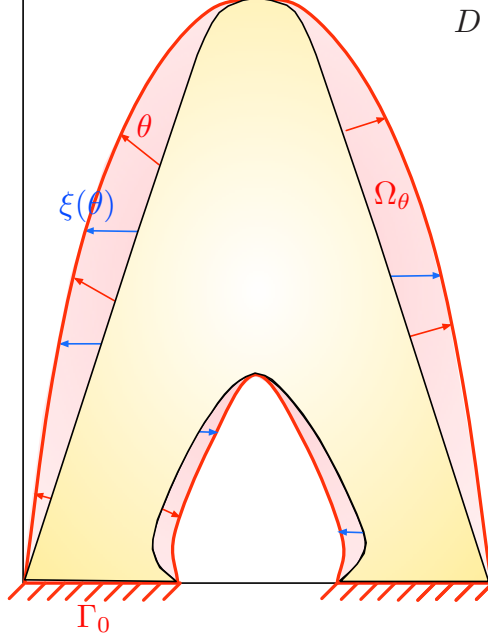


FIGURE 3. Perturbation of a two-dimensional shape  $\Omega$  by a vector field  $\theta \in X^k$ , and by the corresponding horizontal deformation  $\xi(\theta) \in X_H^k$ .

#### 4. PRACTICAL CALCULATION OF THE MECHANICAL CONSTRAINT AND ITS DERIVATIVE

The numerical evaluation of  $P(\Omega)$  and  $P'(\Omega)(\theta)$ , or equivalently  $\mathcal{D}_\Omega$ , by means of Formulae (3.4) and (3.6), (3.7) relies on a discretization of the height interval  $(0, H)$  with a sequence  $0 = h_0 < h_1 < \dots < h_N = H$ . The intuitive, ‘0<sup>th</sup>-order’ method to calculate approximations  $P_N^0$  and  $\mathcal{D}_N^0$  of  $P(\Omega)$  and  $\mathcal{D}_\Omega$  consists in replacing  $c_{\Omega_h}$  and  $u_{\Omega_h}^c$  by piecewise constant quantities on each interval  $I_i := (h_i, h_{i+1})$  before applying (3.4) and (3.7):

$$(4.1) \quad c_{\Omega_h} \approx c_{\Omega_{h_{i+1}}} \quad \text{and} \quad u_{\Omega_h}^c \approx u_{\Omega_{h_{i+1}}}^c \quad \text{on } \Omega_h, \text{ for } h \in I_i = (h_i, h_{i+1}).$$

This procedure is costly since the piecewise constant approximation (4.1) is low-order: so that its accuracy is guaranteed, the subdivision  $\{h_i\}_{i=0, \dots, N}$  of  $(0, H)$  has to be quite fine, which brings about many numerical resolutions of the elasticity system (3.2) for the  $u_{\Omega_{h_i}}^c$ .

The efficiency of the ‘0<sup>th</sup>-order’ method can be improved by constructing a higher-order reconstruction of the mappings  $h \mapsto c_{\Omega_h}$  and  $h \mapsto u_{\Omega_h}^c$  on each interval  $I_i$ . This requires the calculation of the derivatives of these mappings in an adequate sense, which is the main purpose of this section.

##### 4.1. A review of shape differentiation using diffeomorphisms.

This section takes place in a slightly different setting from that of Section 3 where shape derivatives were computed by Hadamard’s method, as described in Section 2, i.e., by differentiating functionals of the type  $\theta \mapsto F(\Omega_\theta)$ . Here, we rather rely on shape variations described by a parameter-dependent diffeomorphism  $t \mapsto T_t$ . This change in point of views will come in handy in Section 4.2 below: it will allow to describe intermediate shapes  $\Omega_{h-t}$  close to  $\Omega_h$  (see (3.1) for the definition of  $\Omega_h$ ) as variations of  $\Omega_h$ , i.e.  $\Omega_{h-t} = T_t(\Omega_h)$ . This paves the way to a ‘natural’ notion of differentiation of quantities such as the compliance  $h \mapsto c_{\Omega_h}$  defined by (3.3) and the elastic behavior  $h \mapsto u_{\Omega_h}^c$  given by (3.2) of the intermediate shapes  $\Omega_h$  with respect to the height parameter.

For the moment, we drop the index  $h$  and we consider a bounded domain  $\Omega$  in  $\mathbb{R}^d$ , which is only assumed to be Lipschitz regular (as is  $\Omega_h$ ). Its boundary reads as the disjoint reunion  $\partial\Omega = \Gamma_0 \cup \Gamma$ , where  $\Gamma_0$  is a non optimizable subset of  $\partial\Omega$  of positive  $(d-1)$ -dimensional Hausdorff measure.

In this context, we denote by  $v_\Omega \in H_{\Gamma_0}^1(\Omega)^d$  the unique solution to the system:

$$\begin{cases} -\operatorname{div}(Ae(v_\Omega)) = g & \text{in } \Omega, \\ Ae(v_\Omega)n = 0 & \text{on } \Gamma, \\ v_\Omega = 0 & \text{on } \Gamma_0, \end{cases}$$

where  $g$  is a given function in  $H^1(\mathbb{R}^d)^d$ . As announced above, variations of  $\Omega$  are performed by means of a mapping  $t \mapsto T_t$ , defined on the interval  $(-t_0, t_0)$  for some  $t_0 > 0$ , which satisfies the properties:

$$(4.2) \quad \text{For any } t \in (-t_0, t_0), \quad T_t \text{ is a diffeomorphism of } \mathbb{R}^d \text{ such that } T_t(\Gamma_0) = \Gamma_0.$$

$$(4.3) \quad \begin{aligned} &\text{For any } t \in (-t_0, t_0), \quad (T_t - \operatorname{Id}) \in W^{1,\infty}(\mathbb{R}^d, \mathbb{R}^d), \text{ and} \\ &\text{the mapping } t \mapsto (T_t - \operatorname{Id}) \text{ is of class } \mathcal{C}^1 \text{ from } (-t_0, t_0) \text{ into } W^{1,\infty}(\mathbb{R}^d, \mathbb{R}^d). \end{aligned}$$

We define  $V(x) := \frac{dT_t(x)}{dt}|_{t=0} \in W^{1,\infty}(\mathbb{R}^d, \mathbb{R}^d)$ .

We now calculate the Eulerian and Lagrangian derivatives of the mapping  $\Omega \mapsto v_\Omega$ , with respect to variations of  $\Omega$  driven by  $T_t$ . Although the involved arguments are quite classical (see e.g. [2, 23]), the (tedious) proof of these formulae is not so easily found in the literature in the context of the linearized elasticity system. For the sake of convenience, we recall the main steps in the Appendix.

**Proposition 4.1.** *Let  $t \mapsto T_t$  be a mapping satisfying (4.2) and (4.3). Then,*

- (i) *The mapping  $\Omega \mapsto v_\Omega$  has a material derivative in the sense that the transported function  $t \mapsto \bar{v}_t := v_{T_t(\Omega)} \circ T_t$ , from  $(-t_0, t_0)$  into  $H_{\Gamma_0}^1(\Omega)^d$  is Fréchet differentiable at  $t = 0$ ; its derivative  $v_\Omega^\circ$  satisfies:*

$$(4.4) \quad \begin{cases} -\operatorname{div}(Ae(v_\Omega^\circ)) = \operatorname{div}(g \otimes V + (\operatorname{div} V)Ae(v_\Omega) - AC(v_\Omega, V) - Ae(v_\Omega)\nabla V^T) & \text{in } \Omega, \\ Ae(v_\Omega^\circ)n = -(\operatorname{div} V)Ae(v_\Omega)n + AC(v_\Omega, V)n + Ae(v_\Omega)\nabla V^T n & \text{on } \Gamma, \\ v_\Omega^\circ = 0 & \text{on } \Gamma_0, \end{cases}$$

where we have used the shorthand:

$$(4.5) \quad C(v, V) = \frac{1}{2}(\nabla v \nabla V + \nabla V^T \nabla v^T).$$

- (ii) *Assuming that  $\nabla v_\Omega V \in H_{\Gamma_0}^1(\Omega)^d$ , the mapping  $\Omega \mapsto v_\Omega$  has a Eulerian derivative  $v_\Omega' := v_\Omega^\circ - \nabla v_\Omega V$  in  $H_{\Gamma_0}^1(\Omega)^d$ , where  $v_\Omega'$  is the solution to the system:*

$$(4.6) \quad \begin{cases} -\operatorname{div}(Ae(v_\Omega')) = 0 & \text{in } \Omega, \\ Ae(v_\Omega')n = -\frac{\partial}{\partial n}((Ae(v_\Omega)n)(V \cdot n) + Ae(v_\Omega)(\nabla_\Gamma(V \cdot n))) & \text{on } \Gamma, \\ v_\Omega' = 0 & \text{on } \Gamma_0, \end{cases}$$

with  $\nabla_\Gamma \zeta = \nabla \zeta - (\nabla \zeta \cdot n)n$ , the tangential gradient of a (smooth enough) function  $\zeta : \Gamma \rightarrow \mathbb{R}$ .

**Remark 4.1.** *A word about notations. For (smooth) vector fields  $v, w : \mathbb{R}^d \rightarrow \mathbb{R}^d$ , we denote by  $\nabla v$  the  $d \times d$  Jacobian matrix of  $v$ , that is, the matrix with entries:  $(\nabla v)_{ij} = \frac{\partial v_i}{\partial x_j}$ ,  $i, j = 1, \dots, d$ . Accordingly,  $\nabla vw$  is the vector field with components  $(\nabla vw)_i = (w \cdot \nabla)v_i := \sum_{j=1}^d \frac{\partial v_i}{\partial x_j} w_j$ .*

As an easy consequence, we obtain the following result about the shape differentiation of the compliance

$$c_\Omega = \int_\Omega g \cdot v_\Omega \, dx = \int_\Omega Ae(v_\Omega) : e(v_\Omega) \, dx.$$

**Corollary 4.1.** *Let  $t \mapsto T_t$  be a mapping satisfying (4.2) and (4.3). Then,  $t \mapsto c_{T_t(\Omega)}$  is differentiable at  $t = 0$ , and its derivative reads:*

$$(4.7) \quad \left. \frac{d}{dt}(c_{T_t(\Omega)}) \right|_{t=0} = \int_\Gamma (2g \cdot v_\Omega - Ae(v_\Omega) : e(v_\Omega)) V \cdot n \, ds.$$

#### 4.2. Using shape variations to identify close layers.

In this section, we consider a fixed shape  $\Omega \in \mathcal{U}_{ad}$ , and a height  $h \in (0, H)$  satisfying:

$$(4.8) \quad \text{for any } x \in \ell_h, \text{ the normal vector } n(x) \text{ is not parallel to } e_d.$$

Our purpose is to show that, for  $t > 0$  small enough, the intermediate structures  $\Omega_h$  and  $\Omega_{h-t}$  can be expressed in terms of one another via a shape variation of the form (4.2), (4.3), namely that there exists a diffeomorphism  $T_t$  of  $\mathbb{R}^d$  such that  $T_t(\Omega_h) = \Omega_{h-t}$  (see Figure 4). Then we shall use the material in Section 4.1 to differentiate the mappings  $h \mapsto c_{\Omega_h}$  and  $h \mapsto u_{\Omega_h}^c$ ; see Section 4.3 below.

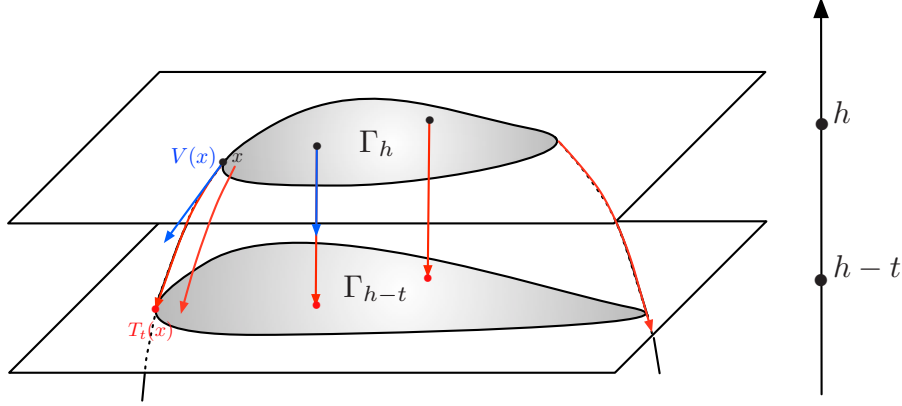


FIGURE 4. Example of one diffeomorphism  $T_t$  of  $\mathbb{R}^d$  mapping  $\Omega_h$  onto  $\Omega_{h-t}$ .

**Lemma 4.1.** *Under the assumption (4.8), there exist  $t_0 > 0$  and a mapping  $(-t_0, t_0) \ni t \mapsto T_t$  satisfying (4.2) and (4.3), as well as the additional property:*

$$(4.9) \quad \text{For } t \in (-t_0, t_0), \text{ } T_t \text{ is a diffeomorphism from } \Omega_h \text{ onto } \Omega_{h-t}.$$

For any such mapping, let  $V \in W^{1,\infty}(\mathbb{R}^d, \mathbb{R}^d)$  be defined by  $V(x) = \frac{dT_t(x)}{dt} \Big|_{t=0}$ . Then,

- (i) For any point  $x \in \Gamma_h^u$ ,  $V(x) \cdot e_d = -1$ .
- (ii) For any point  $x \in \Gamma_0 \cup \Gamma_h^l$ ,  $V(x) \cdot n(x) = 0$ .

*Proof.* First observe that, under the hypothesis (4.8), the existence of a mapping  $t \mapsto T_t$  satisfying (4.2), (4.3) and (4.9) follows from elementary considerations of differential geometry. Indeed, since (4.8) holds, there exist  $t_0 > 0$  and a smooth diffeomorphism  $\tau$  of  $\mathbb{R}^d$  which maps the slice  $\mathcal{K} := \{x \in \Omega, h - t_0 < x_d < h + t_0\}$  onto the straight cylinder  $\Gamma_h^u \times (h - t_0, h + t_0) \subset \mathbb{R}^{d-1} \times \mathbb{R}$  in such a way that:

$$\forall x = (x_1, \dots, x_d) \in \mathbb{R}^d, \quad \pi_d(\tau(x)) = x_d,$$

where  $\pi_d : \mathbb{R}^{d-1} \times \mathbb{R} \rightarrow \mathbb{R}$  is the standard projection onto the last coordinate:  $\pi_d(y, s) = s$  for  $y \in \mathbb{R}^{d-1}$  and  $y \in \mathbb{R}$ ; see Figure 5. Let us now introduce a smooth function  $l : (-t_0, t_0) \times \mathbb{R} \rightarrow \mathbb{R}$  such that:

- For every  $t \in (-t_0, t_0)$ ,  $l(t, \cdot) : \mathbb{R} \rightarrow \mathbb{R}$  is a strictly increasing, one-to-one function.
- For  $t \in (-t_0, t_0)$ ,  $l(t, s) = s$  for all  $s \in (-\infty, h - t_0] \cup [h + t_0, +\infty)$ , and  $l(t, h) = h - t$ .

We finally define:

$$\forall (y, s) \in \mathbb{R}^{d-1} \times \mathbb{R}, \quad L_t(y, s) = (y, l(t, s)).$$

Then the mapping  $T_t = \tau^{-1} \circ L_t \circ \tau$  has the desired properties (4.2), (4.3) and (4.9).

We now turn to the proof of (i). Let  $x_0 \in \Gamma_h^u$  be given, and let  $\varepsilon > 0$  be so small that the ball  $B_\varepsilon(x_0)$  with center  $x_0$  and radius  $\varepsilon$  is compactly contained in  $\Omega$ . Let  $\psi$  be an arbitrary function of class  $\mathcal{C}^\infty$  with compact support in  $B_\varepsilon(x_0)$ . On the one hand, a change of variables produces:

$$p(t) := \int_{\Omega_{h-t}} \psi(x) dx = \int_{\Omega_h} |\det \nabla T_t| \psi \circ T_t dx,$$

whence, differentiating at  $t = 0$  and using Green's formula:

$$(4.10) \quad p'(0) = \int_{\Omega_h} ((\operatorname{div} V)\psi + \nabla \psi \cdot V) dx = \int_{\Gamma_h^u \cap B_\varepsilon(x_0)} \psi V \cdot e_d ds.$$

On the other hand, since  $\psi$  has compact support in  $B_\varepsilon(x_0)$ , one may alternatively perform the change of variables:

$$p(t) = \int_{\Omega_h} |\det \nabla \tilde{T}_t| \psi \circ \tilde{T}_t dx,$$

where  $\tilde{T}_t$  is the diffeomorphism of  $\mathbb{R}^d$  defined by  $\tilde{T}_t(x) = (x_1, x_2, \dots, x_{d-1}, x_d - t)$ . Hence,

$$(4.11) \quad p'(0) = \int_{\Gamma_h^u \cap B_\varepsilon(x_0)} \psi \tilde{V} \cdot e_d ds,$$

where  $\tilde{V}(x) = \frac{d\tilde{T}_t(x)}{dt} \Big|_{t=0} = -1$ . Since both expressions (4.10) and (4.11) hold for arbitrary  $\psi \in \mathcal{C}_c^\infty(B_\varepsilon(x_0))$ , one infers in particular that  $V(x) \cdot e_d = -1$ , which is the desired result.

The proof of (ii) relies on similar arguments. For a given point  $x_0 \in \Gamma_h^l \cup \Gamma_0$ , take  $\varepsilon > 0$  small enough so that the ball  $B_\varepsilon(x_0)$  is compactly contained in the half-space  $\{x \in \mathbb{R}^d, x_d < h\}$ . Let also  $\psi$  be an arbitrary function of class  $\mathcal{C}^\infty$  with compact support in  $B_\varepsilon(x_0)$ . On the one hand, one has, for  $t > 0$  small enough:

$$(4.12) \quad q(t) := \int_{\Omega_{h-t}} \psi(x) dx = \int_{\Omega_h} \psi(x) dx,$$

and so  $q'(0) = 0$ . On the other hand, using the same change of variables as that leading to (4.10), we obtain:

$$(4.13) \quad q'(0) = \int_{\Gamma_h^l \cup \Gamma_0} \psi V \cdot n ds.$$

Since both expressions (4.12) and (4.13) hold for arbitrary  $\psi$ , it follows that  $(V \cdot n)(x_0) = 0$ , and the desired conclusion follows.  $\square$

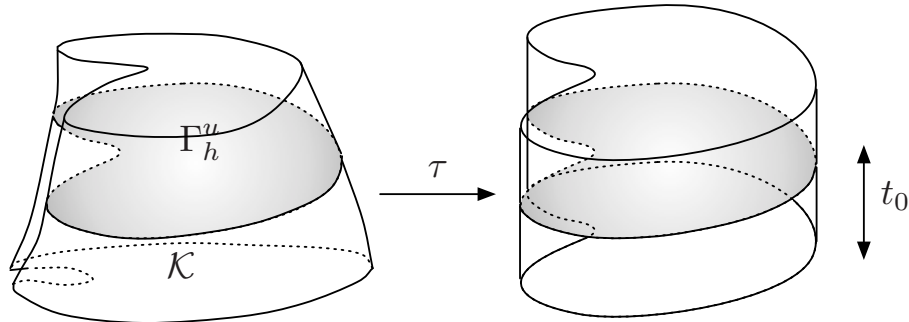


FIGURE 5. Illustration of one diffeomorphism  $\tau$  of  $\mathbb{R}^d$  used in the construction of  $T_t$  in the proof of Lemma 4.1.

#### 4.3. Derivatives of the mappings $h \mapsto c_{\Omega_h}$ and $h \mapsto u_{\Omega_h}^c$ .

Our first result is concerned with the derivative of the compliance  $h \mapsto c_{\Omega_h}$  defined by (3.3). The key observation is that, for  $t > 0$  small enough,  $c_{\Omega_{h-t}} = c_{T_t(\Omega_h)}$ , for any mapping  $t \mapsto T_t$  furnished by Lemma 4.1. Therefore, combining Corollary 4.1 with Lemma 4.1 straightforwardly yields:

**Proposition 4.2.** *Let  $\Omega \in \mathcal{U}_{ad}$ , and  $h \in (0, H)$  be such that (4.8) holds; then the mapping  $h \mapsto c_{\Omega_h}$  is differentiable at  $h$  and:*

$$(4.14) \quad \left. \frac{d}{dh}(c_{\Omega_h}) \right|_h = \int_{\Gamma_h^u} (2g \cdot u_{\Omega_h}^c - Ae(u_{\Omega_h}^c) : e(u_{\Omega_h}^c)) ds.$$

Let us now turn to giving a suitable meaning to the derivative of  $h \mapsto u_{\Omega_h}^c$ . Roughly speaking, this derivative is defined as the Eulerian derivative (in the sense of Proposition 4.1) of  $t \mapsto u_{T_t(\Omega_h)}^c$ , associated to any diffeomorphism  $t \mapsto T_t$  mapping  $\Omega_h$  onto  $\Omega_{h-t}$ .

To make these considerations precise, let us summarize the results from Sections 4.1 and 4.2:

- There exist  $t_0 > 0$  and a mapping  $(-t_0, t_0) \ni t \mapsto T_t$  satisfying the properties:

- (i) For  $t \in (-t_0, t_0)$ ,  $T_t$  is a diffeomorphism of  $\mathbb{R}^d$ , mapping  $\Omega_h$  onto  $\Omega_{h-t}$  such that  $T_t(\Gamma_0) = \Gamma_0$ ,
- (ii) The mapping  $(-t_0, t_0) \ni t \mapsto (T_t - \text{Id}) \in W^{1,\infty}(\mathbb{R}^d, \mathbb{R}^d)$  is of class  $\mathcal{C}^1$  and we define

$$V(x) := \left. \frac{dT_t(x)}{dt} \right|_{t=0} \in W^{1,\infty}(\mathbb{R}^d, \mathbb{R}^d).$$

- The mapping  $t \mapsto u_{\Omega_{h-t}}^c \circ T_t$  is differentiable from  $(-t_0, t_0)$  into  $H_{\Gamma_0}^1(\Omega_h)^d$ . Its derivative  $Y_{\Omega_h}$  at  $t = 0$  may be interpreted as the *Lagrangian derivative* of  $h \mapsto u_{\Omega_h}^c$ .
- The function  $U_{\Omega_h} := Y_{\Omega_h} - \nabla u_{\Omega_h}^c V$  is the solution in  $H_{\Gamma_0}^1(\Omega_h)^d$  to the system:

$$(4.16) \quad \begin{cases} -\text{div}(Ae(U_{\Omega_h})) = 0 & \text{in } \Omega_h, \\ U_{\Omega_h} = 0 & \text{on } \Gamma_0, \\ Ae(U_{\Omega_h})n = 0 & \text{on } \Gamma_h^l, \\ Ae(U_{\Omega_h})n = \frac{\partial}{\partial n} (Ae(u_{\Omega_h}^c)n) & \text{on } \Gamma_h^u. \end{cases}$$

It is natural to refer to  $U_{\Omega_h}$  as the *Eulerian derivative* of the mapping  $h \mapsto u_{\Omega_h}^c$ .

As is clear from (4.16) (and as expected),  $U_{\Omega_h}$  is independent of the diffeomorphism  $t \mapsto T_t$  used in its construction, as long as  $T_t$  satisfies the intuitive properties (4.15). In particular,  $U_{\Omega_h}$  does not depend on  $V$  since  $V(x) \cdot e_d = -1$  for a.e.  $x \in \Gamma_h^u$ .

**Remark 4.2.** *Notice that, from a formal point of view, the Eulerian derivative  $U_{\Omega_h}$  is the derivative of  $t \mapsto u_{\Omega_{h-t}}^c$  at  $t = 0$ , and not that of  $t \mapsto u_{\Omega_{h+t}}^c$ ; the reason for this seemingly unintuitive convention will find proper justification in Section 4.4 (see Formula (4.18)).*

#### 4.4. Practical algorithm.

The considerations of Section 4.3 suggest the following procedure for calculating first-order approximations  $P_N^1$  and  $\mathcal{D}_N^1$  of  $P(\Omega)$  and  $\mathcal{D}_\Omega$  respectively. This allows for an accurate and computationally efficient calculation of these quantities, using a coarser subdivision  $\{h_i\}_{i=1,\dots,N}$  of  $(0, H)$  than in the calculation of the 0<sup>th</sup>-order approximate values  $P_N^0$  and  $\mathcal{D}_N^0$ , defined by (4.1).

- (1) For  $i = 0, \dots, N$  calculate the compliances  $c_{\Omega_{h_i}}$  as (3.3) and the displacements  $u_{\Omega_{h_i}}^c$  by solving (3.2).
- (2) For  $i = 0, \dots, N$ , calculate the derivative  $\left. \frac{d}{dh}(c_{\Omega_h}) \right|_{h=h_i}$  of the compliance by using Proposition 4.2.
- (3) For  $i = 1, \dots, N$ , calculate the Eulerian derivative  $U_{\Omega_{h_i}}$  at  $h_i$  by using (4.16).
- (4) On each interval  $I_i = (h_i, h_{i+1})$ ,  $i = 0, \dots, N-1$ , the compliance  $c_{\Omega_h}$  is approximated by a cubic spline  $\tilde{c}_i(h)$  which is uniquely determined by the data:

$$(4.17) \quad \tilde{c}_i(h_i) = c_{\Omega_{h_i}}, \quad \tilde{c}_i(h_{i+1}) = c_{\Omega_{h_{i+1}}}, \quad \tilde{c}_i'(h_i) = \left. \frac{d}{dh}(c_{\Omega_h}) \right|_{h_i}, \quad \text{and} \quad \tilde{c}_i'(h_{i+1}) = \left. \frac{d}{dh}(c_{\Omega_h}) \right|_{h_{i+1}}.$$

(5) For  $i = 0, \dots, N - 1$  and  $h \in I_i = (h_i, h_{i+1})$ ,  $u_{\Omega_h}^c$  is approximated by  $\widetilde{u}_h$  defined by:

$$(4.18) \quad \widetilde{u}_h(x) = u_{\Omega_{h_{i+1}}}^c(x) + (h_{i+1} - h) U_{\Omega_{h_{i+1}}}(x), \text{ a.e. } x \in \Omega_h;$$

notice that the above relation does make sense for  $x \in \Omega_h$  regardless of the height  $h \in (h_i, h_{i+1})$  since  $u_{\Omega_{h_{i+1}}}^c$  and  $U_{\Omega_{h_{i+1}}}$  are well-defined on  $\Omega_h \subset \Omega_{h_{i+1}}$  (see Remark 4.2).

## 5. NUMERICAL ILLUSTRATIONS

Let us consider the 2d MBB Beam test case: the shapes  $\Omega$  are contained in a rectangular domain  $D$  of size  $6 \times 1$ . Due to symmetry, only half of  $D$  is meshed by  $300 \times 100$   $\mathbb{Q}_1$  elements. In the context of their final utilization (described by the system (2.1)), the horizontal displacement of shapes is fixed on a small part of their lower-left side and both horizontal and vertical displacements are fixed on a small part of its lower-right side, and a unit vertical load  $f = (0, -1)$  is applied at the middle of their upper side. When it comes to their construction (modelled by (3.2)), shapes are built vertically from bottom to top, so that  $\Gamma_0$  coincides with the lower side of  $D$ . The function  $j : \mathbb{R} \rightarrow \mathbb{R}$  used in the definition (3.4) of  $P(\Omega)$  is simply the identity:  $j(s) = s$ . The design  $\Omega_0$  on Figure 6 (top) is used for the numerical validation of our methods in Section 5.1 and it is the initial guess for the shape optimization of Section 5.2.

### 5.1. Validation of the approximations of Section 4.

At first, we calculate the functional  $P(\Omega)$  and its shape derivative  $\mathcal{D}_\Omega$  in the particular case where  $\Omega = \Omega_0$ , by using a uniform subdivision of  $(0, H)$  made of 100 layers and the 0<sup>th</sup>-order approximation scheme, i.e. we evaluate  $P_{100}^0$  and  $\mathcal{D}_{100}^0$ , which serve as reference values for the comparisons in this section. We then calculate the 0<sup>th</sup>- and 1<sup>st</sup>-order approximations  $P_N^i$  and  $\mathcal{D}_N^i$ ,  $i = 0$  and 1, associated to several subdivisions of  $(0, H)$  made of  $N$  intervals with equal length. We are interested in the behavior of the relative errors:

$$\text{err}(P, N, i) = \frac{|P_N^i - P_{100}^0|}{P_{100}^0} \quad \text{and} \quad \text{err}(\mathcal{D}, N, i) = \frac{\|\mathcal{D}_N^i - \mathcal{D}_{100}^0\|_{L^2(\partial\Omega \setminus \overline{\Gamma_0})}}{\|\mathcal{D}_{100}^0\|_{L^2(\partial\Omega \setminus \overline{\Gamma_0})}}.$$

The results are displayed on Figure 6 (bottom): while the 1<sup>st</sup>-order approximation method does not bring a lot of improvement when it comes to evaluating the constraint functional  $P(\Omega)$ , it allows for a substantial gain (i.e. a faster convergence with respect to the number  $N$  of subdivisions) in the evaluation of its derivative.

### 5.2. A numerical example.

Recalling that  $J(\Omega)$  is the compliance, defined by (2.2), we now turn to the shape optimization problem:

$$(5.1) \quad \min_{\Omega \in \mathcal{U}_{ad}} J(\Omega) \quad \text{such that} \quad \text{Vol}(\Omega) \leq 0.2 \text{Vol}(D).$$

We first solve (5.1), starting from the initial design  $\Omega_0$ , by using an SLP-type algorithm in the spirit of that presented in [11], and the level set method on a fixed Cartesian mesh when it comes to tracking the deformation of shapes [5]. The optimized design  $\Omega^*$  is shown in Figure 7; in particular, several overhanging parts appear in  $\Omega^*$ .

We now add our mechanical constraint  $P(\Omega)$  to this problem, and solve:

$$(5.2) \quad \min_{\Omega \in \mathcal{U}_{ad}} J(\Omega) \quad \text{such that} \quad \begin{cases} \text{Vol}(\Omega) \leq 0.2 \text{Vol}(D), \\ P(\Omega) \leq 0.5 P(\Omega^*). \end{cases}$$

The resulting optimized shapes, obtained by using 0<sup>th</sup>- and 1<sup>st</sup>-order approximations of  $P(\Omega)$  and  $\mathcal{D}_\Omega$  with different (uniform) subdivisions of  $(0, H)$  are represented on Figure 8. The computational effort is significantly different: about 237 h. are needed when the 0<sup>th</sup>-order approximation process is used with  $N = 100$  layers, whereas the total calculation takes ‘only’ 82 h. when using 1<sup>st</sup>-order approximations and  $N = 25$  layers. The values of the corresponding quantities of interest are collected in Table 1.

As is clear from the above computational times, the implementation of our algorithm has not been optimized at all. The reasons for such large CPU times are obvious, as are the possible remedies in a near future. Indeed, the optimization algorithm and the Finite Element analyses for the mechanical systems (2.1) and (3.2) are carried out in different softwares: we re-use a previous Scilab script [8] for the optimization algorithm, while we rely on FreeFem++ [16] for the mechanical analyses. Then, the communications between



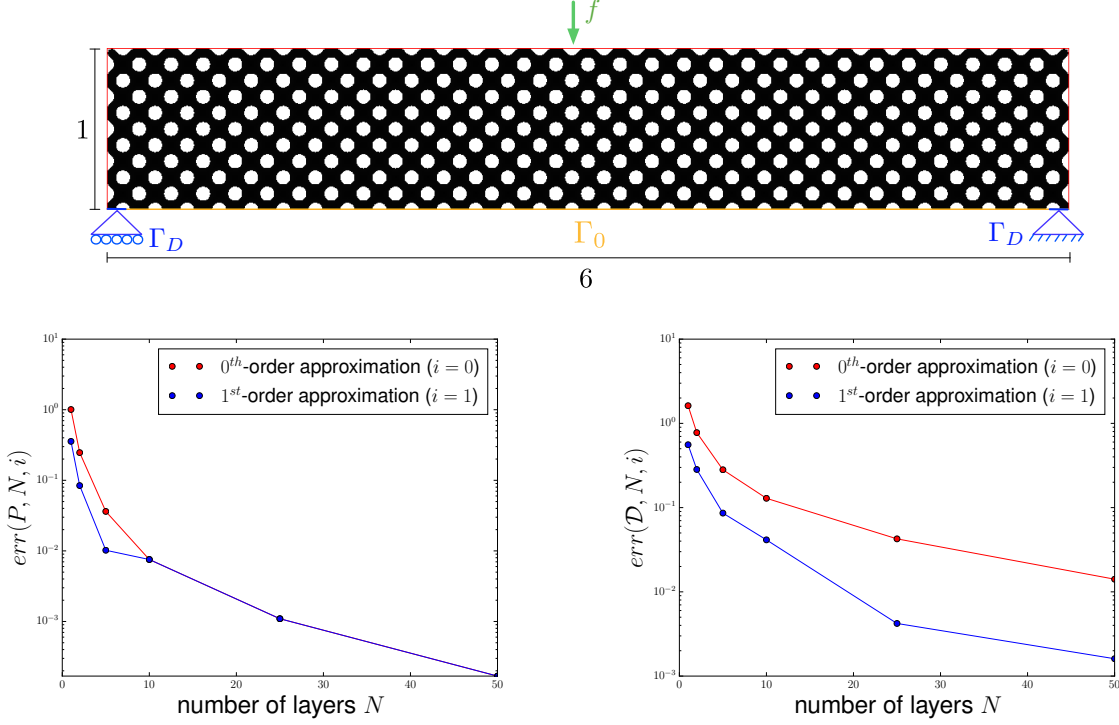


FIGURE 6. (Top) Setting of the validation experiment and initial shape  $\Omega_0$ ; (bottom) relative errors of the 0<sup>th</sup>- and 1<sup>st</sup>-order approximations of  $P(\Omega_0)$  and its derivative  $\mathcal{D}_{\Omega_0}$ .

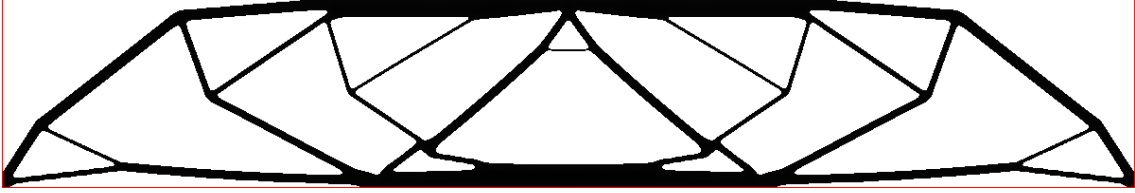


FIGURE 7. Optimized design  $\Omega^*$  for the shape optimization problem (5.1).

these two softwares is done through file exchanges, a notorious source of unefficiency. Also, we did not investigate the straightforward parallelization of the Finite Element resolutions of all the linear elasticity systems (3.2) posed on the intermediate structures  $\Omega_h$  associated to a common shape  $\Omega$  which are independent one from another. Our point in giving these CPU data is only to emphasize the improvement in computational efficiency allowed by the use of the 1<sup>st</sup>-order method instead of the 0<sup>th</sup>-order one.

Notice that, on the optimized designs of Figure 8, several overhangs placed at the lower part of the optimal shape  $\Omega^*$  without manufacturing constraint have vanished. Still, a few overhangs remain in the superior regions of the optimized shapes of Figure 8; this may be explained in two ways:

- The definition (3.4) of our mechanical constraint  $P(\Omega)$  focuses on the performance (in terms of the self-weight (3.3)) of the lower intermediate shapes; indeed, high values of the self-weight  $c_{\Omega_{h_0}}$  of an intermediate structure  $\Omega_{h_0}$  generally cause high values of the self-weights  $c_{\Omega_h}$  of some of the upper intermediate structures  $\Omega_h$ ,  $h > h_0$ , whereas the converse does not hold.
- The constraint  $P(\Omega)$  has been devised under the simplifying assumption that each layer of material is assembled at once, and does not bring into play the stages where these layers are themselves under construction. Hence, completely flat parts such as those observed in the designs of Figure 8 are not so ‘bad’ in terms of  $P(\Omega)$  as long as they are anchored to the lower structure.

We refer to the companion article [3] for further discussions about the practical use of the mechanical constraint  $P(\Omega)$ , and variations of it, built upon the same philosophy.

It is also remarkable that the value of the objective function is lower for the constrained problem, meaning that the constraint has the (surprising) effect of driving the algorithm in a lower local minimum (this may be due to the larger number of iterations in the latter case).

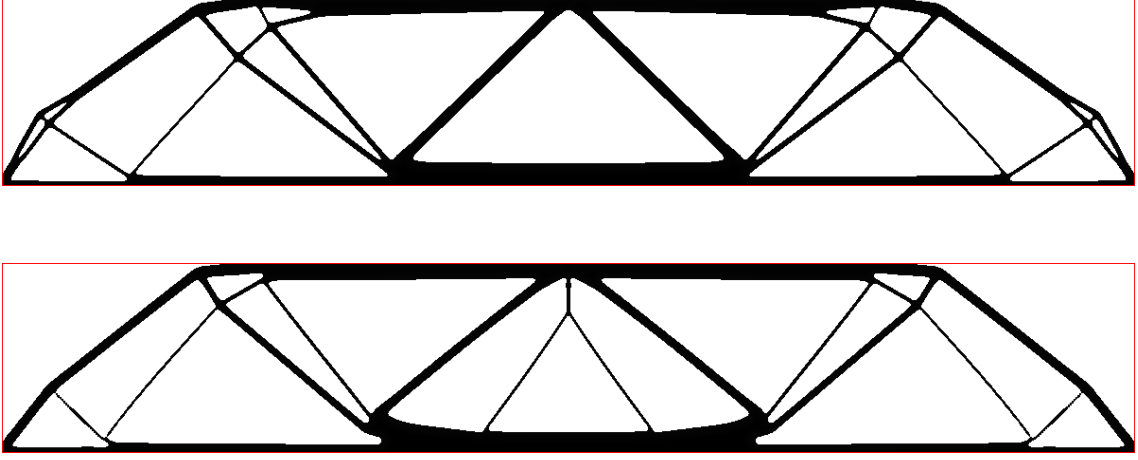


FIGURE 8. *Optimized shapes for (5.2) using the respective approximations for  $P(\Omega)$  and  $\mathcal{D}_\Omega$ : (up)  $P_{100}^0$  and  $\mathcal{D}_{100}^0$ ; (down)  $P_{25}^1$  and  $\mathcal{D}_{25}^1$ .*

Shape $\Omega$	$J(\Omega)$	$\text{Vol}(\Omega)$	$P(\Omega)$	Iterations	Evaluations
Figure 7	104.165	0.600	0.730	25	38
Figure 8 (up)	98.484	0.599	0.343	127	143
Figure 8 (down)	99.313	0.600	0.343	187	206

TABLE 1. *Values of the shape functionals and iteration numbers*

**Acknowledgements.** We thank Rafael Estevez for fruitful discussions during the course of this research. G. A. is a member of the DEFI project at INRIA Saclay Ile-de-France.

#### APPENDIX A. PROOF OF PROPOSITION 4.1

*Proof of (i):* We compute the material or Lagrangian derivative, starting from the variational formulation for  $v_{T_t(\Omega)}$ :

$$\forall w \in H_{\Gamma_0}^1(T_t(\Omega))^d, \quad \int_{T_t(\Omega)} Ae(v_{T_t(\Omega)}) : e(w) \, dx = \int_{T_t(\Omega)} g \cdot w \, dx,$$

which yields, after the usual change of variables, for an arbitrary test function  $w \in H_{\Gamma_0}^1(T_t(\Omega))^d$ :

$$(A.1) \quad \int_{\Omega} |\det \nabla T_t| (Ae(v_{T_t(\Omega)}) \circ T_t) : (e(w) \circ T_t) \, dx = \int_{\Omega} |\det \nabla T_t| (g \circ T_t) \cdot (w \circ T_t) \, dx.$$

Now, relying on the identities, for any  $w \in H_{\Gamma_0}^1(T_t(\Omega))^d$ ,

$$(\nabla w) \circ T_t = \nabla(w \circ T_t) \nabla T_t^{-1}, \quad e(w) \circ T_t = \frac{1}{2} (\nabla(w \circ T_t) \nabla T_t^{-1} + \nabla T_t^{-T} \nabla(w \circ T_t)^T),$$

and using test functions of the form  $w \circ T_t^{-1}$ ,  $w \in H_{\Gamma_0}^1(\Omega)^d$  in (A.1), we obtain the following variational formulation for  $\bar{v}_t$ :

$$\forall w \in H_{\Gamma_0}^1(\Omega)^d, \int_{\Omega} |\det \nabla T_t| A \left( \frac{1}{2} (\nabla \bar{v}_t \nabla T_t^{-1} + \nabla T_t^{-T} \nabla \bar{v}_t^T) \right) : \left( \frac{1}{2} (\nabla w \nabla T_t^{-1} + \nabla T_t^{-T} \nabla w^T) \right) dx = \int_{\Omega} |\det \nabla T_t| (g \circ T_t) \cdot w dx.$$

At this point, a classical argument using the Implicit Function theorem (see e.g. [17, 22]) reveals that the mapping  $t \mapsto \bar{v}_t$  is differentiable, from  $(-t_0, t_0)$  into  $H_{\Gamma_0}^1(\Omega)^d$  (up to decreasing the value of  $t_0$ ). Its derivative  $v_\Omega^\circ$  at  $t = 0$  is the solution to the following variational problem:

$$(A.2) \quad \forall w \in H_{\Gamma_0}^1(\Omega)^d, \int_{\Omega} Ae(v_\Omega^\circ) : e(w) dx = \int_{\Omega} ((\operatorname{div} V)g \cdot w + \nabla g V \cdot w) dx - \int_{\Omega} (\operatorname{div} V) Ae(v_\Omega) : e(w) dx + \int_{\Omega} (AC(v_\Omega, V) : e(w) + AC(w, V) : e(v_\Omega)) dx,$$

where  $C(v, V)$  is defined by (4.5), as follows from a straightforward (yet tedious) calculation. The expression (A.2) can be rearranged owing to the following identities, valid for  $w \in H_{\Gamma_0}^1(\Omega)^d$ ,  $g \in H^1(\mathbb{R}^d)^d$ ,  $V \in W^{1,\infty}(\mathbb{R}^d, \mathbb{R}^d)$ , and  $\sigma \in L^2(\Omega)^{d \times d}$ :

$$(\operatorname{div} V)g + \nabla g V = \operatorname{div}(g \otimes V), \text{ and } \sigma : C(w, V) = \frac{1}{2}(\sigma \nabla V + \sigma^T \nabla V^T) : \nabla w.$$

It follows from (A.2) that:

$$\forall w \in H_{\Gamma_0}^1(\Omega)^d, \int_{\Omega} Ae(v_\Omega^\circ) : e(w) dx = \int_{\Omega} \operatorname{div}(g \otimes V) \cdot w dx - \int_{\Omega} (\operatorname{div} V) Ae(v_\Omega) : e(w) dx + \int_{\Omega} (AC(v_\Omega, V) : e(w) + (Ae(v_\Omega) \nabla V^T) : \nabla w) dx.$$

Eventually, integrating by parts, we end up with the classical formulation (4.4) for the problem characterizing the material derivative  $v_\Omega^\circ \in H_{\Gamma_0}^1(\Omega)^d$ .

*Proof of (ii):* We now consider the Eulerian derivative  $v_\Omega'$  of  $v_\Omega$ , defined from  $v_\Omega^\circ$  via the formula:

$$v_\Omega' = v_\Omega^\circ - \nabla v_\Omega V.$$

Using (4.4),  $v_\Omega' \in H_{\Gamma_0}^1(\Omega)^d$  is characterized as the solution to the following problem:

$$(A.3) \quad \begin{cases} -\operatorname{div}(Ae(v_\Omega')) = \operatorname{div}(g \otimes V + Ae(\nabla v_\Omega V) + (\operatorname{div} V)Ae(v_\Omega) - AC(v_\Omega, V) - Ae(v_\Omega) \nabla V^T) & \text{in } \Omega, \\ Ae(v_\Omega') n = -Ae(\nabla v_\Omega V) n - (\operatorname{div} V)Ae(v_\Omega) n + AC(v_\Omega, V) n + Ae(v_\Omega) \nabla V^T n & \text{on } \Gamma, \\ v_\Omega' = 0 & \text{on } \Gamma_D. \end{cases}$$

We now simplify (A.3). For  $w \in H_{\Gamma_0}^1(\Omega)^d$  and  $V \in W^{1,\infty}(\mathbb{R}^d, \mathbb{R}^d)$ , the  $d \times d$  matrix  $\nabla(\nabla w V)$  has entries:

$$(\nabla(\nabla w V))_{ij} = \sum_{k=1}^d \frac{\partial^2 w_i}{\partial x_j \partial x_k} V_k + (\nabla w \nabla V)_{ij}, \quad i, j = 1, \dots, d,$$

which produces:

$$(A.4) \quad Ae(\nabla w V)_{ij} = \sum_{k=1}^d \frac{\partial}{\partial x_k} (Ae(w)_{ij}) V_k + (AC(w, V))_{ij}.$$

Likewise, simple calculations yield:

$$(A.5) \quad -(\operatorname{div}(Ae(w)) \otimes V)_{ij} = - \sum_{k=1}^d \frac{\partial}{\partial x_k} (Ae(w)_{ik}) V_j,$$

$$(A.6) \quad (Ae(w)\nabla V^T)_{ij} = \sum_{k=1}^d Ae(w)_{ik} \frac{\partial V_j}{\partial x_k},$$

and eventually:

$$(A.7) \quad (\operatorname{div} V)Ae(w)_{ij} = \left( \sum_{k=1}^d \frac{\partial V_k}{\partial x_k} \right) Ae(w)_{ij}.$$

Inserting (A.4), (A.5), (A.6) and (A.7) into (A.3), we obtain successively:

$$\begin{aligned} & (g \otimes V + Ae(\nabla v_\Omega V) + (\operatorname{div} V)Ae(v_\Omega) - AC(v_\Omega, V) - Ae(v_\Omega)\nabla V^T)_{ij} \\ &= \sum_{k=1}^d \left( \frac{\partial}{\partial x_k} (Ae(v_\Omega)_{ij}) V_k + \frac{\partial V_k}{\partial x_k} Ae(v_\Omega)_{ij} - \frac{\partial}{\partial x_k} (Ae(v_\Omega)_{ik}) V_j - Ae(v_\Omega)_{ik} \frac{\partial V_j}{\partial x_k} \right), \\ &= \sum_{k=1}^d \left( \frac{\partial}{\partial x_k} (Ae(v_\Omega)_{ij} V_k) - \frac{\partial}{\partial x_k} (Ae(v_\Omega)_{ik} V_j) \right), \end{aligned}$$

whence, as expected,

$$-\operatorname{div}(Ae(v'_\Omega))_i = \sum_{j,k=1}^d \frac{\partial^2}{\partial x_j \partial x_k} (Ae(v_\Omega)_{ij} V_k - Ae(v_\Omega)_{ik} V_j) = 0.$$

Let us now rearrange the boundary condition featured in (A.3). Using again (A.4), (A.6), (A.7), and the fact that  $Ae(v_\Omega)n = 0$  on  $\Gamma$ , we obtain the following identity on  $\Gamma$ , for  $i = 1, \dots, d$ :

$$\begin{aligned} (A.8) \quad (Ae(v'_\Omega)n)_i &= - \sum_{j,k=1}^d \frac{\partial}{\partial x_k} (Ae(v_\Omega)_{ij}) V_k n_j + \sum_{j=1}^d Ae(v_\Omega)_{ij} (\nabla V^T n)_j, \\ &= \sum_{j,k=1}^d \left( Ae(v_\Omega)_{ij} \frac{\partial V_k}{\partial x_j} n_k - \frac{\partial}{\partial x_k} (Ae(v_\Omega)_{ij}) V_k n_j \right). \end{aligned}$$

Now, taking advantage of the fact that  $Ae(v_\Omega)n = 0$  on  $\Gamma$ , we infer, by taking derivatives in the direction of a tangential vector field:

$$\sum_{j=1}^d \nabla (Ae(v_\Omega)_{ij}) \cdot V_\Gamma n_j = \sum_{j=1}^d Ae(v_\Omega)_{ij} \nabla n_j \cdot V_\Gamma,$$

where  $V_\Gamma = V - (V \cdot n)n$  is the tangential part of the vector field  $V$ . Hence (A.8) becomes:

$$\begin{aligned} (A.9) \quad (Ae(v'_\Omega)n)_i &= - \left( \sum_{j=1}^d \frac{\partial}{\partial n} (Ae(v_\Omega)_{ij}) n_j \right) (V \cdot n) + \sum_{j=1}^d Ae(v_\Omega)_{ij} \left( \sum_{k=1}^d \frac{\partial V_k}{\partial x_j} n_k + \nabla n_j \cdot V_\Gamma \right), \\ &= - \frac{\partial}{\partial n} ((Ae(v_\Omega)n) (V \cdot n) + \sum_{j=1}^d Ae(v_\Omega)_{ij} \left( \sum_{k=1}^d \frac{\partial}{\partial x_j} (V_k n_k) + \sum_{k=1}^d \left( \frac{\partial n_j}{\partial x_k} - \frac{\partial n_k}{\partial x_j} \right) V_k \right)). \end{aligned}$$

Notice that, in passing from the first to the second line in (A.9), we have used the classical facts from tangential calculus (see [17], Chap. 5):

$$\nabla n = \nabla n^T, \text{ and } \nabla n n = \nabla n^T n = 0 \text{ on a neighborhood of } \partial\Omega.$$

Eventually, using once again these facts together with the boundary condition  $Ae(v_\Omega)n = 0$  on  $\Gamma$ , we end up with:

$$Ae(v'_\Omega)n = - \frac{\partial}{\partial n} ((Ae(v_\Omega)n) (V \cdot n) + Ae(v_\Omega)(\nabla_\Gamma(V \cdot n))) \text{ on } \Gamma,$$

which is the announced result (4.6).

## REFERENCES

- [1] 3D SYSTEMS, INC., *Stereolithography Interface Specification*, July 1988.
- [2] G. ALLAIRE, *Conception optimale de structures*, vol. 58 of *Mathématiques & Applications*, Springer-Verlag, Berlin, (2007).
- [3] G. ALLAIRE, C. DAPOGNY, R. ESTEVEZ, A. FAURE AND G. MICHAILIDIS, *Structural optimization under overhang constraints imposed by additive manufacturing technologies*, (in preparation).
- [4] G. ALLAIRE, L. JAKABCIN, *Taking into account thermal residual stresses in topology optimization of structures built by additive manufacturing*, (in preparation).

- [5] G. ALLAIRE AND F. JOUVE AND A.M. TOADER, *Structural optimization using shape sensitivity analysis and a level-set method*, J. Comput. Phys., 194 (2004) pp. 363–393.
- [6] H. BREZIS, *Functional Analysis, Sobolev Spaces and Partial Differential Equations*, Springer (2000).
- [7] F. CALIGNANO, *Design optimization of supports for overhanging structures in aluminum and titanium alloys by selective laser melting*, Materials and Design, 64, (2014), pp. 203–213.
- [8] S. L. CAMPBELL, J.-P. CHANCELIER, AND R. NIKOUKHAH, *Modeling and simulation in Scilab/Scicos*, Springer, New York, 2006.
- [9] A. CLAUSEN, *Topology optimization for additive manufacturing*, Ph.D. Thesis, Technical University of Denmark, (2016).
- [10] J. DUMAS, J. HERGEL AND S. LEFEBVRE, *Bridging the Gap: Automated Steady Scaffoldings for 3D Printing*, ACM Trans. Graph., 33, 4, (2014), pp. 1–10.
- [11] P. DUNNING AND H. KIM, *Introducing the sequential linear programming level-set method for topology optimization*, Structural and Multidisciplinary Optimization, 51 (2015), pp. 631–643.
- [12] L. C. EVANS AND R. F. GARIEPY, *Measure theory and fine properties of functions*, CRC Press (1992).
- [13] I. GIBSON, D.W. ROSEN AND B. STUCKER, *Additive manufacturing technology: rapid prototyping to direct digital manufacturing*, Springer Science Business Media, Inc, (2010).
- [14] A.T. GAYNOR AND J.K. GUEST, *Topology optimization considering overhang constraints: Eliminating sacrificial support material in additive manufacturing through design*, Struct. Multidisc. Optim., (2016), doi:10.1007/s00158-016-1551-x.
- [15] P. GRISVARD *Elliptic Problems in Nonsmooth Domains*, Pitman Publishing, Inc: Boston, (1985).
- [16] F. HECHT, *New development in freefem++*, J. Numer. Math., 20, 3–4, (2012), pp. 251–265.
- [17] A. HENROT AND M. PIERRE, *Variation et optimisation de formes, une analyse géométrique*. Vol. 48 of Mathématiques et Applications, Springer, Berlin, 2005.
- [18] S. LANG, *Fundamentals of differential geometry*, Springer, (1991).
- [19] M. LANGELAAR, *Topology optimization of 3D self-supporting structures for additive manufacturing*, Additive Manufacturing, 12, (2016), pp. 60–70.
- [20] A. M. MIRZENDEHDEL AND K. SURESH, *Support structure constrained topology optimization for additive manufacturing*, Computer-Aided Design, (2016), <http://dx.doi.org/10.1016/j.cad.2016.08.006>.
- [21] K.A. MUMTAZ, P. VORA AND N. HOPKINSON, *A method to eliminate anchors/supports from directly laser melted metal powder bed processes*, In Proc. Solid Freeform Fabrication Symposium, Sheffield, (2011), pp. 55–64.
- [22] F. MURAT AND J. SIMON, *Sur le contrôle par un domaine géométrique*, Technical Report RR-76015, Laboratoire d'Analyse Numérique (1976).
- [23] A. NOVOTNY AND J. SOKOŁOWSKI, *Topological derivatives in shape optimization*, Springer, Heidelberg (2012).
- [24] O. PIRONNEAU, *Optimal shape design for elliptic systems*, Springer-Verlag, New York (1984).
- [25] F. SANTAMBROGIO AND F.-X. VIALARD, *A semi derivation lemma on BV functions*, Technical report, ArXiv Mathematics, (2008).
- [26] J. SOKOŁOWSKI, J.-P. ZOLESIO, *Introduction to shape optimization: shape sensitivity analysis*, Springer Series in Computational Mathematics, Vol. 10, Springer, Berlin (1992).
- [27] F.-X. VIALARD, *Hamiltonian approach to geodesic image matching*, Technical report, ArXiv Mathematics, (2008).