



HAL
open science

Adaptive Feedforward and Feedback Control for Cloud Services

Sophie Cerf, Mihaly Berekmeri, Bogdan Robu, Nicolas Marchand, Sara Bouchenak, Ioan Doré Landau

► **To cite this version:**

Sophie Cerf, Mihaly Berekmeri, Bogdan Robu, Nicolas Marchand, Sara Bouchenak, et al.. Adaptive Feedforward and Feedback Control for Cloud Services. IFAC WC 2017 - 20th IFAC World Congress, Jul 2017, Toulouse, France. pp.5504 - 5509, 10.1016/j.ifacol.2017.08.1090 . hal-01397666v2

HAL Id: hal-01397666

<https://hal.science/hal-01397666v2>

Submitted on 8 Jan 2018

HAL is a multi-disciplinary open access archive for the deposit and dissemination of scientific research documents, whether they are published or not. The documents may come from teaching and research institutions in France or abroad, or from public or private research centers.

L'archive ouverte pluridisciplinaire **HAL**, est destinée au dépôt et à la diffusion de documents scientifiques de niveau recherche, publiés ou non, émanant des établissements d'enseignement et de recherche français ou étrangers, des laboratoires publics ou privés.

Adaptive Feedforward and Feedback Control for Cloud Services

Sophie Cerf* Mihaly Berekmeri* Bogdan Robu* Nicolas Marchand*
Sara Bouchenak** Ioan D. Landau*

* Univ. Grenoble Alpes, CNRS, GIPSA-lab, F-38000 Grenoble, France
{sophie.cerf,mihaly.berekmeri,bogdan.robu,nicolas.marchand,
ioan-dore.landau}@gipsa-lab.fr

** Université de Lyon, INSA-Lyon, CNRS, LIRIS, F-69621 Lyon, France
sara.bouchenak@insa-lyon.fr

Abstract: The use of cloud services is becoming increasingly common. As the cost of these services is continuously decreasing, service performance is becoming a key differentiator between providers. Solutions that aim to guarantee Service Level Objectives (SLO) in term of performance by controlling cluster size are already used by cloud providers. However most of these control solutions are based on static *if-then* rules, they are therefore inefficient in handling the highly varying service dynamics of cloud environments. Client concurrency, network bottlenecks or non homogeneity of resources are just a few of the many causes that make the behavior of cloud services highly non linear and time varying. In this paper a novel control theoretical approach realizing resource allocation is presented that is robust to these phenomena. It consists of PI and feedforward controller adapted online. A stability analysis of the adaptive control configuration is provided. Simulations using a cloud service model taken from the literature illustrate the performance of the system under various conditions. The use of adaptation significantly improves control efficiency and robustness with respect to variations in the dynamic of the plant.

Keywords: control of computing systems, adaptive control, cloud computing, PI and feedforward control, MapReduce

1. INTRODUCTION

In the last decades, the world has faced a steep surge in the amount of produced data. This brings novel challenges for their storage and analysis. Many new programming paradigms have emerged to face the specificity of so called Big Data, such as MapReduce or Spark. Cloud computing, with its promise of barely unlimited storage and processing capabilities, is becoming an increasingly attractive solution. One of the biggest appeals of cloud computing is the *on-demand* assigning of a large group of shared hardware resources to software applications, called elastic resource provisioning, but there is a growing need for frameworks that efficiently deal with the dynamics of cluster resources (Lorido-Botran et al., 2014).

Current autonomic resource provisioning approaches that are deployed in public clouds don't work well for real time applications. In most clouds, if an application has to meet run time criteria, it is up to the human application manager to decide the amount of resources it needs. When the manager is notified that the application is running slowly, it requires high level of expertise to decide on how much to intervene. The difficulty of the task is increased by the fact that the optimal configuration can vary due to the shared use of hardware resources or workloads fluctuations over time (Ari et al., 2003), among

¹ This work has been partially supported by the LabEx PERSYVAL-Lab (ANR-11-LABX-0025-01) funded by the French program Investissement d'Avenir.

² This work has been supported, in part, by the European FP7 research project AMADEOS Grant Agreement 610535 on *Systems of Systems*.

many other factors (Koh et al., 2007). Therefore, there is a need for fully automatized and robust cluster scaling algorithms able to deal with these disturbances. Ensuring service performance is essential as missing deadlines result in consequent financial losses. It is estimated that an on-line brokerage industry service unavailability costs around 100.000\$ per minute. For on-line shopping companies, page load-time should not be more than 2 seconds or users tend to give up their shopping, resulting in revenue loss for companies (Nah, 2004). Cloud providers have to guarantee service performance and availability in order to win users' loyalty.

Ensuring the performance of cloud services is a highly complex challenge. A cloud service behavior varies over time due to the dynamic of its environment (hardware, network, etc.). As cloud providers desire to maximize the utilization of their clusters, they have mechanisms for the dynamic reallocation of unused resources in the cluster, which further add to the variability of system performance. Hence, even with the same workload and the same resource amount, an application performance may vary depending on how noisy neighboring applications are. Moreover, cloud services are highly complex paradigms that run on top of multiple software stacks, making their behavior regarding to resource provisioning highly non linear.

Several solutions to deal with performance management of cloud services have recently emerged. Current approaches can be separated into four categories: static, reactive, predictive and combined approaches. In the industry, *static* deployments are the standard and usually tuned based on the application peak de-

mand and are generally over-provisioned. *Reactive* approaches are based on reacting to an input metric such as the current CPU utilization, the request rate or the service time by adding or removing servers as necessary (Hwang et al., 2016). Some public cloud providers such as the Amazon Auto Scaler offer the framework for reactive techniques but it is up to the user to define the scaling thresholds, which is very difficult, not reliable and requires great expertise. One of the most advanced reactive techniques are those which use queuing theory analytic models to decide capacity requirements based on the workload count (Gandhi et al., 2012). A different approach consists of using *predictive* techniques to estimate the future load of a service and provision accordingly (Nguyen et al., 2013). There are also few solutions which try to mix the advantages of prediction and reaction into combined techniques, see Ali-Eldin et al. (2012). To our knowledge there is no work in the state of the art that aims at looking into this issue of resource provisioning from a robustness point of view, for instance through control adaptation regarding system configuration and environment variations. A solution able to be efficient no matter the workload, network or hardware state is missing.

In this article, a control theoretical approach is presented which aims at controlling cloud services performance using cluster scaling. On-line mechanisms that use information about past states of the systems to derive adequate system configuration are novel and promising approaches in computer science. Hellerstein et al. (2004) highlighted the promise of control theory, in providing a mathematical basis for the on-line adaptation of software systems, over a decade ago. Recently, the increasing number of publications in the field of control for computing systems shows the emergence of this new field for automatic control, see Patikirikorala et al. (2012) for a survey. The main asset of control theory is the mathematical guarantees it provides that can be further utilized by cloud providers to erect their Service Level Agreement (SLA).³

The control developed in this paper is composed of a reactive part (a feedback PI controller) that ensures steady state system convergence; and an predictive feedforward controller to ensure disturbance rejection. Our control is made robust with the addition of an adaptation algorithm that estimate the feedforward gain. The second major contribution of this article is the use of real systems for our developments and tests. As requests processed by Big Data cloud services are highly diverse and data and/or computing intensive, studying those system with realistic scenarios is a real challenge. MRBS (a benchmark suite for the Big Data paradigm MapReduce) enables to run realistic workloads of multiple jobs and even to consider concurrency issues. The use of MRBS on a real cloud enables to truly capture the behavior of cloud services in their every-day IT companies usage.

The remaining of the paper is organized as follows: after an introduction to MapReduce (the use case used to illustrate the control approach) and an overview of its modeling, the adaptive control algorithm is presented. Stability analysis is performed and control validation is done through simulation. Finally, conclusion are drawn and future development avenues are given.

2. MAPREDUCE USE CASE

As an framework to develop and test our methodology, we chose a cluster running MapReduce jobs . This choice has been

³ SLA is as a part of a service contract, where services are formally defined.

motivated by the fact that MapReduce is one of the most popular parallel processing paradigms for Big Data systems currently in use. MapReduce was developed by Google in the last decade as a general parallel computing algorithm running on distributed platforms such as clouds that would automatically handle job and data management (data partitioning, consistency and replication, task distribution, scheduling, load balancing and fault tolerance (Dean and Ghemawat, 2008)). Nowadays, numerous IT leaders such as Yahoo, Facebook or LinkedIn use versions of MapReduce. MapReduce is a general paradigm that aims at being able to treat extremely diverse requests such as data mining or recommendation algorithms. Ensuring acceptable performance of MapReduce jobs is essential for all users, and thus became a priority for clouds providers where MapReduce is deployed.

To understand why assuring performance in MapReduce clusters is such a challenge, a light analysis of how MapReduce works is presented here. MapReduce is a programming paradigm developed for parallel, distributed computations over very large amounts of data. The initial implementation of MapReduce is based on a master-slave architecture, where the master node is in charge of task scheduling, monitoring and resource management and the slave nodes take care of starting and monitoring local mapper and reducer processes. For a user to run a MapReduce job, at least three things need to be supplied to the framework: the input data to be treated, a Map function, and a Reduce function. From the control point of view, the Map and Reduce functions can be only treated as black box models since they are entirely application-specific, and we do not have *a priori* knowledge of their behavior. Without some profiling, no assumptions can be made regarding their run time, resource usage or the amount of output data produced. On top of this, many factors (independent of MapReduce configuration parameters: input data, Map and Reduce functions) are identified that influence job performance: CPU, input/output skews, software failures (Sangroya et al., 2012), servers homogeneity assumption not holding up (Anjos et al., 2015), and bursty workloads (Ghit et al., 2014) among others. All the sources of disturbances specific to clouds (concurrency, network skews (Li et al., 2015), hardware failures, etc.) can be added to the variability of our system, especially when MapReduce is executed on a public cloud, as they are often more volatile.

For a client using MapReduce, it is essential to have guarantees in term of service performance, dependability or costs. For instance, an e-commerce company running MapReduce to perform sale recommendation based on client preferences needs to have the list of recommended products in a few tenth of seconds, otherwise their webpage will take too much time to be loaded. From the cloud provider point of view, this service time (the time it takes for a user request to be treated) is thus a performance metric that has to be monitored.

One simple action that can be done to control the on-line service time is to modify the number of resources of the cloud allocated to the jobs. For the MapReduce use case, adding resources, commonly known as *nodes*, to the cluster will increase the number of Map and Reduce functions processing the input data leading to a reduction of the service time. If the number of resources (nodes) diminishes, the results are converse. The cluster size is then our control signal.

However, in the case of public clouds, multiple clients send requests at the same time thus generating a varying input

workload which influences the service performance. If multiple concurrent jobs are running, the amount of resources allocated for each job is reduced and thus the job service time increases. As the workload of the system is independent of the cloud provider we will consider it as a disturbance. Mathematical formulation of the system modeling is given below in Section 3.

3. MAPREDUCE MODELING

In order to derive a model of MapReduce, Hadoop (its most used open source implementation) has been implemented on a real cluster and real-life requests are launched. The experiments used for the modeling process were run using the MapReduce Benchmark Suite (MRBS) developed by Sangroya et al. (2012). MRBS is a performance and dependability benchmark suite for MapReduce systems that can emulate several types of workloads and inject different fault types into a MapReduce system. The workloads emulated by MRBS are selected to represent a range of loads, from the compute-intensive to the data-intensive (e.g. business intelligence - BI) workload. One of the strong suits of MRBS is to emulate client interactions, which may consist of one or more MapReduce jobs run at the same time. A data intensive BI workload is selected for our experiments but other types of workloads can be used as well. It consists of a decision support system for a wholesale supplier. Each client interaction emulates a typical business oriented query run over a large amount of data (10GB here). All the nodes in the cluster were on the same switch to minimize network skews. The experiments were conducted on Grid5000, on a single cluster of 60 nodes. Grid5000 is a French nationwide cluster infrastructure made up of a 5000 CPUs, developed to aid parallel computing research (Cappello et al., 2005). Each node from the cluster used for the test has a quad-core Intel CPU of 2.53GHz, an internal RAM memory of 15GB, 298GB disk space and infiniband network.

A dynamic model that predicts MapReduce cluster performance (i.e. the average service time of all submitted jobs) with respect to the number of nodes of the cluster and number clients sending requests was proposed and validated by experiments in Berekmeri et al. (2014) and is recalled in the blue dotted box of Fig. 1.

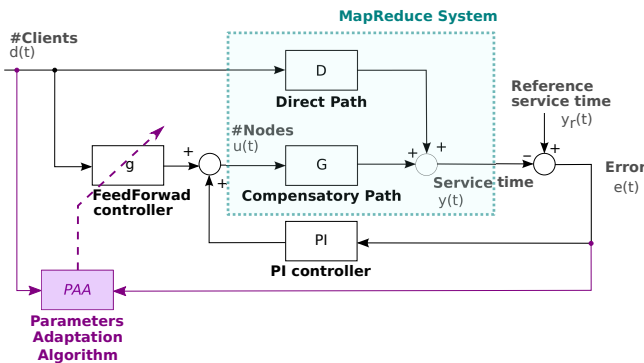


Fig. 1. MapReduce model and control schema

In Berekmeri et al. (2014), the system is considered linear in its operating region and the models were first identified as continuous transfer functions and then discretized using the sampling period $T_s = 30 \text{ sec}$. The resulting equation is ⁴:

⁴ The complex variable z^{-1} will be used to characterize the system's behavior in the frequency domain and the delay operator q^{-1} will be used for the time domain analysis.

$$y(t) = D(q^{-1})d(t) + G(q^{-1})u(t) \quad (1)$$

where y is the average service time of all jobs (the output), u is the changes in the number of nodes in the cluster (the control input) and d is the changes in clients (considered as a measurable disturbance). In the following we will use the error $e(t)$, which is the comparison of the measured service time with its reference value, as a performance indicator of our control. $D(q^{-1})$ is the direct path transfer function, the link between the disturbance and our performance metric, and $G(q^{-1})$ represents the compensatory path, it enables to modify the cluster size to control the service time. Both models were identified as first-order transfer function with delays, as described in eq. (2):

$$D(q^{-1}) = \frac{b_D q^{-1}}{1 + a_D q^{-1}} q^{-r_D} \quad G(q^{-1}) = \frac{b_G q^{-1}}{1 + a_G q^{-1}} q^{-r_G} \quad (2)$$

with $b_D = 1.07$, $a_D = -0.79$, $r_D = 8$, $b_G = -0.18$, $a_G = -0.92$ and $r_G = 5$.

An analysis of the cloud system behavior detailed in Section 1 intuitively shows that the systems is non linear and time variant, thus the previous linear model is not accurate for a wide range of input or disturbance values. Therefore, for the remaining of the article an adaptive technique will be used and the system will be heavily tested by arbitrary varying the direct path time constant and static gain by a factor of two (from half to double the nominal value - see Section 4) in order to simulate real life conditions.

4. CONTROL FOR CLOUD SERVICES

The control presented in this paper consist of a PI controller introduced for asymptotic zero reference tracking error and a feedforward loop for dynamic disturbance compensation. A real time adaptation of the feedforward compensator is considered in order to improve the performance since some parameters of the system are unknown and time-varying.

4.1 Adaptive FeedForward Control Law

Under the classical feedback-feedforward control loop in black of Fig. 1 (without the PAA adaptation path in purple) and using the eq. (2), the optimal value of the 0-order feedforward controller is given by:

$$u_{FF}^*(t) = -\frac{b_D(1 + a_G)}{b_G(1 + a_D)} d(t) = g^* d(t)$$

For the development of the adaptation algorithm, we will make the following hypotheses:

- (H1) the effect of the PI controller can be neglected,
- (H2) $a_D = a_G$,
- (H3) $r_D = r_G$ and are known.

Then the algorithm will be analyzed for the cases where hypothesis H1, H2 and H3 are violated.

Let us define the adaptive feedforward control algorithm as:

$$u_{FF}(t) = \hat{g}(t)d(t) \quad (3)$$

where \hat{g} is given by

$$\begin{aligned} \hat{g}(t+1) &= \hat{g}(t) + \alpha x(t+1)e(t+1) \\ &= \hat{g}(t) + \frac{\alpha x(t+1)}{1 + \alpha x^2(t+1)} e^0(t+1) \quad \text{with } \alpha > 0 \end{aligned} \quad (4)$$

The filtered disturbance x is defined by:

$$x(t) = F(q^{-1})d(t) = \frac{q^{-(r_G+1)}}{1 + \hat{a}_G q^{-1}} d(t), \quad (5)$$

where the *a priori* adaptation error $e^0(t+1)$ is the value of the regulation error at time $t+1$ and is based on the estimation of $\hat{g}(t)$: $e^0(t+1) = e^0(t+1/\hat{g}(t))$. The *a priori* error $e^0(t+1)$ is considered as a performance metric for our system. One can also define the *a posteriori* error $e(t+1) = e^0(t+1/\hat{g}(t+1))$ which, based on eq. (??), gives:

$$e(t+1) = \frac{1}{1 + \alpha x^2(t+1)} e^0(t+1) \quad (6)$$

Theorem For the scheme represented in Fig. 1, under the hypothesis H1, H2 and H3, using the adaptive feedforward control given by eq. (3) to (5), one has:

$$\lim_{t \rightarrow \infty} e(t+1) = \lim_{t \rightarrow \infty} e^0(t+1) = 0$$

for any initial conditions provided that:

$$H'(z^{-1}) = \frac{1 + \hat{a}_G z^{-1}}{1 + a_G z^{-1}} \quad (7)$$

is a strictly positive real transfer function.

Remark This later condition is always satisfied provided that $|\hat{a}_G| < 1$ (stability condition for the model) and $\hat{a}_G \leq 0$.

Proof Under the hypothesis H1, H2 and H3, the expression of the error e for a fixed value \hat{g} is (see Fig. 1):

$$e(t+1) = e^0(t+1) = \frac{b_G q^{-(r_G+1)}}{1 + a_G q^{-1}} (g^* - \hat{g}) d(t+1) \quad (8)$$

Filtering $d(t)$ by the filter F given in eq. (5) allows to rewrite eq. (8) as:

$$e(t+1) = \frac{1 + \hat{a}_G q^{-1}}{1 + a_G q^{-1}} (g^* - \hat{g}) x(t)$$

When replacing \hat{g} with $\hat{g}(t+1)$ and neglecting the additional vanishing term resulting from the non comutativity of time varying operators, one has:

$$e(t+1) = \frac{1 + \hat{a}_G q^{-1}}{1 + a_G q^{-1}} (g^* - \hat{g}(t+1)) x(t) \quad (9)$$

Eq. (9) has the standard form of an *a posteriori adaptation error equation* and one can use straight-forwardly the results of Landau et al. (2011), Chapter 3, Theorem (3.2).

Remark The proof have shown the convergence of the adaptation error (i.e. the performance variable). However, the convergence of $\hat{g} \rightarrow g^*$ is related to the richness of d .

4.2 Removing the hypotheses H1, H2 and H3

H1: the effect of the PI controller can not be neglected The continuous time PI controller has the transfer function:

$$PI(s) = \frac{K_I}{s} + K_P$$

Using the difference approximation $\frac{1-q^{-1}}{T_S}$ for differential operator one gets:

$$PI(q^{-1}) = \frac{K_I T_S + K_P - K_P q^{-1}}{1 - q^{-1}} = \frac{r_0 + r_1 q^{-1}}{1 - q^{-1}} = \frac{B_K(q^{-1})}{A_K(q^{-1})}$$

Using the results of Landau et al. (2016), Chapter 15, Section 15.17, eq. (15.86) for our particular scheme (with the values $A_K = 1 - q^{-1}$, $B_K = r_0 + r_1 q^{-1}$, $B_G = b_G q^{-(r_G+1)}$, $A_G = 1 + a_G q^{-1}$, $S = 1$, $A_M = 1$, $B_M = 0$), one gets:

$$e(t+1) = \frac{q^{-(r_G+1)} b_G (1 - q^{-1}) [g^* - \hat{g}(t+1)] d(t)}{(1 + a_G q^{-1})(1 - q^{-1}) + b_G (r_0 + r_1 q^{-1}) q^{-(r_G+1)}} \quad (10)$$

Using the parameter adaptation algorithm given in Section 4.1, the stability condition becomes that the following transfer function

$$H''(z^{-1}) = \frac{(1 - z^{-1})(1 + \hat{a}_G z^{-1})}{(1 + a_G z^{-1})(1 - z^{-1}) + b_G (r_0 + r_1 z^{-1}) z^{-(r_G+1)}} \quad (11)$$

should be a strictly positive real transfer function.

Remark If this condition is not satisfied, taking into account eq. (10) one can use instead of the filter F given in eq. (5) the filter F_{PI} :

$$F_{PI}(q^{-1}) = \frac{q^{-(r_G+1)} \hat{b}_G (1 - q^{-1})}{(1 + \hat{a}_G q^{-1})(1 - q^{-1}) + \hat{b}_G (r_0 + r_1 q^{-1}) q^{-(r_G+1)}} \quad (12)$$

H2: $a_D \neq a_G$ Denoting the unmeasurable output of the disturbance propagation path $D(q^{-1})$ by $z(t)$, eq. (10) becomes in the presence of the PI controller:

$$e(t+1) = H''(q^{-1}) ([g - \hat{g}(t+1)] d(t) + [a_G - a_D] z(t)) \quad (13)$$

Since the adaptation does not affect directly the second term in the left hand side of eq. (13), we have to analyze its influence. As $z(t)$ is the output of an asymptotically stable plant whose input is bounded, it will also be bounded. Therefore the signal $\delta(t) = [a_G - a_D] z(t)$ will be bounded. Furthermore, due to the PI controller, the effect of this disturbance term will go to 0 asymptotically in steady state for a constant value of $d(t)$, since in eq. (10) the numerator of the transfer operator contains $(1 - q^{-1})$. This also holds if there is no PI since, for a constant disturbance, the adaptation algorithm will interpret this term as an additional constant disturbance which will be canceled.

H3: $r_D \neq r_G$ but known Hypothesis H3 on delays can be relaxed to $r_G \leq r_D$ both known, but making the algorithm more complex.

5. SIMULATION RESULTS

The validation of our adaptation mechanism will be done through comparison of the adaptive control algorithm with the optimal linear feedforward controller (computed on the assumption that b_G and a_G are known) to the optimal linear controller when the gain b_G varies by 50%. We will then analyze the introduction of a PI controller and finally study the robustness of our adaptive control algorithm performances regarding the possible uncertainties on \hat{a}_G in the filter used to generate $x(t)$.

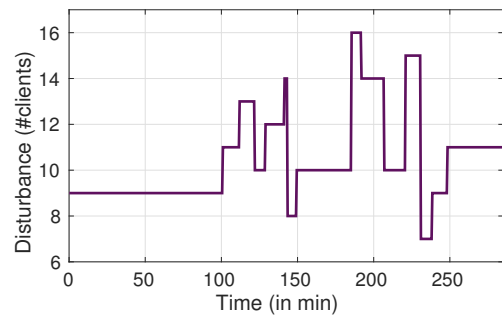


Fig. 2. Disturbance Scenario

The disturbance scenario we have simulated is represented in Fig. 2. After taking a constant value for stabilization of the system, the number of clients sending requests to our cloud service varies with inconstant frequency around the nominal number of clients $d_N = 10$. In the following, we will consider

that H2 does not hold, that is to say that the two paths of our model do not have the same dynamics. H3 will always hold while from time to time a PI will be added, thus modifying assumptions of H1.

The behaviour of the optimal feedforward controller on the nominal model, on the compensatory model with a 50% different gain and eventually coupled with a PI controller (parameters are issued from (Berekmeri et al., 2016)) are given in Fig. 3.

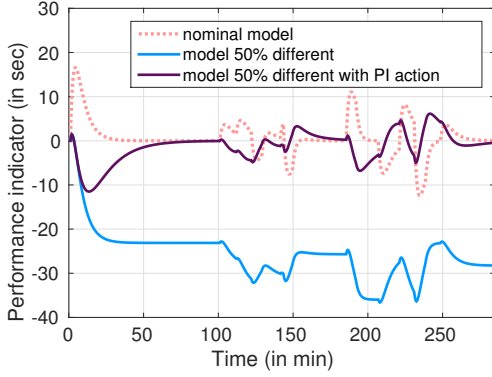


Fig. 3. Optimal Feedforward Controller performances for various scenarios

When simulating with the nominal model, the performance tends to 0 in steady state even if a transitory phase appears when a change in the disturbance occurs due to the difference of dynamics in direct and compensatory paths (H2 not holding). The modification of the real gain of the direct path changes the dynamics of the system and adds a steady state error (blue line). In order to deal with this, a PI is introduced that drives back our performance indicator to 0 in steady state. The PI is chosen with a really slow dynamics in order to prevent over reaction as explained in Berekmeri et al. (2016).

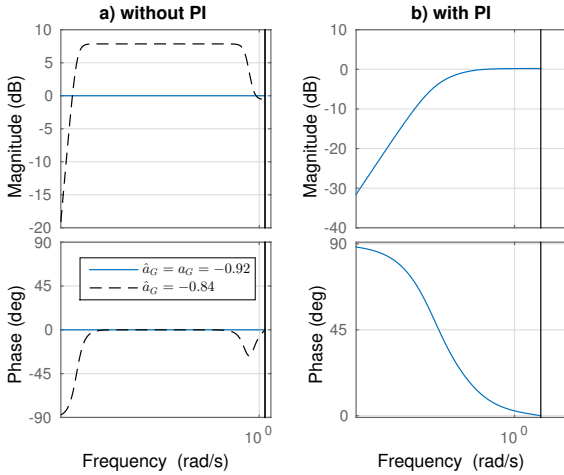


Fig. 4. Bode diagram of the transfer functions given in eq. (7) and (11) a) without PI for $\hat{a}_G = a_G = -0.92$ and for $\hat{a}_G = -0.8$ b) with PI for $\hat{a}_G = a_G = -0.92$

The stability of the adaptive control system without and with the PI controller is assured with the filter F given in eq. (5) since the transfer functions given in eq. (7) and (11) are strictly positive real as shown in the bode diagram of Fig. 4 (phase between -90° and $+90^\circ$).

Then the adaptive feedforward is simulated with $\alpha = 10^{-4}$ and $\hat{g}(0) = 0$ i.e. no *a priori* knowledge is considered. Once again

three scenarios are considered, the results are shown in Fig. 5: nominal model, $0.5b_G$ and adding the PI controller to the adaptive control algorithm.

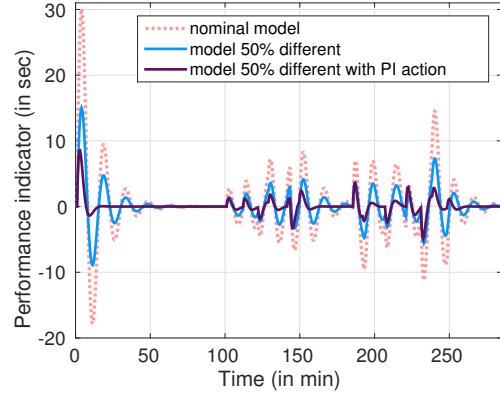


Fig. 5. Adaptive Feedforward Controller performances for various scenarios

When simulating with the nominal model, the adaptive feedforward control drives the performance indicator to 0 but with a longer convergence time than in the optimal simulation and with more oscillations. However, the adaptive control maintains the steady state to 0 even for the case with modified value of b_G . The addition of a PI controller considerably reduces the convergence time and the magnitude of the transients.

The introduction of adaptation in the PI scenario enables the significant reduction of transient magnitudes and convergence times as can be seen in Fig. 6. Indeed, the error variance is reduced from 5.17 to 0.76 during the disturbance rejection phase (on the time horizon from 100 min to 300 min).

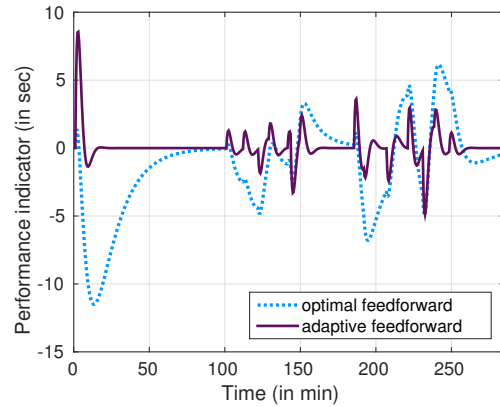


Fig. 6. Optimal and Adaptive Feedforward and PI Controller performances comparison, model 50 % different

Fig. 7 illustrates the robustness of adaptation algorithm performance combined with a PI with respect to the value of \hat{a}_G in the filter F . The compensatory model is considered with a 50% variation of its gain and the filter coefficient is taken with its nominal value ($\hat{a}_G = -0.92$), with higher value ($\hat{a}_G = -0.84$) and a lower value ($\hat{a}_G = -0.96$). These values reflect a modification of the estimated time constant by a factor 2.

Neither the magnitude of the transients nor the convergence time change significantly when the filter pole varies. This allows to conclude that the performance of the adaptive controller is robust with respect to changes in the model dynamics (a_G) or with respect to uncertainties in its estimation.

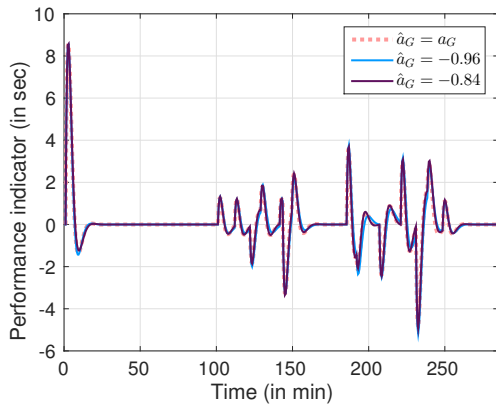


Fig. 7. Robustness analysis of Adaptive Feedforward and PI Controller performance with respect to filter variations

6. CONCLUSION

This paper presents an adaptive control strategy that ensures efficient control for the performance of Cloud Services in term of service time, by dynamically controlling its resource cluster size. The control algorithm is based on a PI and an adaptive estimation of the feedforward gain. Simulations are based on a model of MapReduce, a well known Big Data cloud service, running realistic workloads on a real cloud. Results show that the adaptive control enables the reduction by at least a factor of 6 the variance of the service time compared to a PI and optimal feedforward when concurrent clients requests disturb the system. Moreover, the presented adaptive control has proven its robustness as it successfully manages to control the cloud service even when the physical system is significantly different from the considered model. The obtained results show the potential of the adaptive feedforward control combined with a feedback controller.

This novel usage of adaptive control theory shows encouraging results. We believe that the use of control theory for cloud systems can be extended quite straightforwardly to other computing systems such as networks management or VM control as many similarities connect those different computing applications.

Future works will consist in extending the proposed adaptation algorithm to improve its convergence behavior, as well as including more system specific constraints, such as delays or control signal quantification. Experiments to validate the adaptive control on a real cloud system, such as Amazon Web Service or Microsoft Azure, running realistic jobs are planned. Other service metrics such as availability, dependability or costs which are crucial for service providers and users will also be considered.

REFERENCES

Ali-Eldin, A., Tordsson, J., and Elmroth, E. (2012). An adaptive hybrid elasticity controller for cloud infrastructures. In *IEEE Network Operations and Management Symposium*, 204–212.

Anjos, J.C., Carrera, I., Kolberg, W., Tibola, A.L., Arantes, L.B., and Geyer, C.R. (2015). MRA++: Scheduling and data placement on mapreduce for heterogeneous environments. *Future Generation Computer Systems*, 42, 22–35.

Ari, I., Hong, B., Miller, E.L., Brandt, S.A., and Long, D.D. (2003). Managing flash crowds on the internet. In *11th IEEE/ACM Int. Symposium on Modeling, Analysis and Simulation of Computer Telecommunications Systems*, 246–249.

Berekmeri, M., Serrano, D., Bouchenak, S., Marchand, N., and Robu, B. (2014). A Control Approach for Performance of Big Data Systems. In *19th IFAC World Congress*, volume 19.

Berekmeri, M., Serrano, D., Bouchenak, S., Marchand, N., and Robu, B. (2016). Feedback Autonomic Provisioning for Guaranteeing Performance in MapReduce Systems. *to appear in IEEE Transactions on Cloud Computing*.

Cappello, F., Caron, E., Dayde, M., Desprez, F., Jegou, Y., Primet, P., Jeannot, E., Lanteri, S., Leduc, J., Melab, N., Mornet, G., Namyst, R., Quetier, B., and Richard, O. (2005). Grid’5000: A large scale and highly reconfigurable grid experimental testbed. In *Proceedings of the 6th IEEE/ACM Int. Workshop on Grid Computing*, 99–106.

Dean, J. and Ghemawat, S. (2008). Mapreduce: simplified data processing on large clusters. *Communications of the ACM*, 51(1), 107–113.

Gandhi, A., Harchol-Balter, M., Raghunathan, R., and Kozuch, M.A. (2012). Autoscale: Dynamic, robust capacity management for multi-tier data centers. *ACM Transactions on Computer Systems (TOCS)*, 30(4), 14.

Ghit, B., Yigitbasi, N., Iosup, A., and Epema, D. (2014). Balanced resource allocations across multiple dynamic MapReduce clusters. *ACM SIGMETRICS Performance Evaluation Review*, 42(1), 329–341.

Hellerstein, J.L., Diao, Y., Parekh, S., and Tilbury, D.M. (2004). *Feedback control of computing systems*. John Wiley & Sons.

Hwang, K., Bai, X., Shi, Y., Li, M., Chen, W.G., and Wu, Y. (2016). Cloud performance modeling with benchmark evaluation of elastic scaling strategies. *IEEE Transactions on Parallel and Distributed Systems*, 27(1), 130–143.

Koh, Y., Knauerhase, R., Brett, P., Bowman, M., Wen, Z., and Pu, C. (2007). An analysis of performance interference effects in virtual environments. In *IEEE Int. Symposium on Performance Analysis of Systems & Software*, 200–209.

Landau, I.D., Airimioaie, T.B., Castellanos-Silva, A., and Constantinescu, A. (2016). *Adaptive and Robust Active Vibration Control: Methodology and Tests*. Springer.

Landau, I.D., Lozano, R., M’Saad, M., and Karimi, A. (2011). *Adaptive control: algorithms, analysis and applications*. Springer Science & Business Media.

Li, Z., Shen, Y., Yao, B., and Guo, M. (2015). OFScheduler: A dynamic network optimizer for MapReduce in heterogeneous cluster. *Int. Journal of Parallel Programming*, 43(3), 472–488.

Lorido-Botran, T., Miguel-Alonso, J., and Lozano, J.A. (2014). A review of auto-scaling techniques for elastic applications in cloud environments. *Journal of Grid Computing*, 12(4), 559–592.

Nah, F.F.H. (2004). A study on tolerable waiting time: how long are web users willing to wait? *Behaviour & Information Technology*, 23(3), 153–163.

Nguyen, H., Shen, Z., Gu, X., Subbiah, S., and Wilkes, J. (2013). Agile: Elastic distributed resource scaling for infrastructure - as - a - service. In *Proceedings of the 10th Int. Conference on Autonomic Computing (ICAC)*, 69–82.

Patikirikorala, T., Colman, A., Han, J., and Wang, L. (2012). A systematic survey on the design of self-adaptive software systems using control engineering approaches. In *Proceedings of the 7th IEEE Int. Symposium on Software Engineering for Adaptive and Self-Managing Systems*, 33–42.

Sangroya, A., Serrano, D., and Bouchenak, S. (2012). MRBS: towards dependability benchmarking for Hadoop Mapreduce. In *EuroPar’12: Parallel Processing Workshop*, 3–12.