



FluidImage, a libre framework for scientific treatments of large sets of images

Pierre Augier, Cyrille Bonamy, Antoine Campagne, Ashwin Vishnu Mohanan

► To cite this version:

Pierre Augier, Cyrille Bonamy, Antoine Campagne, Ashwin Vishnu Mohanan. FluidImage, a libre framework for scientific treatments of large sets of images. Congrès Francophone de Techniques Laser (CFTL), Sep 2016, Toulouse, France. , 2016. hal-01396688

HAL Id: hal-01396688

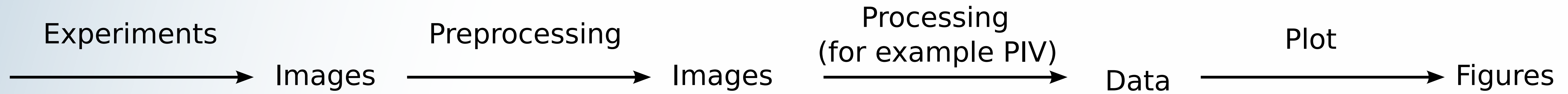
<https://hal.science/hal-01396688>

Submitted on 14 Nov 2016

HAL is a multi-disciplinary open access archive for the deposit and dissemination of scientific research documents, whether they are published or not. The documents may come from teaching and research institutions in France or abroad, or from public or private research centers.

L'archive ouverte pluridisciplinaire **HAL**, est destinée au dépôt et à la diffusion de documents scientifiques de niveau recherche, publiés ou non, émanant des établissements d'enseignement et de recherche français ou étrangers, des laboratoires publics ou privés.

Motivations



A solution

FluidImage

A software for the fluid dynamic community, by the fluid dynamic community

A libre framework for scientific treatments of large sets of images

Easy, safe and efficient for all users, nice for the developers

New methods of open-source software

- scientific **Python** environment (=>multi-platform)
- **unit tests** (stable, less bugs)
- automatic web **documentation**
- modular, object oriented
- collaborative environment (Mercurial/Bitbucket)

Efficient and multi-architecture (from desktop computer to cluster)


- **asynchronous, distributed** and **parallel** computing
- **hybrid** computation (CPU/GPU)
- unified API for the different schedulers (OAR, Slurm, ...)
- optimized algorithms
- Python/Numpy compiler Pythran (functions as fast as C++ or Fortran)

Doc: <http://fluidimage.readthedocs.io> Code: <https://bitbucket.org/fluiddyn/fluidimage>

Pierre.Augier (@legi.cnrs.fr), Cyrille Bonamy, Antoine Campagne & Ashwin Vishnu Mohanan

Preprocessing

- Functions of scipy.ndimage, scikit-image and OpenCV
- tools implemented out of the box:
 - spatial and spatio-temporal filters (median, minima, percentile)
 - brightness and contrast tools (global threshold, rescale intensity, histogram equalization)
 - miscellaneous operations (gamma correction, sharpen)
- easy to add user-defined functions operating on a single image



GUI to compare images with and without pre-processing (here, sliding median and global threshold).

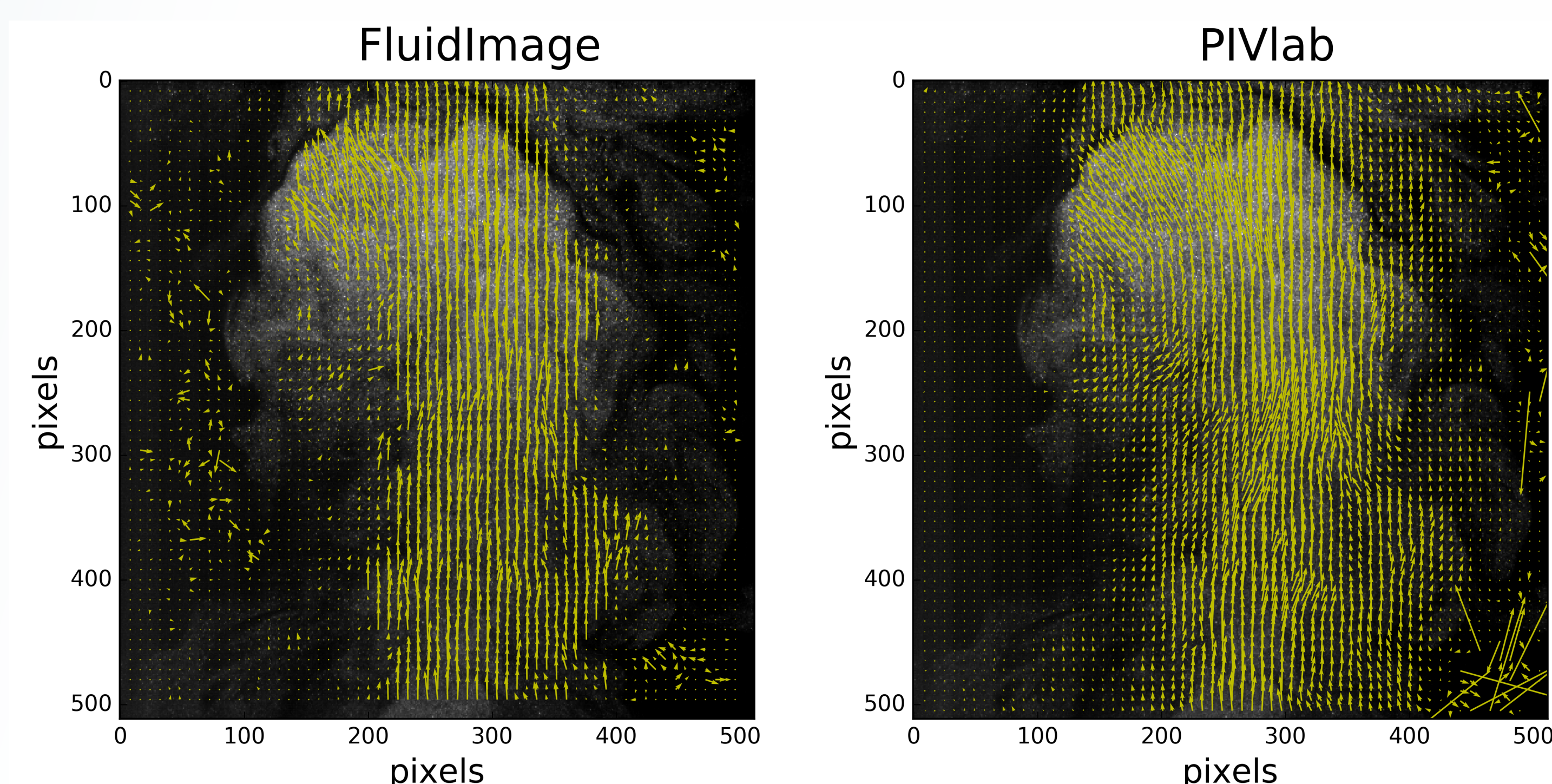
Particle Image Velocimetry - PIV

- Based on 2D correlation
- multiple pass with grid refinement

Several methods (using CPU and/or GPU) for

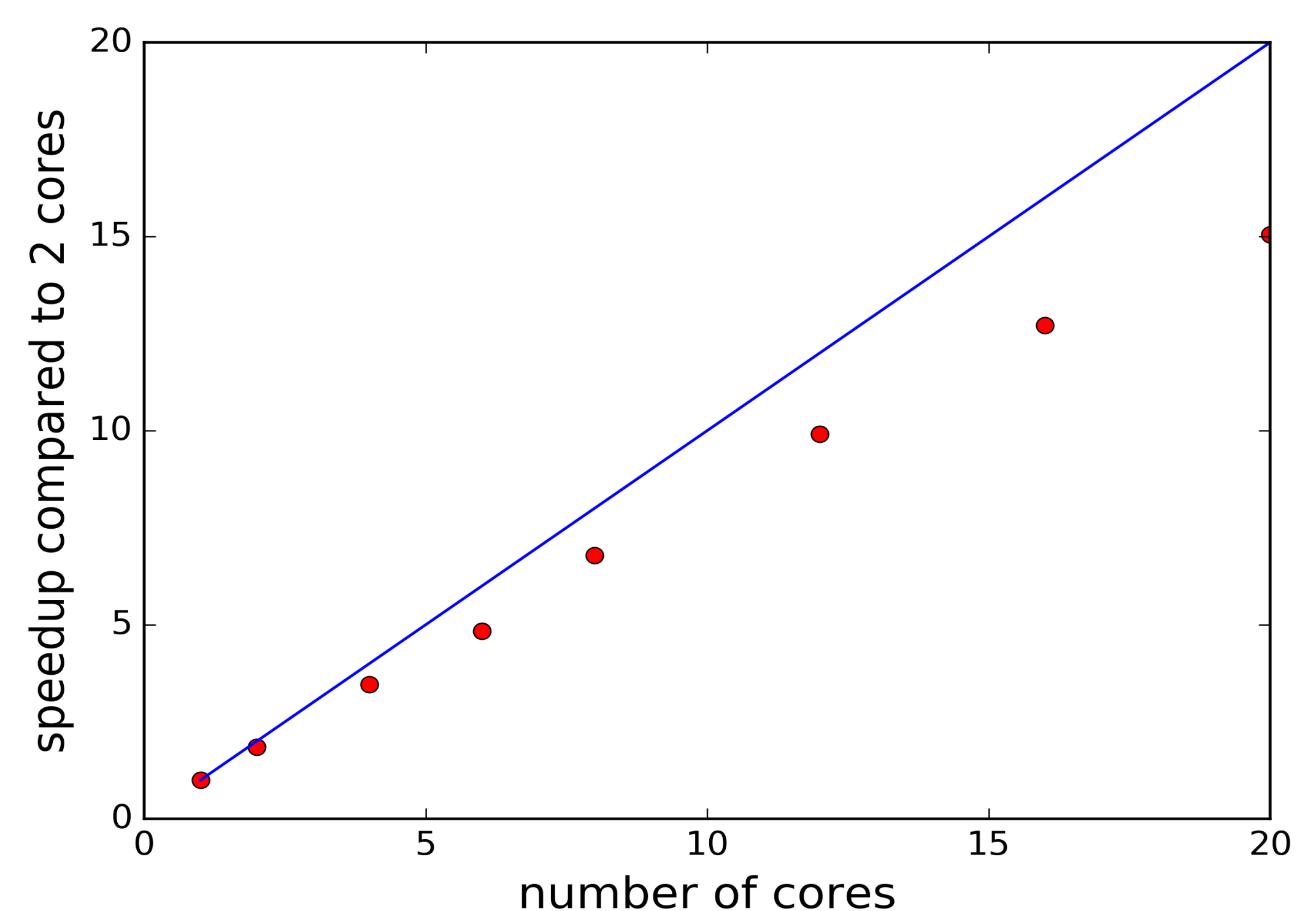
- correlation computation
- interpolation
- sub-pixel peak detection
- detection of wrong vectors

Comparison with PIVlab (Matlab)



Computation of 100 velocity fields from 100 couples of images (example C of PIV challenge 2005) with 3 passes (64x64 → 32x32 → 16x16). FluidImage is slightly faster (58 s vs 69 s).

Speed-up



Benchmark done on one node on a cluster at LEGI for a computation of 100 velocity fields. The deviation from the linear curve is to be due to IO limitations (NFS).