



**HAL**  
open science

# Self-organized magnetic particles to tune the mechanical behavior of a granular system

Meredith P Cox, Dong P Wang, Jonathan P Barés, Robert P Behringer

► **To cite this version:**

Meredith P Cox, Dong P Wang, Jonathan P Barés, Robert P Behringer. Self-organized magnetic particles to tune the mechanical behavior of a granular system. *EPL - Europhysics Letters*, 2016, 115 (6), pp.64003 - 64003. 10.1209/0295-5075/115/64003 . hal-01394287

**HAL Id: hal-01394287**

**<https://hal.science/hal-01394287v1>**

Submitted on 9 Nov 2016

**HAL** is a multi-disciplinary open access archive for the deposit and dissemination of scientific research documents, whether they are published or not. The documents may come from teaching and research institutions in France or abroad, or from public or private research centers.

L'archive ouverte pluridisciplinaire **HAL**, est destinée au dépôt et à la diffusion de documents scientifiques de niveau recherche, publiés ou non, émanant des établissements d'enseignement et de recherche français ou étrangers, des laboratoires publics ou privés.

# Self-organized magnetic particles to tune the mechanical behavior of a granular system

MEREDITH COX,<sup>1</sup> DONG WANG,<sup>1</sup> JONATHAN BARÉS<sup>1,2</sup> and ROBERT P. BEHRINGER<sup>1</sup>

<sup>1</sup> *Department of Physics & Center for Nonlinear and Complex Systems, Duke University, Durham, NC, 27708, USA*

<sup>2</sup> *Laboratoire de Mécanique et de Génie Civil, UMR 5508, Université de Montpellier-CNRS, Montpellier, France*

PACS 47.57.Gc – Granular flow  
PACS 81.05.Rm – Porous materials; granular materials  
PACS 78.20.Fm – Birefringence

**Abstract** –Above a certain density a granular material jams. This property can be controlled by either tuning a global property, such as the packing fraction or by applying shear strain, or at the micro-scale by tuning grain shape, inter-particle friction or externally controlled organization. Here, we introduce a novel way to change a local granular property by adding a weak anisotropic magnetic interaction between particles. We measure the evolution of the pressure,  $P$ , and coordination number,  $Z$ , for a packing of 2D photo-elastic disks, subject to uniaxial compression. A fraction  $R_m$  of the particles have embedded cuboidal magnets. The strength of the magnetic interactions between particles is too weak to have a strong direct effect on  $P$  or  $Z$  when the system is jammed. However, the magnetic interactions play an important role in the evolution of latent force networks when systems containing a large enough fraction of the particles with magnets are driven through unjammed to jammed states. In this case, a statistically stable network of magnetic chains self-organizes before jamming and overlaps with force chains once jamming occurs, strengthening the granular medium. This property opens a novel way to control mechanical properties of granular materials.

---

Above a certain density granular materials jam [1], i.e. become mechanically stable. As the medium transitions from unjammed to jammed, its behavior changes from fluid-like to solid-like. From a theoretical perspective, jamming has typically been considered for systems of particles that only interact via contact forces. But little is known for the case we consider here, when there are additional weak particle interactions even when the particles are not in contact. From a more practical viewpoint, jamming has important consequences. Often it is a drawback as in a silo or in a funnel, but it can be used constructively as in recent innovative architecture constructions to create stable structures [2,3] and soft robotic actuators [4–6] to reversibly change a soft material into a solid strong one. These studies highlight several ways to create or destabilize mechanically stable states [7,8]: changing the system volume/density [4]; applying system-wide shear strain [9]; and locally, changing grain shapes [3,10,11], organization [2], or friction [3]. Reversibly changing the system proper-

ties at the global scale is routine, but changing properties at the grain scale is much more challenging. We take a first step toward a novel manner to affect the macroscopic behavior of a granular packing by changing grain-scale properties. We do so by adding magnets to a controlled fraction of the grains. The magnetic interaction strength at the local scale is very weak compared to interaction forces that are typical of jammed states. Despite the low magnetic forces involved, the fluidity of the granular system below jamming provides a mechanism for self-organization of structures that is reminiscent of magneto-rheological fluids [12–14]. This organization can persist above jamming providing the concentration of magnetic particles is high enough.

The experiment consists of uniaxial compression (see Fig.1-(a)) of a mixture of 645 bidisperse (60% small, 40% large) photo-elastic disks with either diameter 12.7 or 15.9mm, and thickness 6mm. This ratio prevents crystalline ordering. A  $4 \times 4 \times 4\text{mm}^3$  neodymium magnet was

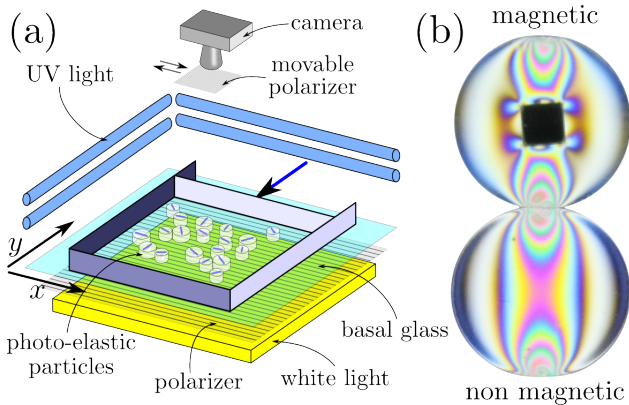


Fig. 1: (color online) (a): 3D schematic of the uniaxial compression experiment. A moving wall (blue arrow) compresses bidisperse magnetic photo-elastic particles by small steps. Each particle is marked on top by a bar, drawn in UV-fluorescent ink that gives the orientation of the embedded magnet. At each step the system is imaged in white light, (i) between crossed polarizers, (ii) without crossed polarizers, and (iii) in UV light. (b): top view with crossed polarisers showing magnetic and non-magnetic particles that have been compressed uniaxially. The presence of an embedded magnet modifies the inner mechanical and photoelastic response of a particle.

embedded in the bottom of a fraction  $R_m$  of the disks as in Fig.1-(b-Top), and a UV-fluorescent bar was drawn along the attractive direction of the magnet on the top of each particle. The particles were cast in a reverse-image chemically-resistant silicone mold [15] that was formed over a high resolution 3D printed base. The disks were cast from shore stiffness 50 liquid polyurethane [16] and then cured. For some particles, a magnet was centered at the bottom of the mold before pouring the polyurethane. This process avoided residual stresses in the polymer around the magnet. The friction coefficient between particles is  $0.62 \pm 0.07$ .

The disks were placed in a  $44 \times 40\text{cm}^2$  ( $x, y$ ) rectangular cell, in a spatially random stress-free compact rectangle with the long direction corresponding to the direction of compression. Initially, there was a  $\sim 3\text{cm}$  gap between the particles and the cell boundaries to let particles rearrange freely before reaching the jammed state. The particles rested on a smooth Plexiglas<sup>®</sup> sheet lubricated with talc, yielding a particle-base friction coefficient of  $0.36 \pm 0.04$ . The setup was illuminated from below by a circular polarized uniform white light source, and from above by less intense UV lights. A 20 megapixel SLR camera, mounted 2m above the particles, recorded views with and without a crossed (with respect to the source) circular polarizer (see Fig.1-(a)). After each 1mm compression step, the system was imaged (i) without the second polarizer, (ii) with the second crossed polarizer (see Fig.1-(b)), and (iii) with the white light off and UV light on. The normal light pictures gave the particle positions. The UV light pictures

gave the magnetic orientations. The pressure ( $P$ ) inside each disk was computed from the squared gradient of the photo-elastic image intensity  $G_m^2$  (for magnetic particles) and  $G_{nm}^2$  (for non-magnetic particles) following [17–20]. The  $P \sim G^2$  values were corrected using the inset graph of Fig.2 to account for differences in the different particle types, as suggested by Fig.1-(b). That is, the calibration between squared gradient and  $P$  is different for magnetic,  $G_m$ , and non-magnetic,  $G_{nm}$ , particles primarily because the stiff magnet deforms the photo-elastic response. Contacts between particles are also accurately detected using positions and the photo-elastic response, as in Majmudar et al. [21]. The sensitivity of the polyurethane permits observation of a photo-elastic response of the particles for applied forces as low as 0.015N. This is sufficient sensitivity to allow the detection of contacts due to magnetic attraction of the particles.

The inter-particle interaction forces have been measured for pulling and pushing different combinations of disks (small/large/magnetic/non-magnetic) away/toward each other and measuring the resulting force  $f$  and edge-to-edge distance between disks  $\delta$  in a micro-strain analyser (TA Instruments RSA III). Fig.2 shows that during compression, magnetic and small particles are sensibly stiffer. In every case the particles exhibit Hertzian-like behavior and the magnetic attractive forces follow  $f \sim -e^{-0.35 \cdot \delta}$ . Also, the highest attractive magnetic forces (0.05N) are greater than forces due to basal friction ( $\sim 0.005\text{N}$  considering friction coefficient and particle weight), and both are much lower than repulsive forces measured in strong force chains ( $\sim 2\text{N}$ ). This implies that neither the magnetic forces nor stiffening due to the magnets plays a direct role in the modification of the macroscopic behavior of the granular material once it is jammed.

However, the magnetic particles clearly influence the evolution of the system and the medium response. Fig.3-(a) shows the evolution of the global pressure computed as the sum over  $G^2$  (with separate calibrations by particle type) over all the disks when the granular system is compressed for different magnetic particle ratios  $R_m$ , from 0% (no magnetic particles) to 100% (only magnetic particles). Each curve represents an average over three compression runs. Above the fluid-like unjammed states, two different types of response arise, one for low  $R_m$  and another for high  $R_m$ . The data for  $R_m = 0\%$  is characteristic of all the lower  $R_m$  response curves, and  $R_m = 100\%$  is characteristic of the higher  $R_m$  responses. In the first case,  $P$  stays near zero for moderate strains, and particles rearrange in a liquid-like way to relax forces in the system;  $P$  then increases rather rapidly above a critical-like  $\varepsilon$ . In the second case, pressure increases more steadily with initial  $\varepsilon$ , and a sharp increase occurs at a lower  $\varepsilon$ .

The distinction between low and high  $R_m$  is particularly significant for the evolution of  $Z$  vs.  $\varepsilon$ , or packing fraction  $\phi$ , for different ratios of magnetic particles. The responses for all  $R_m < 50\%$  are nearly the same, and separately the responses for all  $R_m > 50\%$  are all similar, with

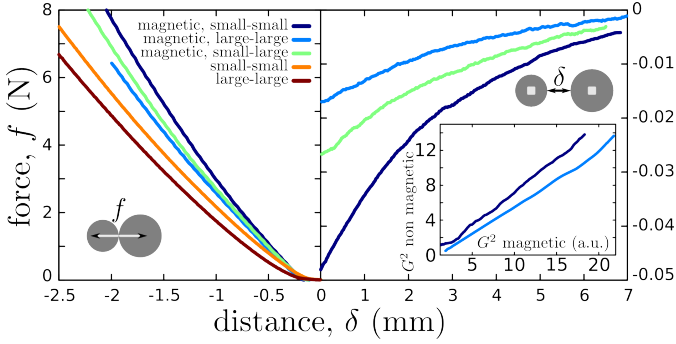


Fig. 2: (color online) Details of interactions between particles. For the different combination of particles (small/large/magnetic/non-magnetic) the interaction force is plotted as a function of distance  $\delta$  or overlap ( $\delta < 0$ ) between particle boundaries. Force scale for positive  $\delta$  (right panel) is not the same as for negative (left panel). Non-magnetic particles are slightly softer than magnetic ones. For the latter, a maximum attractive force of 0.05N is measured. Inset: for an equal compression force,  $G^2$  (averaged over all pixels inside the photo-elastic materials of the particle) is plotted for magnetic  $G_m^2$  and non-magnetic  $G_{nm}^2$  particles, for small and large particles. A linear variation is found:  $G_m^2 = k \cdot G_{nm}^2$  with  $k > 1$ .

a rapid crossover for  $R_m \simeq 50\%$ . Specifically, as in Fig.3-(b), for  $R_m < 50\%$  (and as previously observed in [21] for purely non-magnetic systems),  $Z$  is initially very low ( $Z < 1$ ) and increases over a modest range of compressions to the jamming point  $Z \simeq 3$  which corresponds to a sharp increase in  $P$ . In contrast when  $R_m > 50\%$ , the coordination number is always higher than in the non-magnetic case due to contacts caused by magnetic attraction, which leads to  $Z \simeq 2$ . Then, when the system is compressed,  $Z$  increases roughly linearly until the rate of increase accelerates near the jamming point. We believe that this change in response with  $R_m$  is due to a percolation transition of the magnetic interactions, which we will describe in more detail elsewhere. The jamming packing fraction,  $\phi_J$ , shifts from  $\sim 0.728$  when the system is purely magnetic to  $\sim 0.742$  when the system is completely non-magnetic. Note that all the jamming points are significantly lower than 0.84, the isotropic jamming point in 2D, because uniaxial compression is anisotropic, and friction between particles allows for shear jamming. (Also note that uniaxial compression is a mixed shear and isotropic compression mode.) The transition between these two response types as  $R_m$  varies is sharp, which means that near the transition, an important change of the material response occurs with only a very small change in the fraction of magnetic particles.

Although the macroscopic response when magnetic particles are introduced changes significantly, as in Fig.3-(a), the magnetic forces are very small ( $< 0.05\text{N}$ ) compared to typical strong repulsive forces ( $\sim 2\text{N}$ ) in the jammed state. Hence, the difference in  $P$  and  $Z$  induced by increasing  $R_m$  cannot be directly related to the weak magnetic forces. To

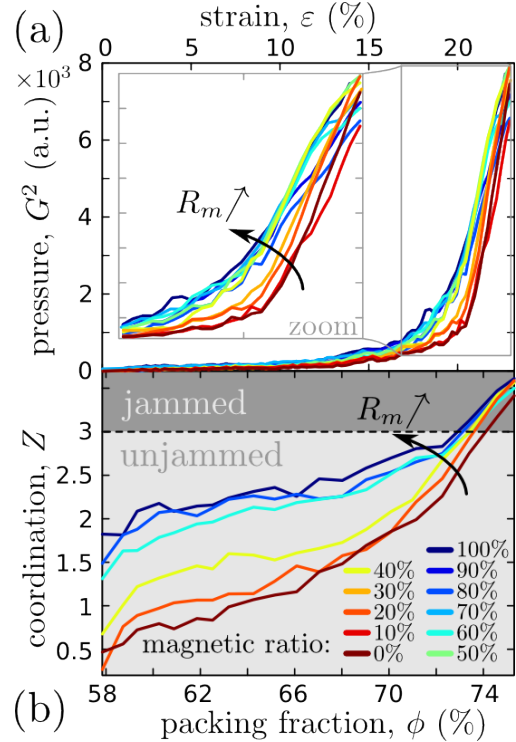


Fig. 3: (color online) Evolution of the pressure, measured as corrected  $G^2$  (a) and of the coordination number,  $Z$  (b) as a function of the applied strain  $\epsilon$  and of the packing fraction  $\phi$  for different ratios of magnetic particles, from 0% (only non-magnetic) to 100% (only magnetic). The higher the percentage of magnetic particles, the more resistant the system and the faster pressure increases. The number of contact per grains is naturally higher for magnetic particles and the system jams faster. In (b) a dashed line for  $Z = 3$  marks the jamming transition. (a)-inset: zoom of the pressure evolution after the fluid-like rearrangement behaviour. Mechanical behaviour sensibly varies as a function of  $R_m$ .

understand the changes in material response with  $R_m$  we focus on the network structures formed by the magnetic disks. As shown in the inset of Fig.4-(b), neighbour magnetic particles tend to align in the same magnetic direction to attract each other, and hence to form magnetic chains. A pair of particles in a magnetic chain are identified as two nearby particles when the distance between the ends of their magnetic bars is less than 3mm. These chains can consist of up to 12 particles, and can exhibit ramifications and loops (see inset of Fig.4-(b)). We define the length,  $\ell$ , of a magnetic chain as the number of member particles, and we consider only chains that have  $\ell \geq 3$ . Fig.4-(a) shows the evolution of the probability density function (PDF),  $P(\ell)$ , for different compression steps for an  $R_m = 100\%$  packing. The statistical distribution of  $\ell$  is constant during the compression even if chains break and merge during the process (see video in supplementary material).  $P(\ell)$  follows an exponential law with coefficient  $0.72 \pm 0.01$ :

$$P(\ell) \sim e^{-0.72 \cdot \ell} \quad (1)$$

This statistical distribution remains the same within the errorbars for all  $R_m > 0$  for the present experiments (not shown here). This implies that whatever their density and the constraints inside the system, magnetic particles self-organize to maintain a magnetic chain network of the same statistical nature. Also, the average number of magnetic chains is roughly constant during the compression process but as shown in the inset of Fig.4-(a) it increases linearly with  $R_m$ .

The external load on a granular medium is not supported homogeneously by all the grains of the system but along force chains forming a sparse network [21–23]. The force network presented as a black shadow in the inset of Fig.4-(b) is formed by particles having a  $G^2$  value higher than a certain threshold (8a.u., 60% of the maximum  $G^2$  value in Fig.4-(b)). The threshold is far above the pressure that could result from magnetic interactions.

There are several seemingly contradictory facts that need explanation: 1) the magnetic forces are too small to directly affect the system response, except below and near jamming; 2)  $P$  and  $Z$  as functions of strain depend significantly on  $R_m$ ; 3) the magnetic particles self-organize into statistically stationary networks. A reasonable way for the magnetic particles to strongly affect the pressure would be if they were associated with the strong force networks. To test this hypothesis, we investigated the effect of the magnetic networks on the force network organization. Fig.4 (b) shows that when force chains begin to form, they grow preferentially from particles that are part of magnetic chains. We define  $R_1$  to be the ratio of the number of particles in magnetic chains that are also in force chains to the number of particles in force chains. We compare this ratio to  $R_2$ , defined as the ratio of particles in magnetic chains to all particles in the total system:

$$R_1 = \frac{\mathcal{N}(\text{particles in force \& magnetic chain})}{\mathcal{N}(\text{particles in force chains})} \quad (2)$$

$$R_2 = \frac{\mathcal{N}(\text{particles in magnetic chain})}{\text{total number of particles}}$$

Here,  $\mathcal{N}$  means particle number of the specified type. If force chains form everywhere in the system without regard to magnetic chains, then those two ratios should be equal.

But as shown in Fig.4-(b), initially,  $R_1$  is much higher than the ratio of magnetic chain particles in the total system:  $R_1 \gg R_2$ . The difference between both ratios vanishes when the pressure increases, and the network becomes denser after the jamming transition. This means that the first force chains to form, which constitute the initial backbone of the system and that often will be the most loaded when the pressure increases, form mainly from particles belonging to a magnetic chain, whatever  $R_m$  is.

Hence, the force chains that constitute the mechanical structure of a granular system under loading are im-

posed by a magnetic chain structure that self-organized and was statistically stationary during the early evolution of the packing. The nearly binary response of the granular medium (e.g. either the  $R_m = 100\%$  or  $0\%$  responses) suggests that for low  $R_m$ , the density of magnetic chains, even if force chains form along them, is too low to be able to setup a strong structure below jamming, and hence dominate the macroscopic response of the material. The sharp transition as  $R_m$  is varied smoothly (around  $R_m = 50\%$ ) to a very different response strongly suggests a percolation of the magnetic chains. This property could be used to tune the rigidity of a granular material by changing the magnetic nature of a small number of grains, and could be carried out by various processes (e.g. temperature change, external magnetic field change) that would change the magnetic state of a small number of particles.

To conclude, we observe that even though the magnetic inter-particle force for our particles is much lower than typical jammed-state repulsive forces, the presence of enough magnetic particles has an important impact on the response of the granular material to compaction, provided the fraction of magnetic particles is large enough. More precisely, a sharp transition in the pressure/coordination-strain/packing fraction curves is observed around  $R_m \simeq 50\%$ . Also, self-organized magnetic chains occur in the packing at a very early stage. Even though the magnetic chains evolve during compression (breaking, merging) the statistics of their length remain the same throughout the process. This last point helps explain the first one, since we observe that force chains that support the applied load are formed preferentially by particles in the magnetic chains, particularly for smaller strains. When the magnetic chain fraction is too low, the magnetic chains cannot impose a mechanical network that is strong enough to affect the macroscopic behavior of the granular material, and the response resembles the  $R_m = 0$  case. We believe this property can be used in novel applications. An additional interesting direction involves the use of magnetic particles for a rapidly driven system.

Acknowledgements: This work was supported by The NSF-Research Triangle MRSEC, NSF grant DMR-1206351, The William M. Keck Foundation, and a London post-doctoral fellowship for JB.

## REFERENCES

- [1] A. J. Liu and S. R. Nagel. Nonlinear dynamics: Jamming is not just cool any more. *Nature*, 396(6706):21–22, 1998.
- [2] K. Dierichs and A. Menges. Aggregate structures: Material and machine computation of designed granular substances. *Architectural Design*, 82(2):74–81, 2012.
- [3] Y. Zhao, K. Liu, M. Zheng, J. Barés, K. Dierichs, A. Menges, and R. P. Behringer. Packings of 3d stars: stability and structure. *Granular Matter*, 18(2):1–8, 2016.
- [4] E. Brown, N. Rodenberg, J. Amend, A. Mozeika, E. Steltz, M. R. Zakin, H. Lipson, and H. M. Jaeger. Universal robotic gripper based on the jamming of gran-



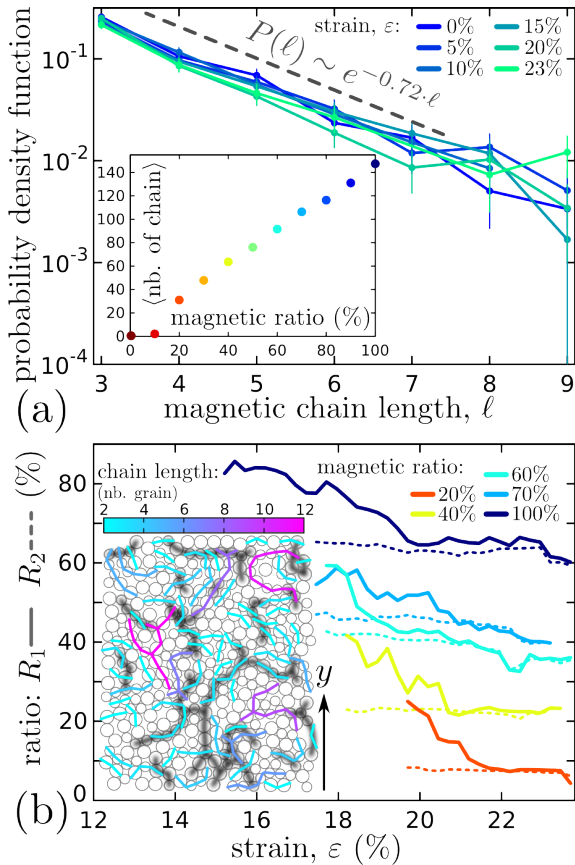


Fig. 4: (color online) (a): probability density function (PDF) of the length,  $\ell$ , of magnetic chains, averaged over 3 100% magnetic particle experiments measured at different steps of the compression. Even if chains break and merge, the PDF still follows an exponential law (grey dashed line) with coefficient  $0.72 \pm 0.01$ . (a)-Inset: average number of magnetic chains for experiments with different percentage of magnetic particles. For each point, the average is done over all the compression steps for 3 runs with the same  $R_m$ . The standard deviation is too small to be visible on the graph. (b): Evolution of the ratios  $R_1$  (plain line, ratio of particles in a magnetic chain among particles in a force chain) and  $R_2$  (dashed line, ratio of particles in a magnetic chain in the whole system) during the compression for different mixes of magnetic particles. Force chains mainly form on top of magnetic chains (see text for details). (b)-inset: part of the system for a 100% magnetic particle experiment with  $\varepsilon = 16\%$ , colored lines show magnetic chains (color scale for length) and dark lines shadow show force chains.

ular material. *Proceedings of the National Academy of Sciences*, 107(44):18809–18814, 2010.

- [5] N. G. Cheng, M. B. Lobovsky, S. J. Keating, A. M. Setapen, K. I. Gero, A. E. Hosoi, and K. D. Iagnemma. Design and analysis of a robust, low-cost, highly articulated manipulator enabled by jamming of granular media. In *Robotics and Automation (ICRA), 2012 IEEE International Conference on*, pages 4328–4333, May 2012.
- [6] E. Steltz, A. Mozeika, M. Rodenberg, E. Brown, and H. M. Jaeger. Jsel: Jamming skin enabled locomotion. In *Intelligent Robots and Systems, 2009. IROS 2009.*

*IEEE/RSJ International Conference on*, pages 5672–5677, Oct 2009.

- [7] H. M. Jaeger. Celebrating soft matter’s 10th anniversary: Toward jamming by design. *Soft Matter*, 11:12–27, 2015.
- [8] S. Keller and H. M. Jaeger. Aleatory architectures. *Granular Matter*, 18(2):1–11, 2016.
- [9] D. Bi, J. Zhang, B. Chakraborty, and R. P. Behringer. Jamming by shear. *Nature*, 480(7377):355–358, 2011.
- [10] M. Z. Miskin and H. M. Jaeger. Adapting granular materials through artificial evolution. *Nature materials*, 12(4):326–331, 2013.
- [11] A. G. Athanassiadis, M. Z. Miskin, P. Kaplan, N. Rodenberg, S. H. Lee, J. Merritt, E. Brown, J. Amend, H. Lipson, and H. M. Jaeger. Particle shape effects on the stress response of granular packings. *Soft Matter*, 10:48–59, 2014.
- [12] K. D. Weiss, J. D. Carlson, and D. A. Nixon. Viscoelastic properties of magneto- and electro-rheological fluids. *Journal of Intelligent Material Systems and Structures*, 5(6):772–775, 1994.
- [13] M. Hagenbüchle and J. Liu. Chain formation and chain dynamics in a dilute magnetorheological fluid. *Applied Optics*, 36(30):7664–7671, Oct 1997.
- [14] T. Ukai and T. Maekawa. Patterns formed by paramagnetic particles in a horizontal layer of a magnetorheological fluid subjected to a dc magnetic field. *Physical Review E*, 69:032501, Mar 2004.
- [15] Smooth-On. Star-mold<sup>®</sup> 15 (slow).
- [16] Smooth-On. Clear-flex<sup>®</sup> 50.
- [17] D. Howell, R. P. Behringer, and C. Veje. Stress fluctuations in a 2d granular couette experiment: A continuous transition. *Physical Review Letter*, 82:5241–5244, Jun 1999.
- [18] Junfei Geng, D. Howell, E. Longhi, R. P. Behringer, G. Reydellet, L. Vanel, E. Clément, and S. Luding. Footprints in sand: The response of a granular material to local perturbations. *Physical Review Letter*, 87:035506, Jul 2001.
- [19] J. Ren, J. A. Dijksman, and R. P. Behringer. Reynolds pressure and relaxation in a sheared granular system. *Physical Review Letter*, 110:018302, Jan 2013.
- [20] R. P. Behringer, D. Bi, B. Chakraborty, A. Clark, J. A. Dijksman, J. Ren, and J. Zhang. Statistical properties of granular materials near jamming. *Journal of Statistical Mechanics: Theory and Experiment*, 2014(6):P06004, 2014.
- [21] T. S. Majmudar, M. Sperl, S. Luding, and R. P. Behringer. Jamming transition in granular systems. *Physical Review Letters*, 98:058001, Jan 2007.
- [22] F. Radjai, D. E. Wolf, M. Jean, and J.-J. Moreau. Bimodal character of stress transmission in granular packings. *Physical Review Letters*, 80:61–64, Jan 1998.
- [23] L. Kondic, A. Goulet, C. S. O’Hern, M. Kramar, K. Mischaikow, and R. P. Behringer. Topology of force networks in compressed granular media. *Europhysics Letters*, 97(5):54001, 2012.