



Rotating Rayleigh-Taylor turbulence

Guido Boffetta, Andrea Mazzino, Stefano Musacchio

► To cite this version:

Guido Boffetta, Andrea Mazzino, Stefano Musacchio. Rotating Rayleigh-Taylor turbulence. *Physical Review Fluids*, 2016, 1 (5), pp.054405. 10.1103/PhysRevFluids.1.054405 . hal-01386448

HAL Id: hal-01386448

<https://hal.science/hal-01386448>

Submitted on 24 Oct 2016

HAL is a multi-disciplinary open access archive for the deposit and dissemination of scientific research documents, whether they are published or not. The documents may come from teaching and research institutions in France or abroad, or from public or private research centers.

L'archive ouverte pluridisciplinaire **HAL**, est destinée au dépôt et à la diffusion de documents scientifiques de niveau recherche, publiés ou non, émanant des établissements d'enseignement et de recherche français ou étrangers, des laboratoires publics ou privés.

Rotating Rayleigh-Taylor turbulence

G. Boffetta

*Department of Physics and INFN, University of Torino,
via P. Giuria 1, 10125 Torino, Italy*

A. Mazzino

*Department of Civil, Chemical and Environmental Engineering,
INFN and CINFAI, University of Genova,
Via Montallegro 1, 16145 Genova, Italy*

S. Musacchio

*Université de Nice Sophia Antipolis, CNRS,
Laboratoire J.A. Dieudonné, UMR 7351, 06100 Nice, France*

(Dated: October 24, 2016)

Abstract

The turbulent Rayleigh–Taylor system in a rotating reference frame is investigated by direct numerical simulations within the Oberbeck-Boussinesq approximation. On the basis of theoretical arguments, supported by our simulations, we show that the Rossby number decreases in time, and therefore the Coriolis force becomes more important as the system evolves and produces many effects on Rayleigh–Taylor turbulence. We find that rotation reduces the intensity of turbulent velocity fluctuations and therefore the growth rate of the temperature mixing layer. Moreover, in presence of rotation the conversion of potential energy into turbulent kinetic energy is found to be less effective and the efficiency of the heat transfer is reduced. Finally, during the evolution of the mixing layer we observe the development of a cyclone-anticyclone asymmetry.

I. INTRODUCTION

In natural fluid systems, the interface between regions of different density is subject to the well-known Rayleigh-Taylor (RT) instability when the heavier fluid is pushed against the lighter one (see, e.g., [1–3] for reviews on the subject). In the late stage, this instability evolves in a fully-developed turbulent flow [2–4]. Because of the fact that unstably stratified interfaces are ubiquitous in nature, fluid mixing induced by RT instability and turbulence characterizes many systems, over a huge interval of spatial and temporal scales. Among the possible examples, we mention astrophysical systems, in relation to flame acceleration in type Ia supernova [5, 6]; geological systems, where RT instability has been invoked to explain the initiation and evolution of polydiapirs (domes-in-domes) [7]; atmospheric physics, where RT instability has been invoked as a possible explanation for the formation of the mammatus clouds [8].

Several experimental [9–14] and numerical [15–20] works have investigated the evolution of RT instability and turbulence in different physical conditions. In the limit of small density variations, the simplest mathematical description is provided by the Oberbeck-Boussinesq approximation of two incompressible, miscible fluids. Under these conditions, the seminal paper [21] has shown that three-dimensional RT turbulence can be described as a time-dependent hydrodynamical turbulent flow with a gravity-induced forcing mechanism.

The RT instability and mixing can be significantly affected by the presence of other physical mechanisms, beside gravity, acting on the flow, including compressibility [22, 23], viscoelasticity [24], surface tension [25] and physical confinement [26, 27]. An important instance is the case in which the flow is embedded in a rotating reference frame, which causes the emergence of the Coriolis force in the ruling equations. Previous works have shown that the Coriolis force has a stabilizing effect on the RT instability, both in the linear stage [1] and in the weakly nonlinear stage of the perturbation evolution [28–30].

In this study we focus on the effects of rotation on the fully developed RT turbulence. We discuss theoretical arguments based on dimensional scaling analysis which predict that the Rossby number decreases in time during the growth of the mixing layer. The Coriolis force is therefore expected to become dominant as the system evolves. This prediction is confirmed by our numerical simulations, which reveals that the turbulent RT system is strongly affected by rotation. In particular, we find that rotation reduces the efficiency of the heat transfer

as well as the conversion of potential energy into turbulent kinetic energy. This causes a reduction of the intensity of turbulent velocity fluctuations and slows down the growth of the mixing layer. Interestingly, rotation allows the velocity fluctuations to extend outside the temperature mixing layer. We also observe the development of a cyclone-anticyclone asymmetry which is weakly dependent on the evolution of the mixing layer.

The paper is organized as follow. In Sec. II we introduce the rotating RT system under the Oberbeck-Boussinesq framework and we present mean field (scaling) arguments through which the role of rotation can be inferred. Numerical results from high-resolution DNS of the rotating RT system are presented and discussed in Sec. III concerning the effects of rotation on i) the mixing-layer growth, ii) the heat transfer, iii) the energy spectra, and, finally, iv) the symmetry breaking between cyclones and anticyclones. Final discussions and perspectives are drawn in Sec. IV

II. EQUATION OF MOTION AND THEORETICAL CONSIDERATIONS

We consider miscible Rayleigh-Taylor turbulence generated at the interface of two layers of fluid with small temperature (density) difference. The initial (at $t = 0$) interface is the plane $z = 0$, perpendicular to gravity $\mathbf{g} = (0, 0, -g)$ and to the uniform rotation $\mathbf{\Omega} = (0, 0, \Omega)$. The dynamics is ruled by the Boussinesq equations for an incompressible ($\mathbf{u}(\mathbf{x}, 0) = 0$) velocity field $\mathbf{u}(\mathbf{x}, t) = (u, v, w)$ coupled with a temperature field $T(\mathbf{x}, t)$

$$\frac{\partial \mathbf{u}}{\partial t} + \mathbf{u} \cdot \nabla \mathbf{u} + 2\mathbf{\Omega} \times \mathbf{u} = -\nabla p + \nu \nabla^2 \mathbf{u} - \beta \mathbf{g} T \quad (1)$$

$$\frac{\partial T}{\partial t} + \mathbf{u} \cdot \nabla T = \kappa \nabla^2 T \quad (2)$$

The reference temperature is set to $T = 0$, ν and κ are the kinematic viscosity and diffusivity respectively and β is the thermal expansion coefficient. The initial conditions are $\mathbf{u}(\mathbf{x}, 0) = 0$, $T(\mathbf{x}, 0) = -(\theta_0/2) \text{sgn}(z)$ where θ_0 is the temperature jump at the interface at $z = 0$, which fixes the Atwood number $A = \beta\theta_0/2$.

As turbulence develops from the instability at the interface, turbulent kinetic energy in the mixing layer $E = (1/2)\langle |\mathbf{u}|^2 \rangle$ is produced at the expense of potential energy $P = -\beta g \langle zT \rangle$ (brackets represent integral over the physical domain of volume $L_x \times L_y \times L_z$). The energy balance is written from (1-2) as

$$-\frac{dP}{dt} = \beta g \langle wT \rangle = \frac{dE}{dt} + \varepsilon_\nu + \beta g \frac{\kappa \theta_0}{2L_z} \quad (3)$$

where $\varepsilon_\nu = \nu \langle (\nabla \mathbf{u})^2 \rangle$ is the viscous energy dissipation and the last term is negligible in the limit of small diffusivity. We define the *efficiency* Σ of turbulent generation as the ratio of the kinetic energy production over potential energy consumption, $\Sigma = -\frac{dE/dt}{dP/dt}$. We anticipate that, although the Coriolis force $2\mathbf{\Omega} \times \mathbf{u}$ does not enter directly in the energy balance (3) it does affect the efficiency of the process which, for $\Omega > 0$ is reduced with respect to the value $\Sigma = 0.5$ observed for $\Omega = 0$ [31].

The development of the RT instability produces a mixing zone of width $h(t)$ which grows in time. Dimensional arguments derived in absence of rotation [4] predicts that in the turbulent regime the mixing layer grows as $h(t) \simeq Agt^2$ and the typical velocity fluctuations inside the mixing layer grow as $u \simeq Agt$ (here u indicates an arbitrary component of the velocity).

Assuming that the dimensional scalings hold also in the rotating case, one obtains the prediction that the dimensionless Rossby number $Ro = w_{rms}/(2\Omega h)$, which measures the relative strength of the inertial forces to the Coriolis forces, should decrease in time as $Ro \simeq 1/(\Omega t)$. In particular, in the case of a weak rotation rate Ω even if the effect of rotation is negligible at the initial times (ensuring the validity of the dimensional scalings), it becomes more important and eventually competes with the inertial and buoyancy forces for $t \gtrsim 1/\Omega$. For large Ω , this time can be sufficiently small for the rotation to affect already the linear (or quasi-linear) phase of the instability [29, 30].

We performed direct numerical simulations (DNS) of the system of equations (1-2) in a periodic domain of size $L_x \times L_y \times L_z$ with $L_y = L_x$ and $L_z = 4L_x$ by means of a fully parallel pseudo-spectral code at resolution $512 \times 512 \times 2048$ at different values of rotation Ω . Time evolution is ruled by a second-order Runge-Kutta scheme with explicit integration of the linear terms. For all runs we have $Ag = 0.25$, $\theta_0 = 1$ and $Pr = \nu/\kappa = 1$. Viscosity is sufficiently large to resolve small scales ($k_{max}\eta \geq 1.3$ at the end of the simulations) and the results are made dimensionless with the box size L_x , the characteristic time $\tau = (L_x/Ag)^{1/2}$ and the characteristic velocity $U = L_x/\tau$.

Rayleigh-Taylor instability is seeded by adding to the initial density field a 10% of white noise in a thin layer around the unstable interface at $z = 0$. The same realization of the random perturbation is used for all the simulations at different rotation. The simulation is stopped before the mixing layer reaches the dimension of the vertical scale L_z . We remark that the average quantities in (3) are defined by the integral over the space and therefore

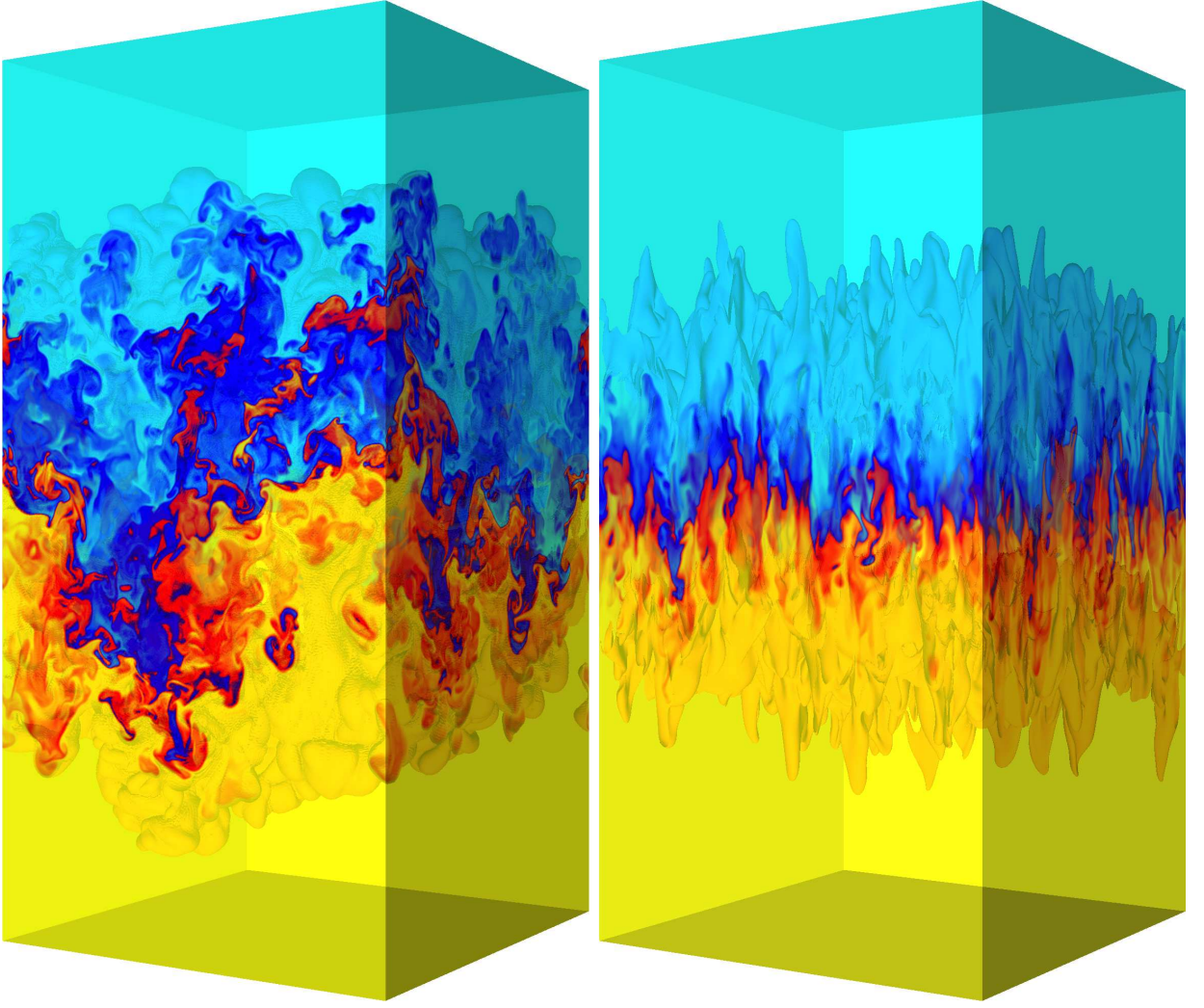


FIG. 1. Snapshots of the temperature field at time $t = 5.2\tau$ for two simulations with $\Omega\tau = 0$ (left) and $\Omega\tau = 10$ (right) starting from the same initial conditions. Yellow (blue) represents hot (cold), light (heavy) fluid.

their time dependence has an additional t^2 factor due to the growth of the support of the integral given by the mixing layer width $h(t)$.

Figure 1 shows two snapshots of the temperature field for two simulations at $\Omega\tau = 0$ and $\Omega\tau = 10$. Rotation produces clear qualitative effects on the temperature field: Thermal plumes are more coherent and elongated in the vertical direction while their vertical velocity is reduced.

III. NUMERICAL RESULTS

One effect of rotation is to reduce the growth of the mixing layer, a feature which is evident at a qualitative level from Fig. 1. More quantitatively, this reduction is due to a suppression of the vertical velocity fluctuations, measured by w_{rms} and shown in Fig. 2. After the instability, for $t > \tau$, vertical velocity fluctuations in the non-rotating case $\Omega = 0$ are observed to grow linearly in time, in agreement with the dimensional prediction $w_{rms} \simeq Agt$. By increasing the rotation velocity, the growth of w_{rms} is strongly depleted and for $\Omega\tau = 12.5$ vertical velocities almost saturates at a constant value. The inset of Fig. 2 shows the ratio w_{rms}/u_{rms} of the vertical to the horizontal velocity fluctuations which is found to be weakly dependent on Ω . Therefore also horizontal velocities are reduced and the degree of large-scale anisotropy in the velocity field is not strongly affected by rotation.

One consequence of the reduction of velocity fluctuations is the slowing down of the growth of the mixing layer in presence of rotation. Different definitions of the mixing layer width h have been proposed, based on either threshold values or integral quantities [32]. In the inset of Fig. 3 we plot the time evolution of h defined in terms of the threshold value $z = h/2$ at which the temperature profile $\bar{T}(z)$ reaches a fraction r of the maximum value, i.e. $\bar{T}(\pm h/2) = \mp r\theta_0$ [32, 33] (the overline indicates average over the horizontal planes $L_x \times L_y$). We observe that rotation indeed induces a strong suppression of the growth of $h(t)$.

A remarkable result shown in Fig. 3 is that the ratio w_{rms}/h is almost independent on Ω in the late turbulent phase. The natural interpretation is that, since the mixing layer is produced by the velocity fluctuations, h is essentially given by the integral in time of w_{rms} and their ratio becomes Ω -independent.

In Figure 4 we plot the temporal evolution of the Rossby number defined as $Ro = w_{rms}/(2\Omega h)$. Even though in the strongly rotating case the w_{rms} and h might deviate from the scaling expected for $\Omega = 0$, we find that the Rossby number, which is proportional to their ratio, decreases with time close to the dimensional prediction $Ro \simeq 1/(\Omega t)$.

Since vertical velocity fluctuations are responsible for the conversion of potential energy into kinetic energy, the potential energy loss $\Delta P(t) = P(0) - P(t)$ is reduced for $\Omega > 0$, as shown in Fig. 5. We find that also the efficiency of the process is reduced by rotation: For $\Omega = 0$ we have $\Sigma \simeq 0.5$, i.e. about one half of potential energy is converted into large-scale

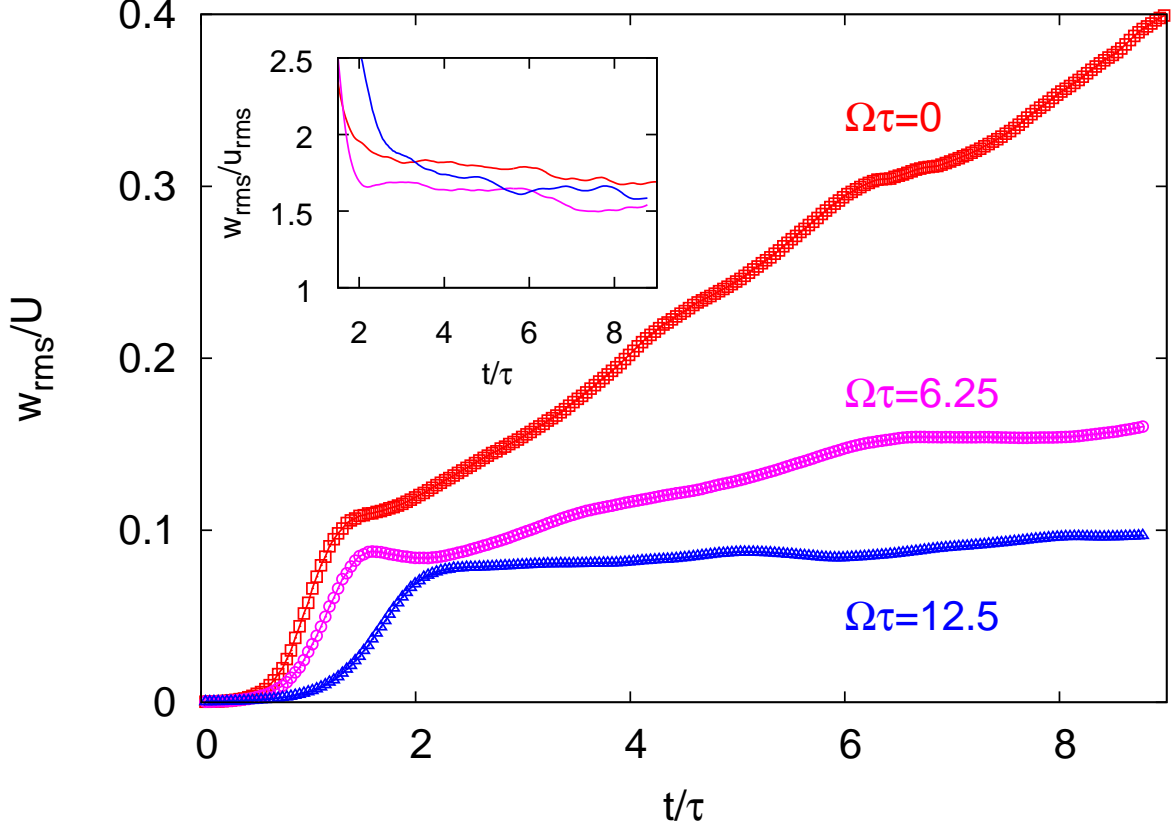


FIG. 2. Vertical velocity fluctuations w_{rms} in the mixing layer as a function of time for three different rotations, $\Omega\tau = 0$ (red squares), $\Omega\tau = 6.25$ (pink circles) and $\Omega\tau = 12.5$ (blue triangles). Inset: ratio of vertical to horizontal velocity fluctuations as a function of time, for the same values of rotation.

kinetic energy while the other half feeds the turbulent cascade and is eventually dissipated by viscosity [31]. For $\Omega > 0$ the efficiency is reduced and we find $\Sigma \simeq 0.3$ for the case $\Omega\tau = 12.5$, as shown in Fig. 5, i.e. in this case more potential energy is transferred to small scales and dissipated.

A. Integral lengths

Rotation produces different effects on the temperature and on the velocity fields in RT convection. To investigate this issue, we introduce a set of integral lengths based on the vertical profile $f^{(u,w,T)}(z)$ of velocity or temperature variance, defined as $f^{(u)}(z) = \overline{u^2}(z)$,

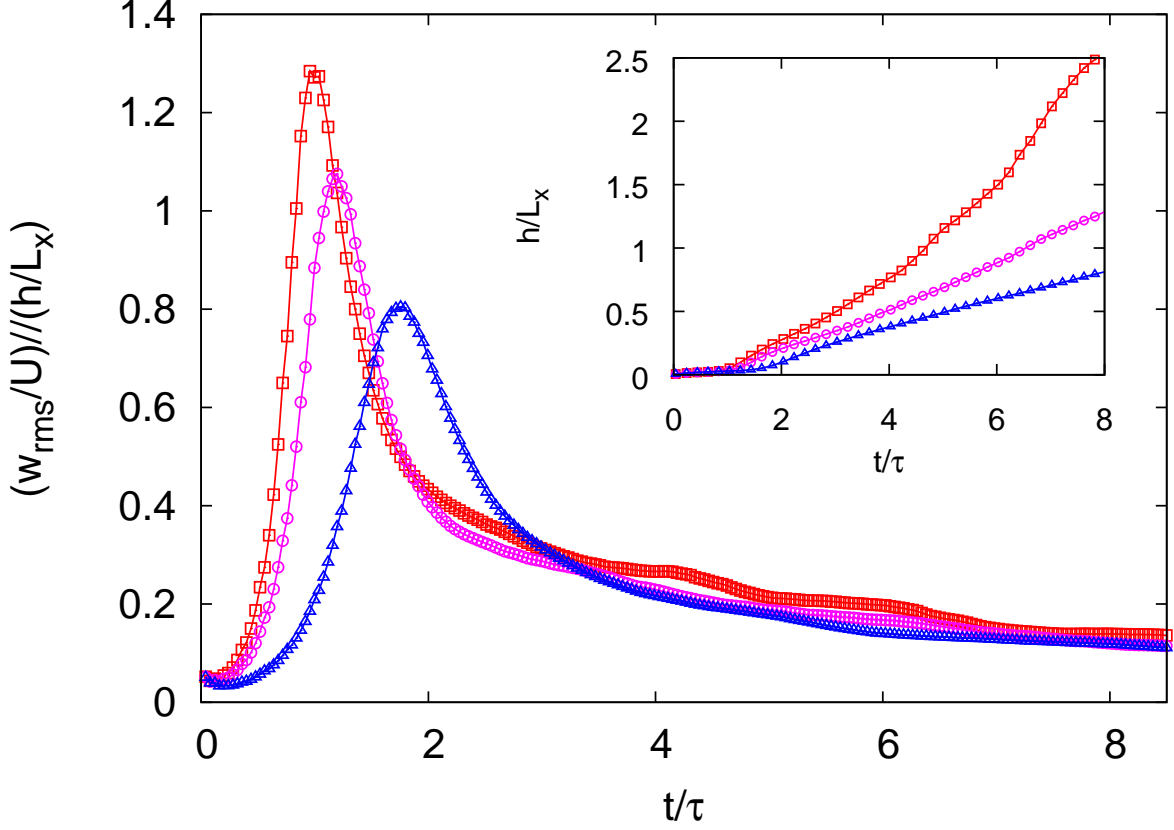


FIG. 3. Ratio of the vertical velocity fluctuations w_{rms} to the width of the mixing layer h as a function of time for three different rotations, $\Omega\tau = 0$ (red squares), $\Omega\tau = 6.25$ (pink circles) and $\Omega\tau = 12.5$ (blue triangles). Inset: time evolution of the mixing layer width h defined in terms of a threshold $r\theta_0$ in the temperature profile, with $r = 0.9$.

$$f^{(w)}(z) = \overline{w^2}(z), \quad f^{(T)}(z) = \overline{T^2}(z) - \overline{T}(z)^2:$$

$$L^{(u,w,T)} = \left[\frac{\int f^{(u,w,T)}(z) z^2 dz}{\int f^{(u,w,T)}(z) dz} \right]^{1/2} \quad (4)$$

where the integral are defined over the whole domain $[0, L_z]$. The advantage of this definition with respect to the usual $h(t)$, is that it provides information on the extension of the mixing layer both in terms of (horizontal/vertical) velocity and temperature fluctuations.

The evolution of $L^{(u,w,T)}$ is shown in Fig. 6 for two values of Ω . In the absence of rotation the three integral lengths are approximately the same, indicating that temperature and velocity fluctuations are tightly associated within the mixing layer. On the contrary, for $\Omega\tau = 12.5$ we observe that while $L^{(T)}$ is reduced (which is already clear from Fig. 1), both $L^{(u)}$ and $L^{(w)}$ increase, approximately by the same amount. This is a manifestation of the

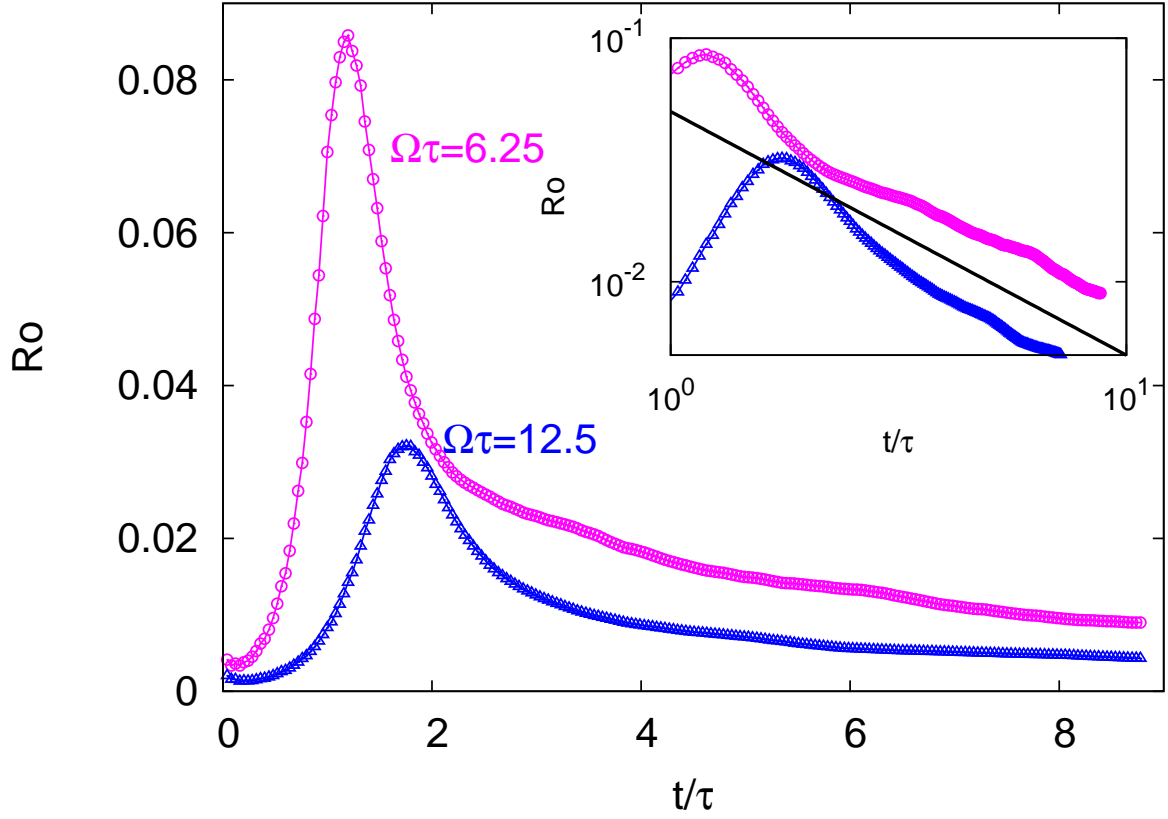


FIG. 4. Rossby number $Ro = w_{rms}/(2\Omega h)$ as a function of time for the two rotations $\Omega\tau = 6.25$ (pink circles) and $\Omega\tau = 12.5$ (blue triangles). Inset: the same quantities in log-log plot. The black line represents t^{-1} scaling.

Taylor-Proudman phenomenon of bidimensionalization of the velocity field in presence of rotation [34] which, becoming almost independent on z , extends outside the mixing layer region defined by temperature fluctuations.

To investigate more in details this issue, in Fig. 7 we plot the temperature profile \bar{T} and the vertical velocity profile $\bar{w}_{rms} = \overline{w^2}^{1/2}$ at a late time. It is evident that while in the case $\Omega = 0$ the two profiles extend over comparable regions, for the case $\Omega\tau = 12.5$ the vertical extension of temperature fluctuations is reduced and at the same time the vertical extension of velocity fluctuations is increased. Summarizing, our findings show that in presence of rotation there is not a unique scale characterizing the mixing layer as velocity and temperature fluctuations define different vertical scales.

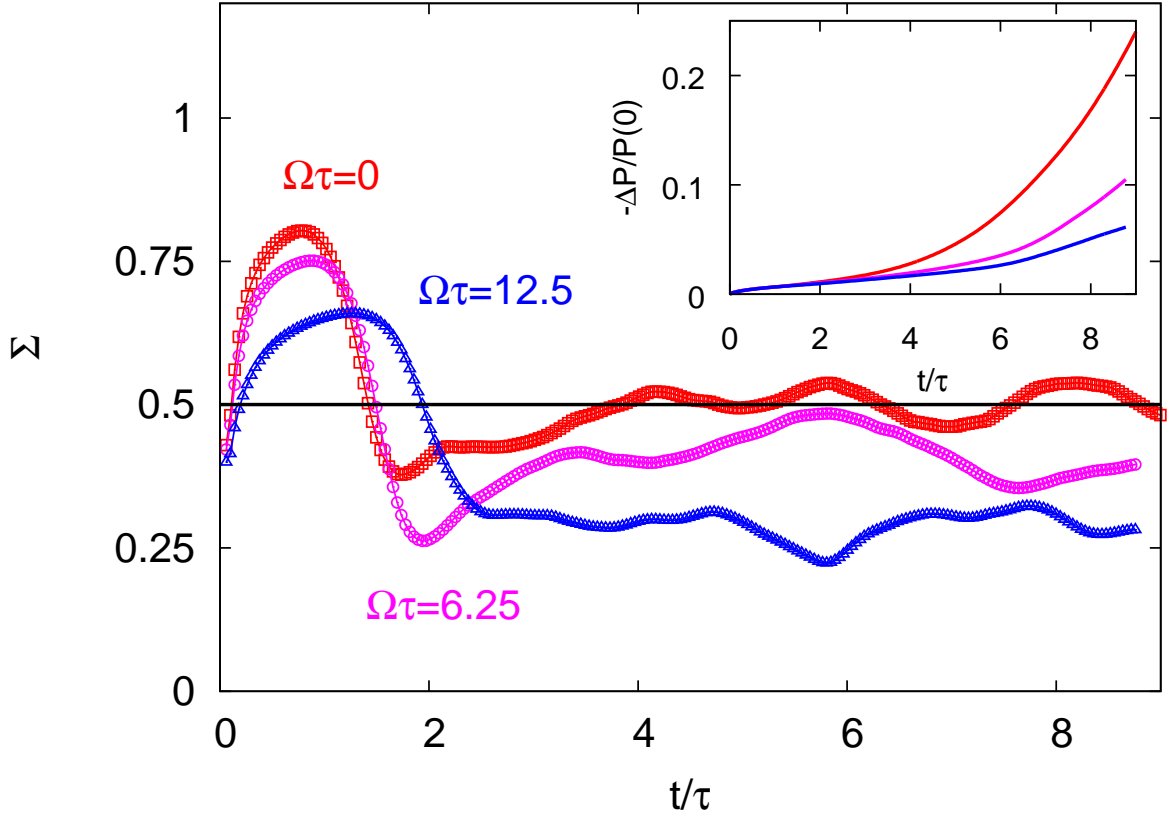


FIG. 5. Efficiency of kinetic energy production $\Sigma = -(dE/dt)/(dP/dt)$ as a function of time for three different rotations, $\Omega\tau = 0$ (red squares), $\Omega\tau = 6.25$ (pink circles) and $\Omega\tau = 12.5$ (blue triangles). Inset: potential energy loss $-\Delta P(t) = P(0) - P(t)$ for the same three values of rotations (from top to bottom).

B. Heat transfer

The efficiency of the transfer of heat in turbulent convection is quantified by the Nusselt number $Nu \equiv \langle wT \rangle h / (\kappa \theta_0)$ (ratio of the convective to conductive heat transfer) while turbulence intensity is provided by the Reynolds number $Re \equiv |\mathbf{u}|_{rms} h / \nu$. These numbers depends on the dimensionless temperature difference quantified by the Rayleigh number $Ra \equiv \beta g \theta_0 h^3 / (\nu \kappa)$. High resolution direct numerical simulations have shown that in Rayleigh-Taylor turbulence Nu and Re displays the so-called ultimate state regime according to which $Nu \simeq Ra^{1/2} Pr^{1/2}$ and $Re \simeq Ra^{1/2} Pr^{-1/2}$ [35–37] both in two and three dimensions.

We find that rotation reduces the value of Nu both as a function of time (mainly as a consequence of the reduction of $h(t)$) and as a function of Ra , i.e. at fixed h as shown in

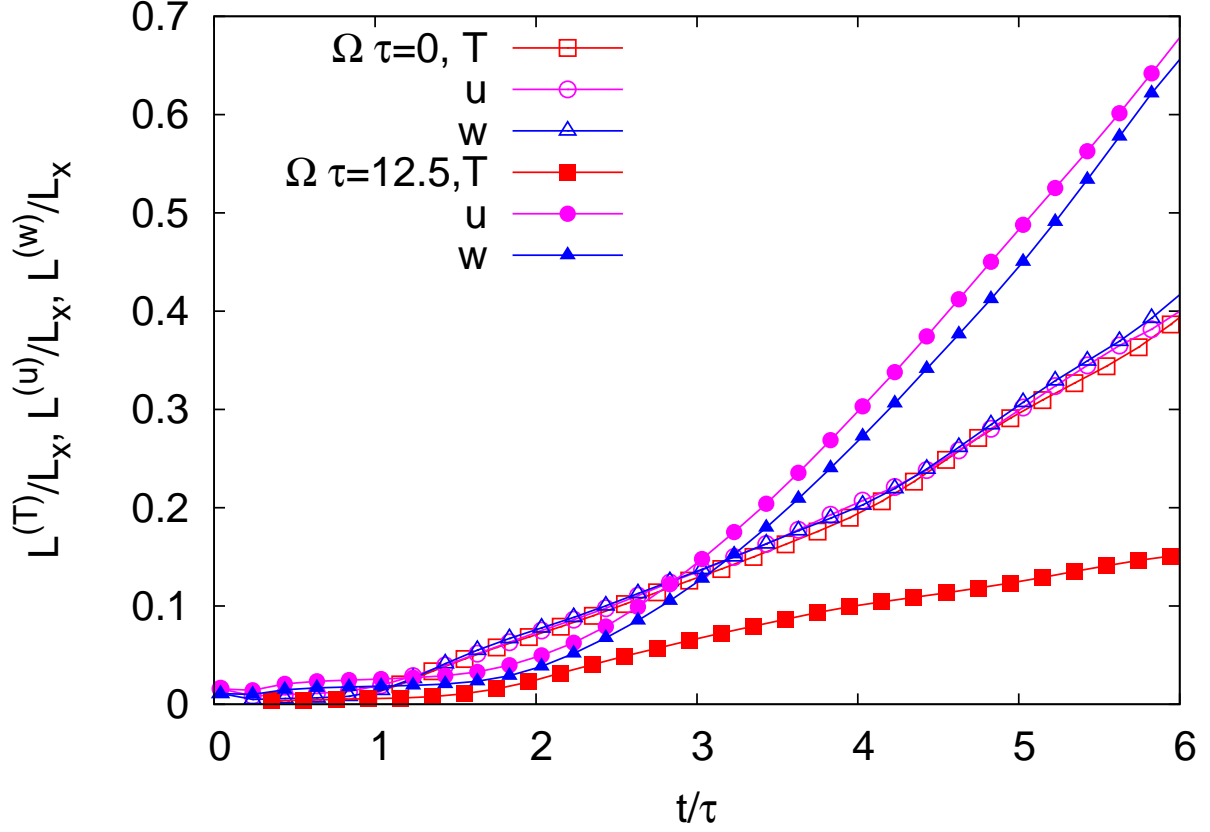


FIG. 6. Integral lengths based on the standard deviation of the fluctuation profile of temperature $L^{(T)}$ (red squares), horizontal velocity $L^{(u)}$ (pink circles) and vertical velocity $L^{(w)}$ (blue triangles) without rotation (empty symbols) and for $\Omega\tau = 12.5$ (filled symbols).

Fig. 8. This latter result means that also the correlation between w and T is reduced by rotation. We find that also Re at given Ra decreases in presence of rotation, mainly as a consequence of the suppression of the velocity fluctuations. Moreover we find that, at larger values of Ω , the ultimate state scaling is violated as both Nu and Re show a dependence on Ra slower than $Ra^{1/2}$.

We remark that our results on the suppression of the heat transport in rotating RT turbulence are qualitatively different to what observed in rotating boundary-forced convective flow, e.g. in Rayleigh-Benard (RB) convection. In the case of rotating RB convection both experiments [38–40] and numerical simulations [41–43] have shown an enhancement of Nu for moderate values of rotation Ω with respect to the case $\Omega = 0$. This enhancement is ascribed to Ekman pumping which extracts hot and cold fluid from the boundary layers

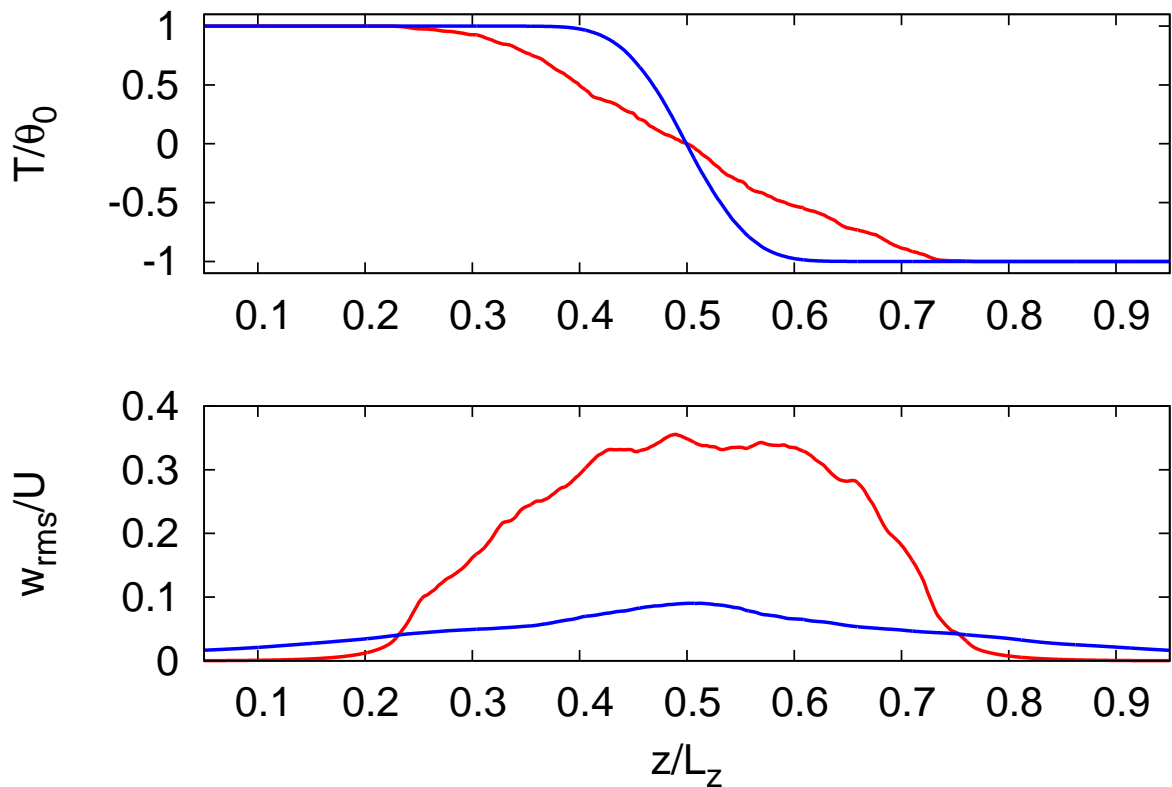


FIG. 7. Vertical profiles of mean temperature $\bar{T}(z)$ (upper plot) and of vertical velocity $\bar{w}_{rms}(z) = \overline{w^2}(z)^{1/2}$ for the simulation with $\Omega\tau = 0$ (red lines) and $\Omega\tau = 12.5$ (blue lines) at time $t = 6\tau$.

and contributes to the heat flux [41]. At large values of rotations (and for large Ra) this mechanism is less efficient and a reduction of Nu is observed. Because of the absence of boundary layers in RT convection, it is not contradictory that here we do not observe an increase of Nu for any value of Ω and Ra .

Beside the differences between RT and RB turbulence due to the boundary conditions, other phenomena occurring in the bulk of rotating convection display interesting similarities between the two systems. In particular, studies of rotating RB have found an increase of the internal mean gradient with decreasing Ro [44–46] and a corresponding decrease in horizontal versus vertical fluctuations of temperature, which indicates that rotation favors the horizontal transport and suppresses the vertical mixing.

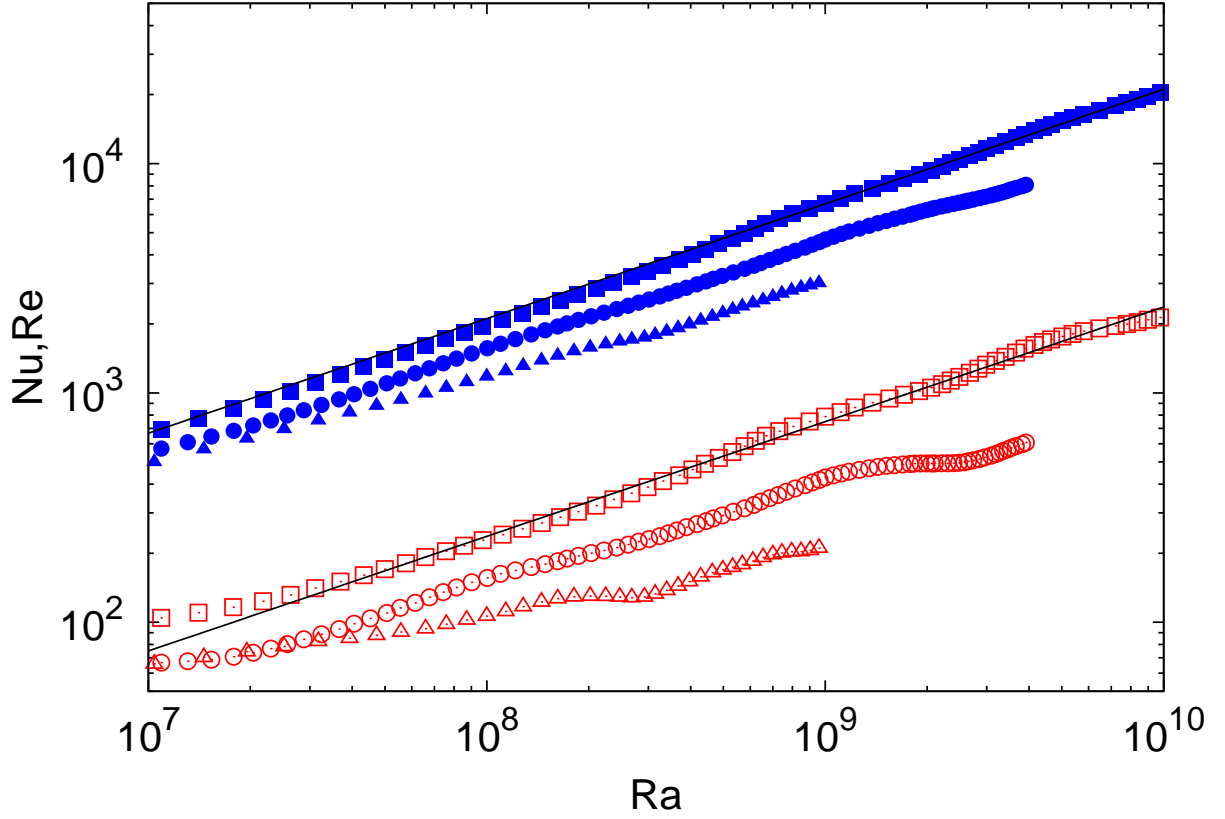


FIG. 8. Reynolds number (filled blue symbols) and Nusselt number (open red symbols) as a function of Rayleigh number for the simulations with $\Omega\tau = 0$ (squares), $\Omega\tau = 6.25$ (circles) and $\Omega\tau = 12.5$ (triangles). The black lines represent the ultimate state behavior $Ra^{1/2}$.

C. Energy spectra

In order to investigate the degree of anisotropy at different scales, we computed at given times during the evolution of the system the energy spectra of the horizontal and vertical components of the velocity, indicated respectively as $E_x(k)$ and $E_z(k)$. The spectra has been computed from the Fourier transform of the velocity fields in the whole periodic domain, and are plotted as a function of the wavenumber $k = (k_x^2 + k_y^2 + k_z^2)^{1/2}$.

In Fig. 9 we compare the horizontal and vertical spectra computed at the same time $t = 6\tau$ with and without rotation. We see that for $\Omega = 0$ the two spectra are almost identical at high-wavenumbers, indicating the recovering of isotropy in the flow at small scales. [31]. The recovery of small-scale isotropy does not occur in presence of rotation. For $\Omega\tau = 12.5$ we find that vertical velocity fluctuations dominates over horizontal velocity fluctuations at

all scales. These results indicate that the ratio $E_z(k)/E_x(k)$ is changed by rotation mostly at small scales, while at large scales rotation reduces both the spectra keeping their ratio almost constant. This is consistent with the weak dependence on Ω of the ratio w_{rms}/u_{rms} shown in Fig. 2. On the other hand, rotation changes significantly the degree of anisotropy of the velocity gradient. Indeed we measure that the ratio $(\partial_z w)_{rms}/(\partial_x u)_{rms}$ changes from a value close to one for $\Omega = 0$ [31] to about 0.65 for $\Omega\tau = 12.5$.

As rotation slows down the development of turbulence, it is interesting to compare spectra with and without rotation at two different times at which the peaks of the vertical energy spectrum are the same. The comparison of the two spectra is shown in Fig. 9 where we compare the case $\Omega\tau = 0$ at $t = 2.8\tau$ with the case $\Omega\tau = 12.5$ at $t = 6.0\tau$. Vertical spectra are almost identical (within statistical fluctuations) while for horizontal spectra the effect of rotation is to reduce small-scale fluctuation in favor of large-scale components.

D. Cyclonic-anticyclonic asymmetry

A remarkable feature of turbulent rotating flows is the predominance of cyclones, i.e., vortices co-rotating with the flow, over anticyclones. The cyclone-anticyclone asymmetry has been observed in the atmosphere [47], and has been studied both in experiments and numerics (for a review see, e.g., [48]).

Previous studies [49–52] have investigated the dependence of the asymmetry on the Rossby number and the aspect ratio of the flow. The asymmetry is found to be maximum for $Ro \simeq O(1)$, and vanishes when the flow is confined in a quasi two-dimensional geometry. These results suggest that the mechanisms which produce the asymmetry require the interaction between rotation and turbulent vortex stretching.

Here we address the question whether or not the cyclonic-anticyclonic asymmetry develops also in the rotating Rayleigh-Taylor turbulence. To address this issue we compute the probability density function (PDFs) of the components of the vorticity field within the mixing layer, where the vorticity is significantly different from zero.

In Figure 10 we compare the PDFs of the vertical component ω_z of the vorticity with and without rotation. The PDFs are computed in the mixing layer of width h at times at which h is the same in the two cases. We find that in the non-rotating case the PDF is symmetric, while in the rotating case it is asymmetric with a positive skewness, which indicates the

prevalence of cyclonic vortices, as shown in Fig. 10. A similar result has been observed also for the rotating Rayleigh-Bénard convection [44].

A quantitative measure of this asymmetry is provided by the skewness of the vertical vorticity:

$$S_\omega = \frac{\langle \omega_z^3 \rangle}{\langle \omega_z^2 \rangle^{3/2}} \quad (5)$$

where the average is here computed within the mixing layer.

The time evolution of S_ω is shown in Fig. 11 for two cases with and without rotation. While for $\Omega = 0$ we have a skewness consistent with zero, for $\Omega\tau = 12.5$ we observe, after the development of the turbulent phase, a value $S_\omega \simeq 0.15$ almost independent on time. The weak time-dependence of the skewness is somehow surprising, because the cyclonic-anticyclonic asymmetry is known to depend on the Rossby number [50], which in this case decreases in time as $Ro \simeq 1/\Omega t$. One possible explanation is that in our simulations the time dependence of Ro is too weak (see Fig. 3) to appreciate a significant variation of the asymmetry. We conclude by remarking that the other two components of the vorticity are symmetric also in presence of rotation.

IV. CONCLUSIONS

In this paper we have studied the effect of rotation along the vertical axis on the development and the mixing properties of Rayleigh-Taylor turbulence in the Boussinesq approximation of incompressible flow. We have found that rotation reduces the intensity of turbulent velocity fluctuations, a generalization of the known stabilizing effect on the linear phase [1, 29]. As a consequence, the temporal growth of the mixing layer is observed to be reduced with respect the case without rotation. Rotation also reduces the efficiency of the conversion of the available potential energy into large-scale kinetic energy, and relatively more energy is dissipated at small scales. The analysis of the kinetic energy spectra revealed that rotation induces a strong anisotropy at small scales, where vertical velocity fluctuations dominate over horizontal ones.

In spite of the reduction of the intensity of velocity fluctuations, we found that rotation allows them to extend in a broader region, a manifestation of the Taylor-Proudman theorem on the bidimensionalization of the flow, while the scale associated to temperature fluctuations is reduced. These results imply that in presence of rotation the mixing layer has a

complex structure which cannot be characterized by a single scale. The presence of different characteristic scales for velocity and temperature has important dynamical consequences. Indeed, the analysis of our numerical simulations show that the heat transfer, quantified by the Nusselt number, is reduced by rotation not only as a function of time, but also at a given Rayleigh number (i.e. width of the mixing layer). This means that rotation reduces the correlation $\langle wT \rangle$ between the temperature and the vertical velocity.

Finally, we have analyzed the cyclone-anticyclone asymmetry induced by rotation. We have found that, as in other turbulent systems, rotation induces an asymmetry in the PDF of the vertical vorticity which displays a positive (with respect to the background rotation) skewness. The skewness is found to be approximatively constant during the development of the turbulent mixing layer.

In conclusion, we found that rotation induces a rich and complex phenomenology in Rayleigh-Taylor turbulence. As RT turbulence is a prototypical example of bulk turbulent convection, not driven by boundary layers, we expect similar effects in other convective flows dominated by bulk properties. Further numerical and experimental work in this direction would be extremely interesting.

ACKNOWLEDGMENTS

We acknowledge support from the European COST Action No. MP1305 Flowing Matter. AM thanks the financial support from the PRIN 2012 project n. D38C13000610001 funded by the Italian Ministry of Education. AM is also grateful for the financial support for the computational infrastructure from the Italian flagship project RITMARE. HPC center CINECA is gratefully acknowledged for computing resources.

-
- [1] S. Chandrasekhar, *Hydrodynamics and Hydromagnetic Stability* (Oxford university press, 1961).
 - [2] D.H. Sharp, “An overview of Rayleigh-Taylor instability,” *Physica* **12D**, 3–18 (1984).
 - [3] S.I. Abarzhi, “Review of theoretical modelling approaches of Rayleigh–Taylor instabilities and turbulent mixing,” *Phil. Trans. R. Soc. Lond. A* **368**, 1809–1828 (2010).

- [4] G. Boffetta and A. Mazzino, “Incompressible Rayleigh-Taylor Tubulence,” *Annu. Rev. Fluid Mech.* **49** (2017).
- [5] W. Hillebrandt and J.C. Niemeyer, “Type Ia Supernova Explosion Models,” *Annu. Rev. Astronomy Astrophys.* **38**, 191–230 (2000).
- [6] J.B. Bell, M.S. Day, C.A. Rendleman, S.E. Woosley, and M. Zingale, “Direct Numerical Simulations of Type Ia Supernovae Flames. II. The Rayleigh–Taylor Instability,” *Astrophys. J.* **608**, 883 (2004).
- [7] R.F. Weinberg and H. Schmeling, “Polydiapirs: multiwavelength gravity structures,” *J. Struct. Geol.* **14**, 425–436 (1992).
- [8] E.M. Agee, “Some inferences of eddy viscosity associated with instabilities in the atmosphere,” *J. Atmos. Sci.* **32**, 642–646 (1975).
- [9] K.I. Read, “Experimental investigation of turbulent mixing by Rayleigh-Taylor instability,” *Physica* **12D**, 45–58 (1984).
- [10] S.B. Dalziel, “Rayleigh-Taylor instability: experiments with image analysis,” *Dyn. Atmos. Oceans* **20**, 127–153 (1993).
- [11] G. Dimonte and M.B. Schneider, “Turbulent Rayleigh-Taylor instability experiments with variable acceleration,” *Phys. Rev. E* **54**, 3740 (1996).
- [12] A. Banerjee and M.J. Andrews, “Statistically steady measurements of Rayleigh-Taylor mixing in a gas channel,” *Phys. Fluids* **18**, 035107 (2006).
- [13] M.J. Andrews and S.B. Dalziel, “Small Atwood number Rayleigh–Taylor experiments,” *Phil. Trans. R. Soc. A* **368**, 1663–1679 (2010).
- [14] A. Banerjee, W.N. Kraft, and M.J. Andrews, “Detailed measurements of a statistically steady Rayleigh–Taylor mixing layer from small to high Atwood numbers,” *J. Fluid Mech.* **659**, 127–190 (2010).
- [15] Y.N. Young, H. Tufo, A. Dubey, and R. Rosner, “On the miscible Rayleigh–Taylor instability: two and three dimensions,” *J. Fluid Mech.* **447**, 377–408 (2001).
- [16] G. Dimonte, D.L. Youngs, A. Dimitis, S. Weber, M. Marinak, S. Wunsch, C. Garasi, A. Robinson, M.J. Andrews, P. Ramaprabhu, *et al.*, “A comparative study of the turbulent Rayleigh–Taylor instability using high-resolution three-dimensional numerical simulations: the Alpha-Group collaboration,” *Phys. Fluids* **16**, 1668–1693 (2004).
- [17] W.H. Cabot and A.W. Cook, “Reynolds number effects on Rayleigh–Taylor instability with

- possible implications for type Ia supernovae,” *Nat. Phys.* , 562 (2006).
- [18] N. Vladimirova and M. Chertkov, “Self-similarity and universality in Rayleigh–Taylor, Boussinesq turbulence,” *Phys. Fluids* **21**, 015102 (2009).
 - [19] T. Matsumoto, “Anomalous scaling of three-dimensional Rayleigh–Taylor turbulence,” *Phys. Rev. E* **79**, 055301 (2009).
 - [20] L. Biferale, F. Mantovani, M. Sbragaglia, A. Scagliarini, F. Toschi, and R. Tripiccone, “High resolution numerical study of Rayleigh–Taylor turbulence using a thermal lattice Boltzmann scheme,” *Phys. Fluids* **22**, 115112 (2010).
 - [21] M. Chertkov, “Phenomenology of Rayleigh–Taylor Turbulence,” *Phys. Rev. Lett.* **91**, 115001 (2003).
 - [22] M. Mitchner and R.K.M. Landshoff, “Rayleigh–Taylor Instability for Compressible Fluids,” *Phys. Fluids* **7**, 862–866 (1964).
 - [23] A. Scagliarini, L. Biferale, M. Sbragaglia, K. Sugiyama, and F. Toschi, “Lattice Boltzmann methods for thermal flows: Continuum limit and applications to compressible Rayleigh–Taylor systems,” *Phys. Fluids* **22**, 055101 (2010).
 - [24] G. Boffetta, A. Mazzino, S. Musacchio, and L. Vozella, “Polymer heat transport enhancement in thermal convection: The case of Rayleigh–Taylor turbulence,” *Phys. Rev. Lett.* **104**, 184501 (2010).
 - [25] M. Chertkov, I. Kolokolov, and V. Lebedev, “Effects of surface tension on immiscible Rayleigh–Taylor turbulence,” *Phys. Rev. E* **71**, 055301 (2005).
 - [26] A.G.W. Lawrie and S.B. Dalziel, “Turbulent diffusion in tall tubes. I. Models for Rayleigh–Taylor instability,” *Phys. Fluids* **23**, 085109 (2011).
 - [27] G. Boffetta, F. De Lillo, A. Mazzino, and S. Musacchio, “Bolgiano scale in confined Rayleigh–Taylor turbulence,” *J. Fluid Mech.* **690**, 426–440 (2012).
 - [28] J.J. Tao, X.T. He, W.H. Ye, and F.H. Busse, “Nonlinear Rayleigh–Taylor instability of rotating inviscid fluids,” *Phys. Rev. E* **87**, 013001 (2013).
 - [29] G.F. Carnevale, P. Orlandi, Y. Zhou, and R.C. Kloosterziel, “Rotational suppression of Rayleigh–Taylor instability,” *J. Fluid Mech.* **457**, 181–190 (2002).
 - [30] K.A. Baldwin, M.M. Scase, and R.J.A. Hill, “The Inhibition of the Rayleigh–Taylor Instability by Rotation,” *Sci. Rep.* **5**, 11706 (2015).
 - [31] G. Boffetta, A. Mazzino, S. Musacchio, and L. Vozella, “Statistics of mixing in three-

- dimensional Rayleigh–Taylor turbulence at low Atwood number and Prandtl number one,” *Phys. Fluids* **22**, 035109 (2010).
- [32] S.B. Dalziel, P.F. Linden, and D.L. Youngs, “Self-similarity and internal structure of turbulence induced by Rayleigh–Taylor instability,” *J. Fluid Mech.* **399**, 1–48 (1999).
 - [33] G. Boffetta, F. De Lillo, and S. Musacchio, “Nonlinear diffusion model for Rayleigh–Taylor mixing,” *Phys. Rev. Lett.* **104**, 034505 (2010).
 - [34] D.J. Tritton, *Physical fluid dynamics* (Oxford Clarendon Press, 1988).
 - [35] A. Celani, A. Mazzino, and L. Vozella, “Rayleigh–Taylor Turbulence in Two Dimensions,” *Phys. Rev. Lett.* **96**, 134504 (2006).
 - [36] G. Boffetta, A. Mazzino, S. Musacchio, and L. Vozella, “Kolmogorov scaling and intermittency in Rayleigh–Taylor turbulence,” *Phys. Rev. E* **79**, 065301 (2009).
 - [37] G. Boffetta, F. De Lillo, A. Mazzino, and L. Vozella, “The ultimate state of thermal convection in Rayleigh–Taylor turbulence,” *Physica* **241D**, 137–140 (2012).
 - [38] Y. Liu and R.E. Ecke, “Heat transport scaling in turbulent rayleigh–bénard convection: Effects of rotation and prandtl number,” *Phys. Rev. Lett.* **79**, 2257–2260 (1997).
 - [39] J.Q. Zhong, R.J.A.M. Stevens, H.J.H. Clercx, R. Verzicco, D. Lohse, and G. Ahlers, “Prandtl-, rayleigh-, and rossby-number dependence of heat transport in turbulent rotating rayleigh–bénard convection,” *Phys. Rev. Lett.* **102**, 044502 (2009).
 - [40] S. Weiss, P. Wei, and G. Ahlers, “Heat-transport enhancement in rotating turbulent rayleigh–bénard convection,” *Phys. Rev. E* **93**, 043102 (2016).
 - [41] R.P.J. Kunnen, H.J.H. Clercx, and B.J. Geurts, “Heat flux intensification by vortical flow localization in rotating convection,” *Phys. Rev. E* **74**, 056306 (2006).
 - [42] P. Oresta, G. Stringano, and R. Verzicco, “Transitional regimes and rotation effects in rayleighbnard convection in a slender cylindrical cell,” *European J. Mechanics - B* **26**, 1 – 14 (2007).
 - [43] R.J.A.M. Stevens, H.J.H. Clercx, and D. Lohse, “Heat transport and flow structure in rotating rayleighbnard convection,” *European J. Mechanics - B* **40**, 41 – 49 (2013).
 - [44] K. Julien, S. Legg, J. McWilliams, and J. Werne, “Rapidly rotating turbulent rayleigh–bénard convection,” *J. Fluid Mech.* **322**, 243 (1996).
 - [45] J.E. Hart and D.R. Ohlsen, “On the thermal offset in turbulent rotating convection,” *Phys. Fluids* **11**, 2101–2107 (1999).

- [46] Y. Liu and R.E. Ecke, “Local temperature measurements in turbulent rotating rayleigh-bénard convection,” *Phys. Rev. E* **84**, 016311 (2011).
- [47] G.J. Hakim and A.K. Canavan, “Observed cycloneanticyclone tropopause vortex asymmetries,” *Journal of the Atmospheric Sciences* **62**, 231–240 (2005).
- [48] F.S. Godeferd and F. Moisy, “Structure and dynamics of rotating turbulence: a review of recent experimental and numerical results,” *Appl. Mech. Rev.* **67**, 030802 (2015).
- [49] P. Bartello, O. Metais, and M. Lesieur, “Coherent structures in rotating three-dimensional turbulence,” *J. Fluid Mech.* **273**, 1–29 (1994).
- [50] E. Deusebio, G. Boffetta, E. Lindborg, and S. Musacchio, “Dimensional transition in rotating turbulence,” *Phys. Rev. E* **90**, 023005 (2014).
- [51] B. Gallet, A. Campagne, P.P. Cortet, and F. Moisy, “Scale-dependent cyclone-anticyclone asymmetry in a forced rotating turbulence experiment,” *Phys. Fluids* **26**, 035108 (2014).
- [52] A. Naso, “Cyclone-anticyclone asymmetry and alignment statistics in homogeneous rotating turbulence,” *Phys. Fluids* **27**, 035108 (2015).

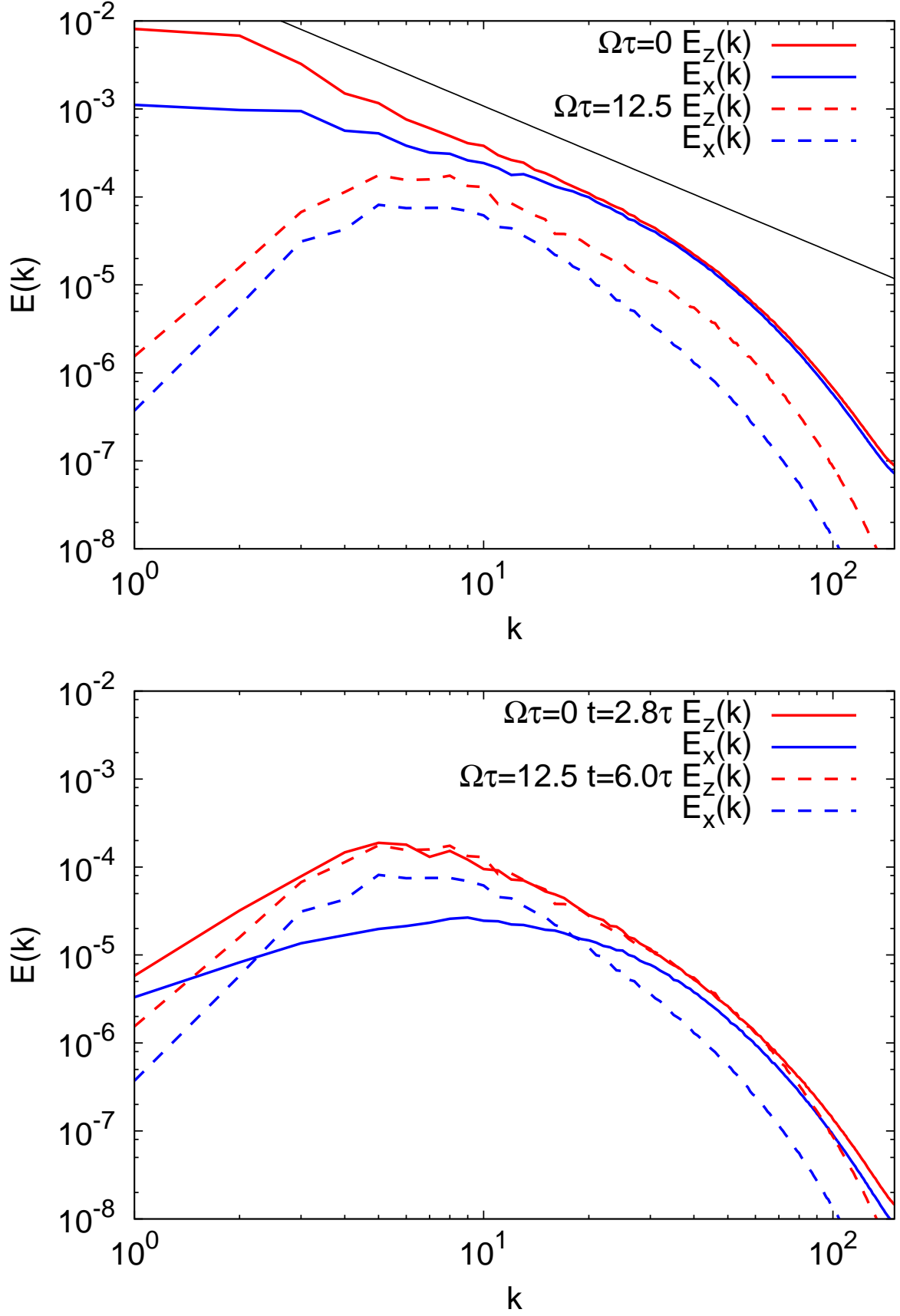


FIG. 9. Upper plot: Vertical $E_z(k)$ (red) and horizontal $E_x(k)$ (blue) kinetic energy spectra computed at the time $t = 6.0\tau$ both in the absence of rotation (continuous lines) and with $\Omega\tau = 12.5$ (dashed lines). Lower plot: Vertical and horizontal kinetic energy spectra computed at time $t = 2.8\tau$ for $\Omega\tau = 0$ and at time $t = 6.0\tau$ for $\Omega\tau = 12.5$ at which the peaks of the vertical spectra are the same

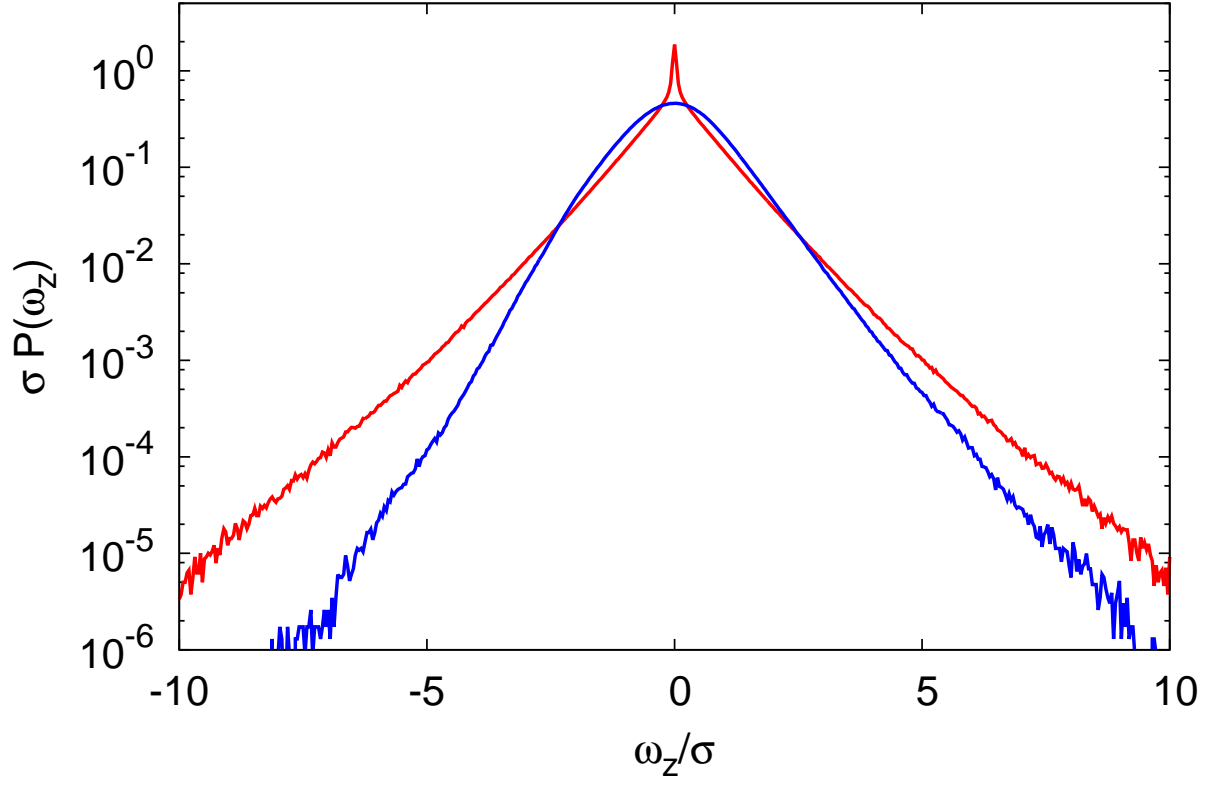


FIG. 10. PDF of vertical vorticity computed in the mixing layer of width h at time $t = 3.2\tau$ for $\Omega\tau = 0$ (red) and $t = 5.6\tau$ for $\Omega\tau = 12.5$ (blue). At these times the width of the mixing layer in the two cases is the same. The values of the vertical vorticity has been normalized with the standard deviation ($\sigma = 0.010$ for $\Omega\tau = 0$ and $\sigma = 0.039$ for $\Omega\tau = 12.5$).

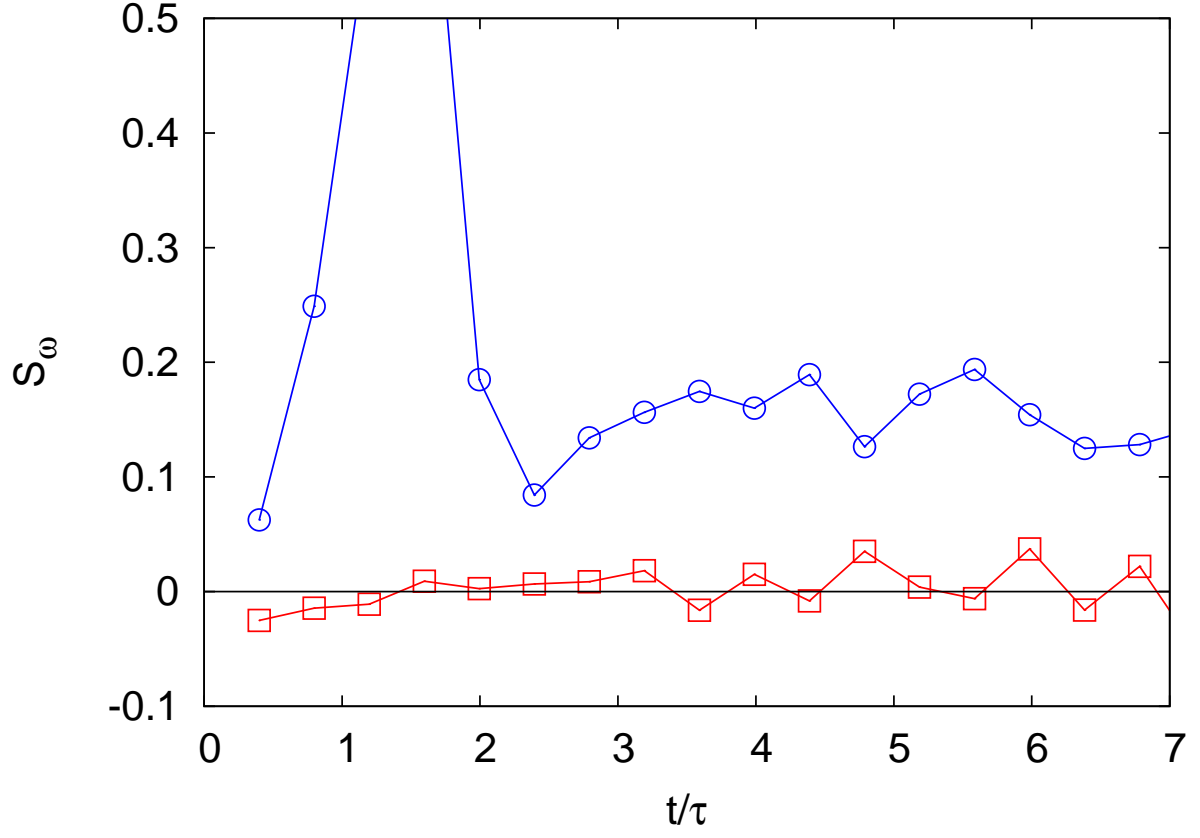


FIG. 11. Time evolution of the skewness $S_\omega = \langle \omega_z^3 \rangle / \langle \omega_z^2 \rangle^{3/2}$ for $\Omega\tau = 0$ (red) and $\Omega\tau = 12.5$ (blue).