

On a Data Assimilation Method coupling Kalman Filtering, MCRE Concept and PGD Model Reduction for Real-Time Updating of Structural Mechanics Model

2016 SIAM Conference on Uncertainty Quantification



*Basile Marchand*¹, Ludovic Chamoin¹, Christian Rey²

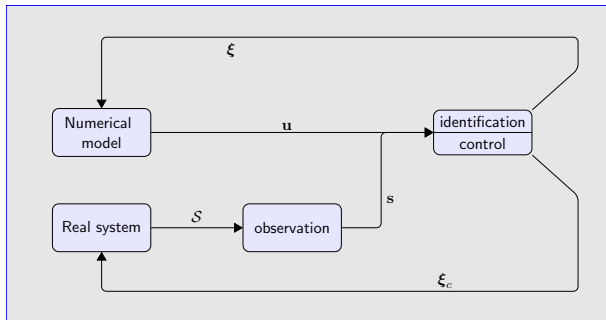
¹ LMT/ENS Cachan/CNRS/Paris-Saclay University, France

² SAFRAN, Research and Technology Center, France

DDDAS¹ paradigm : a continuous exchange between

the **physical** system
and
its **numerical** model

- Introduction
- Basics on Kalman Filtering
- Proposed Approach
- Numerical Results
- Conclusion



1. Darema, *Dynamica Data Driven Applications Systems : A New Paradigm for Application Simulations and Measurements*, 2003

- Introduction
- Basics on Kalman Filtering
- Proposed Approach
- Numerical Results
- Conclusion

Objectives :

Identification process

- ▶ for time dependent systems/parameters
- ▶ fast resolution
- ▶ robust even if highly corrupted data

- Introduction
- Basics on Kalman Filtering
- Proposed Approach
- Numerical Results
- Conclusion

Objectives :

Identification process

- ▶ for time dependent systems/parameters
- ▶ fast resolution
- ▶ robust even if highly corrupted data

Tools :

Kalman filter for evolution aspect

modified Constitutive Relation Error for robustness



offline/online process based on
Proper Generalized Decomposition

- Introduction
- Basics on Kalman Filtering
- Proposed Approach
- Numerical Results
- Conclusion



Basics on Kalman Filtering

Proposed Approach

Numerical Results

Conclusion

- Introduction
- Basics on Kalman Filtering
- Proposed Approach
- Numerical Results
- Conclusion

Dynamical system :

$$\begin{cases} \mathbf{u}^{(k+1)} &= \mathcal{M}^{(k)} \mathbf{u}^{(k)} + \mathbf{e}_u^{(k)} \\ \mathbf{s}^{(k)} &= \mathcal{H}^{(k)} \mathbf{u}^{(k)} + \mathbf{e}_s^{(k)} \end{cases}$$

- Introduction
- Basics on Kalman Filtering
- Proposed Approach
- Numerical Results
- Conclusion

Dynamical system :

$$\begin{cases} \mathbf{u}^{(k+1)} &= \mathcal{M}^{(k)} \mathbf{u}^{(k)} + \mathbf{e}_u^{(k)} \\ \mathbf{s}^{(k)} &= \mathcal{H}^{(k)} \mathbf{u}^{(k)} + \mathbf{e}_s^{(k)} \end{cases}$$

Bayes theorem :

$$\pi \left(\mathbf{u}^{(k)} | \mathbf{s}^{(k)} \right) = \frac{\pi \left(\mathbf{s}^{(k)} | \mathbf{u}^{(k)} \right) \pi \left(\mathbf{u}^{(k)} | \mathbf{s}^{(0:k-1)} \right)}{\pi \left(\mathbf{s}^{(k)} | \mathbf{s}^{(0:k-1)} \right)}$$

under the following hypothesis :

- ▶ State $\mathbf{u}^{(k)}$ is a Markov process,
- ▶ Observations $\mathbf{s}^{(k)}$ are statistically independent of state history

Principle

Kalman filter² is a **bayesian filter** combined with *Maximum a Posteriori* method in the case of **Gaussian** probability density functions.

- Introduction
- Basics on Kalman Filtering
- Proposed Approach
- Numerical Results
- Conclusion

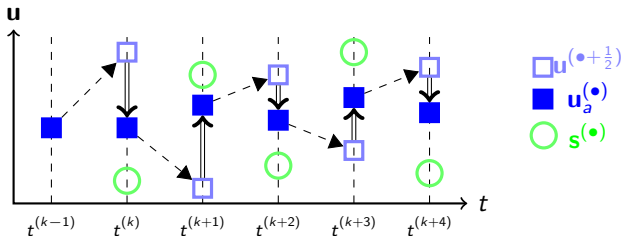
2. Kalman, *A new approach to linear filtering and prediction problems*, 1960

Principle

Kalman filter² is a **bayesian filter** combined with *Maximum a Posteriori* method in the case of **Gaussian** probability density functions.

Two main steps :

- Introduction
- Basics on Kalman Filtering
- Proposed Approach
- Numerical Results
- Conclusion



2. Kalman, *A new approach to linear filtering and prediction problems*, 1960

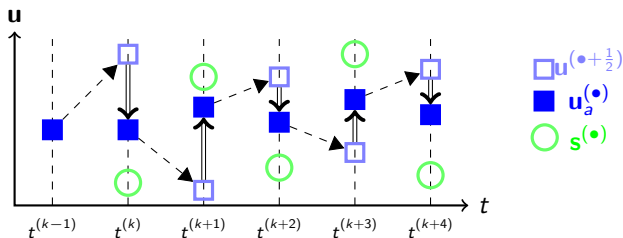
Principle

- Introduction
- Basics on Kalman Filtering
- Proposed Approach
- Numerical Results
- Conclusion

Kalman filter² is a **bayesian filter** combined with *Maximum a Posteriori* method in the case of **Gaussian** probability density functions.

Two main steps :

(a) Prediction step where is realized *a priori* estimation $\mathbf{u}^{(k+\frac{1}{2})}$ of state system



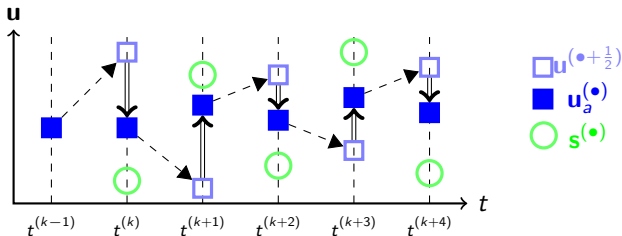
2. Kalman, *A new approach to linear filtering and prediction problems*, 1960

Principle

Kalman filter² is a **bayesian filter** combined with *Maximum a Posteriori* method in the case of **Gaussian** probability density functions.

Two main steps :

- Prediction step where is realized *a priori* estimation $\mathbf{u}^{(k+\frac{1}{2})}$ of state system
- Assimilation step where is realized *a posteriori* estimation \mathbf{u}_a using observations data



2. Kalman, *A new approach to linear filtering and prediction problems*, 1960

Kalman filter is a very well-known method to solve inverse problems³

- Introduction
- Basics on Kalman Filtering
- Proposed Approach
- Numerical Results
- Conclusion

3. Kaipio and Somersalo, *Statistical and Computational Inverse Problems*, 2006

Kalman filter is a very well-known method to solve inverse problems³

○ Introduction

● Basics on Kalman Filtering

○ Proposed Approach

○ Numerical Results

○ Conclusion

Principle : Introduce model parameters vector $\xi \in \mathbb{R}^{n_p}$

no *a priori* knowledge \rightarrow stationarity hypothesis :

$$\frac{\partial \xi}{\partial t} \simeq 0 \Rightarrow \xi^{(k+1)} = \xi^{(k)} + \mathbf{e}_\xi^{(k)}$$

3. Kaipio and Somersalo, *Statistical and Computational Inverse Problems*, 2006

Kalman filter is a very well-known method to solve inverse problems³

○ Introduction

● Basics on Kalman Filtering

○ Proposed Approach

○ Numerical Results

○ Conclusion

Principle : Introduce model parameters vector $\xi \in \mathbb{R}^{n_p}$

no *a priori* knowledge \rightarrow stationarity hypothesis :

$$\frac{\partial \xi}{\partial t} \simeq 0 \Rightarrow \xi^{(k+1)} = \xi^{(k)} + e_{\xi}^{(k)} \quad \img alt="wrench and screwdriver icon" data-bbox="788 438 837 498"/>$$

3. Kaipio and Somersalo, *Statistical and Computational Inverse Problems*, 2006

Kalman filter is a very well-known method to solve inverse problems³

○ Introduction

● Basics on Kalman Filtering

○ Proposed Approach

○ Numerical Results

○ Conclusion

Principle : Introduce model parameters vector $\xi \in \mathbb{R}^{n_p}$

no *a priori* knowledge \rightarrow stationarity hypothesis :

$$\frac{\partial \xi}{\partial t} \simeq 0 \Rightarrow \xi^{(k+1)} = \xi^{(k)} + \mathbf{e}_\xi^{(k)} \quad \img alt="wrench and screwdriver icon" data-bbox="788 438 837 498"/>$$

Two formulations

Joint Kalman Filter

$$\begin{cases} \bar{\mathbf{u}}^{(k+1)} = \bar{\mathcal{M}}^{(k)} \bar{\mathbf{u}}^{(k)} + \bar{\mathbf{e}}_M^{(k)} \\ \mathbf{s}^{(k)} = \bar{\mathcal{H}}^{(k)} \bar{\mathbf{u}}^{(k)} + \mathbf{e}_s^{(k)} \end{cases}$$

Dual Kalman filter

$$\begin{cases} \xi^{(k+1)} = \xi^{(k)} + \mathbf{e}_\xi^{(k)} \\ \mathbf{s}^{(k)} = \mathcal{H}^{(k)} \mathbf{u}^{(k)}(\xi^{(k)}) + \mathbf{e}_s^{(k)} \end{cases}$$

3. Kaipio and Somersalo, *Statistical and Computational Inverse Problems*, 2006

Kalman filter is a very well-known method to solve inverse problems³

○ Introduction

● Basics on Kalman Filtering

○ Proposed Approach

○ Numerical Results

○ Conclusion

Principle : Introduce model parameters vector $\xi \in \mathbb{R}^{n_p}$

no *a priori* knowledge \rightarrow stationarity hypothesis :


$$\frac{\partial \xi}{\partial t} \simeq 0 \Rightarrow \xi^{(k+1)} = \xi^{(k)} + \mathbf{e}_\xi^{(k)} \quad \img alt="hammer and wrench icon" data-bbox="788 438 837 498"/>$$

Two formulations

Joint Kalman Filter

$$\begin{cases} \bar{\mathbf{u}}^{(k+1)} = \bar{\mathcal{M}}^{(k)} \bar{\mathbf{u}}^{(k)} + \bar{\mathbf{e}}_M^{(k)} \\ \mathbf{s}^{(k)} = \bar{\mathcal{H}}^{(k)} \bar{\mathbf{u}}^{(k)} + \mathbf{e}_s^{(k)} \end{cases}$$

$$\begin{bmatrix} \mathbf{u}^{(k)} \\ \xi^{(k)} \end{bmatrix}$$



Dual Kalman filter

$$\begin{cases} \xi^{(k+1)} = \xi^{(k)} + \mathbf{e}_\xi^{(k)} \\ \mathbf{s}^{(k)} = \mathcal{H}^{(k)} \mathbf{u}^{(k)}(\xi^{(k)}) + \mathbf{e}_s^{(k)} \end{cases}$$

3. Kaipio and Somersalo, *Statistical and Computational Inverse Problems*, 2006

Kalman filter is a very well-known method to solve inverse problems³

○ Introduction

● Basics on Kalman Filtering

○ Proposed Approach

○ Numerical Results

○ Conclusion

Principle : Introduce model parameters vector $\xi \in \mathbb{R}^{n_p}$

no *a priori* knowledge \rightarrow stationarity hypothesis :

$$\frac{\partial \xi}{\partial t} \simeq 0 \Rightarrow \xi^{(k+1)} = \xi^{(k)} + \mathbf{e}_\xi^{(k)} \quad \img alt="hammer and wrench icon" data-bbox="788 438 836 498"/>$$

Two formulations

Joint Kalman Filter

$$\begin{cases} \bar{\mathbf{u}}^{(k+1)} = \bar{\mathcal{M}}^{(k)} \bar{\mathbf{u}}^{(k)} + \bar{\mathbf{e}}_M^{(k)} \\ \mathbf{s}^{(k)} = \bar{\mathcal{H}}^{(k)} \bar{\mathbf{u}}^{(k)} + \mathbf{e}_s^{(k)} \end{cases}$$

$$\begin{bmatrix} \mathbf{u}^{(k)} \\ \xi^{(k)} \end{bmatrix}$$



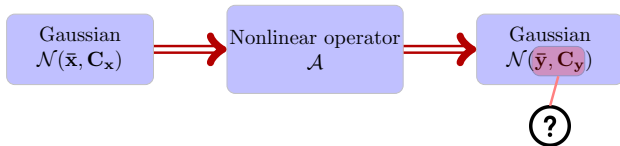
Dual Kalman filter

$$\begin{cases} \xi^{(k+1)} = \xi^{(k)} + \mathbf{e}_\xi^{(k)} \\ \mathbf{s}^{(k)} = \mathcal{H}^{(k)} \underbrace{\mathbf{u}^{(k)}(\xi^{(k)})}_{\text{computed with another Kalman filter}} + \mathbf{e}_s^{(k)} \end{cases}$$

computed with another Kalman filter

3. Kaipio and Somersalo, *Statistical and Computational Inverse Problems*, 2006

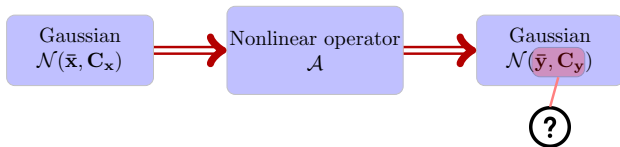
The problem :



Two main approaches in Kalman filtering context

- Introduction
- Basics on Kalman Filtering
- Proposed Approach
- Numerical Results
- Conclusion

The problem :



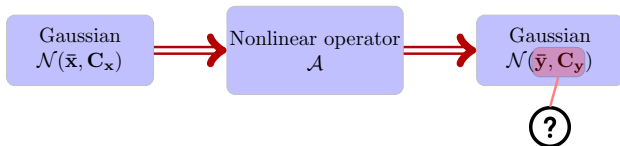
Two main approaches in Kalman filtering context

- ▶ First order linearization,

Extended Kalman filter⁴

4. Sorenson and Stubberud, *Non-linear Filtering by Approximation of the a posteriori Density*, 1968

The problem :



Two main approaches in Kalman filtering context

- ▶ First order linearization,

Extended Kalman filter⁴

- ▶ Deterministic Monte-Carlo like method, Unscented Transform,

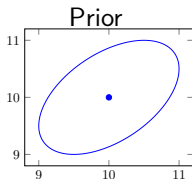
Unscented Kalman filter⁵

4. Sorenson and Stubberud, *Non-linear Filtering by Approximation of the a posteriori Density*, 1968

5. Julier and Uhlmann, *A new extension of the kalman filter to nonlinear systems*, 1997

- Introduction
- Basics on Kalman Filtering
- Proposed Approach
- Numerical Results
- Conclusion

First Order Linearization

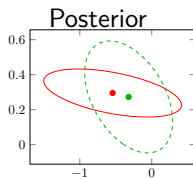


Linearization

$$\mathbf{A} = \nabla_{\mathbf{x}} \mathcal{A}$$

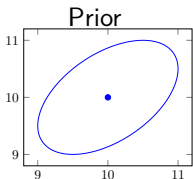
$$\bar{\mathbf{y}} = \mathcal{A}(\bar{\mathbf{x}})$$

$$\mathbf{C}_{\mathbf{y}} = \mathbf{A} \mathbf{C}_{\mathbf{x}} \mathbf{A}^T$$



- Introduction
- Basics on Kalman Filtering
- Proposed Approach
- Numerical Results
- Conclusion

First Order Linearization

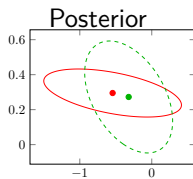


Linearization

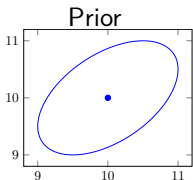
$$\mathbf{A} = \nabla_{\mathbf{x}} \mathcal{A}$$

$$\bar{\mathbf{y}} = \mathcal{A}(\bar{\mathbf{x}})$$

$$\mathbf{C}_y = \mathbf{A} \mathbf{C}_x \mathbf{A}^T$$



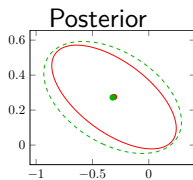
Unscented Transform



σ -points propagation

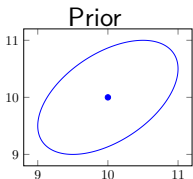
$$\{\mathbf{x}_i\}_{i=1, \dots, 2N+1}$$

$$\{y_i\} = \mathcal{A}(\{\mathbf{x}_i\})$$

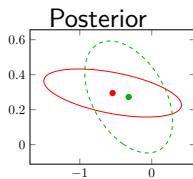


- Introduction
- Basics on Kalman Filtering
- Proposed Approach
- Numerical Results
- Conclusion

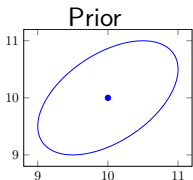
First Order Linearization



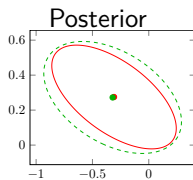
$$\begin{aligned} \mathbf{A} &= \nabla_{\mathbf{x}} \mathcal{A} \\ \bar{\mathbf{y}} &= \mathcal{A}(\bar{\mathbf{x}}) \\ \mathbf{C}_y &= \mathbf{A} \mathbf{C}_x \mathbf{A}^T \end{aligned}$$



Unscented Transform



$$\begin{aligned} &\sigma\text{-points} \\ &\text{propagation} \\ &\{\mathbf{x}_i\}_{i=1, \dots, 2N+1} \\ &\{y_i\} = \mathcal{A}(\{\mathbf{x}_i\}) \end{aligned}$$



For the same computational cost

Kalman Filter based methods well-adapted for evolution problems and DDDAS paradigm

- Introduction
- Basics on Kalman Filtering
- Proposed Approach
- Numerical Results
- Conclusion

- Introduction
- Basics on Kalman Filtering
- Proposed Approach
- Numerical Results
- Conclusion

Kalman Filter based methods well-adapted for evolution problems and DDDAS paradigm

But :

methods very costly
if degrees of freedom/parameters increase



- Introduction
- Basics on Kalman Filtering
- Proposed Approach
- Numerical Results
- Conclusion

Kalman Filter based methods well-adapted for evolution problems and DDDAS paradigm

But :

methods very costly
if degrees of freedom/parameters increase



Identification quality strongly depends on measurement noise



- Introduction
- Basics on Kalman Filtering
 - Proposed Approach
- Numerical Results
- Conclusion

Basics on Kalman Filtering



Proposed Approach

Numerical Results

Conclusion

Keep the **dual formulation**

$$\begin{cases} \xi^{(k+1)} = \xi^{(k)} + e_{\xi}^{(k)} \\ \mathbf{s}^{(k)} = \mathcal{H}^{(k)} \mathbf{u}^{(k)}(\xi^{(k)}) + e_s^{(k)} \end{cases}$$

Classically computed using
a Kalman Filter

- Introduction
- Basics on Kalman Filtering
- Proposed Approach
- Numerical Results
- Conclusion

- Introduction
- Basics on Kalman Filtering
- Proposed Approach
- Numerical Results
- Conclusion

Keep the **dual formulation**

$$\begin{cases} \boldsymbol{\xi}^{(k+1)} = \boldsymbol{\xi}^{(k)} + \mathbf{e}_{\boldsymbol{\xi}}^{(k)} \\ \mathbf{s}^{(k)} = \mathcal{H}^{(k)} \mathbf{u}^{(k)}(\boldsymbol{\xi}^{(k)}) + \mathbf{e}_s^{(k)} \end{cases}$$

Classically computed using a Kalman Filter 

But use **another observation operator**

$$\begin{cases} \boldsymbol{\xi}^{(k+1)} = \boldsymbol{\xi}^{(k)} + \mathbf{e}_{\boldsymbol{\xi}}^{(k)} \\ \mathbf{s}^{(k)} = \mathcal{H}_m^{(k)}(\boldsymbol{\xi}^{(k)}; \mathbf{s}^{(k-1:k)}) + \mathbf{e}_s^{(k)} \end{cases}$$

- Introduction
- Basics on Kalman Filtering
- Proposed Approach
- Numerical Results
- Conclusion

Keep the **dual formulation**

$$\begin{cases} \boldsymbol{\xi}^{(k+1)} = \boldsymbol{\xi}^{(k)} + \mathbf{e}_{\boldsymbol{\xi}}^{(k)} \\ \mathbf{s}^{(k)} = \mathcal{H}^{(k)} \mathbf{u}^{(k)}(\boldsymbol{\xi}^{(k)}) + \mathbf{e}_s^{(k)} \end{cases}$$

Classically computed using a Kalman Filter 

But use **another observation operator**

Defined from the **modified Constitutive Relation Error functional**

$$\begin{cases} \boldsymbol{\xi}^{(k+1)} = \boldsymbol{\xi}^{(k)} + \mathbf{e}_{\boldsymbol{\xi}}^{(k)} \\ \mathbf{s}^{(k)} = \mathcal{H}_m^{(k)}(\boldsymbol{\xi}^{(k)}; \mathbf{s}^{(k-1:k)}) + \mathbf{e}_s^{(k)} \end{cases}$$



The idea⁶ :

Weight the classical **Constitutive Relation Error**⁷
by a measurements error term

- Introduction
- Basics on Kalman Filtering
- Proposed Approach
- Numerical Results
- Conclusion

6. Ladevèze et al, *Updating of finite element models using vibration tests*, 1994

7. Ladevèze and Leguillon, *Error estimate procedure in the finite element method and application*, 1983

The idea⁶ :

Weight the classical **Constitutive Relation Error**⁷
by a measurements error term

Principle :

Primal-dual formulation based on Legendre-Fenchel inequality
applied to Helmholtz free energy

- Introduction
- Basics on Kalman Filtering
- Proposed Approach
- Numerical Results
- Conclusion

6. Ladevèze et al, *Updating of finite element models using vibration tests*, 1994

7. Ladevèze and Leguillon, *Error estimate procedure in the finite element method and application*, 1983

The idea⁶ :

Weight the classical **Constitutive Relation Error**⁷
by a measurements error term

Principle :

Primal-dual formulation based on Legendre-Fenchel inequality
applied to Helmholtz free energy

mCRE functional for **unsteady thermal** problems :

$$\mathcal{E}_m(u, \mathbf{q}; \xi) = \frac{1}{2} \int_{I_t} \int_{\Omega} (\mathbf{q} - \mathcal{K} \nabla u) \mathcal{K}^{-1} (\mathbf{q} - \mathcal{K} \nabla u) \, dx dt + \frac{\delta}{2} \int_{I_t} \|\Pi u - \mathbf{s}\|^2 dt$$

$$\begin{aligned} \mathcal{U} &= \{u \in H^1(\Omega) \otimes L^2(I_t) \mid u = u^d \text{ on } \partial\Omega_u, u = u^0 \text{ at } t = t_0\} \\ \mathcal{S}(u) &= \{\mathbf{q} \in [L^2(\Omega) \otimes L^2(I_t)]^d \mid \mathbf{q} \cdot \mathbf{n} = q^d \text{ on } \partial\Omega_q, \partial_t u + \nabla \cdot \mathbf{q} = f\} \end{aligned}$$

6. Ladevèze et al, *Updating of finite element models using vibration tests*, 1994

7. Ladevèze and Leguillon, *Error estimate procedure in the finite element method and application*, 1983


Solution is defined by :

$$\mathbf{p} = \underset{\boldsymbol{\xi} \in \mathcal{P}_{ad}}{\operatorname{argmin}} \min_{(u, \mathbf{q}) \in \mathcal{U}_{ad} \times \mathcal{S}_{ad}} \mathcal{E}_m(u, \mathbf{q}; \boldsymbol{\xi})$$

- Introduction
- Basics on Kalman Filtering
- Proposed Approach
- Numerical Results
- Conclusion

Solution is defined by :

$$\mathbf{p} = \underset{\xi \in \mathcal{P}_{ad}}{\operatorname{argmin}} \min_{(u, \mathbf{q}) \in \mathcal{U}_{ad} \times \mathcal{S}_{ad}} \mathcal{E}_m(u, \mathbf{q}; \xi)$$



Admissible fields
Constrained minimization

- Introduction
- Basics on Kalman Filtering
- Proposed Approach
- Numerical Results
- Conclusion

Solution is defined by :

$$\mathbf{p} = \underset{\xi \in \mathcal{P}_{ad}}{\operatorname{argmin}} \min_{(u, \mathbf{q}) \in \mathcal{U}_{ad} \times \mathcal{S}_{ad}} \mathcal{E}_m(u, \mathbf{q}; \xi)$$

Parameters minimization
Gradient based methods

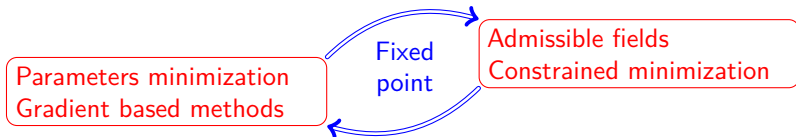
Admissible fields
Constrained minimization

- Introduction
- Basics on Kalman Filtering
- Proposed Approach
- Numerical Results
- Conclusion

Solution is defined by :

$$\mathbf{p} = \underset{\xi \in \mathcal{P}_{ad}}{\operatorname{argmin}} \min_{(u, \mathbf{q}) \in \mathcal{U}_{ad} \times \mathcal{S}_{ad}} \mathcal{E}_m(u, \mathbf{q}; \xi)$$

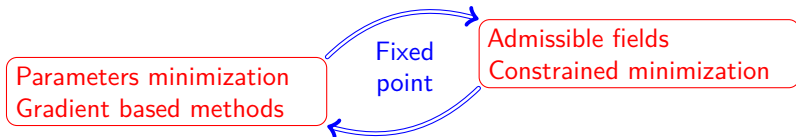
- Introduction
- Basics on Kalman Filtering
- Proposed Approach
- Numerical Results
- Conclusion



Solution is defined by :

$$\mathbf{p} = \operatorname{argmin}_{\xi \in \mathcal{P}_{ad}} \min_{(u, \mathbf{q}) \in \mathcal{U}_{ad} \times \mathcal{S}_{ad}} \mathcal{E}_m(u, \mathbf{q}; \xi)$$

- Introduction
- Basics on Kalman Filtering
- Proposed Approach
- Numerical Results
- Conclusion



Interest

- (i) Robustness of the method with highly corrupted data
- (ii) Strong mechanical content
- (iii) Model reduction integration

- Introduction
- Basics on Kalman Filtering
- Proposed Approach
- Numerical Results
- Conclusion

$$\begin{cases} \boldsymbol{\xi}^{(k+1)} = \boldsymbol{\xi}^{(k)} + \mathbf{e}_{\boldsymbol{\xi}}^{(k)} \\ \mathbf{s}^{(k)} = \mathcal{H}_m^{(k)} \left(\boldsymbol{\xi}^{(k)}, \mathbf{s}^{(k-1:k)} \right) + \mathbf{e}_s^{(k)} \end{cases}$$

- Introduction
- Basics on Kalman Filtering
- Proposed Approach
- Numerical Results
- Conclusion

$$\begin{cases} \boldsymbol{\xi}^{(k+1)} = \boldsymbol{\xi}^{(k)} + \mathbf{e}_{\boldsymbol{\xi}}^{(k)} \\ \mathbf{s}^{(k)} = \mathcal{H}_m^{(k)} \left(\boldsymbol{\xi}^{(k)}, \mathbf{s}^{(k-1:k)} \right) + \mathbf{e}_s^{(k)} \end{cases}$$

Two steps for $\mathcal{H}_m^{(k)} \left(\boldsymbol{\xi}^{(k)}, \mathbf{s}^{(k-1:k)} \right)$

- Introduction
- Basics on Kalman Filtering
- Proposed Approach
- Numerical Results
- Conclusion

$$\begin{cases} \boldsymbol{\xi}^{(k+1)} = \boldsymbol{\xi}^{(k)} + \mathbf{e}_{\boldsymbol{\xi}}^{(k)} \\ \mathbf{s}^{(k)} = \mathcal{H}_m^{(k)}(\boldsymbol{\xi}^{(k)}, \mathbf{s}^{(k-1:k)}) + \mathbf{e}_s^{(k)} \end{cases}$$

Two steps for $\mathcal{H}_m^{(k)}(\boldsymbol{\xi}^{(k)}, \mathbf{s}^{(k-1:k)})$

Step 1 : admissible fields computation

$$\mathbf{u}^{(k)} = \mathcal{G}_{mCRE}(\boldsymbol{\xi}^{(k)}, \mathbf{s}^{(k-1:k)})$$

- Introduction
- Basics on Kalman Filtering
- Proposed Approach
- Numerical Results
- Conclusion

$$\begin{cases} \boldsymbol{\xi}^{(k+1)} = \boldsymbol{\xi}^{(k)} + \mathbf{e}_{\boldsymbol{\xi}}^{(k)} \\ \mathbf{s}^{(k)} = \mathcal{H}_m^{(k)} \left(\boldsymbol{\xi}^{(k)}, \mathbf{s}^{(k-1:k)} \right) + \mathbf{e}_s^{(k)} \end{cases}$$

Two steps for $\mathcal{H}_m^{(k)} \left(\boldsymbol{\xi}^{(k)}, \mathbf{s}^{(k-1:k)} \right)$

Step 1 : admissible fields computation

$$\mathbf{u}^{(k)} = \mathcal{G}_{mCRE}(\boldsymbol{\xi}^{(k)}, \mathbf{s}^{(k-1:k)})$$

Step 2 : projection

Typically using boolean matrix

$$\mathcal{H} := \mathbf{\Pi}$$

$$\mathcal{H}_m(\boldsymbol{\xi}^{(k)}, \mathbf{s}^{(k)}) = \mathcal{H} \circ \mathcal{G}_{mCRE}(\boldsymbol{\xi}^{(k)}, \mathbf{s}^{(k-1:k)})$$

- Introduction
- Basics on Kalman Filtering
- Proposed Approach
- Numerical Results
- Conclusion

Dual Kalman filter based identification
can be seen as the minimization of

$$J(\xi) = \sum_{k=0}^{n_t} \left(\mathbf{s}^{(k)} - \mathcal{H}^{(k)} \mathbf{u}^{(k)}(\xi^{(k)}) \right)^T \mathbf{C}_s^{(k)-1} \left(\mathbf{s}^{(k)} - \mathcal{H}^{(k)} \mathbf{u}^{(k)}(\xi^{(k)}) \right)$$

- Introduction
- Basics on Kalman Filtering
- Proposed Approach
- Numerical Results
- Conclusion

Dual Kalman filter based identification
can be seen as the minimization of

$$J(\xi) = \sum_{k=0}^{n_t} \left(\underbrace{\mathbf{s}^{(k)} - \mathcal{H}^{(k)} \mathbf{u}^{(k)}(\xi^{(k)})}_{\text{?}} \right)^T \mathbf{C}_s^{(k)-1} \left(\underbrace{\mathbf{s}^{(k)} - \mathcal{H}^{(k)} \mathbf{u}^{(k)}(\xi^{(k)})}_{\text{?}} \right)$$

Classical

$$\min_{\mathcal{U}} \left\| \mathbf{s}^{(k)} - \mathcal{H}^{(k)} \mathbf{u}^{(k)} \right\|_{\mathbf{C}_s^{(k)-1}}$$

- Introduction
- Basics on Kalman Filtering
- Proposed Approach
- Numerical Results
- Conclusion

Dual Kalman filter based identification
can be seen as the minimization of

$$J(\xi) = \sum_{k=0}^{n_t} \left(\underbrace{\mathbf{s}^{(k)} - \mathcal{H}^{(k)} \mathbf{u}^{(k)}(\xi^{(k)})}_{\text{?}} \right)^T \mathbf{C}_s^{(k)-1} \left(\underbrace{\mathbf{s}^{(k)} - \mathcal{H}^{(k)} \mathbf{u}^{(k)}(\xi^{(k)})}_{\text{?}} \right)$$

Classical

mCRE based

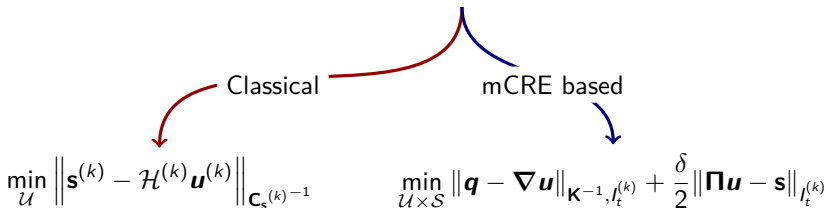
$$\min_{\mathcal{U}} \left\| \mathbf{s}^{(k)} - \mathcal{H}^{(k)} \mathbf{u}^{(k)} \right\|_{\mathbf{C}_s^{(k)-1}}$$

$$\min_{\mathcal{U} \times \mathcal{S}} \left\| \mathbf{q} - \nabla \mathbf{u} \right\|_{\mathbf{K}^{-1}, I_t^{(k)}} + \frac{\delta}{2} \left\| \mathbf{\Pi} \mathbf{u} - \mathbf{s} \right\|_{I_t^{(k)}}$$

- Introduction
- Basics on Kalman Filtering
- Proposed Approach
- Numerical Results
- Conclusion

Dual Kalman filter based identification
can be seen as the minimization of

$$J(\xi) = \sum_{k=0}^{n_t} \left(\underbrace{\mathbf{s}^{(k)} - \mathcal{H}^{(k)} \mathbf{u}^{(k)}(\xi^{(k)})}_{\text{?}} \right)^T \mathbf{C}_s^{(k)-1} \left(\underbrace{\mathbf{s}^{(k)} - \mathcal{H}^{(k)} \mathbf{u}^{(k)}(\xi^{(k)})}_{\text{?}} \right)$$



Classical

$$\min_{\mathcal{U}} \left\| \mathbf{s}^{(k)} - \mathcal{H}^{(k)} \mathbf{u}^{(k)} \right\|_{\mathbf{C}_s^{(k)-1}}$$

mCRE based

$$\min_{\mathcal{U} \times \mathcal{S}} \left\| \mathbf{q} - \nabla \mathbf{u} \right\|_{\mathbf{K}^{-1}, I_t^{(k)}} + \frac{\delta}{2} \left\| \mathbf{\Pi} \mathbf{u} - \mathbf{s} \right\|_{I_t^{(k)}}$$

Observations data
strongly imposed

Observations data
weakly imposed

- Introduction
- Basics on Kalman Filtering
- Proposed Approach
- Numerical Results
- Conclusion

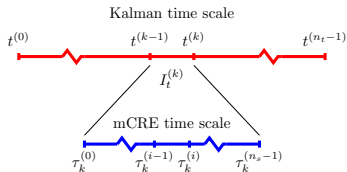
Admissible fields :

$$(u_{ad}, \mathbf{q}_{ad}) = \underset{(u, \mathbf{q}) \in \mathcal{U}_{ad} \times \mathcal{S}_{ad}}{\operatorname{argmin}} \mathcal{E}_m(u, \mathbf{q}; \xi^{(k)})$$

- Introduction
- Basics on Kalman Filtering
- Proposed Approach
- Numerical Results
- Conclusion

Admissible fields :

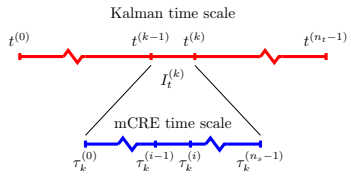
$$(u_{ad}, \mathbf{q}_{ad}) = \underset{(u, \mathbf{q}) \in \mathcal{U}_{ad} \times \mathcal{S}_{ad}}{\operatorname{argmin}} \mathcal{E}_m(u, \mathbf{q}; \xi^{(k)})$$



- Introduction
- Basics on Kalman Filtering
- Proposed Approach
- Numerical Results
- Conclusion

Admissible fields :

$$(u_{ad}, \mathbf{q}_{ad}) = \underset{(u, \mathbf{q}) \in \mathcal{U}_{ad} \times \mathcal{S}_{ad}}{\operatorname{argmin}} \mathcal{E}_m(u, \mathbf{q}; \xi^{(k)})$$

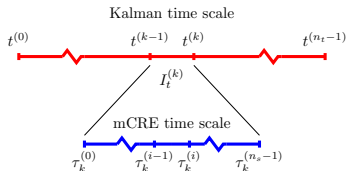


λ lagrange multiplier field **and** stationarity conditions

- Introduction
- Basics on Kalman Filtering
- Proposed Approach
- Numerical Results
- Conclusion

Admissible fields :

$$(u_{ad}, \mathbf{q}_{ad}) = \underset{(u, \mathbf{q}) \in \mathcal{U}_{ad} \times \mathcal{S}_{ad}}{\operatorname{argmin}} \mathcal{E}_m(u, \mathbf{q}; \xi^{(k)})$$



λ lagrange multiplier field **and** stationarity conditions

After **FE** discretization :

$$\begin{bmatrix} \mathbf{C} & \mathbf{0} \\ \mathbf{0} & -\mathbf{C} \end{bmatrix} \begin{bmatrix} \dot{\mathbf{u}} \\ \dot{\lambda} \end{bmatrix} + \begin{bmatrix} \mathbf{K} & -\mathbf{K} \\ \delta \mathbf{\Pi}^T \mathbf{\Pi} & \mathbf{K} \end{bmatrix} \begin{bmatrix} \mathbf{u} \\ \lambda \end{bmatrix} = \begin{bmatrix} \mathbf{F}_{ext} \\ \delta \mathbf{\Pi}^T \mathbf{s} \end{bmatrix} \quad \forall t$$

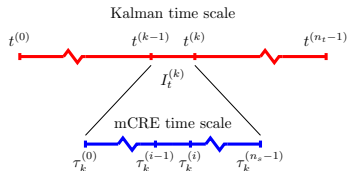
with

$$\mathbf{u}(\tau_k^{(0)}) = \mathbf{u}^{(k-1)} \quad \text{and} \quad \lambda(\tau_k^{(n_s-1)}) = \mathbf{0}$$

- Introduction
- Basics on Kalman Filtering
- Proposed Approach
- Numerical Results
- Conclusion

Admissible fields :

$$(u_{ad}, \mathbf{q}_{ad}) = \underset{(u, \mathbf{q}) \in \mathcal{U}_{ad} \times \mathcal{S}_{ad}}{\operatorname{argmin}} \mathcal{E}_m(u, \mathbf{q}; \xi^{(k)})$$



λ lagrange multiplier field **and** stationarity conditions

After **FE** discretization :

$$\begin{bmatrix} \mathbf{C} & \mathbf{0} \\ \mathbf{0} & -\mathbf{C} \end{bmatrix} \begin{bmatrix} \dot{\mathbf{u}} \\ \dot{\lambda} \end{bmatrix} + \begin{bmatrix} \mathbf{K} & -\mathbf{K} \\ \delta \mathbf{\Pi}^T \mathbf{\Pi} & \mathbf{K} \end{bmatrix} \begin{bmatrix} \mathbf{u} \\ \lambda \end{bmatrix} = \begin{bmatrix} \mathbf{F}_{ext} \\ \delta \mathbf{\Pi}^T \mathbf{s} \end{bmatrix} \quad \forall t$$

with

$$\mathbf{u}(\tau_k^{(0)}) = \mathbf{u}^{(k-1)} \quad \text{and} \quad \lambda(\tau_k^{(n_s-1)}) = \mathbf{0}$$



Coupled forward-backward problem in time

Find $\mathbf{u} \in \mathcal{X} = \mathcal{X}_1 \otimes \cdots \otimes \mathcal{X}_D$ such that $B(\mathbf{u}, \mathbf{v}) = L(\mathbf{v}) \quad \forall \mathbf{v} \in \mathcal{X}$

- Introduction
- Basics on Kalman Filtering
- Proposed Approach
- Numerical Results
- Conclusion

8. Nouy, *A priori model reduction through Proper Generalized Decomposition for solving time-dependent partial differential equations*, 2010

Find $\mathbf{u} \in \mathcal{X} = \mathcal{X}_1 \otimes \cdots \otimes \mathcal{X}_D$ such that $B(\mathbf{u}, \mathbf{v}) = L(\mathbf{v}) \quad \forall \mathbf{v} \in \mathcal{X}$

Principle :

Low-rank tensor approximation

$$\mathbf{u} \simeq \mathbf{u}_m = \sum_{i=1}^m \mathbf{w}_i^1 \otimes \mathbf{w}_i^2 \otimes \cdots \otimes \mathbf{w}_i^D ; \quad \mathbf{u}_m \in \mathcal{X}_m \subset \mathcal{X}$$

- Introduction
- Basics on Kalman Filtering
- Proposed Approach
- Numerical Results
- Conclusion

8. Nouy, *A priori model reduction through Proper Generalized Decomposition for solving time-dependent partial differential equations*, 2010

Find $\mathbf{u} \in \mathcal{X} = \mathcal{X}_1 \otimes \cdots \otimes \mathcal{X}_D$ such that $B(\mathbf{u}, \mathbf{v}) = L(\mathbf{v}) \quad \forall \mathbf{v} \in \mathcal{X}$

Principle :

Low-rank tensor approximation

$$\mathbf{u} \simeq \mathbf{u}_m = \sum_{i=1}^m \mathbf{w}_i^1 \otimes \mathbf{w}_i^2 \otimes \cdots \otimes \mathbf{w}_i^D ; \quad \mathbf{u}_m \in \mathcal{X}_m \subset \mathcal{X}$$

Construction : many strategies⁸ ; progressive Galerkin approach

- Introduction
- Basics on Kalman Filtering
- Proposed Approach
- Numerical Results
- Conclusion

8. Nouy, *A priori model reduction through Proper Generalized Decomposition for solving time-dependent partial differential equations*, 2010

Find $\mathbf{u} \in \mathcal{X} = \mathcal{X}_1 \otimes \cdots \otimes \mathcal{X}_D$ such that $B(\mathbf{u}, \mathbf{v}) = L(\mathbf{v}) \quad \forall \mathbf{v} \in \mathcal{X}$

Principle :

Low-rank tensor approximation

$$\mathbf{u} \simeq \mathbf{u}_m = \sum_{i=1}^m \mathbf{w}_i^1 \otimes \mathbf{w}_i^2 \otimes \cdots \otimes \mathbf{w}_i^D ; \quad \mathbf{u}_m \in \mathcal{X}_m \subset \mathcal{X}$$

Construction : many strategies⁸ ; progressive Galerkin approach

\mathbf{u}_{M-1} known



$$\mathbf{B}_1(\mathbf{w}^1, \mathbf{w}^*) = L(\mathbf{w}^*) - \mathbf{B}_1(\mathbf{u}_{M-1}, \mathbf{w}^*)$$

\vdots

$$\mathbf{B}_D(\mathbf{w}^D, \mathbf{w}^*) = L(\mathbf{w}^*) - \mathbf{B}_D(\mathbf{u}_{M-1}, \mathbf{w}^*)$$

Fixed point



Orthogonalization and update

$$\mathbf{u}_M = \mathbf{u}_{M-1} + \mathbf{w}^1 \otimes \cdots \otimes \mathbf{w}^D$$

Greedy

8. Nouy, *A priori model reduction through Proper Generalized Decomposition for solving time-dependent partial differential equations*, 2010

Two fields problem : u and λ

Two PGD decompositions *simultaneously* computed

- Introduction
- Basics on Kalman Filtering
- Proposed Approach
- Numerical Results
- Conclusion

Two fields problem : u and λ

Two PGD decompositions *simultaneously* computed

Many parameters to consider as extra-coordinates

- Introduction
- Basics on Kalman Filtering
- Proposed Approach
- Numerical Results
- Conclusion

Two fields problem : u and λ

Two PGD decompositions *simultaneously* computed

Many parameters to consider as extra-coordinates

- ▶ space, time
- ▶ parameters to identify ξ
- ▶ observations data
- ▶ initial condition

- Introduction
- Basics on Kalman Filtering
- Proposed Approach
- Numerical Results
- Conclusion

Two fields problem : u and λ

Two PGD decompositions **simultaneously** computed

Many parameters to consider as extra-coordinates

- ▶ space, time
- ▶ parameters to identify ξ
- ▶ observations data
- ▶ initial condition

Projection into a reduced basis

$$u_0^{(k)} = \sum_{i=0}^{n_{init}} \alpha_i \psi_i(\mathbf{x})$$

- Introduction
- Basics on Kalman Filtering
- Proposed Approach
- Numerical Results
- Conclusion

Two fields problem : u and λ

Two PGD decompositions **simultaneously** computed

Many parameters to consider as extra-coordinates

- ▶ space, time
- ▶ parameters to identify ξ
- ▶ observations data
- ▶ initial condition

Projection into a reduced basis

$$u_0^{(k)} = \sum_{i=0}^{n_{init}} \alpha_i \psi_i(\mathbf{x})$$

$$u_{PGD} = \sum_{i=1}^m \phi_i^u \otimes \psi_i^u \otimes \chi_{j=1}^{n_p} \otimes \chi_{k=1}^{n_{obs}} \otimes \theta_{k,i}^u \otimes \eta_{m=1}^{n_{obs}} \otimes \varphi_{q=1}^{n_{init}}$$

$$\lambda_{PGD} = \sum_{i=1}^m \phi_i^\lambda \otimes \psi_i^\lambda \otimes \chi_{j=1}^{n_p} \otimes \chi_{k=1}^{n_{obs}} \otimes \theta_{k,i}^\lambda \otimes \eta_{m=1}^{n_{obs}} \otimes \varphi_{q=1}^{n_{init}}$$

Two fields problem : u and λ

Two PGD decompositions **simultaneously** computed

Many parameters to consider as extra-coordinates

- ▶ space, time
- ▶ parameters to identify ξ
- ▶ observations data
- ▶ initial condition

Projection into a reduced basis

$$u_0^{(k)} = \sum_{i=0}^{n_{init}} \alpha_i \psi_i(\mathbf{x})$$

$$u_{PGD} = \sum_{i=1}^m \phi_i^u \otimes \psi_i^u \otimes \chi_{j=1}^{n_p} \otimes \theta_{k=1}^{n_{obs}} \otimes \eta_{m=1}^{n_{obs}} \otimes \varphi_{q=1}^{n_{init}}$$

$$\lambda_{PGD} = \sum_{i=1}^m \phi_i^\lambda \otimes \psi_i^\lambda \otimes \chi_{j=1}^{n_p} \otimes \theta_{k=1}^{n_{obs}} \otimes \eta_{m=1}^{n_{obs}} \otimes \varphi_{q=1}^{n_{init}}$$



$$n_p + 2 \cdot n_{obs} + n_{init} \approx 20$$

- Introduction
- Basics on Kalman Filtering
- Proposed Approach
- Numerical Results
- Conclusion

8. Marchand et al, *Real-time updating of structural mechanics models using Kalman filtering, modified Constitutive Relation Error and Proper Generalized Decomposition*, 2016

- Introduction
- Basics on Kalman Filtering
- Proposed Approach
- Numerical Results
- Conclusion

offline

- ▶ Reduced basis computation for initial condition projection
- ▶ PGD admissible fields computation



8. Marchand et al, *Real-time updating of structural mechanics models using Kalman filtering, modified Constitutive Relation Error and Proper Generalized Decomposition*, 2016

- Introduction
- Basics on Kalman Filtering
- Proposed Approach
- Numerical Results
- Conclusion

offline

- ▶ Reduced basis computation for initial condition projection
- ▶ PGD admissible fields computation



online

at each time step

- ▶ Project current initial condition in reduced basis
- ▶ Evaluate PGD parametric solution for set of σ -points
- ▶ Project state into observation space
- ▶ Kalman parameters update

8. Marchand et al, *Real-time updating of structural mechanics models using Kalman filtering, modified Constitutive Relation Error and Proper Generalized Decomposition*, 2016

- Introduction
- Basics on Kalman Filtering
- Proposed Approach
- Numerical Results
- Conclusion

Basics on Kalman Filtering

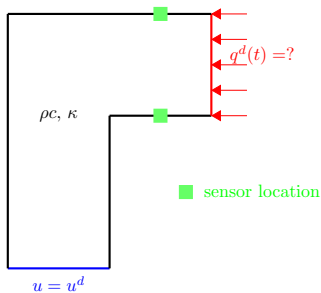
Proposed Approach



Numerical Results


Conclusion

- Introduction
- Basics on Kalman Filtering
- Proposed Approach
- Numerical Results
- Conclusion

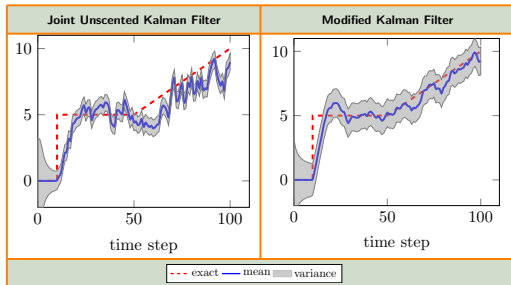


Time stepping for observation : 1000
 Time stepping for identification : 100
 Noise level : 20%

PGD modes



- Introduction
- Basics on Kalman Filtering
- Proposed Approach
- Numerical Results
- Conclusion

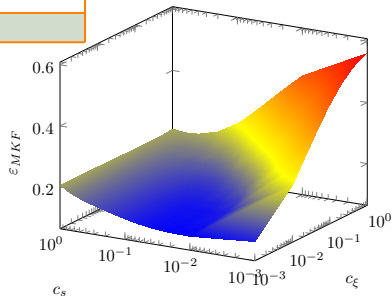


Better accuracy

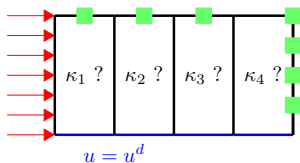
Tuning parameters impact



$$\varepsilon_{MKF} = \frac{\|\xi_{true} - \mathbf{E}[\xi_{MKF}]\|_{L^2(I_t)}}{\|\xi_{true}\|_{L^2(I_t)}}$$



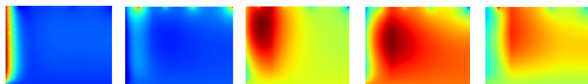
- Introduction
- Basics on Kalman Filtering
- Proposed Approach
- Numerical Results
- Conclusion



■ sensor location

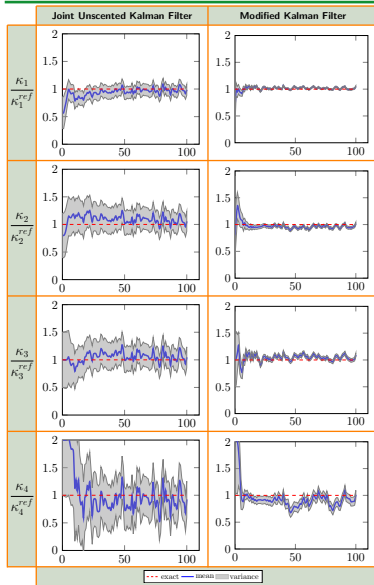
Time stepping for observation : 1000
 Time stepping for identification : 100
 Noise level : 10%

Space modes



Exemple 2 : conductivity identification

- Introduction
- Basics on Kalman Filtering
- Proposed Approach
- Numerical Results
- Conclusion



Better

accuracy

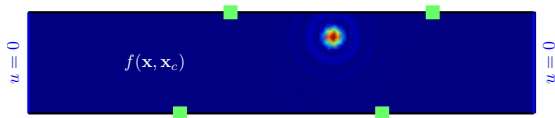
and

robustness

- Introduction
- Basics on Kalman Filtering
- Proposed Approach
- Numerical Results
- Conclusion

Thermal source :

$$f(\mathbf{x}; \mathbf{x}_c) = \text{sinc}^2(\pi \|\mathbf{x} - \mathbf{x}_c(t)\|)$$



■ sensor location

To include \mathbf{x}_c as PGD's extra-coordinate

$$f(\mathbf{x}; \mathbf{x}_c) \simeq \sum_{i=1}^N F_i(\mathbf{x}) \cdot G_i(\mathbf{x}_c)$$

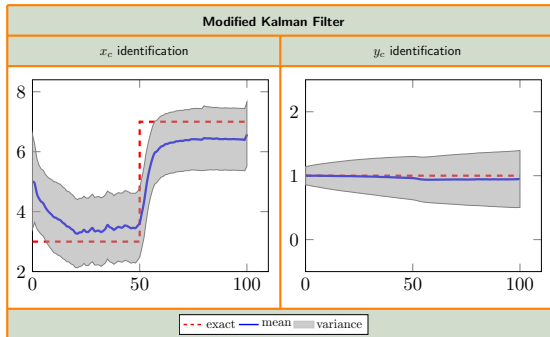
Using SVD

- Introduction
- Basics on Kalman Filtering
- Proposed Approach
- Numerical Results
- Conclusion

Time stepping for observation : 1000

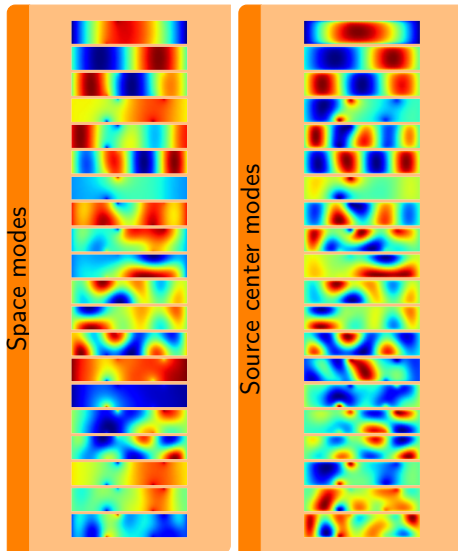
Time stepping for identification : 100

Noise level : 10%



Results not compared to UKF since this problem requires to solve **5000** problems at each time step with the UKF approach

- Introduction
- Basics on Kalman Filtering
- Proposed Approach
- Numerical Results
- Conclusion



PGD limits

Solution is relatively *singular* involves

Initial condition should be project on many modes

$$n_{init} \gg 1$$

but

$$n_p + 2 \cdot n_{obs} + n_{init} \approx 20$$

- Introduction
- Basics on Kalman Filtering
- Proposed Approach
- Numerical Results
- Conclusion

Basics on Kalman Filtering

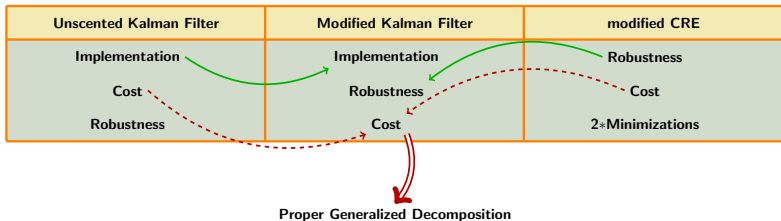
Proposed Approach

Numerical Results

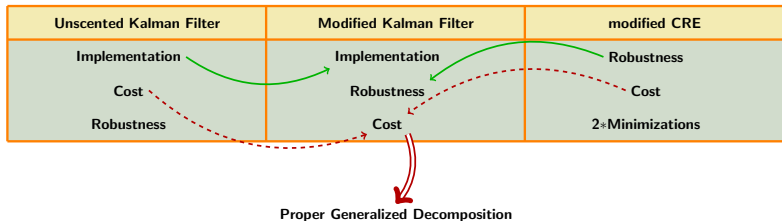


Conclusion

- Introduction
- Basics on Kalman Filtering
- Proposed Approach
- Numerical Results
- Conclusion



- Introduction
- Basics on Kalman Filtering
- Proposed Approach
- Numerical Results
- Conclusion



Extension to field identification

Number of parameters significantly increases

split state and parameters meshes adaptive strategy⁹