



HAL
open science

Phase stability, chemical bonding and mechanical properties of titanium nitrides: a first-principles study

Shuyin Yu, Qingfeng Zeng, Artem R. Oganov, Gilles Frapper, Litong Zhang

► To cite this version:

Shuyin Yu, Qingfeng Zeng, Artem R. Oganov, Gilles Frapper, Litong Zhang. Phase stability, chemical bonding and mechanical properties of titanium nitrides: a first-principles study. *Physical Chemistry Chemical Physics*, 2015, 17 (17), pp.11763-11769. 10.1039/c5cp00156k . hal-01368462

HAL Id: hal-01368462

<https://hal.science/hal-01368462>

Submitted on 16 Feb 2024

HAL is a multi-disciplinary open access archive for the deposit and dissemination of scientific research documents, whether they are published or not. The documents may come from teaching and research institutions in France or abroad, or from public or private research centers.

L'archive ouverte pluridisciplinaire **HAL**, est destinée au dépôt et à la diffusion de documents scientifiques de niveau recherche, publiés ou non, émanant des établissements d'enseignement et de recherche français ou étrangers, des laboratoires publics ou privés.

Phase stability, chemical bonding and mechanical properties of titanium nitrides: A first-principles study

Shuyin Yu^a, Qingfeng Zeng^{a,*}, Artem R. Oganov^{b,c,d}, Gilles Frapper^e, Litong Zhang^a

^aScience and Technology on Thermostructural Composite Materials Laboratory, School of Materials Science and Engineering, Northwestern Polytechnical University, Xi'an, Shaanxi 710072, PR China

^bDepartment of Geosciences, Center for Materials by Design, and Institute for Advanced Computational Science, State University of New York, Stony Brook, NY 11794-2100, USA

^cMoscow Institute of Physics and Technology, Dolgoprudny, Moscow Region 141700, Russia

^dSchool of Materials Science and Engineering, Northwestern Polytechnical University, Xi'an, Shaanxi 710072, PR China

^eIC2MP UMR 7285, Université de Poitiers - CNRS, 4, rue Michel Brunet - TSA 51106 - 86073 Poitiers Cedex 9, France

Abstract

We have performed first-principles evolutionary searches for all stable titanium nitrides and have found, in addition to the well-known rocksalt-type TiN, new ground states Ti₃N₂, Ti₄N₃, Ti₆N₅ at atmospheric pressure, and Ti₂N and TiN₂ at higher pressures. The latest nitrogen-rich structure presents encapsulated N₂ dumbbells with a N-N distance of 1.348 Å at 60 GPa and TiN₂ is predicted to be mechanically stable (quenchable). Our calculations of the mechanical properties (bulk modulus, shear modulus, Young's modulus, Poisson's ratio, and hardness) are in excellent agreement with the available experimental data and show that the hardness of titanium nitrides increases with increasing nitrogen content. The hardness of titanium nitrides is enhanced by strengthening directional covalent bonds and disappearance of Ti-Ti metallic bonds. Among the predicted compounds, TiN₂ has the highest hardness of 27.2 GPa.

Keywords: crystal structure prediction; Ti-N system; electronic properties; hardness

1. Introduction

The discovery of new ultra-incompressible, superhard materials with novel mechanical and electronic properties is of great fundamental interest and practical importance. Conventional superhard materials are often formed by light elements (B, C, N, O), such as diamond [1], γ -B₂₈ [2], *c*-BN [3], B₆O [4], and BC₅ [5]. An alternative is to combine these elements with transition metals [6, 7], e.g., OsB₂ [8], ReB₂ [9], IrN₂ and OsN₂ [10]. Here we explore the Ti-N system, which gives promise for materials with superior properties: chemical stability, thermal stability, oxidative resistance, good adhesion to substrate, high fracture toughness and high hardness, and these properties make them suitable for many applications, as a thin film or coating for high-speed cutting tools.

TiN was first separated by Story-Maskelyne [11] from a meteorite, followed by numerous studies on the film growth [12, 13, 14], elasticity and mechanical properties [15, 16, 17]. The crystal structure of TiN has

been intensively investigated, however its phase transition under pressure is still a controversy [18, 19, 20]. The other well-known compounds are Ti₂N and Ti₃N₄. ϵ -Ti₂N [21] (*P4₂/mnm*) is the most stable structure at normal conditions, while the δ' phase (*I4₁/amd*) can only exist at high temperatures [22]. Ivashchenko et al. [23] predicted phase transformation sequence ϵ -Ti₂N \rightarrow Au₂Te-type \rightarrow Al₂Cu-type with transitions occurred at 77.5 and 86.7 GPa, respectively. For the metastable Ti₃N₄, Kroll et al. [24] proposed that it adopts the CaTi₂O₄-type structure at normal conditions. With increasing pressure, it was proposed to transform first into the Zr₃N₄-type structure, and then into the cubic Th₃P₄-type structure.

Although titanium nitrides have been studied for decades, a detailed theoretical study of their phase equilibria, electronic and mechanical properties would help to reconcile controversies and possibly predict new technologically useful materials. This is exactly the purpose of the present paper. We hope this study will provide guidance for experimental groups aiming to synthesize those novel crystal structures.

*The author to whom the correspondence should be addressed to: Qingfeng Zeng, Email: qfzeng@nwpu.edu.cn

2. Computational Methodology

To find all potential Ti_xN_y structures in the binary Ti-N phase diagram, we performed an extensive computational search for the most stable ground-state structures with the lowest enthalpy at selected pressures ($P=1$ atm, 20 and 60 GPa), using the evolutionary algorithm approach as implemented in the USPEX code [25, 26] in its variable-composition mode [27], interfaced with the VASP density functional package [28]. This approach of crystal structure prediction is based on purely chemical composition with no experimental input required. In our searches, we allowed all possible compositions in the Ti-N system with structures containing up to 24 atoms in the unit cell. The first generation of structures was produced randomly, and the succeeding generations were obtained by applying heredity (50%), atom transmutation (20%), lattice mutation (15%) operations and produced randomly (15%).

The first-principles electronic structure calculations were carried out within the framework of density functional theory (DFT) with exchange-correlation functionals in the generalized gradient approximation (GGA) according to Perdew-Burke-Ernzerhof (PBE) parameterization [29]. The interactions between the ions and the electrons are described by the projector-augmented wave (PAW) method [30] with a cutoff energy of 600 eV. Structures were optimized until the maximum residual force component was smaller than 1 meV/Å. All the enthalpy calculations are well converged to an accuracy of $<10^{-6}$ eV/atom. Brillouin zone was sampled by uniform Γ -centered Monkhorst-Pack meshes [31] with the resolution $2\pi \times 0.06 \text{ \AA}^{-1}$. The most stable structures were studied further with increased accuracy. k -points meshes of resolution better than $2\pi \times 0.03 \text{ \AA}^{-1}$ were adopted.

Theoretical phonon spectra were calculated based on the supercell method using the PHONOPY package [32] in order to probe the dynamic stability of the predicted Ti_xN_y compounds at different pressures. The elastic constants were calculated from the stress-strain relations, and Voigt-Reuss-Hill (VRH) approximation [33, 34, 35] was employed to obtain the bulk modulus B , shear modulus G , Young's modulus E , and Poisson's ratio ν . The theoretical Vickers hardness H_v was estimated by using the Chen's model [36], according to the expression:

$$H_v = 2(\kappa^2 G)^{0.585} - 3 \quad (1)$$

where κ is the Pugh ratio: $\kappa=G/B$. The directional dependence of the Young's modulus for crystals of different symmetries encountered in this study is given in Supplementary Materials.

3. Results and Discussion

Thermodynamics of titanium nitrides can be quantified by constructing the thermodynamic convex hull, which is a complete set of phases stable against transformation into any other phase and decomposition into any set of other phases. These thermodynamically stable phases can be synthesized in principle [37]. The convex hull curves were reconstructed after phonon calculations for the selected thermodynamically stable phases, which are shown in Figure 1. Noticeably, our evolutionary simulations succeed in finding the well-known NaCl-type TiN and ϵ -Ti₂N observed by experiments at ambient conditions. In addition, we uncovered three new stable compounds, the orthorhombic Ti₃N₂, and monoclinic Ti₄N₃ and Ti₆N₅. At 60 GPa, ϵ -Ti₂N transforms into the orthorhombic $Cmcm$ phase, and a new stable nitrogen-rich compound is identified as TiN₂.

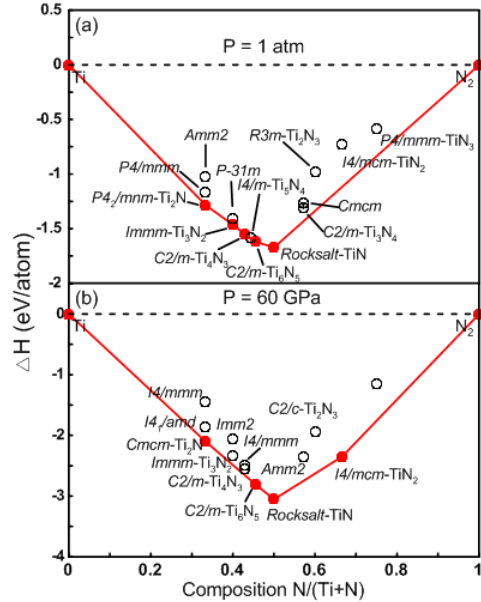


Figure 1: (Color online). Convex hull diagrams for Ti-N system at ambient pressure (a) and at 60 GPa (b). Circles denote stable (solid circles) and metastable (open circles) structures. The hexagonal ω -Ti [38] and α -N₂ [39] are adopted as reference states.

The detailed crystallographic data and enthalpies of formation are listed in Table 1s (see Supplementary Materials). Note that the enthalpies of formation without the ZPE correction are only ~ 0.01 eV/atom different from the ZPE-corrected energies, and it will not change the relative phase stabilities without considering ZPE correction. Thus, for the computational intensity reason, the zero point energy is omitted for the systematic structural search.

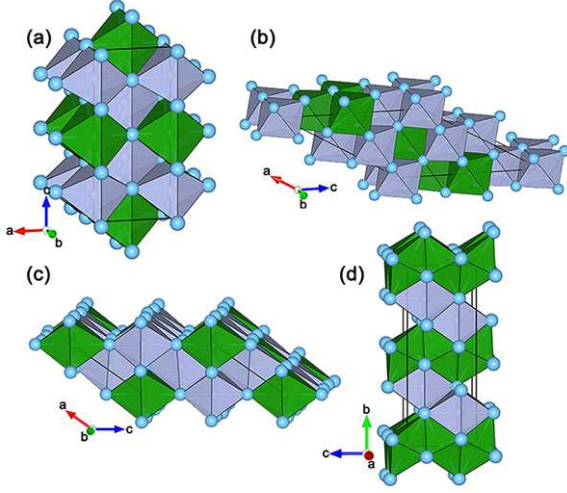


Figure 2: (Color online). Crystal structures of subnitrides Ti-N compounds. (a) $Immm$ - Ti_3N_2 at 0 GPa, (b) $C2/m$ - Ti_4N_3 at 0 GPa, (c) $C2/m$ - Ti_6N_5 at 0 GPa, (d) $Cmcm$ - Ti_2N at 60 GPa. The Ti and N atoms are represented as big blue and small gray spheres, respectively, nitrogen vacancies are shown in the green octahedra.

3.1. Rocksalt TiN and related subnitrides $Ti_{n+1}N_n$

While TiN has the ideal cubic rocksalt structure, Ti_3N_2 , Ti_4N_3 and Ti_6N_5 are versions of this structure with ordered N-vacancies (see Figure 2) - in Ti_3N_2 one third of nitrogen sites are vacant, in Ti_4N_3 - one quarter, and in Ti_6N_5 - one sixth. Similar vacancy-ordered phases were earlier reported to be stable for hafnium and titanium carbides $M_{n+1}C_n$ ($M=Hf$ and $n=2, 5$ [40]; $M=Ti$ and $n=1, 2, 5$ [41]). Generally, the decrease of vacancy concentration makes the structure denser, less compressible, harder, and more stable under pressure. Indeed, among defective rocksalt-type phases only Ti_6N_5 (with the lowest vacancy concentration) survives as a (barely) stable phase at 60 GPa. Ti_3N_2 has space group $Immm$, while Ti_4N_3 and Ti_6N_5 belong to space group $C2/m$. It is convenient to visualize these structures by N-centered octahedral (NTi_6), as shown in Figure 2. In the $Ti_{n+1}N_n$ series, Ti_5N_4 is missing as a stable compound. Nevertheless, a structure (SG: $I4/m$, No. 87) is very close to the convex hull curve but lies above it (15 meV/atom), i.e., Ti_5N_4 is a metastable phase.

ϵ - Ti_2N has the anti-rutile structure with space group $P4_2/mnm$. At pressures above 20.8 GPa, tetragonal ϵ - Ti_2N transforms into an orthorhombic $Cmcm$ structure (see Figure 2e). This structure contains a distorted close packing of Ti atoms, where one half of octahedral voids are occupied by nitrogen atoms, and edge-sharing NTi_6 -octahedra form double slabs alternating with nitrogen-

free layers. It is noteworthy that the enthalpy of $Cmcm$ - Ti_2N is lower by more than 0.24 eV/f.u. than that of the Au_2Te -type or Al_2Cu -type structures proposed by Ivashchenko et al. [23].

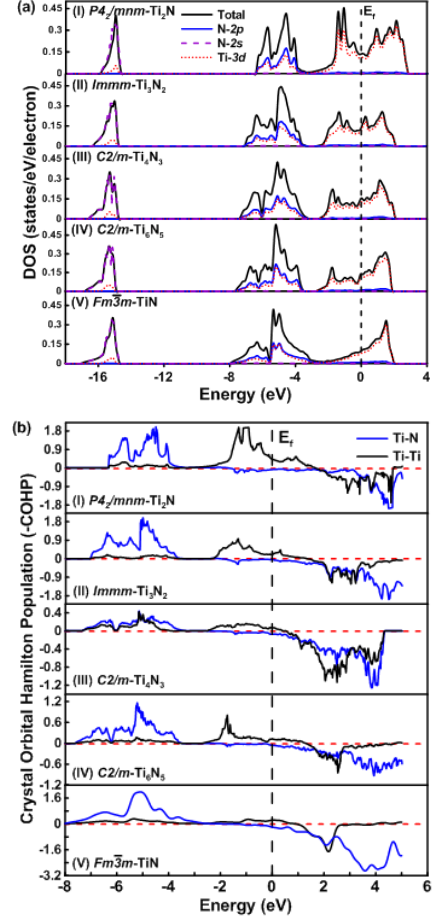


Figure 3: (Color online). (a) The total and partial density of states (DOS), (b) Crystal orbital Hamilton population (-COHP) for the $Ti_{n+1}N_n$ subnitrides and TiN at zero pressure. Vertical dashed line is the Fermi energy.

Having investigated the crystal structures and energetics of the various titanium subnitrides $Ti_{n+1}N_n$ and TiN, we now consider their electronic properties. The total and partial densities of states (DOS) of the understudied compounds are shown in Figure 3(a). The crystal orbital Hamilton population (-COHP) curves for all Ti-N compounds were calculated by using the LOBSTER package [42] and are displayed in Figure 3(b). These orbital-pair interactions can provide a quantitative measure of bond strengths. The positive and negative energy regions in the -COHP curves correspond to bonding and antibonding states, respectively.

For $\text{Ti}_{n+1}\text{N}_n$ structures, the DOS are decomposed into three well separated regions energy: (1) a deeply lowest valence band, s_N ; (2) a hybridized Ti-3d/N-2p band, d_{MPN} ; (3) a partially filled higher lying Ti-3d band, d_M . The s_N band is dominated by the 2s orbitals of the nitrogen atoms. Therefore, the contribution of this band to the bonding is not so large. The following upper group of valence bands d_{MPN} is a result of strong hybridization from the 3d states of Ti atoms and the 2p states of N atoms. These peaks correspond to the Ti-3d/N-2p bonding orbitals contribution. Their antibonding counterparts appear well above the Fermi level.

When n goes from 1 to 5 in $\text{Ti}_{n+1}\text{N}_n$ series, e.g., the number of N-filled Ti_6 octahedra increases, the energy region for the Ti-3d/N-2p peaks is expanded. This energy dispersion is caused by more extensive mixing between Ti-3d and N-2p orbitals, and suggests the enhancement of the covalency of titanium-nitrogen bonding network. Let turn our discussion on the upper energy region. From both DOS and COHP analyses, one may see that the bottom of the d_M band is mainly dominated by the bonding orbitals of 3d Ti atoms and the corresponding DOS exhibits a feature of “near free electron” responsible for metallicity (see Figure 3(a)). Vacant antibonding Ti-3d/N-2p and antibonding Ti-3d/N-3d states compose the bottom of the conduction band. These results confirm the mixed covalent Ti-N and metallic Ti-Ti bonding nature in titanium subnitrides and TiN compounds.

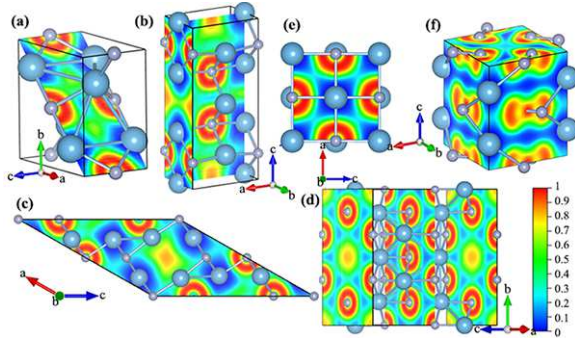


Figure 4: (Color online). Calculated electron localization function (ELF) maps for (a) $P4_2/mnm$ - Ti_2N , (b) $Immm$ - Ti_3N_2 , (c) $C2/m$ - Ti_4N_3 , (d) $C2/m$ - Ti_6N_5 , (e) $Fm\bar{3}m$ - TiN , and (f) $I4/mcm$ - TiN_2 , blue spheres represent Ti atoms while gray spheres represent N atoms.

As N content increases, valence band broadens (d_{MPN} band), valence electron concentration increases, and covalent interactions become stronger. This is reflected in shortening of Ti-N bonds: the shortest bond lengths are 2.082, 2.071, 2.069 and 2.022 Å for Ti_2N ,

Ti_3N_2 , Ti_4N_3 and Ti_6N_5 at 0 GPa, respectively. In the same sequence the $N(E_F)$ gradually decreases, reaching the lowest value ~ 0.098 states/eV/electron for TiN (see Figure 3(a)). To further explore the bonding nature in each $\text{Ti}_{n+1}\text{N}_n$ and TiN structures, we examined the electron localization function (ELF) [43] of these Ti-N compounds (see Figure 4). We find that there are relatively large ELF values between Ti and N atoms, indicating the partially covalent Ti-N interactions. ELF=0.5 can be identified between titanium atoms, suggesting that the metallic Ti-Ti bonding. All of these results are consistent with the discussion about the DOS and COHP for each structure of Ti_xN_y .

3.2. TiN_2 , a high-pressure structure with N_2 dumbbells

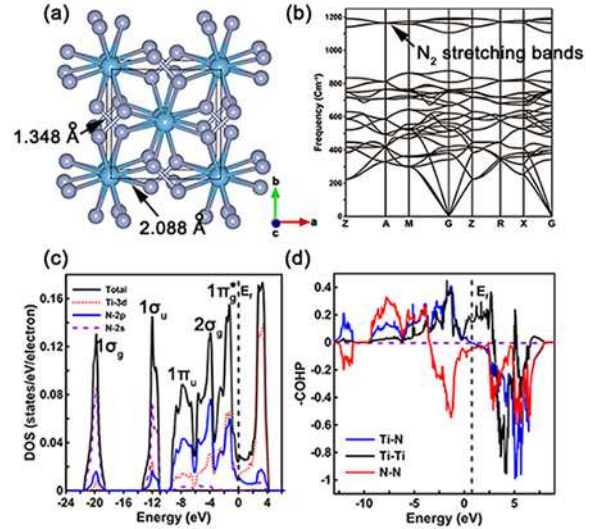


Figure 5: (Color online). (a) Crystal structure of $I4/mcm$ - TiN_2 , (b) phonon dispersion curve at 60 GPa, (c) projected and total DOS with symmetry labels of molecular N_2^{4-} filled valence orbitals assigned to each DOS peak at 60 GPa, and (d) -COHP of $I4/mcm$ - TiN_2 at 60 GPa.

At 60 GPa, we uncovered a nitrogen-rich compound TiN_2 with the CuAl_2 -type structure (SG: $I4/mcm$, see Figure 5a). The energy of this $I4/mcm$ structure is lower than that of the previously proposed thermodynamic ground state, the CaC_2 -V-type structure predicted by Kulkarni et al. [44] at 60 GPa. This new structure is stable against the decomposition into the mixture of TiN and N_2 at pressures above 26.6 GPa. To examine the stability of the $I4/mcm$ structure, the phonon frequencies were calculated at atmospheric pressure and at 60 GPa. Imaginary frequency mode was not observed in the entire Brillouin zone (see Figure 5b and Supplementary

Materials), indicating that the predicted $I4/mcm$ structure is dynamical stable and, if synthesized, might be quenched at atmospheric pressure.

The structure of TiN_2 contains TiN_8 face-sharing tetragonal antiprisms stacked along the c -axis. Unlike in normal $CuAl_2$ -type structures, here we have N_2 -dumbbells encapsulated in cubic Ti_8 hexahedra. The N-N bond length is calculated as 1.348 Å and 1.378 Å at 60 GPa and 1 atm, respectively. Projected N- $2p$ DOS shows that antibonding $1\pi_g^*$ levels are almost fully occupied at 60 GPa (see Figure 5c). Consequently, for electron counting purposes, the dinitrogen units should be formally considered as N_2^{4-} , a pernitride unit isoelectronic to fluorine F_2 molecules. Its electronic ground state configuration is $1\sigma_g^2, 1\sigma_u^2, 1\pi_u^4, 2\sigma_g^2, 1\pi_g^{*4}$ for 14 valence electrons and its bond order is one. Formally, this leaves the titanium atoms of TiN_2 in a d^0 configuration (Ti^{4+}). Note that a large variety of structures are known with the square antiprismatic geometry and a formally d^0 metal center such as TaF_8^{3-} in Na_3TaF_8 [48].

Stabilizing Ti-Ti interactions in binary Ti-N structures are weakening when nitrogen content increases, e.g., when formal valence d electrons d^n decrease (Ti oxidation number increases). This behavior is structurally reflected by the elongation of the Ti-Ti distances upon the nitrogen content (shortest Ti-Ti bonds of 2.255 Å and 2.517 Å in Ti_2N and TiN_2 at 60 GPa, respectively). Note that the pernitride N_2^{4-} units point directly towards the tetragonal faces of the eight-coordinated titanium atoms (Ti-N bonding length is 2.088 Å at 60 GPa) and are perpendicular to each other in or-

der to minimize the steric clashes between the nitrogen σ -lone pairs (Pauli repulsions). Based on these considerations, the covalent networks in TiN_2 with the $CuAl_2$ -type structure are built on transition metal - main group elements and main-group-based directional covalent bonds, a prerequisite for superhard materials.

3.3. Mechanical properties of Ti-N stable structures

The dynamical stability of the predicted Ti-N compounds has been confirmed by the absence of any imaginary phonon modes (see Supplementary materials). The mechanical stability was examined using the calculated elastic constants (see Table 1), and we found that all these phases satisfy the Born-Huang stability criteria [49]. Our calculated elastic constants are in good agreement with the available data [15, 46, 50, 51]. One can note the large C_{33} values for Ti_2N , Ti_4N_3 , TiN and especially TiN_2 (691 GPa), which indicate very low compressibility along the c -axis. For TiN_2 , we also find a very large elastic constant C_{44} (350 GPa).

The calculated bulk modulus B and shear modulus G are also listed in Table 1 and the trend of these mechanical properties as a function of N content is shown in Figure 6. Our calculated results for the well-known rocksalt TiN and ϵ - Ti_2N are in good agreement with reported values [46, 15, 50, 51], supporting the accuracy and reliability for other Ti-N compounds. TiN has the largest B of 317 GPa, slightly larger than TiN_2 of 310 GPa. Both values are very high and comparable to WB_4 with a bulk modulus of 328 GPa [52]. Bulk modulus is mainly related to valence electron density (VED) [53], and indeed the VED of TiN_2 ($0.478 e^-/\text{Å}^3$) is very close

Table 1: The calculated elastic constants C_{ij} , bulk modulus B (GPa), shear modulus G (GPa), Young's modulus E (GPa), Poisson's ratio ν , $\kappa=G/B$ ratio, and Vickers hardness H_V (GPa) of the Ti-N compounds at 0 GPa.

Phase		C_{11}	C_{12}	C_{13}	C_{16}	C_{22}	C_{23}	C_{26}	C_{33}	C_{36}	C_{44}	C_{45}	C_{55}	C_{66}	B	G	E	ν	κ	H_V
Ti_2N ($P4_2/mmm$)	GGA	300	214	115					442		157			137	214	112	287	0.277	0.523	11.87
	LDA	353	235	138					489		184			147	246	130	332	0.275	0.528	13.38
	Ave	327	225	127					467		171			142	230	121	310	0.276	0.526	12.63
Ti_3N_2 ($Immm$)	GGA	458	99	125		400	115		332		119		145	86	206	124	309	0.250	0.602	15.53
	LDA	545	113	140		449	140		370		127		172	92	237	138	347	0.256	0.583	16.00
	Ave	502	106	133		425	128		351		123		159	89	222	131	328	0.253	0.593	15.77
Ti_4N_3 ($C2/m$)	GGA	368	150	155	-17	393	119	3	421	-29	140	10	126	114	225	125	317	0.265	0.556	14.05
	LDA	412	181	179	-16	444	135	8	484	-42	167	19	139	130	258	141	357	0.269	0.547	14.84
	Ave	390	166	167	-17	419	127	6	453	-36	154	15	133	122	242	133	337	0.267	0.552	14.45
Ti_6N_5 ($C2/m$)	GGA	424	140	145	-20	429	146	20	429	1	147	21	158	171	238	151	373	0.239	0.634	18.97
	LDA	484	161	175	-33	490	175	33	481	1	166	34	187	201	275	170	424	0.243	0.618	20.07
	Ave	454	151	160	-27	460	161	27	455	1	157	28	173	186	257	161	399	0.241	0.626	19.52
TiN ($Fm\bar{3}m$)	GGA	590	145						169		169			294	189	466	0.235	0.643	22.55	
	LDA	704	157						183		183			339	215	533	0.238	0.634	24.22	
	Ave	647	151						176		176			317	202	500	0.237	0.639	23.39	
	GGA[15]	583	129						179		179			278					24.19[45]	
	LDA[15]	698	139						198		198			321						
TiN_2 ($I4/mcm$)	Exp[46]	625	165						163		163			320						23.00[47]
	GGA	535	279	71					653		336			148	284	197	481	0.218	0.693	25.64
	LDA	631	301	106					729		364			185	335	233	567	0.218	0.696	28.75
	Ave	583	290	89					691		350			167	310	215	524	0.218	0.695	27.20

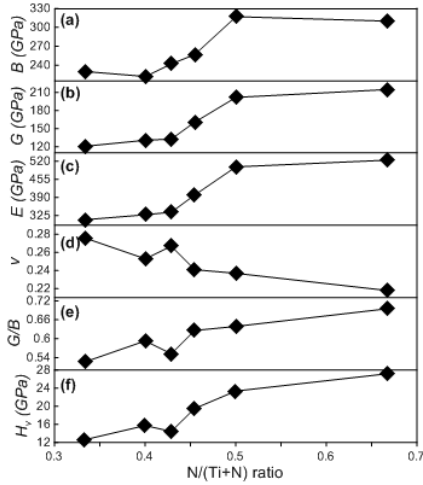


Figure 6: (Color online). Calculated bulk modulus B , shear modulus G , Young's modulus E , Poisson's ratio ν , G/B ratio, and Vickers hardness H_v of titanium nitrides as a function of N content. The structures from left to right are ϵ -Ti₂N, $Immm$ -Ti₃N₂, $C2/m$ -Ti₄N₃, $C2/m$ -Ti₆N₅, $Fm\bar{3}m$ -TiN, and $I4/mcm$ -TiN₂.

to the WB₄ ($0.485 e^{-}/\text{\AA}^3$). A minimum of B appears in Ti₃N₂, because this is a vacancy-rich rocksalt-type phase, and due to the large concentration of vacancies it has unexpectedly low C_{12} and C_{22} values as listed in Table 1. Shear modulus measures the resistance to shape change at constant volume and provides a much better correlation with hardness than bulk modulus, and TiN₂ has the largest shear modulus of 215 GPa.

Figure 7 shows the directional dependence of Young's moduli of the considered Ti-N compounds, and one can clearly see anisotropy from the deviations of its shape from sphere. The Young's modulus along the c -axis direction is higher than that along the other directions for Ti₂N, Ti₄N₃, and TiN₂, which agrees well with our above analysis on elastic constants. The Young's modulus is more isotropic in Ti₄N₃, while TiN₂ shows more anisotropy than other Ti-N compounds, because of its high C_{44} .

Poisson's ratio ν and G/B ratio [54] are indicative of the degree of directionality of the covalent bonding. A typical value for ν is ~ 0.2 for strong directional covalent materials and ~ 0.4 for good metals. A low Poisson's ratio results from directional bonds, which increase the shear modulus and limit the motion of dislocations, thereby increasing a material's hardness. From Table 1, we find that ν drops down from 0.276 in Ti₂N to 0.218 in TiN₂ with increasing N content, except Ti₄N₃, which shows a local maximum. For Ti₄N₃, we can find that there are large Ti-Ti metallic bonding in contrast

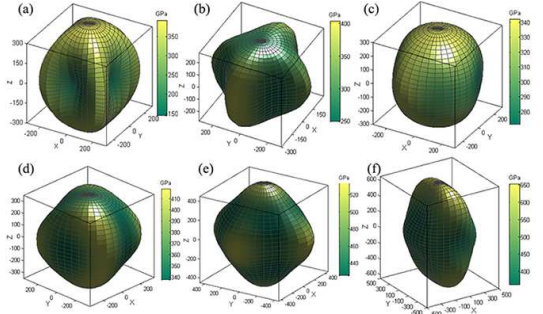


Figure 7: (Color online). Directional dependence of Young's moduli (in GPa) for (a) $P4_2/mmm$ -Ti₂N, (b) $Immm$ -Ti₃N₂, (c) $C2/m$ -Ti₄N₃, (d) $C2/m$ -Ti₆N₅, (e) $Fm\bar{3}m$ -TiN, and (e) $I4/mcm$ -TiN₂.

with other Ti-N compounds (see Figure 3(b)). The large Ti-Ti metallic bonds impair the covalency of this phase, which lead to a local minimum of hardness (see Figure 6f). The Vickers hardness was estimated by Chen's empirical method and listed in Table 1. Among the studied Ti-N compounds, TiN₂ has the largest hardness of 27.2 GPa. Note that this is an orientationally averaged value (anisotropy is not considered in Equation 1). It is no wonder that increasing nitrogen content changes bonding to more directional, the more N is added, the more Ti-N bonds are formed and the less Ti-Ti bonding remains. Together with the analyses on electronic properties and chemical bonding in those stable Ti-N compounds, We can conclude that with increasing N content, the enhancement of directional covalent interactions and decline of metallicity lead to the increase of the hardness.

4. Conclusions

In summary, we have extensively explored the stable structures and possible stoichiometries in the Ti-N system by first-principles evolutionary crystal structure prediction. In addition to the well-known phases Ti₂N and TiN, we have uncovered three new intriguing structures at ambient conditions (Ti₃N₂, Ti₄N₃ and Ti₆N₅). At high pressures, two new phases $Cmcm$ -Ti₂N and $I4/mcm$ -TiN₂ were discovered. All those phases are mechanically and dynamically stable at ambient conditions. The calculated elastic constants C_{ij} of Ti-N compounds are in good agreement with the available reported data. Other mechanical properties including bulk modulus, shear modulus, Young's modulus, and Poisson's ratio have been further computed from C_{ij} . Among the studied Ti-N compounds, TiN₂ exhibits significant elastic anisotropy and possess the highest hard-

ness of 27.2 GPa. We found a strong correlation between the mechanical properties and N content, e.g., the more N content, the more directional covalent Ti-N bonding and the less Ti-Ti metallic bonding, which lead to the enhancement of the hardness. The materials discovered here are attractive for technological applications because of a compromise between hardness and ductility, due to a peculiar interplay between metallicity and covalency.

Acknowledgements

We thank the Natural Science Foundation of China (Grants No. 51372203 and No. 51332004), the Basic Research Foundation of NWPU (Grant No. JCY20130114), the Foreign Talents Introduction and Academic Exchange Program (Grant No. B08040), the National Science Foundation (Grants No. EAR-1114313 and No. DMR-1231586), DARPA (Grants No. W31P4Q1310005 and No. W31P4Q1210008), NSW (grant DMR-1231586) and the Government of the Russian Federation (Grant No. 14.A12.31.0003) for financial support. The authors also acknowledge the High Performance Computing Center of NWPU for the allocation of computing time on their machines.

References

- [1] F. Ocelli, P. Loubeyre, R. LeToullec, Properties of diamond under hydrostatic pressures up to 140 GPa, *Nature Materials* 2 (3) (2003) 151–154.
- [2] A. Oganov, V. Solozhenko, Boron: a hunt for superhard polymorphs, *Journal of Superhard Materials* 31 (5) (2009) 285–291.
- [3] J. Zheng, Superhard hexagonal transition metal and its carbide and nitride: Os, OsC, and OsN, *Physical Review B* 72 (5) (2005) 052105.
- [4] D. He, Y. Zhao, L. Daemen, et al., Boron suboxide: As hard as cubic boron nitride, *Applied Physics Letters* 81 (4) (2002) 643–645.
- [5] V. L. Solozhenko, O. O. Kurakevych, D. Andrault, et al., Ultimate metastable solubility of boron in diamond: synthesis of superhard diamondlike BC₅, *Physical Review Letters* 102 (1) (2009) 015506.
- [6] H. Holleck, Material selection for hard coatings, *Journal of Vacuum Science & Technology A* 4 (6) (1986) 2661–2669.
- [7] R. B. Kaner, J. J. Gilman, S. H. Tolbert, Designing superhard materials, *Science* 308 (5726) (2005) 1268–1269.
- [8] R. W. Cumberland, M. B. Weinberger, J. J. Gilman, et al., Osmium diboride, an ultra-incompressible, hard material, *Journal of the American Chemical Society* 127 (20) (2005) 7264–7265.
- [9] H. Chung, M. B. Weinberger, J. B. Levine, et al., Synthesis of ultra-incompressible superhard rhenium diboride at ambient pressure, *Science* 316 (5823) (2007) 436–439.
- [10] A. F. Young, C. Sanloup, E. Gregoryanz, et al., Synthesis of novel transition metal nitrides IrN₂ and OsN₂, *Physical Review Letters* 96 (15) (2006) 155501.
- [11] F. Bannister, Osbornite, meteoritic titanium nitride, *Mineralogical Magazine* 26 (1941) 36–44.
- [12] L. H. Dubois, Model studies of low temperature titanium nitride thin film growth, *Polyhedron* 13 (8) (1994) 1329–1336.
- [13] L. H. Dubois, B. R. Zegarski, G. S. Girolami, Infrared studies of the surface and gas phase reactions leading to the growth of titanium nitride thin films from tetrakis (dimethylamido) titanium and ammonia, *Journal of the Electrochemical Society* 139 (12) (1992) 3603–3609.
- [14] A. Sherman, Growth and properties of LPCVD titanium nitride as a diffusion barrier for silicon device technology, *Journal of the Electrochemical Society* 137 (6) (1990) 1892–1897.
- [15] K. Liu, X. Zhou, H. Chen, L. Lu, Structural and elastic properties of TiN under high pressure, *Physica B: Condensed Matter* 407 (17) (2012) 3617–3621.
- [16] M. Brik, C. Ma, First-principles studies of the electronic and elastic properties of metal nitrides XN (X= Sc, Ti, V, Cr, Zr, Nb), *Computational Materials Science* 51 (1) (2012) 380–388.
- [17] Y. Yang, H. Lu, C. Yu, J. Chen, First-principles calculations of mechanical properties of TiC and TiN, *Journal of Alloys and Compounds* 485 (1) (2009) 542–547.
- [18] J. Zhao, L. Yang, Y. Yu, et al., Isostructural phase transition of TiN under high pressure, *Chinese Physics Letters* 22 (5) (2005) 1199.
- [19] P. Ojha, M. Aynyas, S. P. Sanyal, Pressure-induced structural phase transformation and elastic properties of transition metal mononitrides, *Journal of Physics and Chemistry of Solids* 68 (2) (2007) 148–152.
- [20] R. Chauhan, S. Singh, R. K. Singh, Structural stability of TiO and TiN under high pressure, *Central European Journal of Physics* 6 (2) (2008) 277–282.
- [21] B. Holmberg, Structural studies on the titanium-nitrogen system, *Acta Chemica Scandinavica* 16 (5) (1962) 13.
- [22] C. De Novion, J. Landesman, et al., Order and disorder in transition metal carbides and nitrides: experimental and theoretical aspects, *Pure and Applied Chemistry* 57 (10) (1985) 1391–402.
- [23] V. Ivashchenko, P. Turchi, V. Shevchenko, E. Olifan, First-principles study of phase stability of Ti₂N under pressure, *Physical Review B* 86 (6) (2012) 064109.
- [24] P. Kroll, Assessment of the Hf-N, Zr-N and Ti-N phase diagrams at high pressures and temperatures: balancing between MN and M₃N₄ (M= Hf, Zr, Ti), *Journal of Physics: Condensed Matter* 16 (14) (2004) S1235.
- [25] A. R. Oganov, C. W. Glass, Crystal structure prediction using ab initio evolutionary techniques: Principles and applications, *The Journal of Chemical Physics* 124 (24) (2006) 244704.
- [26] A. R. Oganov, A. O. Lyakhov, M. Valle, How evolutionary crystal structure prediction works and why, *Accounts of Chemical Research* 44 (3) (2011) 227–237.
- [27] A. R. Oganov, Y. Ma, A. O. Lyakhov, M. Valle, C. Gatti, Evolutionary crystal structure prediction as a method for the discovery of minerals and materials, *Reviews in Mineralogy & Geochemistry* 71 (2010) 271–298.
- [28] G. Kresse, J. Furthmüller, Efficient iterative schemes for ab initio total-energy calculations using a plane-wave basis set, *Physical Review B* 54 (16) (1996) 11169.
- [29] J. P. Perdew, K. Burke, M. Ernzerhof, Generalized gradient approximation made simple, *Physical Review Letters* 77 (18) (1996) 3865.
- [30] P. E. Blöchl, Projector augmented-wave method, *Physical Review B* 50 (24) (1994) 17953.
- [31] H. J. Monkhorst, J. D. Pack, Special points for Brillouin-zone integrations, *Physical Review B* 13 (12) (1976) 5188–5192.
- [32] A. Togo, F. Oba, I. Tanaka, First-principles calculations of the ferroelastic transition between rutile-type and CaCl₂-type SiO₂ at high pressures, *Physical Review B* 78 (13) (2008) 134106.
- [33] R. Hill, The elastic behaviour of a crystalline aggregate, *Pro-*

- ceedings of the Physical Society. Section A 65 (5) (1952) 349.
- [34] W. Voigt, Lehrbuch der Kristallphysik, Teubner, Leipzig.
- [35] A. Reuss, Z. Angew. A calculation of the bulk modulus of polycrystalline materials, Math Meth 9 (1929) 55.
- [36] X. Chen, H. Niu, D. Li, Y. Li, Modeling hardness of polycrystalline materials and bulk metallic glasses, Intermetallics 19 (9) (2011) 1275–1281.
- [37] G. Ghosh, A. van de Walle, M. Asta, First-principles calculations of the structural and thermodynamic properties of bcc, fcc and hcp solid solutions in the Al-TM (TM=Ti, Zr and Hf) systems: A comparison of cluster expansion and supercell methods, Acta Materialia 56 (13) (2008) 3202–3221.
- [38] Y. K. Vohra, P. T. Spencer, Novel γ -phase of titanium metal at megabar pressures, Physical Review Letters 86 (14) (2001) 3068.
- [39] R. Bini, L. Ulivi, J. Kreutz, H. J. Jodl, High-pressure phases of solid nitrogen by Raman and infrared spectroscopy, The Journal of Chemical Physics 112 (19) (2000) 8522–8529.
- [40] Q. Zeng, J. Peng, A. R. Oganov, Q. Zhu, et al., Prediction of stable hafnium carbides: Stoichiometries, mechanical properties, and electronic structure, Physical Review B 88 (2013) 214107.
- [41] C. Jiang, W. Jiang, Pressure-composition phase diagram of Ti-C from first principles, Physica Status Solidi (B) 251 (3) (2014) 533–536.
- [42] R. Dronskowski, P. E. Bloechl, Crystal orbital hamilton populations (COHP): energy-resolved visualization of chemical bonding in solids based on density-functional calculations, The Journal of Physical Chemistry 97 (33) (1993) 8617–8624.
- [43] A. D. Becke, K. E. Edgecombe, A simple measure of electron localization in atomic and molecular systems, The Journal of Chemical Physics 92 (9) (1990) 5397–5403.
- [44] A. Kulkarni, J. Schön, K. Doll, M. Jansen, Structure prediction of binary pernitride MN_2 compounds (M= Ca, Sr, Ba, La, and Ti), Chemistry, an Asian journal 8 (4) (2013) 743–754.
- [45] Z. Jiao, S. Ma, X. Zhang, X. Huang, Pressure-induced effects on elastic and mechanical properties of TiC and TiN: A DFT study, Europhysics Letters 101 (4) (2013) 46002.
- [46] R. Ahuja, O. Eriksson, J. M. Wills, B. Johansson, Structural, elastic, and high-pressure properties of cubic TiC, TiN, and TiO, Physical Review B 53 (1996) 3072–3079.
- [47] A. Szymanski, J. M. Szymanski, Hardness estimation of minerals, rocks and ceramic materials, Elsevier Press, Amsterdam.
- [48] J. K. Burdett, R. Hoffmann, R. C. Fay, Eight-coordination, Inorganic Chemistry 17 (9) (1978) 2553–2568.
- [49] Z. Wu, E. Zhao, H. Xiang, et al., Crystal structures and elastic properties of superhard IrN_2 and IrN_3 from first principles, Physical Review B 76 (5) (2007) 054115.
- [50] J. Kim, J. Achenbach, P. Mirkarimi, et al., Elastic constants of single-crystal transition-metal nitride films measured by line-focus acoustic microscopy, Journal of Applied Physics 72 (5) (1992) 1805–1811.
- [51] A. Wang, S. Shang, Y. Du, et al., Structural and elastic properties of cubic and hexagonal TiN and AlN from first-principles calculations, Computational Materials Science 48 (3) (2010) 705–709.
- [52] M. Wang, Y. Li, T. Cui, et al., Origin of hardness in wb_4 and its implications for ReB_4 , TaB_4 , MoB_4 , TcB_4 , and OsB_4 , Applied Physics Letters 93 (10) (2008) 101905–101905–3.
- [53] J. Gilman, R. Cumberland, R. Kaner, Design of hard crystals, International Journal of Refractory Metals and Hard Materials 24 (1?) (2006) 1–5.
- [54] S. Pugh, XCII. Relations between the elastic moduli and the plastic properties of polycrystalline pure metals, Philosophical Magazine 45 (367) (1954) 823–843.