



HAL
open science

Hyperbolic waveguide for long-distance transport of near-field heat flux

Riccardo Messina, Philippe Ben-Abdallah, Brahim Guizal, Mauro Antezza,
Svend-Age Biehs

► **To cite this version:**

Riccardo Messina, Philippe Ben-Abdallah, Brahim Guizal, Mauro Antezza, Svend-Age Biehs. Hyperbolic waveguide for long-distance transport of near-field heat flux. *Physical Review B*, 2016, 94, pp.104301. 10.1103/PhysRevB.94.104301 . hal-01359633

HAL Id: hal-01359633

<https://hal.science/hal-01359633>

Submitted on 13 Oct 2020

HAL is a multi-disciplinary open access archive for the deposit and dissemination of scientific research documents, whether they are published or not. The documents may come from teaching and research institutions in France or abroad, or from public or private research centers.

L'archive ouverte pluridisciplinaire **HAL**, est destinée au dépôt et à la diffusion de documents scientifiques de niveau recherche, publiés ou non, émanant des établissements d'enseignement et de recherche français ou étrangers, des laboratoires publics ou privés.

Hyperbolic waveguide for long-distance transport of near-field heat flux

Riccardo Messina,¹ Philippe Ben-Abdallah,^{2,3} Brahim Guizal,¹ Mauro Antezza,^{1,4} and Svend-Age Biehs⁵

¹Laboratoire Charles Coulomb (L2C), UMR 5221 CNRS-Université de Montpellier, F-34095 Montpellier, France

²Laboratoire Charles Fabry, UMR 8501, Institut d'Optique, CNRS, Université Paris-Sud 11, 2, Avenue Augustin Fresnel, 91127 Palaiseau Cedex, France

³Université de Sherbrooke, Department of Mechanical Engineering, Sherbrooke, PQ J1K 2R1, Canada

⁴Institut Universitaire de France, 1 rue Descartes, F-75231 Paris Cedex 05, France

⁵Institut für Physik, Carl von Ossietzky Universität, D-26111 Oldenburg, Germany

(Received 16 June 2016; revised manuscript received 19 August 2016; published 2 September 2016)

Heat flux exchanged between two hot bodies at subwavelength separation distances can exceed the limit predicted by the blackbody theory. However, this super-Planckian transfer is restricted to these separation distances. Here we demonstrate the possible existence of a super-Planckian transfer at arbitrary large separation distances if the interacting bodies are connected in the near field with weakly dissipating hyperbolic waveguides. This result opens the way to long-distance transport of near-field thermal energy.

DOI: [10.1103/PhysRevB.94.104301](https://doi.org/10.1103/PhysRevB.94.104301)

I. INTRODUCTION

Since the pioneering work of Polder and van Hove [1] it is well known that the radiative flux exchanged between two hot bodies at subwavelength separation distances can exceed the limit predicted by the blackbody theory [2], thanks to the extra contribution of evanescent waves. In the presence of resonant surface modes such as surface plasmons or surface polaritons, collective electron or partial charge oscillations coupled to light waves at the surface, the radiative-heat exchange can even drastically surpass this limit [1,3–6] by several orders of magnitude. In the last decade several limits for this enhancement effect were derived [7–12]. These discoveries have opened the way to promising technologies for near-field energy conversion [13,14] and data storage [15] as well as active thermal management [16] at nanoscale with thermal rectifiers [17–23], transistors [24,25], memories [26,27], and heat flux splitters [28] based on exchanges of evanescent thermal photons.

On the contrary, at long separation distances (i.e., in the far-field regime) the transfer of energy between two bodies out of thermal equilibrium results exclusively from propagating waves. If it is possible to extract the nonradiative waves, which are naturally confined on the surface of materials, using various diffraction mechanisms, the flux exchanged between two media cannot go beyond the Planck limit when the gap is filled by vacuum as it can be shown in the framework of the Landauer formalism [10,11,28], for instance.

The situation dramatically changes if a third body is introduced between the two reservoirs. The reason for this modification is twofold. First, the presence of a body modifies the optical properties of the medium between the two external bodies; thus, the evanescent waves existing at the interface between each reservoir and vacuum can be coupled to the third body and become propagating inside it. Second, the presence of a third body modifies in a more fundamental fashion the heat exchange, since the nonadditivity of radiative heat transfer results in purely three-body effects that can hopefully be exploited to amplify the energy flux. This idea has been recently discussed in [29], where the near-field radiative heat

transfer between two bodies has been amplified thanks to the coupling of the reservoirs to a third thin slab placed between them.

Differently from this last work, our attention is focused on the far field. We want to understand whether a third intervening body can be exploited to obtain a far-field heat transfer between two external planar slabs going beyond the blackbody limit. In particular, by choosing a dielectric source and sink, we exploit the properties and the anisotropy of hyperbolic materials to produce a heat sink, transporting the near-field energy over distances larger than the thermal wavelength and going therefore beyond Planck's blackbody limit.

II. PHYSICAL SYSTEM

Let us start our discussion with a review of the basics of the radiative heat flux between two semi-infinite reservoirs held at fixed temperatures T_1 and T_3 , which are connected by a thin slab of thickness δ and temperature T_2 as depicted in Fig. 1. Between both reservoirs and the intermediate slab is a vacuum gap of thickness d . According to the three-body theory of radiative heat transfer [29,30], which is based on Rytov's fluctuational electrodynamics [3], the heat flux Φ_3 received in steady-state regime by the reservoir on the right side reads

$$\Phi_3 = \int_0^\infty \frac{d\omega}{2\pi} \hbar\omega \sum_{j=s,p} \int \frac{d^2\kappa}{(2\pi)^2} [n_{12} \mathcal{T}_j^{12} + n_{23} \mathcal{T}_j^{23}], \quad (1)$$

where $n_{\alpha\beta}(\omega) = n_\alpha(\omega) - n_\beta(\omega)$ and $n_\alpha(\omega) = (e^{\hbar\omega/k_B T_\alpha} - 1)^{-1}$ are the mean photon occupation numbers at equilibrium temperature T_α with $\alpha = 1, 2, 3$. $\mathcal{T}_j^{\alpha\beta}(\omega, \kappa)$ are the energy transmission coefficients for both polarizations $j = s, p$ which take into account the contributions of propagating ($\kappa < \omega/c$, κ being the component of the wave vector parallel to the slabs) and evanescent waves in vacuum ($\kappa > \omega/c$). They are defined in terms of (optical) reflection and transmission coefficients of

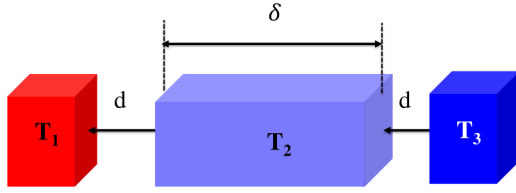


FIG. 1. Sketch of near-field heat pipe of length δ connecting a hot reservoir at temperature T_1 to a cold reservoir at temperature T_3 . The separation distances between the pipe and the left and right reservoirs are equal to d .

different media as

$$\mathcal{T}_j^{12} = \begin{cases} \frac{|\tau_{b,j}|^2(1-|\rho_{1,j}|^2)(1-|\rho_{3,j}|^2)}{|D_j^{123}D_j^{12}|^2}, & \kappa < \frac{\omega}{c}, \\ \frac{4|\tau_{b,j}|^2\text{Im}(\rho_{1,j})\text{Im}(\rho_{3,j})e^{-4\text{Im}(k_z)d}}{|D_j^{123}D_j^{12}|^2}, & \kappa > \frac{\omega}{c}, \end{cases} \quad (2)$$

$$\mathcal{T}_j^{23} = \begin{cases} \frac{(1-|\rho_{12,j}|^2)(1-|\rho_{3,j}|^2)}{|D_j^{123}|^2}, & \kappa < \frac{\omega}{c}, \\ \frac{4\text{Im}(\rho_{12,j})\text{Im}(\rho_{3,j})e^{-2\text{Im}(k_z)d}}{|D_j^{123}|^2}, & \kappa > \frac{\omega}{c}, \end{cases}$$

where $k_z = \sqrt{\omega^2/c^2 - \kappa^2}$ is the normal component of the wave vector, while

$$D_j^{12} = 1 - \rho_{1,j}\rho_{b,j}e^{2ik_zd}, \quad (3)$$

$$D_j^{123} = 1 - \rho_{12,j}\rho_{3,j}e^{2ik_zd} \quad (4)$$

are the Fabry-Pérot-like denominators. Here $\rho_{1,j}$ and $\rho_{3,j}$ are the Fresnel reflection coefficients of the two reservoirs, while

$$\tau_{b,j} = \frac{(1 - \rho_{2,j}^2)e^{ik_z\delta}}{1 - \rho_{2,j}^2e^{2ik_z\delta}}, \quad (5)$$

$$\rho_{b,j} = \rho_{2,j} \frac{1 - e^{i2k_z\delta}}{1 - \rho_{2,j}^2e^{2ik_z\delta}} \quad (6)$$

are the transmission and reflection coefficient of the intermediate body ($\rho_{2,j}$ being the corresponding Fresnel coefficient corresponding to a semi-infinite medium) and

$$\rho_{12,j} = \rho_{b,j} + (\tau_{b,j})^2 \frac{\rho_{1,j}e^{2ik_zd}}{D_j^{12}} \quad (7)$$

gives the reflection coefficients of the left and intermediate bodies considered as a single entity. Here $k_{z2} = \sqrt{\omega^2/c^2\epsilon_2 - \kappa^2}$ is the normal component of the wave vector inside the intermediate body.

It can be easily checked that if $\delta = 0$ then $\tau_{b,j} = 1$ and $\rho_{b,j} = 0$ so that $\rho_{12,j} = \rho_{1,j}e^{2ik_zd}$. When inserting these expressions the energy transmission coefficients reduce to the well-known expressions of Polder and van Hove [1] for the radiative heat flux between two semi-infinite planar reservoirs separated by a vacuum gap of distance $2d$. In this case (without an intermediate slab), it is well known that the radiative heat flux can be larger than that predicted by the Stefan-Boltzmann law when the distance $2d$ becomes smaller than the thermal wavelength λ_{th} due to the extra contribution of evanescent waves [1,5,6]. In many different experimental setups this super-Planckian radiation has been verified in the

last ten years [31–38]. The near-field enhanced heat flux or super-Planckian radiation is particularly large if both reservoirs have surface phonon polariton resonances in the infrared [4]. This is the case, for instance, for SiC and GaN, that we will use throughout the paper as examples of sources and sinks. As anticipated, our aim here is to study how the introduction of a hyperbolic intermediate slab can channel a super-Planckian radiative heat flux from reservoir 1 to reservoir 2 over distances which are larger than the thermal wavelength, of the order of $10 \mu\text{m}$ for $T = 300 \text{ K}$.

To this end, we simplify the discussion by assuming that $T_1 = T + \Delta T$ and $T_2 = T_3 = T$. This corresponds to a situation where we start with the whole structure at equilibrium at temperature T and then we heat up body 1 from temperature T_1 to $T_1 + \Delta T$. This results in a heat flux which is channeled toward reservoir 2. If the losses in the intermediate slab are small enough, then the temperature of the intermediate medium 2 will not change, which justifies the assumption that $T_2 = T_3 = T$. Moreover, we remark here that having $T_2 > T_3$ would result in a contribution of thermal radiation coming from body 2, producing an increased flux toward reservoir 3.

Under this assumption, the contribution proportional to \mathcal{T}_j^{23} in Eq. (1) does not play any role, and we are led to define a heat-transfer coefficient as

$$H := \lim_{\Delta T \rightarrow 0} \frac{\Phi_3}{\Delta T}$$

$$:= \int_0^\infty \frac{d\omega}{2\pi} \frac{d\hbar\omega n(\omega)}{dT} \sum_{j=s,p} \int \frac{d^2\kappa}{(2\pi)^2} \mathcal{T}_j^{12}. \quad (8)$$

Here $n(\omega) = [\exp(\hbar\omega/k_B T) - 1]^{-1}$ is the mean occupation number of the thermal photons at temperature T . This expression, which is only valid for $\Delta T \ll T$, is much more compact than Eq. (1) and it depends only on one temperature T . From this expression it becomes obvious that the heat-transfer coefficient is quite sensitive with respect to the transmission coefficient $\tau_{b,j}$ of the intermediate slab. This is so because $\tau_{b,j}$ determines the properties of the intermediate slab and in particular the eigenmodes inside the slab which can be used to guide or channel the radiative heat flux between both reservoirs. Since

$$\tau_{b,j} \propto e^{ik_z\delta} \quad (9)$$

with $k_{z2} = \sqrt{\epsilon_2\omega^2/c^2 - \kappa^2}$ it is clear that waves with $\kappa > \sqrt{\epsilon_2}\omega/c$ are exponentially damped along the slab. For large δ such waves can therefore not be guided between both reservoirs. Therefore a material with a large permittivity ϵ_2 would be ideal for the purpose of heat flux channeling, offering us a wide region of modes of the (κ, ω) plane being evanescent in vacuum, while propagating inside our waveguide.

III. ISOTROPIC WAVEGUIDE

To gain some insight into the mechanism we want to address, we start with the simple case of an isotropic waveguide. For this purpose we choose germanium, an excellent candidate for two reasons: in the infrared region it has a high dielectric permittivity ($\epsilon_{\text{Ge}} = 16 \equiv \epsilon_2$) and negligible losses. It thus allows propagating modes with lateral wave vectors up to $\kappa^{\text{max}} = \sqrt{\epsilon_{\text{Ge}}}\omega/c = 4\omega/c$ which means that waves with

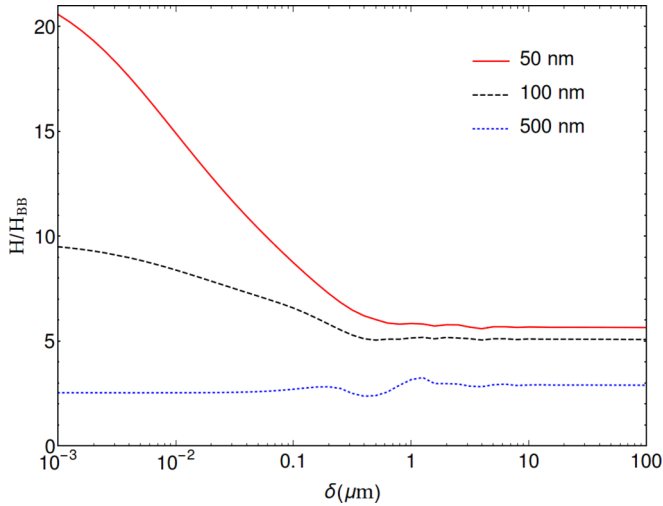


FIG. 2. Heat-transfer coefficient H for SiC-Ge-SiC as a function of the thickness of the intermediate germanium slab δ for a fixed gap distance d of 50, 100, and 500 nm. The heat-transfer coefficient is normalized to the blackbody value $H_{\text{BB}} = 6.12 \text{ Wm}^{-2} \text{ K}^{-1}$ for $T = 300 \text{ K}$.

$\omega/c < \kappa < 4\omega/c$ which are thermally excited in reservoir 1 can tunnel into the intermediate Ge slab (if d is smaller than the thermal wavelength). Inside the Ge slab these waves are converted to propagating waves which can travel through the Ge slab until they reach the second vacuum gap where they can tunnel to the second reservoir.

We show in Fig. 2 the heat-transfer coefficient calculated for two SiC reservoirs, for three different distances d , and as a

function of the thickness δ of the intermediate slab. We describe the dielectric properties of SiC by means of a Drude-Lorentz model [39]

$$\epsilon(\omega) = \epsilon_{\text{inf}} \frac{\omega^2 - \omega_{\text{L}}^2 + i\gamma\omega}{\omega^2 - \omega_{\text{R}}^2 + i\gamma\omega}, \quad (10)$$

with $\epsilon_{\infty} = 6.7$, $\omega_{\text{L}} = 1.827 \times 10^{14} \text{ rad/s}$, $\omega_{\text{T}} = 1.495 \times 10^{14} \text{ rad/s}$, and $\gamma = 0.9 \times 10^{12} \text{ rad/s}$. We have considered the range of thicknesses $\delta \in [10^{-9} \text{ m}, 10^{-4} \text{ m}]$. We have plotted unphysical small values of $\delta = 10^{-9} \text{ m}$ just to illustrate the convergence. At such small δ the heat-transfer coefficient H converges to the value for two SiC reservoirs which are separated by a vacuum gap of thickness $2d$. In all the cases considered here ($d = 50, 100, 500 \text{ nm}$) this value is of course larger than the blackbody value $H_{\text{BB}} = 6.12 \text{ Wm}^{-2} \text{ K}^{-1}$, showing the super-Planckian effect. While this is not surprising for δ going to zero, since we fully are in a near-field regime, we have to focus on large values of δ , and remark that for very large $\delta = 100 \mu\text{m}$ (i.e., $\delta \gg \lambda_{\text{th}}$) the heat-transfer coefficient is still larger than the blackbody value although the overall distance is much larger than the thermal wavelength. This is exactly the waveguide effect we are looking for.

The coupling of the surface polaritons inside the SiC reservoirs and the waveguide modes inside the Ge slab is shown in Fig. 3. In the left column we have plotted the transmission coefficient of the intermediate slab $|\tau_{b,p}|$ for the p polarization and in the right column the corresponding energy transmission of the radiative heat flux \mathcal{T}_p^{12} , choosing $d = 500 \text{ nm}$. For a very thin Ge slab with $\delta = 10 \text{ nm}$ the transmission coefficient $|\tau_{b,p}|^2$ is very close to 1 for all plotted ω and κ . Therefore all the waves in this (κ, ω) region are

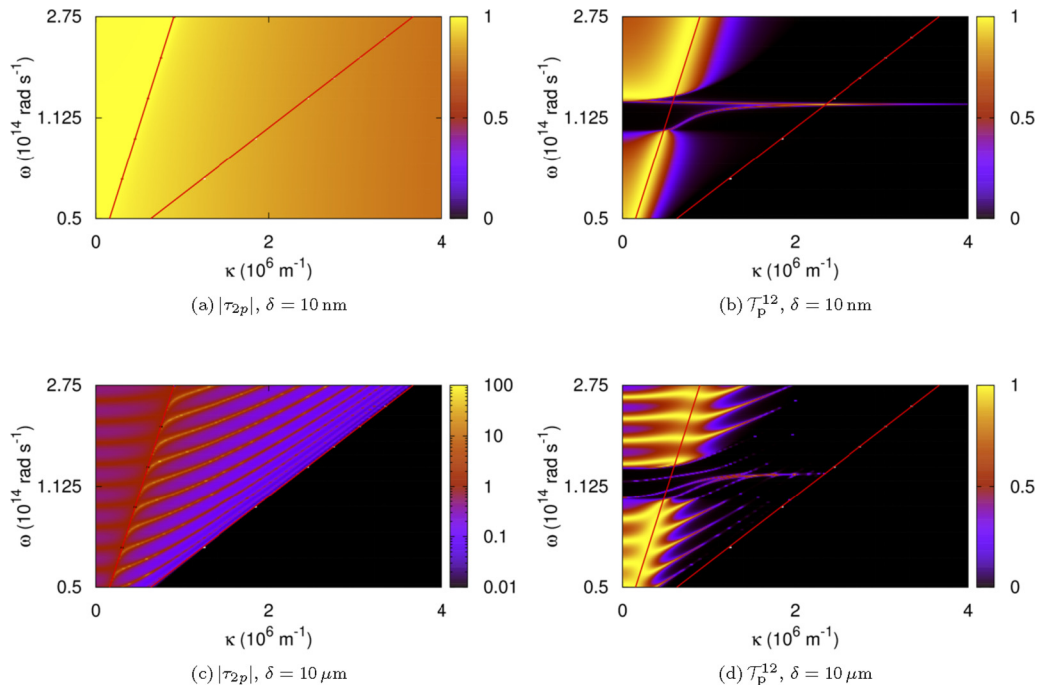


FIG. 3. Transmission coefficients of the intermediate slab $|\tau_{2p}|$ and energy transmission \mathcal{T}_p^{12} for p-polarized light for $d = 500 \text{ nm}$ and different thicknesses δ of the intermediate slab in (κ, ω) space. The red lines are the light line in vacuum ($\omega = c\kappa$) and the light line in germanium ($\omega = c\kappa/\sqrt{\epsilon_{\text{Ge}}}$). As the reservoir we used SiC. Note that in (a) we have suppressed the values of $|\tau_{2p}|$ close to the light line that are larger than unity in order to make it obvious that in a large ω - κ region, $|\tau_{2p}|$ is close to unity.

nearly perfectly transmitted. As a consequence, the energy transmission \mathcal{T}_p^{12} plotted in Fig. 3(b) is only slightly different from the energy transmission without the intermediate slab as it could be expected. In this plot the coupled surface phonon polaritons of both reservoirs can be very nicely seen. Now, when $\delta = 10 \mu\text{m}$ is very large, we find in Fig. 3(c) that $|\tau_{b,p}|$ is very large between the light line in vacuum ($\omega = c\kappa$) and the light line in Ge ($\omega = c\kappa/4$). It should be noted that $|\tau_{b,p}|$ is much larger than 1 as a result of the poles (or better resonances) in $\tau_{b,p}$ which are determined by the condition

$$1 = \rho_{2,j}^2 e^{i2k_{z,2}\delta}. \quad (11)$$

These are the Fabry-Pérot modes inside the slab. The surface phonon polaritons as well as the total internal reflection modes of the reservoirs which are between the light lines in vacuum and in Ge can couple to these Fabry-Pérot modes, leading to a large transmission for these coupled modes as can be seen in Fig. 3(d).

IV. IDEAL ANISOTROPIC WAVEGUIDE

In the previous section we have seen that the super-Planckian heat radiation can be efficiently channeled or guided through an intermediate slab if this slab supports propagating waves with $\kappa > \omega/c$ in a broad frequency and wave-vector range. As an alternative to the Ge slab we want to study now uniaxial slabs and in particular hyperbolic or indefinite materials [40]. These materials have already been considered for thermal radiation, because they allow broad-band radiative heat fluxes [12,41–46], with a large penetration depth [47,48] in contrast to phonon polaritonic materials [49]. The advantage of hyperbolic materials is that in such materials propagating waves with large wave vectors can exist, a property that can be exploited for hyperbolic lensing [50–52], for instance. Our goal is now to discuss this hyperbolic lensing for thermal radiation. Since we are looking for an ideal waveguide we will neglect losses (we actually introduce a very small imaginary part for each component of ϵ , equal to 10^{-5} , to ensure convergence of the numerical calculations) and dispersion during the discussion. For a real material one has to include losses as well as dispersion. Nonetheless such an idealization helps us find optimal parameters for the heat flux tunneling, which can serve as a basis for the search of a real hyperbolic waveguide structure.

Assuming that the optical axis of the uniaxial intermediate slab is along the z direction, we can use the same heat flux expression as before since in this case there is no depolarization [53–57]. We just need to replace the reflection coefficients $\rho_{b,j}$ by the corresponding uniaxial expressions [57]

$$\rho_{b,s} = \frac{k_z - k_{z,o}}{k_z + k_{z,o}}, \quad \rho_{b,p} = \frac{k_z \epsilon_{\perp} - k_{z,e}}{k_z \epsilon_{\perp} + k_{z,e}}, \quad (12)$$

with the wave numbers $k_{z,o}$ of the ordinary and $k_{z,e}$ of the extra-ordinary waves fulfilling the dispersion relations [57]

$$\frac{k_{z,o}^2}{\epsilon_{\perp}} + \frac{\kappa^2}{\epsilon_{\perp}} = \frac{\omega^2}{c^2} \quad \text{and} \quad \frac{k_{z,e}^2}{\epsilon_{\perp}} + \frac{\kappa^2}{\epsilon_{\parallel}} = \frac{\omega^2}{c^2}, \quad (13)$$

where ϵ_{\parallel} (ϵ_{\perp}) is the permittivity parallel (perpendicular) to the optical axis.

Furthermore, it is necessary to replace $k_{z,2}$ in the expressions for s polarization by $k_{z,o}$ and by $k_{z,e}$ for p polarization. Therefore, the transmission coefficient for p polarization of the intermediate slab satisfies

$$\tau_{b,j} \propto e^{ik_{z,e}\delta}. \quad (14)$$

This implies that only modes for which

$$k_{z,e} = \sqrt{\epsilon_{\perp} \frac{\omega^2}{c^2} - \kappa^2 \frac{\epsilon_{\perp}}{\epsilon_{\parallel}}} \quad (15)$$

is a real number can efficiently guide the heat flux through the intermediate slab with large δ . In order to get some more insight we have to study the behavior of $k_{z,e}$ in different regions of the plane ($\epsilon_{\perp}, \epsilon_{\parallel}$):

(i) $\epsilon_{\perp} > 0$ and $\epsilon_{\parallel} > 0$: In this case we have a dielectric uniaxial material. For such materials we have propagating waves in the slab for $\kappa < \sqrt{\epsilon_{\parallel}}\omega/c$. As a result, materials with large ϵ_{\parallel} are very useful for our purpose.

(ii) $\epsilon_{\perp} > 0$ and $\epsilon_{\parallel} < 0$: This is a so-called type-I hyperbolic material. In this material we can write the wave number of extra-ordinary waves as

$$k_{z,e} = \sqrt{\epsilon_{\perp} \frac{\omega^2}{c^2} + \kappa^2 \frac{\epsilon_{\perp}}{|\epsilon_{\parallel}|}}, \quad (16)$$

showing that for such materials $k_{z,e}$ is real for all κ , meaning that such materials support propagating waves with arbitrarily large wave vectors. Of course in a real material there will be a cutoff at a given κ which is determined by the microscopic properties of the structure. The type-I hyperbolic material is clearly an ideal candidate for our purpose.

(iii) $\epsilon_{\perp} < 0$ and $\epsilon_{\parallel} > 0$: This is a so-called type-II hyperbolic material. In this case we can write the wave vector of extra-ordinary waves as

$$k_{z,e} = \sqrt{-|\epsilon_{\perp}| \frac{\omega^2}{c^2} + \kappa^2 \frac{|\epsilon_{\perp}|}{\epsilon_{\parallel}}}. \quad (17)$$

Therefore $k_{z,e}$ is real if $\kappa > \sqrt{|\epsilon_{\perp}|}\omega/c$. Again we can have propagating waves inside the slab for arbitrary large κ , at least in principle. In contrast to the case of a dielectric uniaxial material, it is advantageous to have small ϵ_{\parallel} in this case.

(iv) $\epsilon_{\perp} < 0$ and $\epsilon_{\parallel} < 0$: This anisotropic metallic case has to be treated separately. Actually in this case $k_{z,e}$ is always

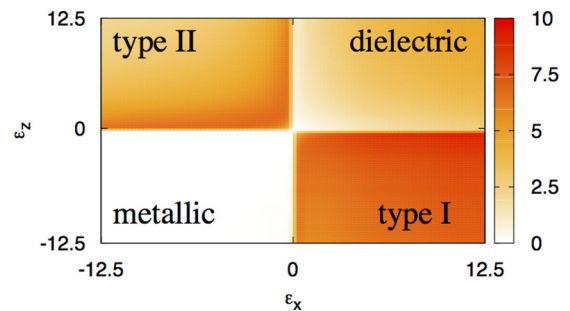


FIG. 4. Heat-transfer coefficient H for SiC-HM-SiC for different values of $\epsilon_x = \epsilon_{\perp}$ and $\epsilon_z = \epsilon_{\parallel}$, for $\delta = 10 \mu\text{m}$ and $d = 100 \text{ nm}$. The HTC is normalized to the blackbody value $H_{\text{BB}} = 6.12 \text{ Wm}^{-2} \text{ K}^{-1}$ for $T = 300 \text{ K}$.

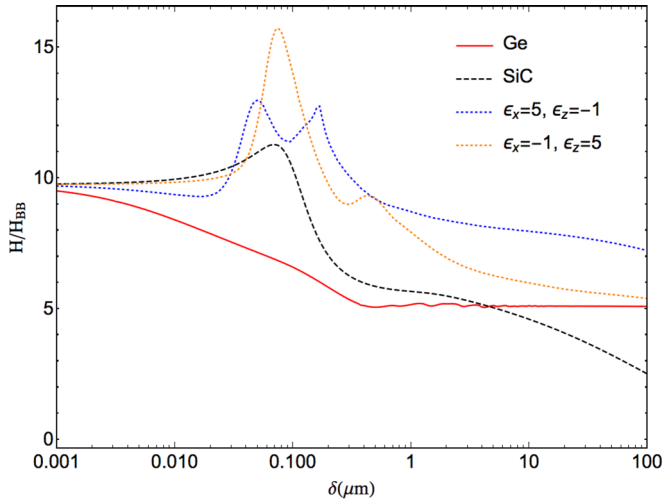


FIG. 5. Heat-transfer-coefficient ratio H/H_{BB} for SiC-HM-SiC as a function of the thickness δ of the intermediate slab for a fixed gap distance of $d = 100$ nm and three different choices of $\epsilon_x = \epsilon_{\perp}$ and $\epsilon_z = \epsilon_{\parallel}$. The case of a SiC slab is also shown.

imaginary. Therefore all the waves are damped inside the slab. But this is not the whole story. Actually it can be shown that for the special case where $\epsilon_{\parallel}\epsilon_{\perp} = 1$ the transmission coefficient of the intermediate slab is [58]

$$\tau_{b,j} \propto e^{\kappa\delta} \quad (18)$$

in the quasistatic limit. This means that for $\epsilon_{\parallel}\epsilon_{\perp} = 1$ the evanescent waves are amplified. This is nothing else than the perfect lens effect found by Pendry [59] for an isotropic

metallic slab with $\epsilon_{\parallel} = \epsilon_{\perp} = -1$. The condition $\epsilon_{\parallel}\epsilon_{\perp} = 1$ is a generalization to the uniaxial case. For the radiative heat flux this effect has been demonstrated in [29], thus we will not follow this route further. Another reason is that this effect is quite sensitive to losses, and metals are typically very lossy so we cannot use that amplification effect for guiding heat radiation.

In Fig. 4(a) we show H/H_{BB} for different combinations of ϵ_{\parallel} and ϵ_{\perp} . First, we observe the existence of several regions where the ratio is larger than 1, i.e., where super-Planckian heat transfer can be indeed guided to far-field distances. It seems, in particular, that the type-I hyperbolic materials are quite advantageous for heat channeling because one can have large values of H/H_{BB} in a large parameter range of ϵ_{\parallel} and ϵ_{\perp} .

The values of H/H_{BB} for three combinations of ϵ_{\perp} and ϵ_{\parallel} as a function of the slab thickness δ setting $d = 100$ nm are shown in Fig. 5. In particular, we consider the cases $(\epsilon_{\perp}, \epsilon_{\parallel}) = (-1, 5)$ and $(\epsilon_{\perp}, \epsilon_{\parallel}) = (5, -1)$, corresponding respectively to a type-II and type-I hyperbolic material, the case $(\epsilon_{\perp}, \epsilon_{\parallel}) = (16, 16)$ describing Ge, and compare these results to the case of using a SiC slab. As stated before, germanium has very low losses in the region of the spectrum relevant in our case. We have verified that the calculations performed using real optical data [39] give almost undistinguishable results. In Fig. 5 it can be clearly seen that for large δ the type-I and type-II hyperbolic materials are better than Ge. Moreover, the type-I hyperbolic material is better than type II for the chosen parameters. Interestingly for a thickness of $\delta \simeq 100$ nm we find values for H/H_{BB} which are larger than for $\delta \rightarrow 0$ indicating an enhancement or amplification effect for the hyperbolic materials (hyperlens effect) which does not exist for a Ge slab. This amplification

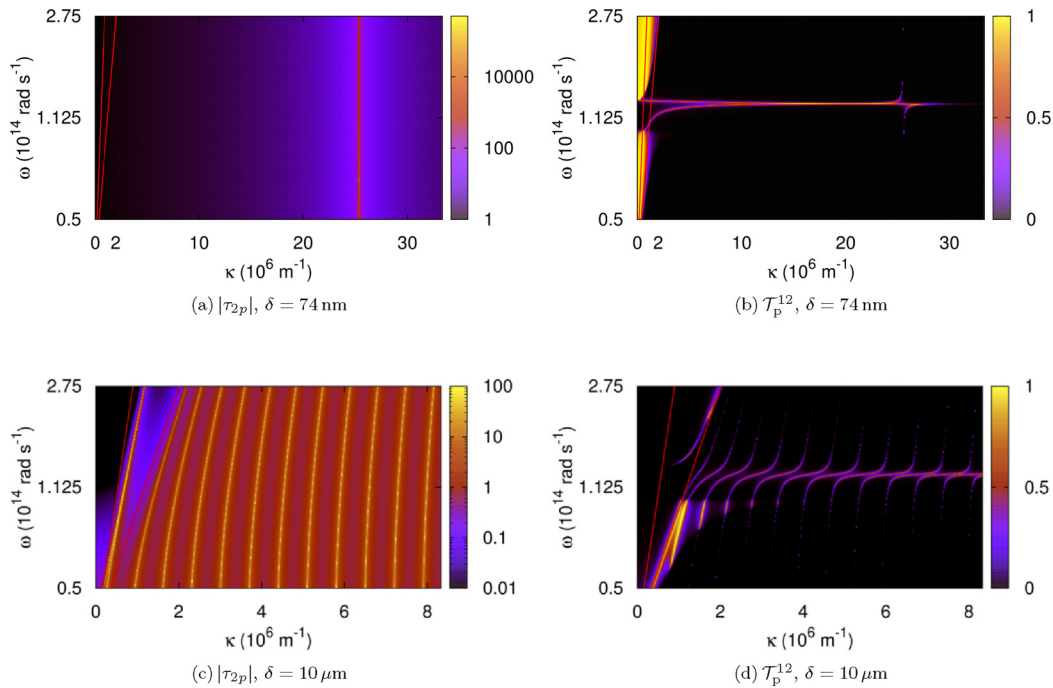


FIG. 6. Transmission coefficient of the intermediate slab $|\tau_{2p}|$ and the energy transmission \mathcal{T}_p^{12} for p-polarized light for $d = 100$ nm and different thicknesses δ of the intermediate hyperbolic slab of type II with $\epsilon_x = \epsilon_{\perp} = -1$ and $\epsilon_z = \epsilon_{\parallel} = 5$ in (ω, κ) space. The inserted lines are the light line in vacuum ($\omega = c\kappa$) and the light line $\omega = \sqrt{\epsilon_{\parallel}}c\kappa$. As the reservoir we use SiC.

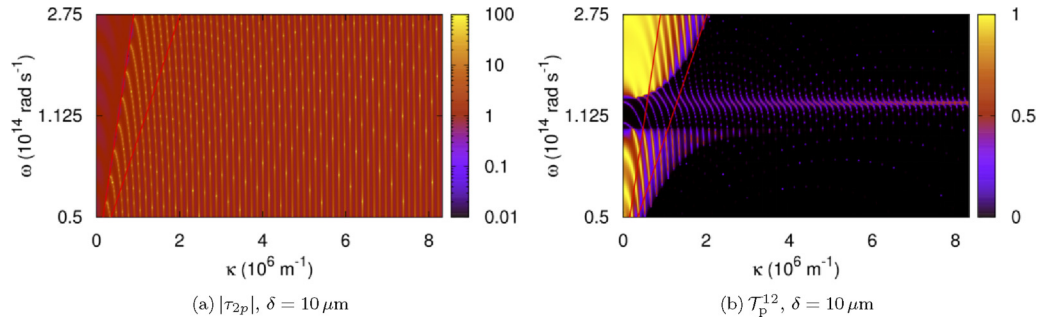


FIG. 7. Transmission coefficient of the intermediate slab $|\tau_{2p}|$ and the energy transmission \mathcal{T}_p^{12} for p-polarized light for $d = 100$ nm and different thicknesses δ of the intermediate hyperbolic slab of type I with $\epsilon_x = \epsilon_\perp = 5$ and $\epsilon_z = \epsilon_\parallel = -1$ in (ω, κ) space. The inserted lines are the light line in vacuum ($\omega = c\kappa$) and the light line $\omega = \sqrt{\epsilon_\parallel}c\kappa$. As the reservoir we use again SiC.

is similar to that found in [29] (perfect-lens effect) where a thin metallic layer was used. Nevertheless, in this case the total distance $2d + \delta$ between the two reservoirs is still in the near-field regime.

In Figs. 6 and 7 we show the plots of $|\tau_{b,p}|$ and of \mathcal{T}_p^{12} for the two hyperbolic materials. The coupling between the surface modes and the Fabry-Pérot modes in the hyperbolic slab can be nicely seen in both figures, illustrating the channeling of the surface mode resonances through the hyperbolic waveguide. Furthermore, in Figs. 6(a) and 6(b) we show the transmission coefficients for the thickness $\delta = 74$ nm for which the first resonance can be seen in Fig. 5 for the type-II material. From the plot it becomes apparent that the first resonance is due to the coupling of the surface modes to the first Fabry-Pérot mode of the guide. The second resonance for larger δ is due to the coupling to a second Fabry-Pérot mode; further resonances for thicker slabs corresponding to the coupling to more Fabry-Pérot modes are washed out and cannot be seen in Fig. 5. Note that the slope of the Fabry-Pérot modes in the type-I hyperbolic materials is negative, which is due to the fact that type-I hyperbolic materials show negative refraction [60,61].

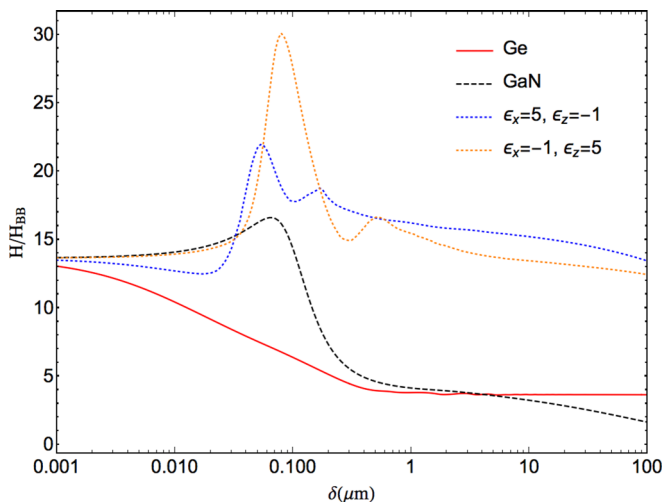


FIG. 8. Heat-transfer-coefficient ratio H/H_{BB} for GaN-HM-GaN as a function of the thickness δ of the intermediate slab for a fixed gap distance of $d = 100$ nm and three different choices of $\epsilon_x = \epsilon_\perp$ and $\epsilon_z = \epsilon_\parallel$. The case of GaN is also shown.

In order to check the robustness of our results with respect to the choice of the reservoirs, we calculate the same heat-transfer-coefficient ratio for two gallium nitride (GaN) reservoirs. The dielectric properties of GaN can again be safely described in the frequency region of interest by means of a Drude-Lorentz model [39], by choosing the parameters $\epsilon_\infty = 5.35$, $\omega_L = 1.41 \times 10^{14}$ rad/s, $\omega_T = 1.06 \times 10^{14}$ rad/s, and $\gamma = 1.52 \times 10^{12}$ rad/s. We plot in Fig. 8 the quantity H/H_{BB} as a function of the thickness δ for four different slabs: the two hyperbolic materials considered before, as well as Ge and GaN itself. As evident from the figure, apart from an overall increased value of the amplification factor, the same kind of conclusions can be drawn. First of all, also in this case in the limit of large thickness δ , both hyperbolic materials perform well in guiding modes into the far field and are even better than Ge. Moreover, we observe again the small-thickness peak in the amplification, and the preference of type I over type II in the regime of large thickness.

V. REAL ANISOTROPIC WAVEGUIDE

The considerations in the last section were made assuming the ideal case of a dispersion and dissipationless material. As it is well-known, causality demands both dispersion and dissipation which are connected by the Kramers-Kronig relations. Nonetheless, one can hope to find materials which fulfill the type-I hyperbolic property in the infrared with small dispersion and dissipation in the frequency window which is important for thermal radiation. In order to explore the possibility of a real anisotropic material we consider the very simple case of a multilayer structure where thin slabs (orthogonal to the z axis) of SiC and Ge are periodically alternated. This structure is described by a filling factor f , associated with the fraction of SiC present in one period. The case $f = 1$ ($f = 0$) gives back a standard SiC (Ge) slab. By choosing two SiC reservoirs, we hope in this way to exploit both the presence of a phonon-polariton resonance in one of the two materials (SiC) constituting the intermediate slab which can couple to the resonances of the reservoirs, and the fact that this artificial material can produce anisotropy and a hyperbolic behavior.

Before looking at the heat-transfer-coefficient ratio, let us check that this structure can indeed produce a hyperbolic behavior. To this aim we make use of the effective description in terms of an anisotropic dielectric permittivity. The

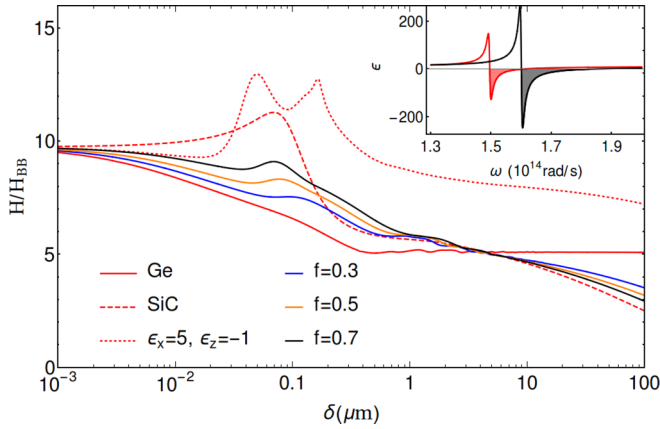


FIG. 9. Heat-transfer-coefficient ratio H/H_{BB} for SiC-HM-SiC. The hyperbolic material is a periodic arrangement of SiC and Ge thin films, having a SiC filling fraction f . The cases of SiC ($f = 1$), Ge ($f = 0$), and $(\epsilon_x, \epsilon_z) = (5, -1)$ are also shown for comparison. The inset shows ϵ_{\perp} (red line) and ϵ_{\parallel} (black line) for $f = 0.5$, highlighting the hyperbolic regions (see text).

perpendicular and parallel components of ϵ can be connected to the permittivities of SiC and Ge by means of the following expressions [62], valid for each frequency:

$$\epsilon_{\perp} = f\epsilon_{SiC} + (1 - f)\epsilon_{Ge}, \quad \epsilon_{\parallel} = \frac{\epsilon_{SiC}\epsilon_{Ge}}{(1 - f)\epsilon_{SiC} + f\epsilon_{Ge}}. \quad (19)$$

The result is plotted for a filling factor $f = 0.5$ in the inset of Fig. 9. It is clear that the two components ϵ_{\perp} (red line) and ϵ_{\parallel} (black line) have in some parts of the spectrum opposite sign. In particular we have a type-II hyperbolic behavior for lower frequencies (the red area in figure), while we have a type-I hyperbolic region for higher frequencies (the grey area).

Based on this observation we have calculated for three different filling factors the heat-transfer coefficient for this structure. The results are presented in the main part of Fig. 9.

Several comments are in order. First of all, we notice that the behavior of this hyperbolic material is nontrivial, in the sense that the heat-transfer coefficient is not always intermediate between the one of SiC and the one of Ge. This can be clearly seen around $\delta \simeq 400$ nm. The heat-transfer coefficient becomes indeed intermediate between the ones of SiC and Ge for large values of δ . Nevertheless, even if the final super-Planckian amplification is lower than the one given by Ge alone, we stress the fact that by using a realistic material we still achieve our goal of channeling near-field effects to far field, since the ratio is still larger than 1.

The main message of the comparison between this analysis and the one performed in Sec. IV is that the presence of losses plays a key role in the existence and amplitude of this phenomenon. For this reason, we will in the next section go back to the cases considered in Sec. IV and realize a quantitative study of the role of losses.

VI. ROLE OF LOSSES

As anticipated, we perform in this section a quantitative study of the role played by the losses of the intermediate slab. To this aim, we focus our attention on the case

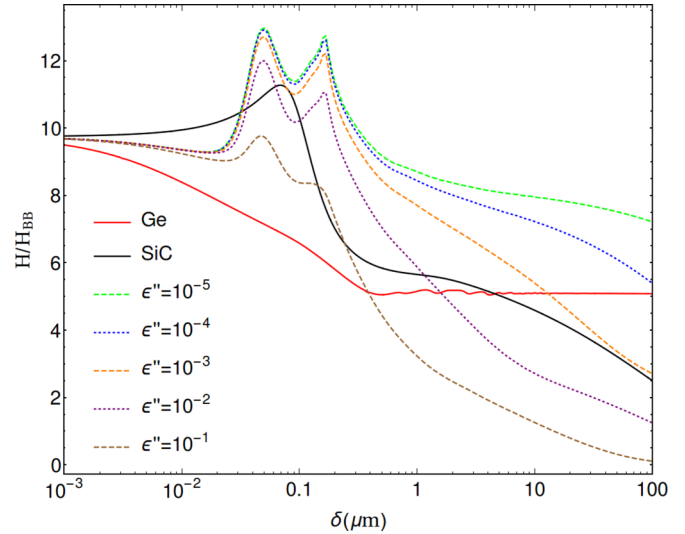


FIG. 10. Heat-transfer-coefficient ratio H/H_{BB} for the SiC-HM-SiC configuration. The solid lines correspond to the cases of SiC and Ge, while the dashed lines are associated with different choices of the imaginary part ϵ'' of the permittivity of the intermediate slab.

$(\epsilon_{\perp}, \epsilon_{\parallel}) = (5, -1)$ and introduce to both components of the anisotropic permittivity an imaginary part

$$\epsilon_{\perp} \rightarrow \epsilon_{\perp} + i\epsilon'' \quad \text{and} \quad \epsilon_{\parallel} \rightarrow \epsilon_{\parallel} + i\epsilon''. \quad (20)$$

Also in this case, for the sake of simplicity, we assume this imaginary part ϵ'' to be constant as well with respect to frequency.

The results obtained are shown in Fig. 10 in the case of SiC reservoirs. We show the case of the imaginary part $\epsilon'' = 10^{-5}$, i.e., the one considered before, and go up to 10^{-1} . We find that the ability of channeling super-Planckian radiation on long distances is a very strong function of the losses in the

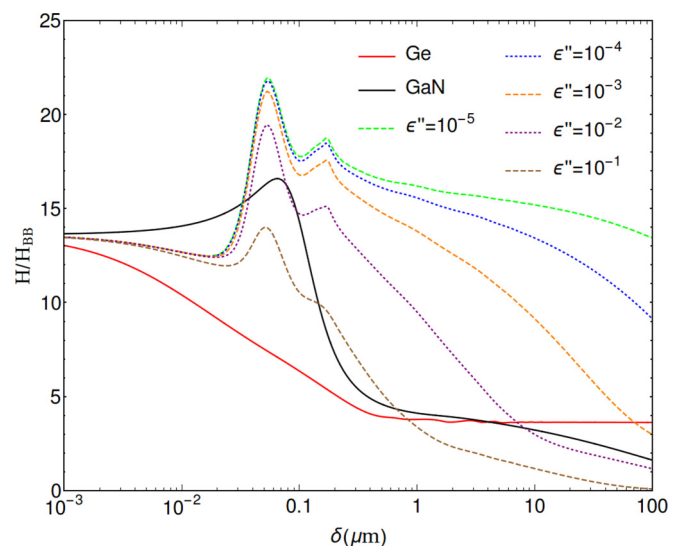


FIG. 11. Heat-transfer-coefficient ratio H/H_{BB} for the GaN-HM-GaN configuration. The solid lines correspond to the cases of GaN and Ge, while the dashed lines are associated with different choices of the imaginary part ϵ'' of the permittivity of the intermediate slab.

intermediate material. This is not fully surprising, considering that we want to exploit propagating waves inside the middle slab, and the imaginary part ϵ'' directly determines their typical decay length. We observe that for $\epsilon'' = 10^{-2}$ the effect is already for $\delta \simeq 1 \mu\text{m}$ very important so that in this case the hyperbolic waveguide slab performs worse than both SiC and Ge for far-field distances. Nevertheless, even for $\epsilon'' = 10^{-2}$ we still have a ratio bigger than 1 for the largest δ considered here, whereas this is not the case for $\epsilon'' = 10^{-1}$. Finally, we show the same result in the case of two GaN reservoirs (see Fig. 11). Also in this case, we see basically the same trend and a strong transition in the behavior of our hyperbolic waveguide happens around $\epsilon'' = 10^{-2}$.

VII. CONCLUSIONS

In this work we have investigated heat exchange by radiation between two hot bodies interconnected in the near field

with anisotropic waveguides. We have predicted that a class of hyperbolic media could transport a super-Planckian heat flux over separation distances much larger than Wien's wavelength. By analyzing the transmission coefficients between these bodies we have shown that this behavior results from the presence of hyperbolic modes which remain propagating far beyond the light line. Hence, we have demonstrated that provided the exponential damping of these modes due to intrinsic losses of materials is weak the magnitude of heat flux exchanged between two hot bodies can be larger than that one predicted by the Stefan-Boltzmann law.

We believe that the hyperbolic waveguides could find broad applications in the field of thermal management by allowing the long-distance transport of the huge energy density which is usually confined close to the surface of materials. However, so far these waveguides have been considered as purely photonic systems. Further works are needed to evaluate the role played by heat conduction on heat transport.

-
- [1] D. Polder and M. Van Hove, *Phys. Rev. B* **4**, 3303 (1971).
 - [2] M. Planck, *The Theory of Heat Radiation* (Dover, New York, 1991).
 - [3] S. M. Rytov, Y. A. Kravtsov, and V. I. Tatarskii, *Principles of Statistical Radiophysics*, Vol. 3 (Springer, New York, 1989).
 - [4] K. Joulain, J.-P. Mulet, F. Marquier, R. Carminati, and J.-J. Greffet, *Surf. Sci. Rep.* **57**, 59 (2005).
 - [5] J. B. Pendry, *J. Phys. Condens. Matter* **11**, 6621 (1999).
 - [6] A. I. Volokitin and B. N. J. Persson, *Rev. Mod. Phys.* **79**, 1291 (2007).
 - [7] A. I. Volokitin and B. N. J. Persson, *Phys. Rev. B* **69**, 045417 (2004).
 - [8] S. Basu and Z. M. Zhang, *J. Appl. Phys.* **105**, 093535 (2009).
 - [9] O. D. Miller, S. G. Johnson, and A. W. Rodriguez, *Phys. Rev. Lett.* **115**, 204302 (2015).
 - [10] P. Ben-Abdallah and K. Joulain, *Phys. Rev. B* **82**, 121419(R) (2010).
 - [11] S.-A. Biehs, E. Rousseau, and J.-J. Greffet, *Phys. Rev. Lett.* **105**, 234301 (2010).
 - [12] S.-A. Biehs, M. Tschikin, and P. Ben-Abdallah, *Phys. Rev. Lett.* **109**, 104301 (2012).
 - [13] R. S. DiMatteo, P. Greiff, S. L. Finberg, K. A. Young-Waithe, H. K. Choy, M. M. Masaki, and C. G. Fonstad, *Appl. Phys. Lett.* **79**, 1894 (2001).
 - [14] A. Narayanaswamy and G. Chen, *Appl. Phys. Lett.* **82**, 3544 (2003).
 - [15] W. Srituravanich, N. Fang, C. Sun, Q. Luo, and X. Zhang, *Nano Lett.* **4**, 1085 (2004).
 - [16] P. Ben-Abdallah and S.-A. Biehs, *AIP Adv.* **5**, 053502 (2015).
 - [17] C. R. Otey, W. T. Lau, and S. Fan, *Phys. Rev. Lett.* **104**, 154301 (2010).
 - [18] S. Basu and M. Francoeur, *Appl. Phys. Lett.* **98**, 113106 (2011).
 - [19] P. J. van Zwol, K. Joulain, P. Ben-Abdallah, and J. Chevrier, *Phys. Rev. B* **84**, 161413(R) (2011).
 - [20] H. Iizuka and A. Fan, *J. Appl. Phys.* **112**, 024304 (2012).
 - [21] J. Huang, Q. Li, Z. Zheng, and Y. Xuan, *Int. J. Heat Mass Transfer* **67**, 575 (2013).
 - [22] P. Ben-Abdallah and S.-A. Biehs, *Appl. Phys. Lett.* **103**, 191907 (2013).
 - [23] K. Ito, K. Nishikawa, H. Iizuka, and H. Toshiyoshi, *Appl. Phys. Lett.* **105**, 253503 (2014).
 - [24] P. Ben-Abdallah and S.-A. Biehs, *Phys. Rev. Lett.* **112**, 044301 (2014).
 - [25] K. Ito, K. Nishikawa, and H. Iizuka, *Appl. Phys. Lett.* **108**, 053507 (2016).
 - [26] V. Kubytzkyi, S.-A. Biehs, and P. Ben-Abdallah, *Phys. Rev. Lett.* **113**, 074301 (2014).
 - [27] S. A. Dyakov, J. Dai, M. Yan, and M. Qiu, [arXiv:1408.5831](https://arxiv.org/abs/1408.5831).
 - [28] S.-A. Biehs and P. Ben-Abdallah, *Phys. Rev. B* **93**, 165405 (2016).
 - [29] R. Messina, M. Antezza, and P. Ben-Abdallah, *Phys. Rev. Lett.* **109**, 244302 (2012).
 - [30] R. Messina and M. Antezza, *Phys. Rev. A* **89**, 052104 (2014).
 - [31] A. Kittel, W. Müller-Hirsch, J. Parisi, S.-A. Biehs, D. Reddig, and M. Holthaus, *Phys. Rev. Lett.* **95**, 224301 (2005).
 - [32] L. Hu, A. Narayanaswamy, X. Chen, and G. Chen, *Appl. Phys. Lett.* **92**, 133106 (2008).
 - [33] S. Shen, A. Narayanaswamy, and G. Chen, *Nano Lett.* **9**, 2909 (2009).
 - [34] E. Rousseau, A. Siria, G. Jourdan, S. Volz, F. Comin, J. Chevrier, and J.-J. Greffet, *Nat. Photon.* **3**, 514 (2009).
 - [35] R. S. Ottens, V. Quetschke, S. Wise, A. A. Alemi, R. Lundock, G. Mueller, D. H. Reitze, D. B. Tanner, and B. F. Whiting, *Phys. Rev. Lett.* **107**, 014301 (2011).
 - [36] T. Kralik, P. Hanzelka, M. Zobac, V. Musilova, T. Fort, and M. Horak, *Phys. Rev. Lett.* **109**, 224302 (2012).
 - [37] S. Shen, A. Mavrokefalos, P. Sambegoro, and G. Chen, *Appl. Phys. Lett.* **100**, 233114 (2012).
 - [38] K. Kim *et al.*, *Nature* **528**, 387 (2015).
 - [39] *Handbook of Optical Constants of Solids*, edited by E. Palik (Academic, New York, 1998).
 - [40] D. R. Smith and D. Schurig, *Phys. Rev. Lett.* **90**, 077405 (2003).
 - [41] I. S. Nefedov and C. R. Simovski, *Phys. Rev. B* **84**, 195459 (2011).

- [42] Y. Guo, C. L. Cortes, S. Molesky, and Z. Jacob, *Appl. Phys. Lett.* **101**, 131106 (2012).
- [43] S.-A. Biehs, M. Tschikin, R. Messina, and P. Ben-Abdallah, *Appl. Phys. Lett.* **102**, 131106 (2013).
- [44] J. Shi, B. Liu, P. Li, L. Y. Ng, and S. Shen, *Nano Lett.* **15**, 1217 (2015).
- [45] X. Liu, R. Z. Zhang, and Z. Zhang, *ACS Photon.* **1**, 785 (2014).
- [46] X. L. Liu and Z. M. Zhang, *Appl. Phys. Lett.* **107**, 143114 (2015).
- [47] S. Lang, H. S. Lee, A. Y. Petrov, M. Störmer, M. Ritter, and M. Eich, *Appl. Phys. Lett.* **103**, 021905 (2013).
- [48] M. Tschikin, S.-A. Biehs, P. Ben-Abdallah, S. Lang, A. Y. Petrov, and M. Eich, *J. Quant. Spectrosc. Radiat. Transfer* **158**, 17 (2015).
- [49] S. Basu and Z. M. Zhang, *Appl. Phys. Lett.* **95**, 133104 (2009).
- [50] Z. Jacob, L. V. Alekseyev, and E. Narimanov, *Opt. Express* **14**, 8247 (2006).
- [51] S. Feng and J. M. Elson, *Opt. Express* **14**, 216 (2006).
- [52] D. de Ceglia, M. A. Vincenti, S. Campione, F. Capolino, J. W. Haus, and M. Scalora, *Phys. Rev. B* **89**, 075123 (2014).
- [53] G. Bimonte and E. Santamato, *Phys. Rev. A* **76**, 013810 (2007).
- [54] S.-A. Biehs, P. Ben-Abdallah, F. S. S. Rosa, K. Joulain, and J. J. Greffet, *Opt. Express* **19**, A1088 (2011).
- [55] R. Messina and M. Antezza, *Europhys. Lett.* **95**, 61002 (2011).
- [56] R. Messina and M. Antezza, *Phys. Rev. A* **84**, 042102 (2011).
- [57] P. Yeh, *Optical Waves in Layered Media* (Wiley, New York, 2005).
- [58] L. Hu and S. T. Chui, *Phys. Rev. B* **66**, 085108 (2002).
- [59] J. B. Pendry, *Phys. Rev. Lett.* **85**, 3966 (2000).
- [60] D. R. Smith, P. Kolinko, and D. Schurig, *J. Opt. Soc. Am. B* **21**, 1032 (2004).
- [61] A. J. Hoffman, L. Alekseyev, S. S. Howard, K. J. Franz, D. Wasserman, V. A. Podolskiy, E. E. Narimanov, S. L. Sivco, and C. Gmachl, *Nat. Mater.* **6**, 946 (2007).
- [62] S. Lang, M. Tschikin, S.-A. Biehs, A. Y. Petrov, and M. Eich, *Appl. Phys. Lett.* **104**, 121903 (2014).