



A density-dependent model of competition for one resource in the chemostat

Radhouane Fekih-Salem, Claude Lobry, Tewfik Sari

► To cite this version:

Radhouane Fekih-Salem, Claude Lobry, Tewfik Sari. A density-dependent model of competition for one resource in the chemostat. Mathematical Biosciences, In press, 286, pp.104-122. 10.1016/j.mbs.2017.02.007 . hal-01359078

HAL Id: hal-01359078

<https://hal.science/hal-01359078>

Submitted on 1 Sep 2016

HAL is a multi-disciplinary open access archive for the deposit and dissemination of scientific research documents, whether they are published or not. The documents may come from teaching and research institutions in France or abroad, or from public or private research centers.

L'archive ouverte pluridisciplinaire **HAL**, est destinée au dépôt et à la diffusion de documents scientifiques de niveau recherche, publiés ou non, émanant des établissements d'enseignement et de recherche français ou étrangers, des laboratoires publics ou privés.

A density-dependent model of competition for one resource in the chemostat

Radhouane Fekih-Salem^{a,d,*}, Claude Lobry^b, Tewfik Sari^{c,e}

^a Université de Tunis El Manar, ENIT, LAMSIN, BP 37, Le Belvédère, 1002 Tunis, Tunisie

^b Université de Nice et MODEMIC, Le Gd Palais Bt6, 2 BD de Cimiez, 06000 Nice, France

^c IRSTEA, UMR Itap, 361 rue Jean-François Breton, 34196 Montpellier, France

^d Université de Monastir, ISIMa, BP 49, Av Habib Bourguiba, 5111 Mahdia, Tunisie

^e Université de Haute Alsace, LMIA, 4 rue des frères Lumière, 68093 Mulhouse, France

Abstract

This paper deals with a two-microbial species model in competition for a single-resource in the chemostat including general intra- and interspecific density-dependent growth rates with distinct removal rates for each species. In order to understand the effects of intra- and interspecific competition, this general model is first studied by determining the conditions of existence and local stability of steady states.

With the same removal rate, the model can be reduced to a planar system and then the global stability results for each steady state are derived. The bifurcations of steady states according to interspecific competition parameters are analyzed in a particular case of density-dependent growth rates which are usually used in the literature.

The operating diagrams show how the model behaves by varying the operating parameters and illustrate the effect of the intra- and interspecific competition on the disappearance of coexistence region and the occurrence of bi-stability region. Concerning the small enough interspecific competition terms, we would shed light on the global convergence towards the coexistence steady state for any positive initial condition. And, as far as the large enough interspecific competition terms, this system exhibits bi-stability with competitive exclusion of one species according to the initial condition.

Keywords: Bifurcation, Chemostat, Coexistence, Competition, Density-dependence, Global stability

1. Introduction

The chemostat model describes the interactions of microbial species which are competing for a single nutrient, see the monograph of Smith and Waltman [46] for a review. This model is the following one

$$\begin{cases} \dot{S} &= D(S_{in} - S) - \sum_{i=1}^n \mu_i(S)x_i \\ \dot{x}_i &= [\mu_i(S) - D_i] x_i, \end{cases} \quad i = 1, \dots, n \quad (1)$$

where x_i , $i = 1, \dots, n$, denotes the concentration of species i and S is the nutrient (substrate) concentration; S_{in} and D denote, respectively, the concentration of substrate in the feed bottle and the dilution rate of the chemostat; for $i = 1, \dots, n$, $\mu_i(S)$ represents the growth rate of species i and is assumed to be an increasing function. The D_i are not necessarily equal to D and can be interpreted as the sum of the dilution rate D and the natural death rate of the species: $D_i = D + a_i$, where $a_i \geq 0$. The case $D_i < 0$, for some i , is considered also in the literature. However, this paper focuses only on the case $D_i \geq D$ for all i . It is well known that for (1) only one species can survive at steady state. Actually at a steady state of (1) we must have

$$[\mu_i(S) - D_i] x_i = 0, \quad i = 1, \dots, n.$$

*Corresponding author

Email addresses: radhouane.fekihsaleh@isima.rnu.tn (Radhouane Fekih-Salem), lobrinria@wanadoo.fr (Claude Lobry), tewfik.sari@irstea.fr (Tewfik Sari)

If at least two species x_i and x_j , with $i \neq j$ are present at a steady state then $\mu_i(S) = D_i$ and $\mu_j(S) = D_j$ are two equations in the single variable S and, in general, cannot have a solution. Hence, in general, besides the washout steady state \mathcal{E}_0 where $S = S_{in}$ and $x_i = 0$, $i = 1, \dots, n$, where all species are extinct, model (1) can only have steady states \mathcal{E}_i where $S = \lambda_i$ is a solution of equation $\mu_i(S) = D_i$, $x_i = \frac{D_i}{D_i}(S_{in} - \lambda_i)$, and $x_j = 0$ for $j \neq i$, that is all species except one go to extinction. This steady state is meaningful only if $\lambda_i < S_{in}$.

The λ_i are called *break-even concentrations*. If the species are labeled such that $\lambda_1 < \lambda_i$ for all $i > 1$, it is well known that the steady state \mathcal{E}_1 is locally asymptotically stable and all other steady states \mathcal{E}_0 and \mathcal{E}_i , $i > 1$, are unstable [46]. Hence, at steady state, only the species with the lowest break-even concentration survives, this is the species which consumes less substrate to attain its steady state. One of the main results for (1) is known as the Competitive Exclusion Principle (CEP), after Hardin [17]. This result states that the locally stable steady state \mathcal{E}_1 is in fact globally attractive. The CEP was established by several authors under various hypothesis: Hsu et al. [22] showed the global asymptotic stability of \mathcal{E}_1 in the case of Michaelis–Menten (or Monod) kinetics [36] and the same removal rates D_i , Hsu [21] extended the study of [22] with different removal rates by using a Lyapunov–LaSalle argument, Wolkowicz and Lu [50] extended the result of [21] to growth functions which are not necessarily increasing functions of the substrate S . The reader may consult [29, 31, 43] for a more thorough account on the contributions of diverse authors.

Although this theoretical prediction has been corroborated by the experiences of Hansen and Hubell [16], the biodiversity found in nature as well as in waste-water treatment processes and biological reactors seems to contradict the CEP. For example, in aquatic ecosystems, several phytoplankton species competing for some resources can coexist [26, 44]. The biodiversity is also found in biological reactors with a mixture including at least two competitors for one resource, see [19, 45]. This has triggered a lot of mathematical research aimed to extend model (1) to bring theory and observations in better accordance. Different mechanisms of coexistence which were proposed in the literature are the intra- and interspecific competition [1, 11, 28, 51], the flocculation [8, 9, 14, 15] and the density-dependence [32–35]. Several mathematical models [4, 12, 13, 23–25, 30] have attempted to understand the effects of an inhibitor on the competition and the coexistence of species in the chemostat. More precisely, competition models of two populations of microorganisms for a single nutrient have been studied with the presence of an inhibitor that affects the most stronger competitor while it is detoxified by the other competitor. See also [5, 27, 39] for other studies of coexistence mechanisms.

In this paper, we will consider models with density-dependent growth functions. The general model is the following extension of (1)

$$\begin{cases} \dot{S} &= D(S_{in} - S) - \sum_{i=1}^n \mu_i(S, x_1, \dots, x_n) x_i \\ \dot{x}_i &= [\mu_i(S, x_1, \dots, x_n) - D_i] x_i, \end{cases} \quad i = 1, \dots, n \quad (2)$$

where the growth function $\mu_i(S, x_1, \dots, x_n)$ can depend now not only on the substrate S but also on the species concentrations x_i , $i = 1, \dots, n$. The function μ_i is assumed to be increasing in the variable S and decreasing in each variable x_j . This model was considered in a series of paper by Lobry et al. [18, 32–35]. Now, for (2) it is possible to have a coexistence steady state since at steady state we must have

$$[\mu_i(S, x_1, \dots, x_n) - D_i] x_i = 0, \quad i = 1, \dots, n.$$

If all x_i are positive then

$$\mu_i(S, x_1, \dots, x_n) = D_i, \quad i = 1, \dots, n$$

is a set of n equations with n variables x_i which could have a positive solution $x_i = X_i(S)$, $i = 1, \dots, n$. Replacing x_i by $X_i(S)$ in the first equation leads the following equation in the single variable S

$$D(S_{in} - S) - \sum_{i=1}^n D_i X_i(S) = 0.$$

Solving this equation gives S and then the possibility of a positive steady state.

In [35] the authors considered the case where $\mu_i(S, x_i)$ depends only on the concentration of species i . They introduced the concept of *steady-state characteristic* for each species and showed how to use it to give sufficient conditions for coexistence and to determine the asymptotic behavior of the system. Global results were also obtained

when $D_i = D$ for all species [34]. In [8] it is shown that the method of steady-state characteristic is still applicable in the case where both the growth rate $\mu_i(S, x_i)$ and the removal rate $D_i = d_i(x_i)$ of each species depend on the density of the same species. In [1] it is shown that the method of steady-state characteristic permits a quite comprehensive analysis of the model considered in [28], where the growth rate $\mu_i(S)$ depends only on S but the removal rate of x_i is of the form $D_i + a_i x_i$. The term $a_i x_i$ corresponds to the so-called crowding effect.

General model (2) was considered in [32] only through numerical simulations. These authors considered a particular situation where the growth functions are of the form

$$\mu_i(S, x_1, \dots, x_n) = \nu_i \left(S, x_i + \alpha \sum_{j \neq i} x_j \right) \quad (3)$$

where α is a nonnegative parameter which denotes the interspecific competition. They observed that the coexistence which was predicted in [35], when $\alpha = 0$ (only intraspecific competition is present), is still a property of the model when α is small enough but it is no longer the case when α is sufficiently large. The particular case of (2,3) where $n = 2$ (two species) and $D_1 = D_2 = D$, has been studied theoretically in [7, 10]. In these works, the authors gave theoretical explanations for the phenomenon, which was numerically observed in [32], where the coexistence holds for α small enough while the exclusion of one species occurs for α large enough. Growth functions of form (3) and density dependent yields were considered also in [40].

Actually, we have not at our disposal any general mathematical study of (2). Our work can be considered as the first step towards a mathematical study of (2). We consider the two species model

$$\begin{cases} \dot{S} &= D(S_{in} - S) - \mu_1(S, x_1, x_2)x_1 - \mu_2(S, x_2, x_1)x_2 \\ \dot{x}_1 &= [\mu_1(S, x_1, x_2) - D_1]x_1 \\ \dot{x}_2 &= [\mu_2(S, x_2, x_1) - D_2]x_2. \end{cases} \quad (4)$$

Notice that for the convenience of the notations, the first species variable in $\mu_i(S, x_i, x_j)$ is the variable x_i , with the same index i . We will give a particular attention to the special case where growth rates are of the form (3) but with different interspecific competition parameters:

$$\mu_i(S, x_i, x_j) = \nu_i(S, x_i + \alpha_i x_j), \text{ where } i = 1, 2, \quad j = 1, 2, \quad i \neq j \quad (5)$$

where α_1 and α_2 are not necessarily equals. Therefore our study gives an extension of the results in [7, 10] to the case where D_1 and D_2 can be different from D and α_1 and α_2 can also be different. Our study gives also an extension, in the case $n = 2$, of the results in [34, 35], where only intraspecific competition occurs, to the case where both intra- and interspecific competition occurs, that is, the growth function μ_i depends on both species x_1 and x_2 , not only on x_i . In this case $n = 2$, we give theoretical explanations for the phenomenon, which was numerically observed in [32], where the coexistence holds when only intraspecific competition occurs whereas it can disappear when the strength of interspecific competition is large enough.

On the other hand, our study describes the operating diagram which shows the stability regions, in dependence of the operating parameters D and S_{in} , when all biological parameters are fixed. This bifurcation diagram is an important tool for the experimentation as discussed in [1, 12, 42, 48, 49].

This paper is organized in the following manner. In Section 2, we present the assumptions on general model (4) and we study the existence conditions of all corresponding steady states. In Section 3, the main result of this paper exhibits the number and local stability of steady states of (4) according to four cases that must be distinguished. In Section 4, we consider the particular case $D_1 = D_2 = D$, where model (4) can be reduced to a planar system, and we show global stability results. In Section 5, the particular case (5) is considered in order to show the number and local stability of steady states of (4) according to the relative positions of the interspecific competition parameters of each species. Then, our results are compared with those obtained by Lobry et al. [34, 35] in the particular case $\alpha_1 = \alpha_2 = 0$ and $D_1 = D_2 = D$ by using the concept of steady-state characteristics. In Section 6, the operating diagrams depict the existence and the stability of each steady state according to control parameters D and S_{in} . Section 7 is devoted to applying the results found in the case where the density-dependent growth functions are of modified Monod-type (49) or of generalized Monod-type (52). The conclusion is given in Section 8.

For convenience, we use the abbreviations LES for Locally Exponentially Stable steady states and GAS for Globally Asymptotically Stable steady states, in all what follows.

2. Assumptions on the model and steady states

We consider model (4). We make the following assumptions.

(H1) For $i = 1, 2, j = 1, 2, i \neq j$, $\mu_i(0, x_i, x_j) = 0$ and $\mu_i(S, x_i, x_j) > 0$ for all $S > 0, x_1 \geq 0$ and $x_2 \geq 0$.

(H2) For $i = 1, 2, j = 1, 2, i \neq j$, $\frac{\partial \mu_i}{\partial S}(S, x_i, x_j) > 0$, $\frac{\partial \mu_i}{\partial x_i}(S, x_i, x_j) \leq 0$ and $\frac{\partial \mu_i}{\partial x_j}(S, x_i, x_j) \leq 0$ for all $S > 0, x_1 \geq 0$ and $x_2 \geq 0$.

Condition (H1) means that the growth can take place if and only if the substrate is present. Condition (H2) means that the growth rate of each species increases with the concentration of substrate and is inhibited by intra- and interspecific competition. We have the following result:

Proposition 1. *For any nonnegative initial condition, the solutions of (4) remain nonnegative and are positively bounded. Moreover, the set*

$$\Omega = \{(S, x_1, x_2) \in \mathbb{R}_+^3 : S + x_1 + x_2 \leq S_{in}\}$$

is positively invariant and is a global attractor for (4).

Proof. Let $S(0) \geq 0$, once there exists a first time $t_0 \geq 0$ such that $S(t_0) = 0$, we have

$$\dot{S}(t_0) = DS_{in} > 0.$$

Hence $S(t) \geq 0$ for all $t \geq t_0$. Since $S(t) \geq 0$ for all $t \in [0, t_0]$, thus $S(t) \geq 0$ for all $t \geq 0$. In the same manner,

$$x_i = 0 \Rightarrow \dot{x}_i = 0 \quad i = 1, 2,$$

and hence $x_i(t) \geq 0$ for all $t \geq 0$. Therefore, the solutions of (4) remain nonnegative. Denote $z = S + x_1 + x_2$. So, we have

$$\dot{z} = D(S_{in} - z) - a_1 x_1 - a_2 x_2,$$

where $a_1 = D_1 - D \geq 0$ and $a_2 = D_2 - D \geq 0$. Therefore, $\dot{z} \leq D(S_{in} - z)$. Then,

$$z(t) \leq S_{in} + (z(0) - S_{in})e^{-Dt}, \quad \text{for all } t \geq 0. \quad (6)$$

Hence

$$z(t) \leq \max(z(0), S_{in}) \quad \text{for all } t \geq 0.$$

Therefore, the solutions of (4) are positively bounded and are defined for all $t \geq 0$. From (6), it can be deduced that the set Ω is positively invariant and is a global attractor for (4). \square

The steady states of (4) are the solutions of the set of equations

$$\begin{cases} 0 &= D(S_{in} - S) - \mu_1(S, x_1, x_2)x_1 - \mu_2(S, x_2, x_1)x_2 \\ 0 &= [\mu_1(S, x_1, x_2) - D_1]x_1 \\ 0 &= [\mu_2(S, x_2, x_1) - D_2]x_2. \end{cases} \quad (7)$$

Therefore, (4) has the following types of steady states:

- $\mathcal{E}_0 = (S_{in}, 0, 0)$, called the washout, where both populations are extinct: $x_1 = x_2 = 0$. This steady state always exists.
- $\mathcal{E}_1 = (\tilde{S}_1, \tilde{x}_1, 0)$, where second population is extinct: $x_2 = 0$ and $\tilde{x}_1 > 0$.
- $\mathcal{E}_2 = (\tilde{S}_2, 0, \tilde{x}_2)$, where first population is extinct: $x_1 = 0$ and $\tilde{x}_2 > 0$.
- $\mathcal{E}^* = (S^*, x_1^*, x_2^*)$, where both populations survive: $x_1^* > 0, x_2^* > 0$.

The components $S = \tilde{S}_i$ and $x = \tilde{x}_i$ of a boundary steady state \mathcal{E}_i are the solutions of (7) with $x_i > 0$ and $x_j = 0$, $j \neq i$. Therefore \tilde{S}_i and \tilde{x}_i are the solutions of equations

$$D(S_{in} - \tilde{S}_i) = D_i \tilde{x}_i \quad (8)$$

$$\mu_i(\tilde{S}_i, \tilde{x}_i, 0) = D_i. \quad (9)$$

From (8) we have

$$\tilde{S}_i = S_{in} - \frac{D_i}{D} \tilde{x}_i. \quad (10)$$

Replacing \tilde{S}_i by this expression in (9) we see that $x_i = \tilde{x}_i$ must be a solution of

$$\mu_i\left(S_{in} - \frac{D_i}{D} x_i, x_i, 0\right) = D_i. \quad (11)$$

\tilde{S}_i is positive if and only if $\tilde{x}_i < DS_{in}/D_i$, that is to say, (11) has a solution in the interval $(0, DS_{in}/D_i)$. Let ψ_i be the function defined by

$$\psi_i(x_i) := \mu_i\left(S_{in} - \frac{D_i}{D} x_i, x_i, 0\right) - D_i, \quad i = 1, 2. \quad (12)$$

From (H1) and (H2) we know that the function ψ_i is decreasing from $\psi_i(0) = \mu_i(S_{in}, 0, 0) - D_i$ to $\psi_i(DS_{in}/D_i) = -D_i$. Thus, there exists an $x_i = \tilde{x}_i \in (0, DS_{in}/D_i)$ satisfying (11) if and only if

$$\mu_i(S_{in}, 0, 0) > D_i \quad (13)$$

holds. If such an \tilde{x}_i exists then it is unique. Therefore, we obtain the following result which gives the condition of existence of a boundary steady state \mathcal{E}_i .

Proposition 2. *Let \mathcal{E}_i be a steady state of (4) with $\tilde{x}_i > 0$ and $x_j = 0$, $j \neq i$. Then \tilde{S}_i is given by (10) where $x_i = \tilde{x}_i$ is the solution of (11). This steady state exists if and only if (13) holds. If it exists then it is unique.*

The components $S = S^*$, $x_1 = x_1^*$ and $x_2 = x_2^*$ of a coexistence steady state \mathcal{E}^* must be the solutions of (7) with $x_1 > 0$ and $x_2 > 0$. Therefore S^* , x_1^* and x_2^* are the solutions of the set of equations

$$D(S_{in} - S) = D_1 x_1 + D_2 x_2 \quad (14)$$

$$\mu_1(S, x_1, x_2) = D_1 \quad (15)$$

$$\mu_2(S, x_2, x_1) = D_2. \quad (16)$$

Hence, from (14) we see that S^* is given by

$$S^* = S_{in} - \frac{D_1}{D} x_1^* - \frac{D_2}{D} x_2^*. \quad (17)$$

Replacing S^* by this expression in (15,16) we see that $(x_1 = x_1^*, x_2 = x_2^*)$ must be a solution of

$$\begin{cases} f_1(x_1, x_2) = 0 \\ f_2(x_1, x_2) = 0 \end{cases} \quad (18)$$

where

$$f_i(x_1, x_2) := \mu_i\left(S_{in} - \frac{D_1}{D} x_1 - \frac{D_2}{D} x_2, x_i, x_j\right) - D_i, \quad \text{for } i = 1, 2, j = 1, 2, i \neq j. \quad (19)$$

The functions (19) are defined on the set

$$M = \left\{ (x_1, x_2) \in \mathbb{R}_+^2 : \frac{D_1}{D} x_1 + \frac{D_2}{D} x_2 \leq S_{in} \right\}. \quad (20)$$

S^* is positive if and only if $\frac{D_1}{D} x_1^* + \frac{D_2}{D} x_2^* < S_{in}$, that is to say, (18) has a solution in the interior M° of M , defined by (20). To solve (18) in this open M° , we need the following result:

Lemma 1. Assume that (13) holds for $i = 1, 2$ and let \tilde{x}_i be a solution of (11). The equation $f_i(x_1, x_2) = 0$ defines a smooth decreasing function

$$F_i : [0, \tilde{x}_i] \rightarrow \mathbb{R}, \quad x_i \mapsto F_i(x_i)$$

such that $F_i(\tilde{x}_i) = 0$ and the graph γ_i of F_i lies in M^o (see Figure 1). More precisely, $(x_1, F_1(x_1)) \in M^o$ [resp. $(F_2(x_2), x_2) \in M^o$] for all $x_i \in (0, \tilde{x}_i)$.

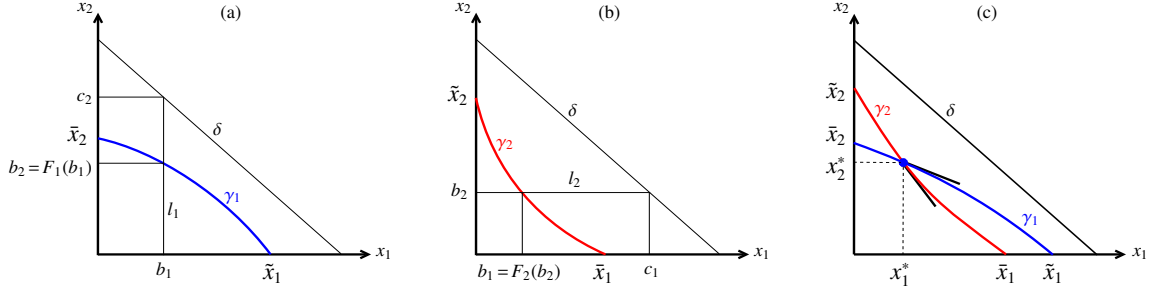


Figure 1: (a) Definition of the function F_1 . (b) Definition of the function F_2 . (c): A blue positive steady state. In all figures, the curves γ_1 and γ_2 are in blue and red, respectively.

Proof. Let us prove that each line l_i defined by $x_i = b_i$ meets the set $f_i = 0$ exactly once if $0 \leq b_i \leq \tilde{x}_i$ (and the intersection belongs to M^o) and not at all if $b_i > \tilde{x}_i$, (see Figure 1). Indeed, let $x_i = b_i$ be fixed and for $i = 1, 2$, $j = 1, 2$, $i \neq j$. The line l_i intersects the line δ defined by

$$\frac{D_i}{D}x_i + \frac{D_j}{D}x_j = S_{in},$$

at point $x_j = c_j$ where

$$c_j = \frac{D}{D_j}S_{in} - \frac{D_i}{D_j}b_i.$$

From (H1) and (H2) we see that the function $x_j \mapsto \mu_i\left(S_{in} - \frac{D_i}{D}b_i - \frac{D_j}{D}x_j, b_i, x_j\right)$ is decreasing from $\mu_i\left(S_{in} - \frac{D_i}{D}b_i, b_i, 0\right)$ for $x_j = 0$ to 0 for $x_j = c_j$. Therefore, there exists a unique $b_j \in [0, c_j]$ such that $\mu_i\left(S_{in} - \frac{D_i}{D}b_i - \frac{D_j}{D}b_j, b_i, b_j\right) = D_i$, that is $f_i(b_1, b_2) = 0$, if and only if

$$\mu_i\left(S_{in} - \frac{D_i}{D}b_i, b_i, 0\right) - D_i \geq 0$$

which is equivalent to $b_i \leq \tilde{x}_i$ since the function ψ_i defined by (12) is decreasing and vanishes at \tilde{x}_i . Therefore, we have shown that for all $b_i \in [0, \tilde{x}_i]$ there exists a unique $b_j \in [0, c_j]$ such that $f_i(b_1, b_2) = 0$. We define the function F_i by $b_j = F_i(b_i)$. The graph γ_i of this function lies in M^o . By the implicit function theorem, the function F_i is smooth and decreasing. Indeed, using (H2), we deduce that the partial derivatives of f_i are

$$\frac{\partial f_i}{\partial x_1} = -\frac{D_1}{D} \frac{\partial \mu_i}{\partial S} + \frac{\partial \mu_i}{\partial x_1} < 0, \quad \frac{\partial f_i}{\partial x_2} = -\frac{D_2}{D} \frac{\partial \mu_i}{\partial S} + \frac{\partial \mu_i}{\partial x_2} < 0.$$

Therefore, the function F_i is smooth and its derivative is given by

$$F'_i = -\frac{\frac{D_i}{D} \frac{\partial \mu_i}{\partial S} - \frac{\partial \mu_i}{\partial x_i}}{\frac{D_j}{D} \frac{\partial \mu_i}{\partial S} - \frac{\partial \mu_i}{\partial x_j}} \quad (21)$$

which is negative. Thus F_i is decreasing. \square

Remark 1. Notice that $F_i : [0, \tilde{x}_i] \rightarrow [0, \tilde{x}_j]$, $x_i \mapsto F_i(x_i)$, where $\tilde{x}_j = F_i(0)$ is the unique solution of

$$\mu_i\left(S_{in} - \frac{D_j}{D}x_j, 0, x_j\right) = D_i. \quad (22)$$

Using the definitions (19) of f_1 and f_2 one sees that \tilde{x}_1, \tilde{x}_2 which are the solutions of (11) and \bar{x}_1, \bar{x}_2 which are the solutions of (22) are simply the solutions of the following equations

$$f_1(\tilde{x}_1, 0) = 0, \quad f_2(0, \tilde{x}_2) = 0, \quad f_1(0, \bar{x}_2) = 0, \quad f_2(\bar{x}_1, 0) = 0.$$

These quantities represent the coordinates of the intersections of the curves γ_1 and γ_2 with the coordinates axes. Their relative positions play a major role in the behavior of the system.

The following four cases must be distinguished (see Figures 2 and 3):

$$\text{Case 1: } \bar{x}_1 > \tilde{x}_1 \quad \text{and} \quad \bar{x}_2 > \tilde{x}_2, \quad \text{Case 2: } \bar{x}_1 < \tilde{x}_1 \quad \text{and} \quad \bar{x}_2 < \tilde{x}_2, \quad (23)$$

$$\text{Case 3: } \bar{x}_1 < \tilde{x}_1 \quad \text{and} \quad \bar{x}_2 > \tilde{x}_2, \quad \text{Case 4: } \bar{x}_1 > \tilde{x}_1 \quad \text{and} \quad \bar{x}_2 < \tilde{x}_2. \quad (24)$$

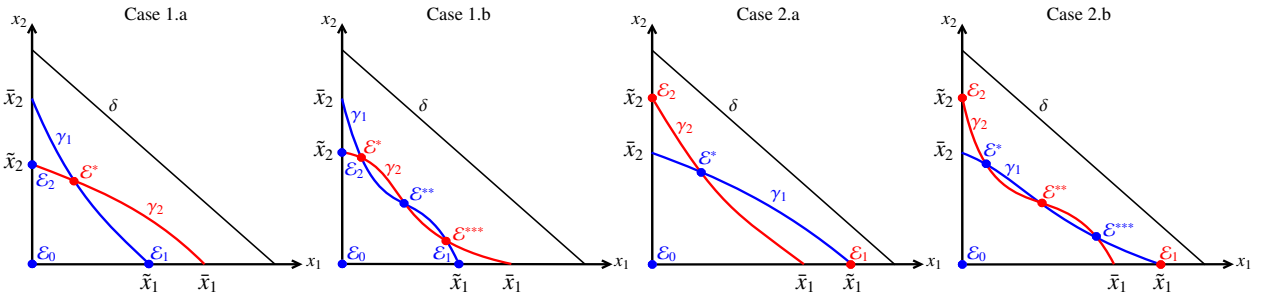


Figure 2: Case 1 : $\bar{x}_1 > \tilde{x}_1$ and $\bar{x}_2 > \tilde{x}_2$: (a) unique intersection, (b) an odd number of intersections. Case 2 : $\bar{x}_1 < \tilde{x}_1$ and $\bar{x}_2 < \tilde{x}_2$: (a) unique intersection, (b) an odd number of intersections.

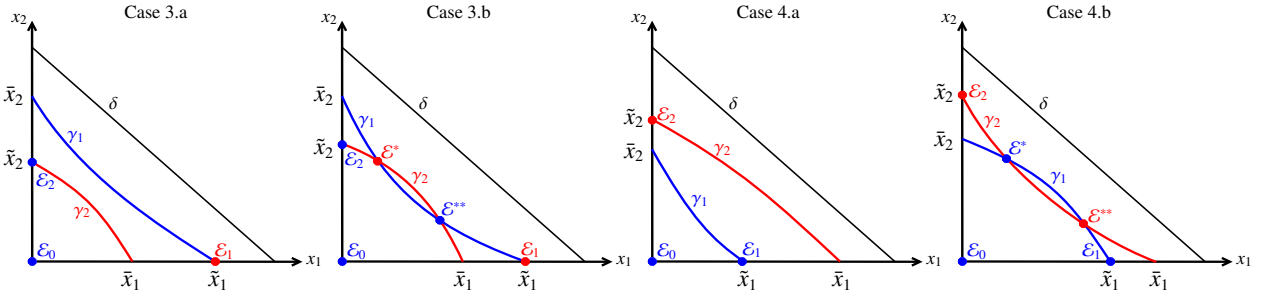


Figure 3: Case 3 : $\bar{x}_1 < \tilde{x}_1$ and $\bar{x}_2 > \tilde{x}_2$: (a) no intersection, (b) an even number of intersections. Case 4 : $\bar{x}_1 > \tilde{x}_1$ and $\bar{x}_2 < \tilde{x}_2$: (a) no intersection, (b) an even number of intersections.

As a consequence of the previous lemma, we obtain the following result which gives the condition of existence of a positive steady state \mathcal{E}^* .

Proposition 3. A positive steady state $\mathcal{E}^* = (S^*, x_1^*, x_2^*)$ of (4) exists if and only if the curves γ_1 and γ_2 have a positive intersection, that is, (x_1^*, x_2^*) is a positive solution of equations

$$x_2 = F_1(x_1) \quad \text{and} \quad x_1 = F_2(x_2). \quad (25)$$

Then S^* is given by (17). If Case 1 or Case 2 hold then a positive steady state exists. This condition of existence of the positive steady state is not necessary, and if it exists the positive steady state is not unique.

Proof. By (18) and Lemma 1, a positive steady state $\mathcal{E}^* = (S^*, x_1^*, x_2^*)$ exists if and only if the curves γ_1 and γ_2 have a positive intersection (x_1^*, x_2^*) . If the intersection exists then it lies in M^o , so that

$$\frac{D_1}{D} x_1^* + \frac{D_2}{D} x_2^* < S_{in}.$$

Hence, S^* , which is defined by (17) is positive. The sufficient conditions of intersection given by Case 1 or Case 2 are illustrated in Figure 2. The fact that these sufficient conditions of existence of the positive steady state are not necessary is illustrated by Figure 3, Cases 3.b and 4.b. The fact that the positive steady state is not unique, if it exists, is illustrated in Figure 2, Cases 1.b and 2.b, and Figure 3, Cases 3.b and 4.b. \square

We restrict our attention to the generic situation, where all intersections of curves γ_1 and γ_2 are transverse. We give the following definitions:

Definition 1. A positive steady state $\mathcal{E}^* = (S^*, x_1^*, x_2^*)$ of (4) is said to be blue [resp. red] if and only if, on the right of (x_1^*, x_2^*) , the tangent of γ_1 at point (x_1^*, x_2^*) is above [resp. under] the tangent of γ_2 at point (x_1^*, x_2^*) , see Figure 1(c).

The positive steady states are alternatively red and blue and are represented in red and blue colors respectively in Figures 2 and 3. We have the following characterization of red and blue positive steady states.

Lemma 2. A positive steady state $\mathcal{E}^* = (S^*, x_1^*, x_2^*)$ is blue if and only if $F_1'(x_1^*)F_2'(x_2^*) < 1$. It is red if and only if $F_1'(x_1^*)F_2'(x_2^*) > 1$.

Proof. The curves γ_1 and γ_2 are the graphs of the functions $x_1 \mapsto F_1(x_1)$ and $x_1 \mapsto F_2^{-1}(x_1)$, respectively, where F_2^{-1} is the inverse function of F_2 . Therefore, the positive steady state is blue if and only if $F_1'(x_1^*) > (F_2^{-1})'(x_1^*) = \frac{1}{F_2'(x_2^*)}$. Since $F_2'(x_2^*) < 0$ this condition is equivalent to $F_1'(x_1^*)F_2'(x_2^*) < 1$. The same proof holds for red positive steady states. \square

3. Main result

Our aim is to show the following result:

Theorem 1. Assume that (H1), (H2) and (13), for $i = 1, 2$ hold.

1. Blue positive steady states are unstable. If for all S, x_1, x_2 ,

$$\frac{\partial \mu_1}{\partial x_1} < \frac{\partial \mu_1}{\partial x_2} \quad \text{and} \quad \frac{\partial \mu_2}{\partial x_2} < \frac{\partial \mu_2}{\partial x_1} \quad (26)$$

hold, or $D_1 = D_2 = D$, then red positive steady states are LES, that is to say, positive steady states are alternatively unstable and LES.

2. If Case 1 holds, the system can have generically an odd number of positive steady states, while \mathcal{E}_1 and \mathcal{E}_2 are unstable. The positive steady states at the left-hand end and right-hand end are red (see Figure 2, Case 1). If, in addition, for all S, x_1, x_2 ,

$$\frac{\partial \mu_1}{\partial x_1} < \frac{D_1}{D_2} \frac{\partial \mu_1}{\partial x_2} \quad \text{and} \quad \frac{\partial \mu_2}{\partial x_2} < \frac{D_2}{D_1} \frac{\partial \mu_2}{\partial x_1} \quad (27)$$

hold, then the positive steady state is unique (see Figure 2, Case 1.a).

3. If Case 2 holds, the system can have generically an odd number of positive steady states, while \mathcal{E}_1 and \mathcal{E}_2 are LES. The positive steady states at the left-hand end and right-hand end are blue (see Figure 2, Case 2). If, in addition, for all S, x_1, x_2 ,

$$\frac{\partial \mu_1}{\partial x_1} > \frac{D_1}{D_2} \frac{\partial \mu_1}{\partial x_2} \quad \text{and} \quad \frac{\partial \mu_2}{\partial x_2} > \frac{D_2}{D_1} \frac{\partial \mu_2}{\partial x_1} \quad (28)$$

hold, then \mathcal{E}^* is unique and unstable (see Figure 2, Case 2.a).

4. If Case 3 [resp. Case 4] holds, then generically the system has no positive steady state or an even number of positive steady states where \mathcal{E}_1 is LES [resp. unstable] and \mathcal{E}_2 is unstable [resp. LES]. The positive steady state at the right-hand [resp. left-hand] end, if it exists, is blue (see Figure 3). If, in addition, (27) or (28) hold, then the system has no positive steady state (see Figure 3, Case 3.a [resp. Case 4.a]).

The proof which uses some results given hereafter is postponed until the end of this section.

Remark 2. When $D_1 = D_2 = D$, the stability of positive steady states is completely characterized: a positive steady state is LES if and only if it is red. When D_i are distinct, we do not have at our disposal a necessary and sufficient condition for stability: the complete characterization of local behavior of \mathcal{E}^* remains an open problem. This problem is solved when conditions (26) hold since in this case we know also that a positive steady state is LES if and only if it is red. However, we were not able to find an example where D_i are distinct and (26) does not hold, for which there exists a red positive steady state which is unstable. This question deserves further investigations.

We emphasize on the two following particular situations: Theorem 1 asserts that if Case 2 holds and conditions (28) are satisfied then \mathcal{E}^* exists, is unique and is unstable. It asserts also that if Case 1 holds and both conditions (26) and (27) are satisfied then \mathcal{E}^* exists, is unique and is LES. These properties deserve the biological interpretations given in the following remark.

Remark 3. Since the partial derivatives $\frac{\partial \mu_i}{\partial x_j}$, $i, j = 1, 2$ are nonpositive, conditions (28) are equivalent to

$$0 \leq -\frac{\partial \mu_1}{\partial x_1} < \frac{D_1}{D_2} \left(-\frac{\partial \mu_1}{\partial x_2} \right) \quad \text{and} \quad 0 \leq -\frac{\partial \mu_2}{\partial x_2} < \frac{D_2}{D_1} \left(-\frac{\partial \mu_2}{\partial x_1} \right)$$

which means that the intraspecific competition in each population of micro-organisms, measured by the partial derivative $\left(-\frac{\partial \mu_i}{\partial x_i} \right)$, is dominated by the interspecific competition, measured by the partial derivative $\left(-\frac{\partial \mu_i}{\partial x_j} \right)$, $i = 1, 2$, $j = 1, 2$, $i \neq j$. If these conditions are satisfied then Theorem 1 asserts that, if the positive steady state exists, it is unique and unstable.

Note also that conditions (26) together with conditions (27) are equivalent to

$$-\frac{\partial \mu_1}{\partial x_1} > \max \left(\frac{D_1}{D_2}, 1 \right) \left(-\frac{\partial \mu_1}{\partial x_2} \right) \geq 0 \quad \text{and} \quad -\frac{\partial \mu_2}{\partial x_2} > \max \left(\frac{D_2}{D_1}, 1 \right) \left(-\frac{\partial \mu_2}{\partial x_1} \right) \geq 0.$$

Hence, Theorem 1 asserts that in the case where the intraspecific competition is dominant with respect to interspecific competition then, if the positive steady state exists, it is unique and LES. Note that conditions (26) and (27) cannot hold if $\frac{\partial \mu_1}{\partial x_1} = 0$ or $\frac{\partial \mu_2}{\partial x_2} = 0$. On the other hand, conditions (28) cannot hold if $\frac{\partial \mu_1}{\partial x_2} = 0$ or $\frac{\partial \mu_2}{\partial x_1} = 0$.

In order to show Theorem 1, we need the following three propositions whose proofs are postponed to Appendix A. Under conditions (27) or (28), the first proposition shows that the positive steady state is unique, if it exists.

Proposition 4. *If (27) holds then, if Case 1 holds, the positive steady state exists and is unique and, if Case 3 or Case 4 hold, there is no positive steady state. This condition is incompatible with Case 2. If (28) holds then, if Case 2 holds, the positive steady state exists and is unique and, if Case 3 or Case 4 hold, there is no positive steady state. This condition is incompatible with Case 1.*

The second proposition determines the local asymptotic behavior of steady states \mathcal{E}_0 and \mathcal{E}_i , $i = 1, 2$ of (4).

Proposition 5. *\mathcal{E}_0 is LES if and only if $\mu_i(S_{in}, 0, 0) < D_i$, $i = 1, 2$, that is, \mathcal{E}_1 and \mathcal{E}_2 do not exist. For $i = 1, 2$, \mathcal{E}_i is LES if and only if $\tilde{x}_i > \bar{x}_i$.*

The third proposition gives sufficient conditions for stability, and instability of steady states \mathcal{E}^* of (4) when the D_i are distinct. When they are equal to D , we have a necessary and sufficient condition for stability at our disposal.

Proposition 6. *Let $\mathcal{E}^* = (S^*, x_1^*, x_2^*)$ be a positive steady state.*

1. *If $F'_1(x_1^*) F'_2(x_2^*) < 1$, then \mathcal{E}^* is unstable.*
2. *If (26) holds or $D_1 = D_2 = D$, then \mathcal{E}^* is LES if and only if $F'_1(x_1^*) F'_2(x_2^*) > 1$.*

Proof of Theorem 1. From item 1 of Proposition 6 and Lemma 2, it follows that blue positive steady states are unstable. From item 2 of Proposition 6 and Lemma 2, if (26) holds or $D_1 = D_2 = D$, then it follows that red positive steady states are LES. This proves item 1 of the theorem.

If Case 1 [resp. Case 2] holds, then according to Proposition 3, there exists at least one positive steady state. Using Proposition 5, we deduce that \mathcal{E}_1 and \mathcal{E}_2 exist and are unstable [resp. LES]. The steady states at the left-hand end

and right-hand end are red [resp. blue], since on the right of the corresponding intersections of curves γ_1 and γ_2 , the tangent of γ_1 is under [resp. above] the tangent of γ_2 . If (27) [resp. (28)] holds, then using Proposition 4, we deduce that \mathcal{E}^* is the unique positive steady state [resp. and is unstable]. If (27) [resp. (28)] does not hold, then in the generic case, the curves γ_1 and γ_2 can have an odd number of intersections. This proves items 2 and 3 of the theorem.

If Case 3 [resp. Case 4] holds, then generically the curves γ_1 and γ_2 have no intersection or an even number of intersections. From Proposition 5, \mathcal{E}_1 is LES [resp. unstable] and \mathcal{E}_2 is unstable [resp. LES]. If (27) or (28) hold, then using Proposition 4, we deduce that the system has no positive steady state. The positive steady state at the right-hand [resp. left-hand] end is blue, since on the right of the corresponding intersection of curves γ_1 and γ_2 , the tangent of γ_1 is above the tangent of γ_2 . This proves item 4 of the theorem. \square

4. Same dilution rates

In this section, we consider the particular case of (4) where $D_1 = D_2 = D$. In this case, conditions (26) and (27) are identical and conditions (28) can be written

$$\frac{\partial \mu_1}{\partial x_1} > \frac{\partial \mu_1}{\partial x_2} \quad \text{and} \quad \frac{\partial \mu_2}{\partial x_2} > \frac{\partial \mu_2}{\partial x_1}. \quad (29)$$

We recall that Theorem 1 and Proposition 5 assert that:

If Case 1 and (26) hold, then the positive steady state is unique and LES. Is it globally attractive?

If Case 3 [resp. Case 4] and (26) or (29) hold, then the positive steady state does not exist and \mathcal{E}_1 [resp. \mathcal{E}_2] is LES. Is it globally attractive?

If $\mu_i(S_{in}, 0, 0) < D$, $i = 1, 2$ then \mathcal{E}_1 and \mathcal{E}_2 do not exist and \mathcal{E}_0 is LES. Is it globally attractive?

If Case 2 holds, then \mathcal{E}_1 and \mathcal{E}_2 are both LES. Therefore, we cannot expect global attractivity of the boundary steady states. Note that if, in addition, (29) holds, the positive steady state is unique and is unstable.

The aim of this section is to give the global behavior of the above-mentioned steady states. Written in the variables (z, x_1, x_2) , the system (4) becomes

$$\begin{cases} \dot{z} &= D(S_{in} - z) \\ \dot{x}_1 &= [\mu_1(z - x_1 - x_2, x_1, x_2) - D]x_1 \\ \dot{x}_2 &= [\mu_2(z - x_1 - x_2, x_2, x_1) - D]x_2. \end{cases} \quad (30)$$

Let $(z(t), x_1(t), x_2(t))$ be a solution of (30). From the first equation, we deduce that

$$z(t) = S_{in} + (z(0) - S_{in})e^{-Dt}.$$

Thus, (30) is equivalent to non-autonomous system of two differential equations

$$\begin{cases} \dot{x}_1 &= [\mu_1(S_{in} + (z(0) - S_{in})e^{-Dt} - x_1 - x_2, x_1, x_2) - D]x_1 \\ \dot{x}_2 &= [\mu_2(S_{in} + (z(0) - S_{in})e^{-Dt} - x_1 - x_2, x_2, x_1) - D]x_2. \end{cases} \quad (31)$$

This is an asymptotically autonomous differential system which converges toward the autonomous system

$$\begin{cases} \dot{x}_1 &= x_1 f_1(x_1, x_2) \\ \dot{x}_2 &= x_2 f_2(x_1, x_2) \end{cases} \quad (32)$$

where the functions f_1 and f_2 are defined by (19), with $D_1 = D_2 = D$, that is

$$f_1(x_1, x_2) := \mu_1(S_{in} - x_1 - x_2, x_1, x_2) - D, \quad f_2(x_1, x_2) := \mu_2(S_{in} - x_1 - x_2, x_2, x_1) - D.$$

The results of Thieme [47], permit to deduce the asymptotic behavior of the solution of (31) from the asymptotic behavior of the autonomous system (32) which is called the reduced model since it is simply the restriction of (31) to the invariant plane defined by $z(0) = S_{in}$ for which $z(t) = S_{in}$ for all $t \geq 0$.

4.1. Reduced model

In this section, we study the reduced system (32). This system is defined on the set

$$M = \{(x_1, x_2) \in \mathbb{R}_+^2 : x_1 + x_2 \leq S_{in}\}.$$

The boundary of M satisfies the following properties for $i = 1, 2$:

$$\begin{aligned} (x_1 + x_2)(\tau) &= S_{in} & \text{for some } \tau \geq 0 &\implies \dot{x}_i(\tau) = -Dx_i(\tau) \leq 0, \\ x_i(\tau) &= 0 & \text{for some } \tau \geq 0 &\implies \dot{x}_i(\tau) = 0. \end{aligned}$$

Hence, the set M is bounded and positively invariant, that is, the system (32) is dissipative. Beside the washout $E_0 = (0, 0)$ which always exists, the system (32) can have a steady state of the form $E_1 = (\tilde{x}_1, 0)$, and a steady state of the form $E_2 = (0, \tilde{x}_2)$, where \tilde{x}_i is a solution, if it exists, of the equation

$$\mu_i(S_{in} - x_i, x_i, 0) = D, \quad i = 1, 2.$$

The system can have also a positive steady state $E^* = (x_1^*, x_2^*)$ where (x_1^*, x_2^*) is a solution, if it exists, of two equations $f_i(x_1, x_2) = 0$, $i = 1, 2$. Notice that to the steady states of (32)

$$E_0 = (0, 0), \quad E_1 = (\tilde{x}_1, 0), \quad E_2 = (0, \tilde{x}_2) \quad \text{and} \quad E^* = (x_1^*, x_2^*)$$

correspond the steady states of (4), respectively,

$$\mathcal{E}_0 = (S_{in}, 0, 0), \quad \mathcal{E}_1 = (S_{in} - \tilde{x}_1, \tilde{x}_1, 0), \quad \mathcal{E}_2 = (S_{in} - \tilde{x}_2, 0, \tilde{x}_2) \quad \text{and} \quad \mathcal{E}^* = (S_{in} - x_1^* - x_2^*, x_1^*, x_2^*).$$

Proposition 7.

1. If Case 1 holds and the positive steady state E^* is unique, then it is GAS for (32) in the interior of M .
2. If Case 3 holds and there is no positive steady state, then E_1 is GAS for (32) in the interior of M .
3. If Case 4 holds and there is no positive steady state, then E_2 is GAS for (32) in the interior of M .
4. E_0 is GAS for (32) in M if and only if $\mu_i(S_{in}, 0, 0) < D$.

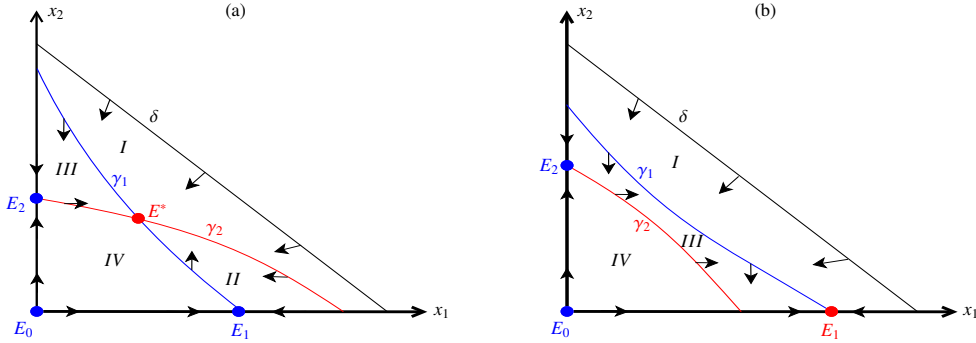


Figure 4: (a) Item 1 of Proposition 7, where E^* is the global attractor. (b) Item 2 of Proposition 7, where E_1 is the global attractor.

Proof. It is known [37] that all solutions of the general model of two competing species, always converge to one of the steady states of the system. For complements and details, the reader is referred to [20], page 270. Since (32) is a particular case of the systems studied in [20, 37], and since in each case of Proposition 7 the system has only one steady state which is LES, we deduce that this steady state is GAS in the interior of M . For the convenience of the reader, we give a direct proof, without using the general result in [20].

The curves γ_1 and γ_2 separate the interior of M in a finite number of connected open sets of the following four types:

$$\begin{aligned} I : \quad & \dot{x}_1 < 0, \quad \dot{x}_2 < 0, & II : \quad & \dot{x}_1 < 0, \quad \dot{x}_2 > 0, \\ III : \quad & \dot{x}_1 > 0, \quad \dot{x}_2 < 0, & IV : \quad & \dot{x}_1 > 0, \quad \dot{x}_2 > 0. \end{aligned}$$

Consider a trajectory $(x_1(t), x_2(t))$ starting at a positive initial condition $(x_1(0), x_2(0))$. If Case 1 holds and the positive steady state E^* is unique, then the curves γ_1 and γ_2 have only one intersection and separate the interior of M in four regions I, II, III and IV , see Figure 4(a). Assume first that $(x_1(0), x_2(0)) \in II \cup III$. These regions are positively invariant. Since in II [resp. III], $x_1(t)$ is decreasing [resp. increasing] and $x_2(t)$ is increasing [resp. decreasing], the limits

$$\lim_{t \rightarrow +\infty} x_1(t) = x_{1\infty} \quad \text{and} \quad \lim_{t \rightarrow +\infty} x_2(t) = x_{2\infty}. \quad (33)$$

Therefore, $(x_{1\infty}, x_{2\infty})$ is a steady state of (32), which belongs to the closure \overline{II} or the closure \overline{III} . Since E_1 and E^* [resp. E_2 and E^*] are the only steady states in \overline{II} [resp. \overline{III}] and since E_1 [resp. E_2] attracts only solutions with $x_2(0) = 0$ [resp. $x_1(0) = 0$], it follows that

$$E^* = (x_{1\infty}, x_{2\infty}). \quad (34)$$

Assume now that $(x_1(0), x_2(0)) \in I$. If $(x_1(t), x_2(t))$ remains in I for all $t > 0$ then $x_1(t)$ and $x_2(t)$ are positive decreasing functions. Thus, the limits (33) exist. Hence, $(x_{1\infty}, x_{2\infty})$ is a steady state of (32) which belongs to the closure \overline{I} . Since E^* is the only steady state in \overline{I} , we conclude that (34) holds. If $(x_1(t), x_2(t))$ leaves the region I and enters in the region II or III , then as shown previously it necessarily tends to E^* and hence, (34) holds.

Assume now that $(x_1(0), x_2(0)) \in IV$. If $(x_1(t), x_2(t))$ remains in IV for all $t > 0$ then $x_1(t)$ and $x_2(t)$ are bounded increasing functions. Thus, the limits (33) exist. Therefore, $(x_{1\infty}, x_{2\infty})$ is a steady state of (32) which belongs to the closure \overline{IV} . Since E_0, E_1, E_2 and E^* are the only steady states in \overline{IV} and since E_0 is an unstable node, and E_1 [resp. E_2] is a saddle point that attracts only solutions with $x_2(0) = 0$ [resp. $x_1(0) = 0$], we conclude that (34) holds. If $(x_1(t), x_2(t))$ leaves the region IV and enters in the region II or III , then as shown previously it necessarily tends to E^* and hence, (34) holds. Therefore, E^* is GAS in the interior of M .

If Case 3 holds and there is no positive steady state, then the curves γ_1 and γ_2 do not intersect and separate the interior of M in three regions I, III and IV , see Figure 4(b). Assume first that $(x_1(0), x_2(0)) \in III$. This region is positively invariant. Since in III , $x_1(t)$ is increasing and $x_2(t)$ is decreasing, the limits (33) exist. Hence, $(x_{1\infty}, x_{2\infty})$ is a steady state of (32) which belongs to the closure \overline{III} . Since E_1 and E_2 are the only steady states in \overline{III} and since E_2 attracts only solutions with $x_1(0) = 0$, we conclude that

$$E_1 = (x_{1\infty}, x_{2\infty}). \quad (35)$$

Assume now that $(x_1(0), x_2(0)) \in I$. If $(x_1(t), x_2(t))$ remains in I for all $t > 0$ then $x_1(t)$ and $x_2(t)$ are positive decreasing functions. Hence the limits (33) exist. Therefore, $(x_{1\infty}, x_{2\infty})$ is a steady state of (32) which belongs to the closure \overline{I} . Since E_1 is the only steady state in \overline{I} , we conclude that (35) holds. If $(x_1(t), x_2(t))$ leaves the region I and enters in the region III , then as shown previously it necessarily tends to E_1 and hence, (35) holds.

Assume now that $(x_1(0), x_2(0)) \in IV$. If $(x_1(t), x_2(t))$ remains in IV for all $t > 0$ then $x_1(t)$ and $x_2(t)$ are bounded increasing functions. Thus, the limits (33) exist. Hence, $(x_{1\infty}, x_{2\infty})$ is a steady state of (32) which belongs to the closure \overline{IV} . Since E_0 and E_2 are the only steady states in \overline{IV} and since E_0 is an unstable node and E_2 attracts only solutions with $x_1(0) = 0$, we conclude that the solution must leave IV and enters in III . As before, we see that (35) holds. Therefore, E_1 is GAS in the interior of M . The other cases can be proved using similar arguments. \square

4.2. Global behavior

Using Thieme's results [47], we deduce that the asymptotic behavior of the solution of three order system (4) is the same as the asymptotic behavior of second order system (32). The main result in this section can now be stated.

Theorem 2.

1. If Case 1 holds and the positive steady state E^* is unique, then it is GAS for (4) in the interior of Ω .
2. If Case 3 holds and there is no positive steady state, then E_1 is GAS for (4) in the interior of Ω .

3. If Case 4 holds and there is no positive steady state, then \mathcal{E}_2 is GAS for (4) in the interior of Ω .
4. \mathcal{E}_0 is GAS for (4) in Ω if and only if $\mu_i(S_{in}, 0, 0) < D$.

Proof. The system (4) is equivalent to the non-autonomous system (31). This system is an asymptotically autonomous differential system which converges toward the autonomous system (32). According to Theorem 1, the study of phase portrait of reduced system (32) on M , shows that there exist only stable nodes, unstable nodes and saddle points. For any initial condition on the x_1 axis (resp. x_2 axis), the solution cannot converge to E_2 (resp. E_1) since E_0 is an unstable node. Hence, there is no trajectory joining two saddle points. Consequently, we can apply Thieme's results [47] and conclude that the asymptotic behavior of the solution of (31) is the same as the reduced system (32). \square

The existence, local and global stability of all steady states of (4) are summarized in Table 1.

Steady state	Existence	Local stability	Global stability
\mathcal{E}^*	(25) has a solution	$F'_1(x_1^*)F'_2(x_2^*) > 1$	Case 1 holds and (25) has a unique solution
\mathcal{E}_1	$\mu_1(S_{in}, 0, 0) > D$	$\bar{x}_1 < \tilde{x}_1$	Case 3 holds and (25) has no solution
\mathcal{E}_2	$\mu_2(S_{in}, 0, 0) > D$	$\bar{x}_2 < \tilde{x}_2$	Case 4 holds and (25) has no solution
\mathcal{E}_0	Always exists	$\mu_i(S_{in}, 0, 0) < D, i = 1, 2$	$\mu_i(S_{in}, 0, 0) < D, i = 1, 2$

Table 1: Conditions of existence and stability of steady states in system (4).

5. Applications

In this section, we apply our results to the particular case $\mu_i(S, x_i, x_j) = v_i(S, x_i + \alpha_i x_j)$ where the functions $v_i(S, x)$ satisfy the following properties:

- (P1) $v_i(0, x) = 0$ and $v_i(S, x) > 0$ for all $S > 0$ and $x \geq 0$.
- (P2) $\frac{\partial v_i}{\partial S}(S, x) > 0$ and $\frac{\partial v_i}{\partial x}(S, x) < 0$ for all $S > 0$ and $x \geq 0$.

Since

$$\frac{\partial \mu_i}{\partial x_i} = \frac{\partial v_i}{\partial x}, \quad \frac{\partial \mu_i}{\partial x_j} = \alpha_i \frac{\partial v_i}{\partial x}, \quad (36)$$

we have $\frac{\partial \mu_i}{\partial x_i} < 0$ and $\frac{\partial \mu_i}{\partial x_j} < 0$. Therefore, the growth functions μ_i satisfy conditions (H1) and (H2) so that our results apply to the following system:

$$\begin{cases} \dot{S} &= D(S_{in} - S) - v_1(S, x_1 + \alpha_1 x_2)x_1 - v_2(S, x_2 + \alpha_2 x_1)x_2 \\ \dot{x}_1 &= [v_1(S, x_1 + \alpha_1 x_2) - D_1]x_1 \\ \dot{x}_2 &= [v_2(S, x_2 + \alpha_2 x_1) - D_2]x_2. \end{cases} \quad (37)$$

Notice that in (H2) we assumed only that the partial derivatives $\frac{\partial \mu_i}{\partial x_i} \leq 0$ and $\frac{\partial \mu_i}{\partial x_j} \leq 0$: the case where some of these partial derivatives are zeros was not excluded. However, if all derivatives are zeros, then both intra- and interspecific competition is excluded, so that, no interesting phenomenon can occur. In the particular case considered in this section, if $\frac{\partial v_i}{\partial x} = 0$ then $\frac{\partial \mu_i}{\partial x_i} = 0$ and $\frac{\partial \mu_i}{\partial x_j} = 0$, that is, there is no intra- nor interspecific competition. This is the reason why we used a strict inequality in (P2).

5.1. Intra- and interspecific competition

In this section, we consider the case of (37) where $\alpha_i \geq 0$, that is to say, both intra- and interspecific competition can occur. The case $\alpha_1 = \alpha_2 = 0$ for which only intraspecific competition occurs will be considered in Section 5.2. The necessary and sufficient conditions (13) of existence of the boundary steady state \mathcal{E}_i become

$$v_i(S_{in}, 0) > D_i, \quad i = 1, 2. \quad (38)$$

These two conditions are necessary for the existence of positive steady states. To have a better understanding of the existence of positive steady states, we must consider the relative positions of \tilde{x}_i and \bar{x}_i , $i = 1, 2$ which play a major role in the distinctions between Cases 1, 2, 3 and 4 defined by (23) and (24).

We want to study how the relative positions of \tilde{x}_i and \bar{x}_i depend on the parameters α_1 and α_2 . Recall that \tilde{x}_i and \bar{x}_i are the solutions of (11) and (22) respectively, which become

$$v_i\left(S_{in} - \frac{D_i}{D} \tilde{x}_i, \tilde{x}_i\right) = D_i, \quad v_j\left(S_{in} - \frac{D_i}{D} \bar{x}_i, \alpha_j \bar{x}_i\right) = D_j. \quad (39)$$

Therefore, \tilde{x}_i does not depend on the parameters α_i and \bar{x}_i depends on these parameters. Thus, we denote it by $\bar{x}_i(\alpha_j)$ to emphasize the dependence of \bar{x}_i on the parameter α_j , $j \neq i$. Each value of the parameter α_1 or α_2 for which $\bar{x}_1(\alpha_2) = \tilde{x}_1$ or $\bar{x}_2(\alpha_1) = \tilde{x}_2$ plays a role in the discussion. The next lemma shows the existence of critical value $\alpha_j = \alpha_j^c$ such that $\bar{x}_i(\alpha_j) = \tilde{x}_i$ for $i = 1, 2$, $j = 1, 2$, $i \neq j$.

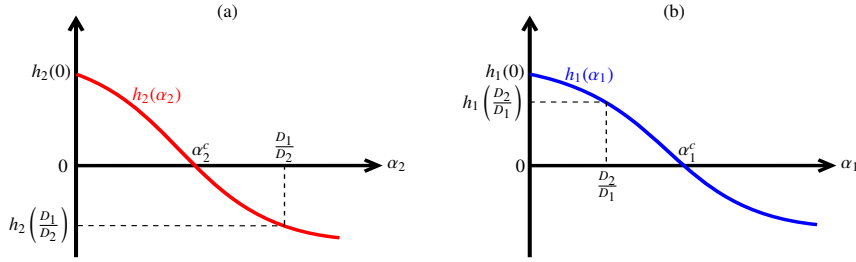


Figure 5: The case $D_2\tilde{x}_2 \leq D_1\tilde{x}_1$: Existence of two critical values (a) $\alpha_2^c \leq \frac{D_1}{D_2}$ and (b) $\alpha_1^c \geq \frac{D_2}{D_1}$.

Lemma 3. If $\bar{x}_i(0) < \tilde{x}_i$, $i = 1, 2$ then the equation $\bar{x}_i(\alpha_j) = \tilde{x}_i$ has no solution. If $\bar{x}_i(0) \geq \tilde{x}_i$, $i = 1, 2$ there exist two cases that must be distinguished: $D_2\tilde{x}_2 \leq D_1\tilde{x}_1$ and $D_1\tilde{x}_1 < D_2\tilde{x}_2$.

1. Case $D_2\tilde{x}_2 \leq D_1\tilde{x}_1$: There exists a unique critical value $\alpha_2^c \leq D_1/D_2$ such that $\bar{x}_1(\alpha_2) \geq \tilde{x}_1$ if and only if $\alpha_2 \leq \alpha_2^c$. If $v_1\left(S_{in} - \frac{D_2}{D} \tilde{x}_2, +\infty\right) < D_1$, then there exists a unique critical value $\alpha_1^c \geq D_2/D_1$ such that $\bar{x}_2(\alpha_1) \geq \tilde{x}_2$ if and only if $\alpha_1 \leq \alpha_1^c$. If $v_1\left(S_{in} - \frac{D_2}{D} \tilde{x}_2, +\infty\right) \geq D_1$, then $\bar{x}_2(\alpha_1) > \tilde{x}_2$ for all $\alpha_1 \geq 0$ and we let $\alpha_1^c = +\infty$.
2. Case $D_1\tilde{x}_1 < D_2\tilde{x}_2$: There exists a unique critical value $\alpha_1^c < D_2/D_1$ such that $\bar{x}_2(\alpha_1) \geq \tilde{x}_2$ if and only if $\alpha_1 \leq \alpha_1^c$. If $v_2\left(S_{in} - \frac{D_1}{D} \tilde{x}_1, +\infty\right) < D_2$, then there exists a unique critical value $\alpha_2^c > D_1/D_2$ such that $\bar{x}_1(\alpha_2) \geq \tilde{x}_1$ if and only if $\alpha_2 \leq \alpha_2^c$. If $v_2\left(S_{in} - \frac{D_1}{D} \tilde{x}_1, +\infty\right) \geq D_2$, then $\bar{x}_1(\alpha_2) > \tilde{x}_1$ for all $\alpha_2 \geq 0$ and we let $\alpha_2^c = +\infty$.

Proof. Since $\bar{x}_i(\alpha_j)$ is given by the solution of (39), we note that $\bar{x}_i(\alpha_j) = \tilde{x}_i$ if and only if $h_j(\alpha_j) = 0$ where

$$h_j(\alpha_j) = v_j\left(S_{in} - \frac{D_i}{D} \tilde{x}_i, \alpha_j \tilde{x}_i\right) - D_j = 0, \quad \text{for } i = 1, 2, j = 1, 2, i \neq j.$$

If $\bar{x}_i(0) < \tilde{x}_i$, $i = 1, 2$ then $S_{in} - \frac{D_i}{D} \tilde{x}_i < S_{in} - \frac{D_i}{D} \bar{x}_i(0)$. Since $\bar{x}_i(\alpha_j)$ is given by the solution of (39), it follows that

$$h_j(0) = v_j\left(S_{in} - \frac{D_i}{D} \tilde{x}_i, 0\right) - D_j < v_j\left(S_{in} - \frac{D_i}{D} \bar{x}_i(0), 0\right) - D_j = 0$$

because the function $v_j(\cdot, 0)$ is increasing. Furthermore, for all $\alpha_j > 0$, one has

$$h'_j(\alpha_j) = \tilde{x}_i \frac{\partial v_j}{\partial x} < 0, \quad i = 1, 2, \quad j = 1, 2, \quad i \neq j.$$

Therefore, the equation $h_j(\alpha_j) = 0$ has no solution. If $\tilde{x}_i(0) \geq \tilde{x}_i$, $i = 1, 2$ then $h_i(0) \geq 0$. If $D_2 \tilde{x}_2 \leq D_1 \tilde{x}_1$ one has

$$h_2\left(\frac{D_1}{D_2}\right) = \psi_2\left(\frac{D_1}{D_2} \tilde{x}_1\right) \leq \psi_2(\tilde{x}_2) = 0.$$

Since $h_2(0) \geq 0$ and the function $h_2(\cdot)$ is decreasing, we deduce that there exists a unique solution $\alpha_2^c \in [0, D_1/D_2]$ such that $h_2(\alpha_2^c) = 0$ (see Figure 5(a)). Let $\Phi_i(x)$ be the function defined by

$$\Phi_i(x) := v_i\left(S_{in} - \frac{D_j}{D}x, \alpha_i x\right) - D_i.$$

One has $\alpha_2 < \alpha_2^c$ if and only if $h_2(\alpha_2) > 0$. This inequality is equivalent to

$$v_2\left(S_{in} - \frac{D_1}{D} \tilde{x}_1, \alpha_2 \tilde{x}_1\right) - D_2 > v_2\left(S_{in} - \frac{D_1}{D} \tilde{x}_1(\alpha_2), \alpha_2 \tilde{x}_1(\alpha_2)\right) - D_2 = 0,$$

or (equivalently) $\Phi_2(\tilde{x}_1) > \Phi_2(\tilde{x}_1(\alpha_2))$. Since the function $\Phi_2(\cdot)$ is decreasing, it follows that $\tilde{x}_1 < \tilde{x}_1(\alpha_2)$ if and only if $\alpha_2 < \alpha_2^c$. We have also

$$h_1\left(\frac{D_2}{D_1}\right) = \psi_1\left(\frac{D_2}{D_1} \tilde{x}_2\right) \geq \psi_1(\tilde{x}_1) = 0.$$

If $v_1\left(S_{in} - \frac{D_2}{D} \tilde{x}_2, +\infty\right) < D_1$, which means that

$$\lim_{\alpha_1 \rightarrow +\infty} h_1(\alpha_1) < 0,$$

then there exists a unique solution $\alpha_1^c \in [D_2/D_1, +\infty)$ such that $h_1(\alpha_1^c) = 0$, because the function $h_1(\cdot)$ is decreasing (see Figure 5(b)). Similarly, one has $\alpha_1 < \alpha_1^c$ if and only if $h_1(\alpha_1) > 0$ which is equivalent to $\Phi_1(\tilde{x}_2) > \Phi_1(\tilde{x}_2(\alpha_1))$. Since the function $\Phi_1(\cdot)$ is decreasing, it follows that $\tilde{x}_2 < \tilde{x}_2(\alpha_1)$ if and only if $\alpha_1 < \alpha_1^c$. If $v_1\left(S_{in} - \frac{D_2}{D} \tilde{x}_2, +\infty\right) \geq D_1$, we deduce that $h_1(\alpha_1) > 0$ for all $\alpha_1 \geq 0$. Similarly, we conclude that $\tilde{x}_2 < \tilde{x}_2(\alpha_1)$ for all $\alpha_1 \geq 0$. The case $D_1 \tilde{x}_1 < D_2 \tilde{x}_2$ can be proved in the same manner. \square

As a corollary of Theorem 1, we obtain the following result:

Proposition 8. Assume that (P1), (P2) and (38) hold.

1. Blue positive steady states are unstable. If $\alpha_1 < 1$ and $\alpha_2 < 1$ hold, or $D_1 = D_2 = D$, then red positive steady states are LES, that is to say, positive steady states are alternatively unstable and LES.
2. If $\alpha_1 < \alpha_1^c$ and $\alpha_2 < \alpha_2^c$ hold, then Case 1 holds, so that the system can have generically an odd number of positive steady states, while \mathcal{E}_1 and \mathcal{E}_2 are unstable. The positive steady states at the left-hand end and right-hand end are red. If, in addition, $\alpha_1 < D_2/D_1$ and $\alpha_2 < D_1/D_2$ hold, then the positive steady state is unique.
3. If $\alpha_1 > \alpha_1^c$ and $\alpha_2 > \alpha_2^c$ hold, then Case 2 holds, so that the system can have generically an odd number of positive steady states, while \mathcal{E}_1 and \mathcal{E}_2 are LES. The positive steady states at the left-hand end and right-hand end are blue. If, in addition, $\alpha_1 > D_2/D_1$ and $\alpha_2 > D_1/D_2$ hold, then \mathcal{E}^* is unique and unstable.
4. If $\alpha_1 < \alpha_1^c$ and $\alpha_2 > \alpha_2^c$ [resp. $\alpha_1 > \alpha_1^c$ and $\alpha_2 < \alpha_2^c$] hold, then Case 3 [resp. Case 4] holds, so that generically the system has no positive steady state or an even number of positive steady states where \mathcal{E}_1 is LES [resp. unstable] and \mathcal{E}_2 is unstable [resp. LES]. The positive steady state at the right-hand [resp. left-hand] end, if it exists, is blue. If, in addition, $\alpha_1 < D_2/D_1$ and $\alpha_2 < D_1/D_2$ hold or $\alpha_1 > D_2/D_1$ and $\alpha_2 > D_1/D_2$ hold, then the system has no positive steady state.

Proof. The formulas (36) show that: the conditions (26) are equivalent to $\alpha_1 < 1$ and $\alpha_2 < 1$; the conditions (27) are equivalent to $\alpha_1 < D_2/D_1$ and $\alpha_2 < D_1/D_2$; the conditions (28) are equivalent to $\alpha_1 > D_2/D_1$ and $\alpha_2 > D_1/D_2$. Moreover, Lemma 3 shows that: Case 1 is equivalent to $\alpha_1 < \alpha_1^c$ and $\alpha_2 < \alpha_2^c$; Case 2 is equivalent to $\alpha_1 > \alpha_1^c$ and $\alpha_2 > \alpha_2^c$; Case 3 is equivalent to $\alpha_1 < \alpha_1^c$ and $\alpha_2 > \alpha_2^c$; Case 4 is equivalent to $\alpha_1 > \alpha_1^c$ and $\alpha_2 < \alpha_2^c$. Therefore, Theorem 1 applies and gives the result. \square

For more clarity, let us summarize in Tables the various cases which were encountered in Proposition 8. Without loss of generality, we can assume that $D_1 < D_2$. If $D_2\tilde{x}_2 < D_1\tilde{x}_1$ then $\alpha_2^c < D_1/D_2 < 1 < D_2/D_1 < \alpha_1^c$, and the results of Proposition 8 are given in Table 2.

$D_2\tilde{x}_2 < D_1\tilde{x}_1$	$0 \leq \alpha_1 < 1$	$1 < \alpha_1 < D_2/D_1$	$D_2/D_1 < \alpha_1 < \alpha_1^c$	$\alpha_1^c < \alpha_1$
$0 \leq \alpha_2 < \alpha_2^c$	Case 1.aS	Case 1.a	Case 1	Case 4
$\alpha_2^c < \alpha_2 < D_1/D_2$	Case 3.a	Case 3.a	Case 3	Case 2
$D_1/D_2 < \alpha_2 < 1$	Case 3S	Case 3	Case 3.a	Case 2.a
$1 < \alpha_2$	Case 3	Case 3	Case 3.a	Case 2.a

Table 2: Existence and stability of steady states of (37) according to α_i , $i = 1, 2$, when $D_2\tilde{x}_2 < D_1\tilde{x}_1$. The suffix S added to a Case means that red positive steady states are stable: Case 1.aS means that the unique positive steady state is stable; Case 3S means that all possible red positive steady states of Case 3 are stable.

If $D_2\tilde{x}_2 > D_1\tilde{x}_1$ then four cases must be distinguished:

$$\begin{aligned} D_1/D_2 < \alpha_2^c < 1 \text{ and } 1 < \alpha_1^c < D_2/D_1, & \quad D_1/D_2 < 1 < \alpha_2^c \text{ and } 1 < \alpha_1^c < D_2/D_1, \\ D_1/D_2 < \alpha_2^c < 1 \text{ and } \alpha_1^c < 1 < D_2/D_1, & \quad D_1/D_2 < 1 < \alpha_2^c \text{ and } \alpha_1^c < 1 < D_2/D_1. \end{aligned}$$

We consider only the last case, the other ones can be discussed similarly. The results of Proposition 8 are given in Table 3.

$D_2\tilde{x}_2 > D_1\tilde{x}_1$	$0 \leq \alpha_1 < \alpha_1^c$	$\alpha_1^c < \alpha_1 < 1$	$1 < \alpha_1 < D_2/D_1$	$D_2/D_1 < \alpha_1$
$0 \leq \alpha_2 < D_1/D_2$	Case 1.aS	Case 4.a	Case 4.a	Case 4
$D_1/D_2 < \alpha_2 < 1$	Case 1S	Case 4S	Case 4	Case 4.a
$1 < \alpha_2 < \alpha_2^c$	Case 1	Case 4	Case 4	Case 4.a
$\alpha_2^c < \alpha_2$	Case 3	Case 2	Case 2	Case 2.a

Table 3: Existence and stability of steady states of (37) according to α_i , $i = 1, 2$, when $D_2\tilde{x}_2 > D_1\tilde{x}_1$. The suffix S added to a Case means that red positive steady states are stable.

When the dilutions rates are equal $D_1 = D_2 = D$, we have only two cases to consider: If $\tilde{x}_2 < \tilde{x}_1$, then $\alpha_2^c < 1 < \alpha_1^c$, so that the results of Proposition 8 are given in Table 4.

$\tilde{x}_2 < \tilde{x}_1$	$0 \leq \alpha_1 < 1$	$1 < \alpha_1 < \alpha_1^c$	$\alpha_1^c < \alpha_1$
$0 \leq \alpha_2 < \alpha_2^c$	Case 1.aS	Case 1S	Case 4S
$\alpha_2^c < \alpha_2 < 1$	Case 3.a	Case 3S	Case 2S
$1 < \alpha_2$	Case 3S	Case 3.a	Case 2.a

Table 4: Existence and stability of steady states of (37) according to α_i , $i = 1, 2$, when $D_1 = D_2 = D$ and $\tilde{x}_2 < \tilde{x}_1$. The suffix S added to a Case means that red positive steady states are stable.

If $\tilde{x}_2 > \tilde{x}_1$, then $\alpha_1^c < 1 < \alpha_2^c$, so that the results of Proposition 8 are given in Table 5.

5.2. No interspecific competition : the steady-state characteristic

In this section, we compare our results with those obtained by Lobry et al. [34, 35] in the case of (37) where only the intraspecific competition is taken into account, that is to say $\alpha_1 = \alpha_2 = 0$. Following these authors, we use the *steady-state characteristic* to describe the steady states of the system. We begin by recalling the definition of the

$\tilde{x}_2 > \tilde{x}_1$	$0 \leq \alpha_1 < \alpha_1^c$	$\alpha_1^c < \alpha_1 < 1$	$1 < \alpha_1$
$0 \leq \alpha_2 < 1$	Case 1.aS	Case 4.a	Case 4S
$1 < \alpha_2 < \alpha_2^c$	Case 1S	Case 4S	Case 4.a
$\alpha_2^c < \alpha_2$	Case 3S	Case 2S	Case 2.a

Table 5: Existence and stability of steady states of (37) according to α_i , $i = 1, 2$, when $D_1 = D_2 = D$ and $\tilde{x}_2 > \tilde{x}_1$. The suffix S added to a Case means that red positive steady states are stable.

break-even concentrations. By (P2), the function $S \mapsto v_i(S, 0)$ is increasing. Hence, if $D_i < v_i(+\infty, 0)$ then there exists a unique value λ_i (called the *break-even concentration*) such that

$$v_i(\lambda_i, 0) = D_i, \quad i = 1, 2. \quad (40)$$

If $D_i \geq v_i(+\infty, 0)$, we let $\lambda_i = +\infty$. In order to determine the condition of existence of steady states, we consider the function $S \mapsto x = M_i(S)$ defined by the equation $v_i(S, x) = D_i$. More precisely, by (P2), the function $x \mapsto v_i(S, x)$ is decreasing. Let $S \geq \lambda_i$. Then $v_i(S, 0) \geq D_i$. If $v_i(S, +\infty) < D_i$ then there exists a unique $x = M_i(S) \geq 0$ such that

$$v_i(S, x) = D_i \iff x = M_i(S), \text{ for } S \geq \lambda_i. \quad (41)$$

Notice that the function

$$M_i : I_i \longrightarrow [0 + \infty), \quad I_i = [\lambda_i, \lambda'_i)$$

is defined for $S \in [\lambda_i, \lambda'_i)$ where $\lambda'_i > \lambda_i$ is defined as follows: if equation $D_i = v_i(S, +\infty)$ has a solution then λ'_i is that solution, that is $v_i(\lambda'_i, +\infty) = D_i$ and if $D_i > v_i(S, +\infty)$ for all $S > 0$ then $\lambda'_i = +\infty$. Notice that the function $M_i(\cdot)$ is increasing and satisfies $M_i(\lambda_i) = 0$ and $M_i(\lambda'_i) = +\infty$. Let $\Gamma_i : I_i \rightarrow [0 + \infty)$, $i = 1, 2, 3$ defined by

$$\Gamma_1(S) = \frac{D_1}{D} M_1(S), \quad \Gamma_2(S) = \frac{D_2}{D} M_2(S), \quad \Gamma_3(S) = \frac{D_1}{D} M_1(S) + \frac{D_2}{D} M_2(S).$$

The graphs of these functions are denoted by C_i , $i = 1, 2, 3$. Let us denote by C_0 the positive semi S -axis.

Definition 2. The steady-state characteristic is $C = C_0 \cup C_1 \cup C_2 \cup C_3$, the reunion of the curves C_i , $i = 0, 1, 2, 3$.

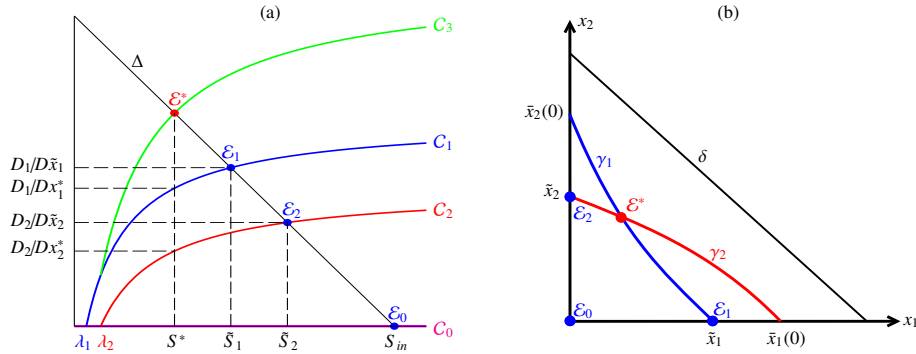


Figure 6: The case $\alpha_1 = \alpha_2 = 0$: (a) the steady-state characteristic, (b) condition of existence and uniqueness of the positive steady state.

The name of this set follows from the property that the values of S at steady states are obtained simply at the intersection of the steady-state characteristic C with the graph Δ of the affine function $S \mapsto S_{in} - S$ (see Figure 6(a)). More precisely, we have the following result:

Proposition 9. The intersection $S = S_{in}$ of Δ with C_0 is the S -component of the washout $E_0 = (S_{in}, 0, 0)$.

The intersection $S = \tilde{S}_i$ of Δ with C_i , $i = 1, 2$ is the S -component of the boundary steady state E_i . The x_i component of this steady state is given by

$$\tilde{x}_i = M_i(\tilde{S}_i). \quad (42)$$

This intersection exists if and only if $S_{in} > \lambda_i$ which is equivalent to (38). It is unique if it exists.

The intersection $S = S^*$ of Δ with C_3 , is the S -component of the positive steady state \mathcal{E}^* . The x_1 and x_2 components of this steady state are given by

$$x_1^* = M_1(S^*), \quad x_2^* = M_2(S^*). \quad (43)$$

This intersection exists if and only if

$$S_{in} - \tilde{\lambda} > \frac{D_1}{D} M_1(\tilde{\lambda}) + \frac{D_2}{D} M_2(\tilde{\lambda}) \quad (44)$$

where $\tilde{\lambda} = \max(\lambda_1, \lambda_2)$. It is unique if it exists.

Proof. In the particular case $\mu_i(S, x_i, x_j) = \nu_i(S, x_i)$, the equations (8,9) giving a boundary steady state \mathcal{E}_i , $i = 1, 2$ become

$$D(S_{in} - \tilde{S}_i) = D_i \tilde{x}_i, \quad \nu_i(\tilde{S}_i, \tilde{x}_i) = D_i.$$

Therefore, using the notation (41), we must have (42) and $S = \tilde{S}_i$ is a solution of

$$S_{in} - S = \frac{D_i}{D} M_i(S).$$

Thus, \tilde{S}_i is the S -component of the intersection of Δ with C_i , $i = 1, 2$. Since $\tilde{S}_i > \lambda_i$, \mathcal{E}_i exists if and only if $S_{in} > \lambda_i$, that is to say (38) holds. Since the function Γ_i is increasing, this intersection is unique if it exists.

Similarly, the equations (14,15,16) giving a positive steady state \mathcal{E}^* , become

$$D(S_{in} - S) = D_1 x_1 + D_2 x_2, \quad \nu_1(S, x_1) = D_1, \quad \nu_2(S, x_2) = D_2.$$

Therefore, using the notation (41), we must have (43) and $S = S^*$ must be a solution of

$$S_{in} - S = \frac{D_1}{D} M_1(S) + \frac{D_2}{D} M_2(S).$$

Thus, S^* is the S -component of the intersection of Δ with C_3 . Since $S^* > \tilde{\lambda} = \max(\lambda_1, \lambda_2)$, \mathcal{E}^* exists if and only if (44) holds. Since the function Γ_3 is increasing, this intersection is unique if it exists. \square

The formulas (42) and (43) show that the component \tilde{x}_i of \mathcal{E}_i and the components x_1^* and x_2^* of \mathcal{E}^* are given as in Figure 6(a). The condition (44) of existence of the positive steady state \mathcal{E}^* was obtained by Lobry et al. [34, 35] in the particular case $D_1 = D_2 = D$. Let us show that this condition is equivalent to Case 1 considered in the present paper, that is to say, see Figure 6(b):

$$\bar{x}_1(0) > \tilde{x}_1 \quad \text{and} \quad \bar{x}_2(0) > \tilde{x}_2. \quad (45)$$

Recall that \tilde{x}_i and $\bar{x}_i(0)$, $i = 1, 2$ are the solutions of (39). Hence we have

$$\nu_i\left(S_{in} - \frac{D_i}{D} \tilde{x}_i, \tilde{x}_i\right) = D_i, \quad \nu_j\left(S_{in} - \frac{D_j}{D} \bar{x}_j(0), 0\right) = D_j, \quad i = 1, 2, \quad j = 1, 2, \quad i \neq j. \quad (46)$$

Notice that according to Proposition 8, if Case 1 holds, the positive steady state is unique and LES, since in the particular case of this section, $\alpha_1 = 0$ and $\alpha_2 = 0$, so that conditions $\alpha_1 < 1$, $\alpha_2 < 1$, $\alpha_1 < D_2/D_1$ and $\alpha_2 < D_1/D_2$ are satisfied.

Lemma 4. The conditions (44) and (45) are both equivalent to

$$\nu_1\left(\lambda_2, \frac{D}{D_1}(S_{in} - \lambda_2)\right) < D_1 \quad \text{and} \quad \nu_2\left(\lambda_1, \frac{D}{D_2}(S_{in} - \lambda_1)\right) < D_2. \quad (47)$$

Proof. Without loss of generality, one may assume that $\lambda_1 < \lambda_2$. So, the condition (44) is equivalent to

$$S_{in} - \lambda_1 > S_{in} - \lambda_2 > \frac{D_1}{D} M_1(\lambda_2) > 0. \quad (48)$$

Since the functions $x \mapsto v_i(\lambda_j, x)$ are decreasing and by definition (41) of the function M_1 , condition (48) is equivalent to

$$\begin{cases} v_1\left(\lambda_2, \frac{D}{D_1}(S_{in} - \lambda_2)\right) - D_1 < v_1(\lambda_2, M_1(\lambda_2)) - D_1 = 0 \\ v_2\left(\lambda_1, \frac{D}{D_2}(S_{in} - \lambda_1)\right) - D_2 < v_2(\lambda_1, 0) - D_2 < v_2(\lambda_2, 0) - D_2 = 0, \end{cases}$$

which is the same as (47). For the proof of the equivalence of (45) and (47), we recall that the function $\psi_i(x_i)$ defined by (12) which becomes now

$$\psi_i(x_i) = v_i\left(S_{in} - \frac{D_i}{D}x_i, x_i\right) - D_i, \quad i = 1, 2$$

vanishes at \tilde{x}_i and is decreasing. As $\tilde{x}_i(0)$ is the unique solution of (46), it follows from definition (40) of the break-even concentration λ_i that $\tilde{x}_i(0) = \frac{D}{D_i}(S_{in} - \lambda_j)$. Therefore, condition (45) is equivalent to

$$v_2\left(\lambda_1, \frac{D}{D_2}(S_{in} - \lambda_1)\right) - D_2 = \psi_2(\tilde{x}_2(0)) < \psi_2(\tilde{x}_2) = 0$$

and

$$v_1\left(\lambda_2, \frac{D}{D_1}(S_{in} - \lambda_2)\right) - D_1 = \psi_1(\tilde{x}_1(0)) < \psi_1(\tilde{x}_1) = 0.$$

Hence, condition (45) is equivalent to condition (47). \square

5.3. Modified Monod function

We assume that the growth function v_i is the modified Monod function

$$v_i(S, x) = \frac{m_i S}{k_i + S + \beta_i x}, \quad i = 1, 2, \quad (49)$$

where m_i denotes the maximum growth rate, k_i the half-saturation constant, and β_i the inhibition factor for the growth of the species i due to intra- and interspecific competition. This function contains both Monod's and Contois's functions as special cases (Roques et al. [38], Borja et al. [3]) and it was introduced in ecology by DeAngelis et al. [6] and by Beddington [2]. Such function is currently used in anaerobic digestion when the growth of a species is limited by one substrate while it is inhibited by another (cf. [49]). This growth function (49) satisfies the hypothesis (P1) and (P2), as is easily checked. Straightforward calculations show that equations $f_1(x_1, x_2) = 0$ and $f_2(x_1, x_2) = 0$ define straight lines

$$\begin{aligned} x_2 &= \frac{[DD_1(k_1 + S_{in}) - Dm_1S_{in}] + [D_1(D\beta_1 - D_1) + m_1D_1]x_1}{D_1(D_2 - D\beta_1\alpha_1) - m_1D_2}, \\ x_2 &= \frac{[DD_2(k_2 + S_{in}) - Dm_2S_{in}] + [D_2(D\beta_2\alpha_2 - D_1) + m_2D_1]x_1}{D_2(D_2 - D\beta_2 - m_2)}. \end{aligned}$$

Hence, these straight lines can have at most one intersection point. Therefore, the system can have at most one positive steady state, that is to say, Cases 1.b, 2.b, 3.b or 4.b depicted in Figures 2 and 3 are excluded. We have

$$\bar{x}_j(\alpha_i) = \frac{D[D_i(k_i + S_{in}) - m_iS_{in}]}{D_i(D_j - D\beta_i\alpha_i) - m_iD_j}, \quad \tilde{x}_i = \frac{D}{D_i} \frac{[D_i(k_i + S_{in}) - m_iS_{in}]}{D_i - D\beta_i - m_i}, \quad \alpha_i^c = \frac{m_i(DS_{in} - D_j\tilde{x}_j) - D_i(D(k_i + S_{in}) - D_j\tilde{x}_j)}{DD_i\beta_i\tilde{x}_j}.$$

Therefore, the results of Proposition 8 assert that for (37) where the v_i are given by (49), the existence and stability of the positive steady states are as in Table 6. Numerical simulations using this function will be given in Section 7.

	$0 \leq \alpha_1 < \alpha_1^c$	$\alpha_1^c < \alpha_1$
$0 \leq \alpha_2 < \alpha_2^c$	Case 1.a	Case 4.a
$\alpha_2^c < \alpha_2$	Case 3.a	Case 2.a

Table 6: Existence and stability of steady states of (37) according to α_i , $i = 1, 2$, when the v_i are given by (49). If, in addition, $D_1 = D_2 = D$ then Case 1.a should be replaced by Case 1.aS, that is, the positive steady state is stable.

6. Operating diagram

In the following, we consider the system (4) when $D_1 = D_2 = D$. The aim of this section is to show the operating diagram that depicts regions in the (S_{in}, D) -plane in which the system behavior changes by varying the two control parameters S_{in} and D . All others parameters have biological meaning and they must be fixed since they depend on the organisms and substrate considered. Let Υ_i be the curve of equation $D = \mu_i(S_{in}, 0, 0)$, $i = 1, 2$,

$$\Upsilon_i = \{(S_{in}, D) : D = \mu_i(S_{in}, 0, 0)\}.$$

Recall that \tilde{x}_i and \bar{x}_i are defined as the solutions of (11) and (22), respectively. These equations become now

$$\mu_i(S_{in} - \tilde{x}_i, \tilde{x}_i, 0) = D, \quad \mu_j(S_{in} - \bar{x}_i, 0, \bar{x}_i) = D, \quad i = 1, 2, \quad j = 1, 2, \quad i \neq j.$$

Therefore, \tilde{x}_i and \bar{x}_i depend on the operating parameters S_{in} and D . We denote them by $\tilde{x}_i(S_{in}, D)$ and $\bar{x}_i(S_{in}, D)$. Define the sets

$$\Upsilon_i^c = \{(S_{in}, D) : \tilde{x}_i(S_{in}, D) = \bar{x}_i(S_{in}, D)\},$$

which are curves in the generic case. If the curves Υ_i , $i = 1, 2$ intersect in a point (S_{in}^*, D^*) of the plane, then one has

$$\mu_1(S_{in}^*, 0, 0) = \mu_2(S_{in}^*, 0, 0) = D^*. \quad (50)$$

From (50), we deduce that

$$\tilde{x}_i(S_{in}^*, D^*) = 0 \quad \text{and} \quad \bar{x}_i(S_{in}^*, D^*) = 0, \quad i = 1, 2.$$

Therefore, the point (S_{in}^*, D^*) belongs to the sets Υ_i^c , $i = 1, 2$. Hence, if Υ_i , $i = 1, 2$ intersect in a point of (S_{in}, D) -plane, then the curves Υ_i^c intersect in the same point.

In the rest of this section, we restrict our attention to (37) where $D_1 = D_2 = D$ and the v_i are given by (49). In this case, the set Υ_i^c is the curve of function $D = D_i^c(S_{in})$ given by

$$D_i^c(S_{in}) = \frac{\eta_0 S_{in} + \eta_1}{\eta_2 S_{in} + \eta_3} \quad (51)$$

where

$$\eta_0 = \alpha_j \beta_j m_i - \beta_i m_j, \quad \eta_1 = k_j m_i - k_i m_j, \quad \eta_2 = \alpha_j \beta_j - \beta_i, \quad \eta_3 = \alpha_j \beta_j k_i - \beta_i k_j - k_i + k_j.$$

For the plot of the operating diagram, we must fix all biological parameters. The parameter values used for the simulations are provided in Table 7.

Parameter	m_1	k_1	m_2	k_2	β_1	β_2	α_1	α_2
Figure 7(a)	4	1.5	2.2	2	1.2	0.2	0	0
Figure 7(b)							0.7	0
Figures 7(c) and 10							0.7	1.73
Figure 7(d)							0.7	2.5
Figure 8(a)	2.5	1.5	1.2	0.2	1	2	0	0
Figure 8(b)							3.8	0.27
Figures 8(c) and 11							4.58	0.27
Figure 8(d)							4.58	0.35
Figure 9(a)	2.5	1.5	1.2	0.2	0.3	0.35	0	0
Figure 9(b)					0.1	0.06		
Figure 9(c)					0.01	0.01		
Figure 9(d)					0	0		

Table 7: Parameter values used for (37) where $D_1 = D_2 = D$ and the v_i are given by (49).

Figure 7 illustrates the case where the curves Υ_1 and Υ_2 do not intersect. In this case, the curves Υ_i and Υ_i^c , $i = 1, 2$ separate the operating plane (S_{in}, D) in at most six regions, labeled as \mathcal{I}_k , $k = 0, \dots, 5$. All regions appear in Figure 7(c). The regions \mathcal{I}_4 and \mathcal{I}_5 are empty in case (a) and the regions \mathcal{I}_4 and \mathcal{I}_3 are empty in case (b) and (d), respectively.

The transition from the region \mathcal{I}_0 to the region \mathcal{I}_1 by the curve Υ_1 corresponds to a saddle-node bifurcation making the steady state \mathcal{E}_0 unstable (saddle point) with the appearance of an LES steady state \mathcal{E}_1 . The transition from the region \mathcal{I}_1 to the region \mathcal{I}_2 by the curve Υ_2 corresponds to the appearance of an unstable steady state \mathcal{E}_2 by a bifurcation with a saddle point \mathcal{E}_0 . The transition from the region \mathcal{I}_2 to the region \mathcal{I}_3 by the curve Υ_1^c corresponds to a saddle-node bifurcation making the steady state \mathcal{E}_1 unstable with the appearance of an LES steady state \mathcal{E}^* . The transition from the region \mathcal{I}_2 to the region \mathcal{I}_4 by the curve Υ_2^c corresponds to a saddle-node bifurcation making the steady state \mathcal{E}_2 LES with the appearance of an unstable steady state \mathcal{E}^* . In this blue region \mathcal{I}_4 , the system exhibits bi-stability of \mathcal{E}_1 and \mathcal{E}_2 . The transition from the region \mathcal{I}_3 to the region \mathcal{I}_5 by the curve Υ_2^c corresponds to a saddle-node bifurcation of \mathcal{E}_2 and \mathcal{E}^* making the steady state \mathcal{E}_2 LES with disappearance of the steady state \mathcal{E}^* . The transition from the region \mathcal{I}_4 to the region \mathcal{I}_5 by the curve Υ_1^c corresponds to a saddle-node bifurcation of \mathcal{E}_1 and \mathcal{E}^* making the steady state \mathcal{E}_1 unstable with disappearance of the steady state \mathcal{E}^* .

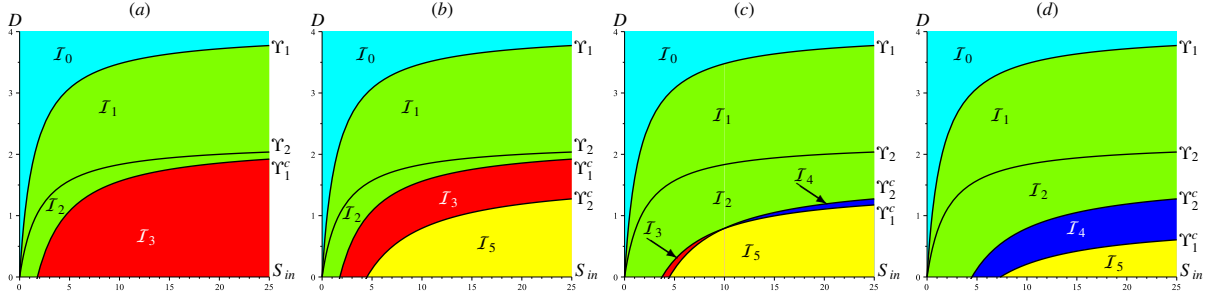


Figure 7: Operating diagrams of (37) where $D_1 = D_2 = D$ and the v_i are given by (49) and the curves Υ_i do not intersect. The pictures show the occurrence of the bi-stability region \mathcal{I}_4 and the disappearance of the coexistence region \mathcal{I}_3 when α_i increase. In this figure and in Figures 8 and 9, cyan color represents the region of washout (\mathcal{E}_0 is GAS), red color represents the region of coexistence (\mathcal{E}^* is GAS), blue color represents the region of bi-stability (\mathcal{E}_1 and \mathcal{E}_2 are LES), green [resp. yellow] color represents a region of competitive exclusion (\mathcal{E}_1 [resp. \mathcal{E}_2] is GAS).

Table 8 shows the existence and stability of steady states \mathcal{E}_0 , \mathcal{E}_1 , \mathcal{E}_2 and \mathcal{E}^* in the regions \mathcal{I}_k , $k = 0, \dots, 5$, of the operating diagram, in Figure 7.

Region	\mathcal{E}_0	\mathcal{E}_1	\mathcal{E}_2	\mathcal{E}^*
$(S_{in}, D) \in \mathcal{I}_0$	S			
$(S_{in}, D) \in \mathcal{I}_1$	U	S		
$(S_{in}, D) \in \mathcal{I}_2$	U	S	U	
$(S_{in}, D) \in \mathcal{I}_3$	U	U	U	S
$(S_{in}, D) \in \mathcal{I}_4$	U	S	S	U
$(S_{in}, D) \in \mathcal{I}_5$	U	U	S	

Table 8: Existence and local stability of steady states according to regions in the operating diagram of Figure 7, when the curves Υ_i do not intersect.

Figure 7(a) illustrates the operating diagram in the particular case studied by Lobry et al. [32, 34, 35] where $\alpha_1 = \alpha_2 = 0$ (only the intraspecific competition terms are taken into account, see Section 5.2). In this case, if $D < \min(m_1, m_2)$ then, according to (44), coexistence occurs when S_{in} is large enough. This result is illustrated by the red region of coexistence \mathcal{I}_3 in Figure 7(a). In order to maintain the coexistence of species, the ideal control parameter values of D and S_{in} should be chosen in \mathcal{I}_3 . Figure 7 shows how this region of coexistence changes and even disappears when interspecific competition is added in the model. For instance, if the first species interspecific coefficient $\alpha_1 = 0.7$ is fixed, then varying the second species interspecific coefficient α_2 leads to a reduction of the coexistence region \mathcal{I}_3 until the occurrence of bi-stability region \mathcal{I}_4 , followed by the disappearance of the coexistence region \mathcal{I}_3 (see Figure 7(a-b-c-d)).

The case where curves Υ_1 and Υ_2 intersect is illustrated in Figure 8. We see in this figure that the curves Υ_i and Υ_i^c , $i = 1, 2$ separate the operating plane (S_{in}, D) in seven regions, labeled as \mathcal{I}_k , $k = 0, \dots, 6$, see Figure 8(c). In Figure 8(a-b) [resp. (d)], the region \mathcal{I}_5 [resp. \mathcal{I}_4] is empty. Table 9 summarizes the existence and stability of steady states in these regions.

Region	\mathcal{E}_0	\mathcal{E}_1	\mathcal{E}_2	\mathcal{E}^*
$(S_{in}, D) \in \mathcal{I}_0$	S			
$(S_{in}, D) \in \mathcal{I}_1$	U		S	
$(S_{in}, D) \in \mathcal{I}_2$	U	S		
$(S_{in}, D) \in \mathcal{I}_3$	U	S	U	
$(S_{in}, D) \in \mathcal{I}_4$	U	U	U	S
$(S_{in}, D) \in \mathcal{I}_5$	U	S	S	U
$(S_{in}, D) \in \mathcal{I}_6$	U	U	S	

Table 9: Existence and local stability of steady states according to regions in the operating diagram of Figure 8, when the curves Υ_i and Υ_i^c intersect.

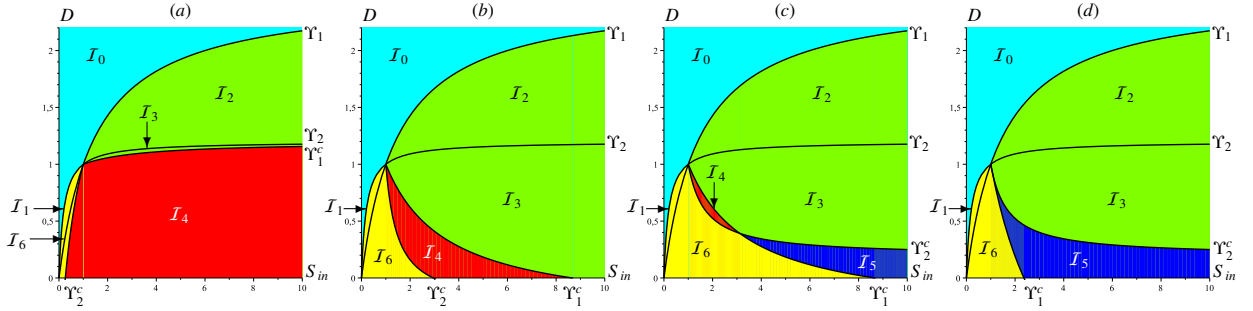


Figure 8: Operating diagrams of (37) where $D_1 = D_2 = D$ and the v_i are given by (49) and the curves Υ_i intersect. The pictures show the occurrence of the bi-stability region \mathcal{I}_4 and the disappearance of the coexistence region \mathcal{I}_3 when α_1 and α_2 increase.

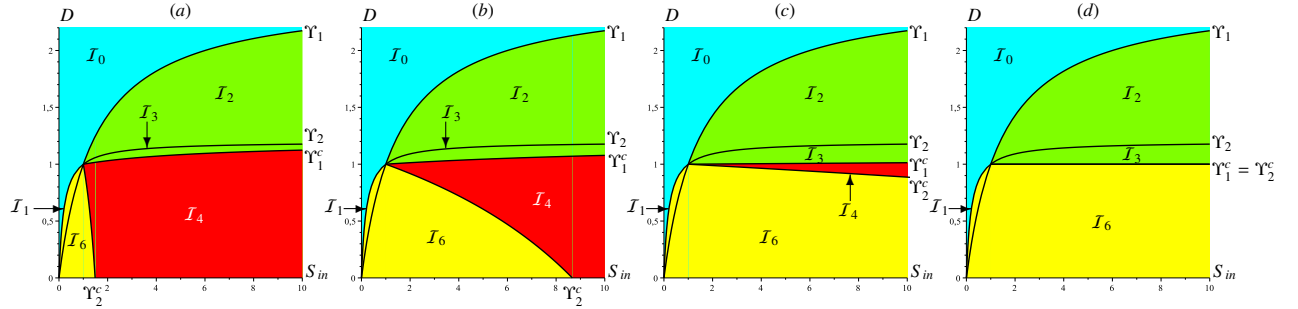


Figure 9: Operating diagrams of (37) where $D_1 = D_2 = D$ and the v_i are given by (49) and the curves Υ_i intersect. The pictures show the deformation when β_1 and β_2 diminish, of the coexistence region \mathcal{I}_4 in Figure 8(a), and its disappearance in the limiting case $\beta_1 = \beta_2 = 0$ (panel d).

In the particular case $\alpha_1 = \alpha_2 = 0$, from definition (51) of $D_i^c(\cdot)$, it follows that

$$\lim_{S_{in} \rightarrow +\infty} D_i^c(S_{in}) = m_j.$$

Figure 8(a) illustrates the operating diagram in the particular case $\alpha_1 = \alpha_2 = 0$. Recall that D^* is defined by (50). If $D < D^*$ [resp. $D^* < D < \min(m_1, m_2)$], then increasing S_{in} leads to the occurrence of an LES steady state \mathcal{E}^* by a saddle-node bifurcation with the steady state \mathcal{E}_2 [resp. \mathcal{E}_1]. If $D > \min(m_1, m_2)$, the coexistence cannot occur for any value of the input nutrient concentration S_{in} . Similarly to the previous case when the curves Υ_i do not intersect, increasing the interspecific competition parameters α_i introduces the bi-stability region \mathcal{I}_5 of boundary steady states \mathcal{E}_i , $i = 1, 2$ and disappears the coexistence region \mathcal{I}_4 (see Figure 8).

Figure 9 shows how the coexistence region \mathcal{I}_4 is reduced when the intraspecific competition terms β_i decrease to zero. In the limit case $\beta_1 = \beta_2 = 0$, we obtain the operating diagram of the classical chemostat competition model which exhibits competitive exclusion, where only the species with the lowest break-even concentration survives (see Figure 9(d)). In this limit case $\beta_1 = \beta_2 = 0$, it follows from (51) that the curves Υ_i^c of function $D = D_i^c(S_{in})$, $i = 1, 2$ correspond simply to the straight line of equation

$$D = \frac{k_1 m_2 - k_2 m_1}{k_1 - k_2}.$$

7. Numerical simulations

7.1. Modified Monod function

In this section, we consider again (37) where $D_1 = D_2 = D$ and the ν_i are given by (49). Recall that the existence and stability of the steady states are summarized in Table 6, according to interspecific competition terms of two species α_i , $i = 1, 2$. We plot the solutions of the corresponding reduced (32) in the variables x_1 and x_2 . In order to illustrate the results of the previous section, we perform the simulations for the same biological parameter values that were considered for the plots of operating diagrams.

Consider the case where the curves Υ_i do not intersect (see Figure 7(c)). We choose first $(S_{in}, D) = (6.5, 0.46) \in \mathcal{I}_3$. In this case, Figure 10(a) illustrates the global convergence to the unique positive steady state $E^* \approx (2.393, 3.191)$ which is GAS in the interior of M . This case corresponds to Case 1.aS in Table 6, or equivalently, $\alpha_1 < \alpha_1^c$ and $\alpha_2 < \alpha_2^c$. These conditions can be checked in Table 10. This Table summarizes the control parameter values S_{in} and D or equivalently the interspecific competition terms α_i and their critical values α_i^c in each case of Figure 10.

	(S_{in}, D)	Region	α_1	α_1^c	α_2	α_2^c	$\bar{x}_1(0)$	$\bar{x}_1(\alpha_2)$	\bar{x}_1	$\bar{x}_2(0)$	$\bar{x}_2(\alpha_1)$	\bar{x}_2
Figure 10(a)	(6.5, 0.46)	\mathcal{I}_3	0.7	0.72	1.73	1.79	5.97	5.47	5.45	6.3	5.69	5.67
Figure 10(b)	(6.5, 1)	\mathcal{I}_2	0.7	1.12	1.73	0.77	4.83	3.75	4.29	6	4.69	4.14
Figure 10(c)	(20, 0.9)	\mathcal{I}_5	0.7	0.56	1.73	2.04	18.61	15.02	14.51	19.56	15.73	16.35
Figure 10(d)	(20, 1.16)	\mathcal{I}_4	0.7	0.68	1.73	1.64	17.77	12.82	13.01	19.39	14.43	14.53
Figure 11(a)	(1.9, 0.6)	\mathcal{I}_4	4.58	4.80	0.27	0.28	1.7	1.1	1.08	1.43	0.58	0.57
Figure 11(b)	(1.9, 0.9)	\mathcal{I}_3	4.58	8.33	0.27	0.15	1.3	0.49	0.68	1.06	0.29	0.19
Figure 11(c)	(1.9, 0.2)	\mathcal{I}_6	4.58	3.82	0.27	0.36	1.86	1.68	1.63	1.77	1.27	1.33
Figure 11(d)	(5, 0.25)	\mathcal{I}_5	4.58	4.42	0.27	0.26	4.95	4.33	4.35	4.83	3.2	3.24

Table 10: Control parameter values and the interspecific competition terms used in Figures 10 and 11.

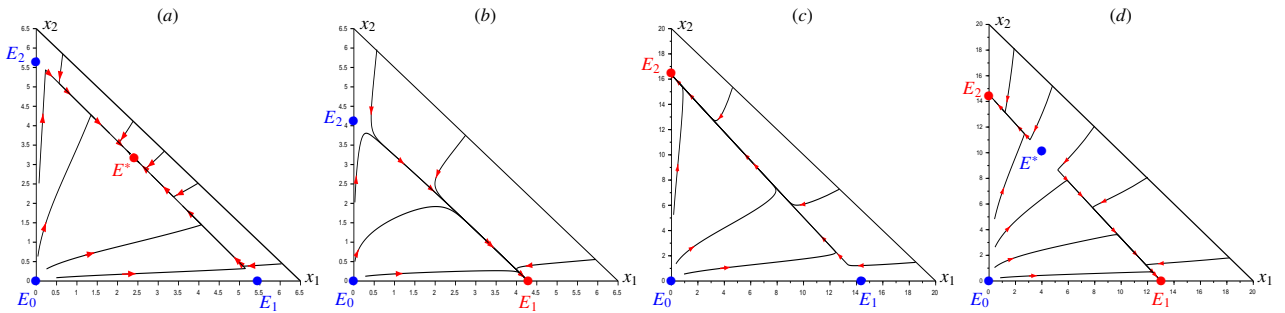


Figure 10: Phase portraits of (32) according to regions in the operating diagram of Figure 7(c): (a) Global convergence to E^* for $(S_{in}, D) \in \mathcal{I}_3$. (b) Global convergence to E_1 for $(S_{in}, D) \in \mathcal{I}_2$. (c) Global convergence to E_2 for $(S_{in}, D) \in \mathcal{I}_5$. (d) Bi-stability of E_1 and E_2 for $(S_{in}, D) \in \mathcal{I}_4$.

Figure 10(b) illustrates the global convergence to E_1 which is GAS in the interior of M when $(S_{in}, D) \in \mathcal{I}_2$. Figure 10(c) illustrates the global convergence to E_2 which is GAS in the interior of M when $(S_{in}, D) \in \mathcal{I}_5$. Figure 10(d) illustrates the bi-stability of E_1 and E_2 which are LES while $E^* \approx (3.952, 10.05)$ and E_0 are unstable when $(S_{in}, D) \in \mathcal{I}_4$. In each case, the coordinate \bar{x}_i of E_i , $i = 1, 2$ is given in Table 10.

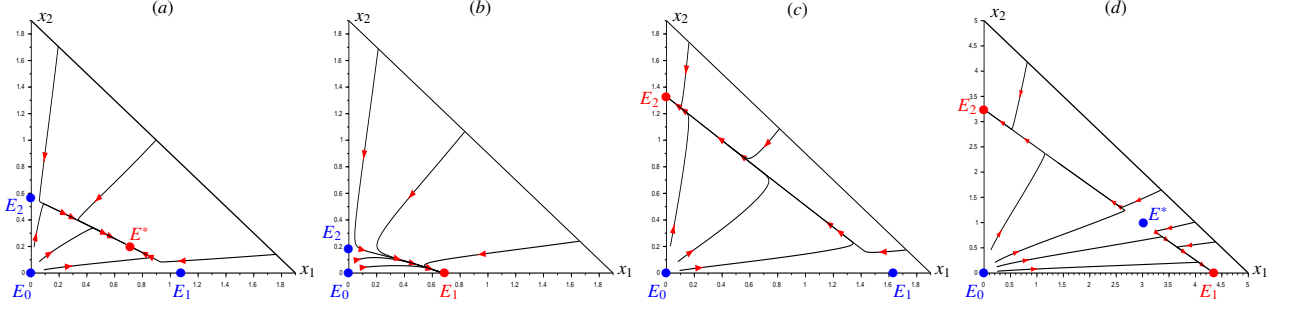


Figure 11: Phase portraits of (32) according to regions in the operating diagram of Figure 8(c): (a) Global convergence to E^* for $(S_{in}, D) \in \mathcal{I}_4$. (b) Global convergence to E_1 for $(S_{in}, D) \in \mathcal{I}_3$. (c) Global convergence to E_2 for $(S_{in}, D) \in \mathcal{I}_6$. (d) Bi-stability of E_1 and E_2 for $(S_{in}, D) \in \mathcal{I}_5$.

In order to show the result found in the operating diagram when the curves Υ_i and Υ_i^c intersect (see Figure 8(c)), we choose first $(S_{in}, D) \in \mathcal{I}_4$. In this case, Figure 11(a) illustrates the global convergence to the unique positive steady state $E^* \approx (0.707, 0.203)$ which is GAS in the interior of M . Figure 11(b) illustrates the global convergence to E_1 which is GAS in the interior of M when $(S_{in}, D) \in \mathcal{I}_3$. Figure 11(c) illustrates the global convergence to E_2 which is GAS in the interior of M when $(S_{in}, D) \in \mathcal{I}_6$. Figure 11(d) illustrates the bi-stability of E_1 and E_2 which are LES while $E^* \approx (3.022, 0.978)$ and E_0 are unstable when $(S_{in}, D) \in \mathcal{I}_5$.

7.2. Generalized Monod function

In this section, the existence of two positive steady states of (32) is illustrated with the following density-dependent growth rates, which are the product of a Monod function in S by a decreasing function of x :

$$v_i(S, x) = \frac{m_i S}{k_i + S} \frac{1}{1 + \beta_i x}, \quad i = 1, 2. \quad (52)$$

Such functions are currently used in biotechnology as the study of a syntrophic relationship in the anaerobic digestion process [41, 42]. We easily check that these functions (52) satisfy the properties (P1) and (P2). We succeeded in finding a set of parameters where there exist two positive steady states E^* and E^{**} as provided in Table 11.

Parameter	m_1	k_1	m_2	k_2	β_1	β_2	D	S_{in}	α_1	α_1^c	α_2	α_2^c	$\bar{x}_1(\alpha_2)$	\bar{x}_1	$\bar{x}_2(\alpha_1)$	\bar{x}_2
Figure 12	5.5	2	4.5	2.2	0.1	0.2	1.5	4.5	3.74	3.75	0.045	0.041	3.349	3.354	2.376	2.373

Table 11: Parameter values of (32) with the functions (52) used in Figure 12 where there exist two positive steady states.

Note that condition (45) is satisfied where $\bar{x}_1(0) = 3.4$ and $\bar{x}_2(0) = 3.75$ (see Table 11). Since $\bar{x}_2 < \bar{x}_1$ and the condition $v_1(S_{in} - \bar{x}_2, +\infty) < D$ holds, there exist two critical values α_i^c , $i = 1, 2$ provided in Table 11.

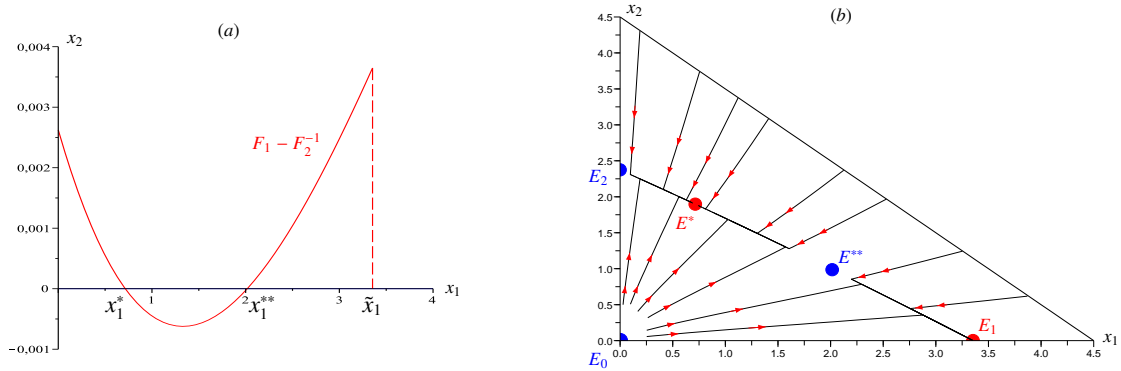


Figure 12: (a) Existence of two positive steady states E^* and E^{**} . (b) Bi-stability of E^* and E_1 .

To illustrate the existence of two positive steady states, we simply represented the function $x_1 \mapsto F_1(x_1) - F_2^{-1}(x_1)$ which vanishes at the abscissas of these two positive steady states (see Figure 12(a)). Figure 12(b) illustrates the Case 3S (see Table 4), that is, $1 < \alpha_1 < \alpha_1^c$ and $\alpha_2^c < \alpha_2 < 1$, where there exist two positive steady states

$$E^* \approx (0.715, 1.896) \quad \text{and} \quad E^{**} \approx (2.017, 0.985).$$

In fact, for $1 < \alpha_1 < \alpha_1^c$ and by varying the parameter α_2 from $\alpha_2 < \alpha_2^c$ to $\alpha_2 > \alpha_2^c$, an unstable positive steady state E^{**} appears with a saddle-node bifurcation when $\alpha_2 = \alpha_2^c$ and then E_1 becomes LES. In this case, the system exhibits bi-stability of E^* and E_1 which are LES while E_0 , E_2 and E^{**} are unstable.

8. Conclusion

In this work, we have analyzed the effect of the intra- and interspecific competition on the coexistence of microbial species in a chemostat. In this context, we have studied the general density-dependent model (4) of two species where the dilution rates are distinct and the growth rates depend on the substrate S and the two species concentrations x_i , $i = 1, 2$. The functions are assumed to be increasing in the substrate S and decreasing in each species concentration x_i , $i = 1, 2$ due to the effect of intra- and interspecific competition.

We give the condition of existence and local stability of all corresponding steady states of (4). We define four numbers \bar{x}_i and \tilde{x}_i , $i = 1, 2$ and, according to their relative positions, we distinguish four cases, (23) and (24), which are qualitatively similar to the cases encountered in the classical Lotka-Volterra competition model. When the intraspecific competition is dominant with respect to interspecific competition there exists at most one positive steady state, that is LES, and the model exhibits the coexistence of the species. Inversely, when the intraspecific competition is dominated by interspecific competition, there exists at most one positive steady state, that is unstable and the model exhibits bi-stability.

In the particular case $D_1 = D_2 = D$, three order model (4) can be reduced to second order model (32), thanks to the mass conservation principle. Moreover, due to Thieme's results [47], the global asymptotic stability of each steady state of (4) is derived from that of reduced model (32).

The density-dependent growth rates (5) are considered and the dependence of the existence and stability of steady states of (37), with respect to the interspecific competition parameters α_i , is investigated. In the particular case of (37) with only the intraspecific competition, that is, $\alpha_1 = 0$ and $\alpha_2 = 0$, our results are compared with those obtained by Lobry et al. [33–35] by using the concept of the steady-state characteristic. More precisely, we show that the existence condition (44) of the positive steady state \mathcal{E}^* , obtained by Lobry et al. [34, 35] in the particular case $D_1 = D_2 = D$, is equivalent to Case 1 or to our condition (47).

The operating diagrams show how regions of coexistence and bi-stability of steady states vary with intra- and interspecific competition. They demonstrate that competition has a significant impact on the maintenance of species coexistence and the protection of the least relevant species among microbial ecosystems. More precisely, increasing the values of interspecific competition terms reduces the region of coexistence and increases the regions of competitive exclusion with the occurrence of a bi-stability region. Indeed, we believe that the originality of our work is to bring out the common effects of the intra- and interspecific competition to explain the emergence of coexistence.

Our study reveals one main characteristic of intra- and interspecific density-dependent model: For small enough interspecific competition terms, there is a stable persistence of two species which can coexist for any positive initial condition. However, if these terms are large enough, the system exhibits bi-stability with the competitive exclusion of one species according to the initial condition. The simulations illustrate the mathematical results demonstrated in the case where the density-dependent growth rates are of modified Monod-type (49) or of generalized Monod-type (52).

Appendix A. Proofs

Proof of Prop. 4. From (21) we deduce that

$$F'_1 = -\frac{\frac{D_1}{D} \frac{\partial \mu_1}{\partial S} - \frac{\partial \mu_1}{\partial x_1}}{\frac{D_2}{D} \frac{\partial \mu_1}{\partial S} - \frac{\partial \mu_1}{\partial x_2}} = -\frac{D_1}{D_2} \frac{\frac{D_1}{D} \frac{\partial \mu_1}{\partial S} - \frac{\partial \mu_1}{\partial x_1}}{\frac{D_1}{D} \frac{\partial \mu_1}{\partial S} - \frac{D_1}{D_2} \frac{\partial \mu_1}{\partial x_2}}. \quad (\text{A.1})$$

Using (27) we deduce that $F'_1 < -\frac{D_1}{D_2}$. From (21) we deduce that

$$F'_2 = -\frac{\frac{D_2}{D} \frac{\partial \mu_2}{\partial S} - \frac{\partial \mu_2}{\partial x_2}}{\frac{D_1}{D} \frac{\partial \mu_2}{\partial S} - \frac{\partial \mu_2}{\partial x_1}} = -\frac{D_2}{D_1} \frac{\frac{D_2}{D} \frac{\partial \mu_2}{\partial S} - \frac{\partial \mu_2}{\partial x_2}}{\frac{D_2}{D} \frac{\partial \mu_2}{\partial S} - \frac{D_2}{D_1} \frac{\partial \mu_2}{\partial x_1}}. \quad (\text{A.2})$$

Using (27) we deduce that $F'_2 < -\frac{D_2}{D_1}$. Consequently, if (27) holds then the curves γ_1 and γ_2 can intersect at most once, since at each intersection point we have

$$F'_1 F'_2 > \left(-\frac{D_1}{D_2}\right) \left(-\frac{D_2}{D_1}\right) = 1.$$

Thus, if Case 1 holds, there is a unique intersection and if Case 3 or Case 4 hold, then there is no intersection. If $\bar{x}_1 < \tilde{x}_1$, then necessarily $\bar{x}_2 > \tilde{x}_2$, so that Case 2 cannot hold.

Similarly, using (A.1), (A.2) and (28) we prove that $F'_1 > -\frac{D_1}{D_2}$ and $F'_2 > -\frac{D_2}{D_1}$. Therefore, if (28) holds then the curves γ_1 and γ_2 can intersect at most once, since at each intersection point we have $F'_1 F'_2 < 1$. Thus, if Case 2 holds, there is a unique intersection and if Case 3 or Case 4 hold, then there is no intersection. If $\bar{x}_1 > \tilde{x}_1$, then necessarily $\bar{x}_2 < \tilde{x}_2$, so that Case 1 cannot hold. \square

For the stability analysis, it is useful to use the change of variables $z = S + x_1 + x_2$ introduced in Proposition 1. Using the variables (z, x_1, x_2) , (4) can be written

$$\begin{cases} \dot{z} &= D(S_{in} - z) - a_1 x_1 - a_2 x_2 \\ \dot{x}_1 &= [\mu_1(z - x_1 - x_2, x_1, x_2) - D_1] x_1 \\ \dot{x}_2 &= [\mu_2(z - x_1 - x_2, x_2, x_1) - D_2] x_2 \end{cases} \quad (\text{A.3})$$

where $a_1 = D_1 - D \geq 0$ and $a_2 = D_2 - D \geq 0$. The Jacobian matrix of (A.3) at (z, x_1, x_2) is

$$J = \begin{bmatrix} -D & -a_1 & -a_2 \\ m_{10} & -m_{11} + \mu_1 - D_1 & -m_{12} \\ m_{20} & -m_{21} & -m_{22} + \mu_2 - D_2 \end{bmatrix}. \quad (\text{A.4})$$

where

$$m_{10} = \frac{\partial \mu_1}{\partial S} x_1, \quad m_{11} = \left(\frac{\partial \mu_1}{\partial S} - \frac{\partial \mu_1}{\partial x_1} \right) x_1, \quad m_{12} = \left(\frac{\partial \mu_1}{\partial S} - \frac{\partial \mu_1}{\partial x_2} \right) x_1, \quad (\text{A.5})$$

$$m_{20} = \frac{\partial \mu_2}{\partial S} x_2, \quad m_{21} = \left(\frac{\partial \mu_2}{\partial S} - \frac{\partial \mu_2}{\partial x_1} \right) x_2, \quad m_{22} = \left(\frac{\partial \mu_2}{\partial S} - \frac{\partial \mu_2}{\partial x_2} \right) x_2, \quad (\text{A.6})$$

are evaluated at (z, x_1, x_2) . They are nonnegative.

Proof of Prop. 5. At \mathcal{E}_0 , the Jacobian matrix (A.4) is given by

$$J_0 = \begin{bmatrix} -D & -a_1 & -a_2 \\ 0 & \mu_1(S_{in}, 0, 0) - D_1 & 0 \\ 0 & 0 & \mu_2(S_{in}, 0, 0) - D_2 \end{bmatrix}.$$

The eigenvalues are negative if and only if $\mu_i(S_{in}, 0, 0) < D_i$, for $i = 1, 2$. Using Proposition 2, we deduce that these conditions hold if and only if the boundary steady states \mathcal{E}_i , $i = 1, 2$ do not exist.

At \mathcal{E}_1 , the Jacobian matrix (A.4) is given by

$$J_1 = \begin{bmatrix} -D & -a_1 & -a_2 \\ m_{10} & -m_{11} & -m_{12} \\ 0 & 0 & f_2(\tilde{x}_1, 0) \end{bmatrix}.$$

The eigenvalues are

$$f_2(\tilde{x}_1, 0) = \mu_2 \left(S_{in} - \frac{D_1}{D} \tilde{x}_1, 0, \tilde{x}_1 \right) - D_2,$$

which is negative if and only if $\tilde{x}_1 > \bar{x}_1$, together with the eigenvalues of the upper left square matrix

$$A_1 = \begin{bmatrix} -D & -a_1 \\ m_{10} & -m_{11} \end{bmatrix}.$$

Since

$$\text{tr } A_1 = -D - m_{11} < 0, \quad \det A_1 = Dm_{11} + a_1m_{10} > 0,$$

the real part of the eigenvalues of A_1 are negative. Therefore, \mathcal{E}_1 is LES if and only if $\tilde{x}_1 > \bar{x}_1$. Similarly, at \mathcal{E}_2 , the Jacobian matrix (A.4) is given by

$$J_2 = \begin{bmatrix} -D & -a_1 & -a_2 \\ 0 & f_1(0, \tilde{x}_2) & 0 \\ m_{20} & -m_{21} & -m_{22} \end{bmatrix}.$$

The eigenvalues are

$$f_1(0, \tilde{x}_2) = \mu_1 \left(S_{in} - \frac{D_2}{D} \tilde{x}_2, 0, \tilde{x}_2 \right) - D_1,$$

which is negative if and only if $\tilde{x}_2 > \bar{x}_2$, together with the eigenvalues of the square sub-matrix

$$A_2 = \begin{bmatrix} -D & -a_2 \\ m_{20} & -m_{22} \end{bmatrix}.$$

Since

$$\text{tr } A_2 = -D - m_{22} < 0, \quad \det A_2 = Dm_{22} + a_2m_{20} > 0,$$

the real part of the eigenvalues of A_2 are negative. Therefore, \mathcal{E}_2 is LES if and only if $\tilde{x}_2 > \bar{x}_2$. □

Proof of Prop. 6. At \mathcal{E}^* , the Jacobian matrix (A.4) is given by

$$J^* = \begin{bmatrix} -D & -a_1 & -a_2 \\ m_{10} & -m_{11} & -m_{12} \\ m_{20} & -m_{21} & -m_{22} \end{bmatrix}.$$

The characteristic polynomial of J^* is given by $P(\lambda) = -\lambda^3 + c_1\lambda^2 + c_2\lambda + c_3$, where

$$c_1 = -D - m_{11} - m_{22}, \quad c_2 = m_{12}m_{21} - m_{11}m_{22} - D(m_{11} + m_{22}) - a_1m_{10} - a_2m_{20}$$

and

$$c_3 = D(m_{12}m_{21} - m_{11}m_{22}) + a_1(m_{12}m_{20} - m_{10}m_{22}) + a_2(m_{10}m_{21} - m_{11}m_{20}).$$

Since $c_1 < 0$, according to the Routh–Hurwitz criterion, \mathcal{E}^* is LES if and only if

$$c_2 < 0, \quad c_3 < 0, \quad c_1c_2 + c_3 > 0. \quad (\text{A.7})$$

Using the expressions of m_{ik} , $i = 1, 2$, $k = 0, 1, 2$ given by (A.5, A.6), the derivatives of the functions $F_i(\cdot)$ can be written as

$$F'_1 = -\frac{a_1m_{10} + Dm_{11}}{a_2m_{10} + Dm_{12}}, \quad F'_2 = -\frac{a_2m_{20} + Dm_{22}}{a_1m_{20} + Dm_{21}}.$$

As a consequence one has,

$$1 - F'_1 F'_2 = \frac{D^2(m_{12}m_{21} - m_{11}m_{22}) + Da_1(m_{12}m_{20} - m_{10}m_{22}) + Da_2(m_{10}m_{21} - m_{11}m_{20})}{(a_2m_{10} + Dm_{12})(a_1m_{20} + Dm_{21})}. \quad (\text{A.8})$$

Thus,

$$c_3 = [1 - F'_1(x_1^*) F'_2(x_2^*)] (a_2m_{10} + Dm_{12})(a_1m_{20} + Dm_{21}) / D.$$

Therefore, $c_3 < 0$ if and only if $F'_1(x_1^*)F'_2(x_2^*) > 1$. This proves that \mathcal{E}^* is unstable if $F'_1(x_1^*)F'_2(x_2^*) < 1$, which is item 1 of the proposition.

For the proof of item 2, we consider first the case where (26) holds. A straightforward calculation shows that

$$c_1c_2 + c_3 = (m_{11} + m_{22})(m_{11}m_{22} - m_{12}m_{21}) + D(D(m_{11} + m_{22}) + (m_{11} + m_{22})^2 + a_1m_{10} + a_2m_{20}) + a_1(m_{12}m_{20} + m_{10}m_{11}) + a_2(m_{10}m_{21} + m_{20}m_{22}).$$

We have

$$m_{11}m_{22} - m_{12}m_{21} = \left[\frac{\partial\mu_1}{\partial S} \left(\frac{\partial\mu_2}{\partial x_1} - \frac{\partial\mu_2}{\partial x_2} \right) + \frac{\partial\mu_2}{\partial S} \left(\frac{\partial\mu_1}{\partial x_2} - \frac{\partial\mu_1}{\partial x_1} \right) + \frac{\partial\mu_1}{\partial x_1} \frac{\partial\mu_2}{\partial x_2} - \frac{\partial\mu_1}{\partial x_2} \frac{\partial\mu_2}{\partial x_1} \right] x_1^* x_2^*.$$

Using (26) and (H2) we deduce that

$$\frac{\partial\mu_1}{\partial x_1} \frac{\partial\mu_2}{\partial x_2} > \frac{\partial\mu_1}{\partial x_2} \frac{\partial\mu_2}{\partial x_1}.$$

Hence, $m_{11}m_{22} - m_{12}m_{21} > 0$, and we conclude that if (26) holds, then $c_2 < 0$ and $c_1c_2 + c_3 > 0$, that is, conditions (A.7) are satisfied if and only if $F'_1(x_1^*)F'_2(x_2^*) > 1$.

Let us prove now item 2 in the case where $D_1 = D_2 = D$. Since $a_1 = a_2 = 0$, the Jacobian matrix (A.4) is given by

$$J^* = \begin{bmatrix} -D & 0 & 0 \\ m_{10} & -m_{11} & -m_{12} \\ m_{20} & -m_{21} & -m_{22} \end{bmatrix}.$$

The eigenvalues are $-D$ together with the eigenvalues of the square sub-matrix

$$A^* = \begin{bmatrix} -m_{11} & -m_{12} \\ -m_{21} & -m_{22} \end{bmatrix}.$$

We have

$$\text{tr } A^* = -m_{11} - m_{22} < 0, \quad \det A^* = m_{11}m_{22} - m_{12}m_{21}.$$

Replace a_1 and a_2 by zero in (A.8), yields

$$F'_1(x_1^*)F'_2(x_2^*) - 1 = \frac{m_{11}m_{22} - m_{12}m_{21}}{m_{12}m_{21}}.$$

Thus,

$$\det A^* = [F'_1(x_1^*)F'_2(x_2^*) - 1]m_{12}m_{21}.$$

Therefore, \mathcal{E}^* is LES if and only if $F'_1(x_1^*)F'_2(x_2^*) > 1$. This completes the proof of item 2 of the proposition. \square

Acknowledgments

We thank the financial support of PHC UTIQUE project No. 13G1120 and of TREASURE euro-Mediterranean research network (<https://project.inria.fr/treasure/>).

References

- [1] N. Abdellatif, R. Fekih-Salem and T. Sari, Competition for a single resource and coexistence of several species in the chemostat, *Math. Biosci. Eng.*, **13** (2016), 631–652.
- [2] J. R. Beddington, Mutual interference between parasites or predators and its effect on searching efficiency, *J. Anim. Ecol.*, **44** (1975), 331–340.
- [3] R. Borja, C. J. Banks, A. Martin and B. Khalfaoui, Anaerobic digestion of palm oil mill effluent and condensation water waste: an overall kinetic model for methane production and substrate utilization, *Bioprocess. Eng.*, **13** (1995), 87–95.
- [4] J. P. Braselton and P. Waltman, A competition model with dynamically allocated inhibitor production. *Math. Biosci.*, **173** (2001), 55–84.

- [5] R. S. Cantrell, C. Cosner and S. Ruan, Intraspecific interference and consumer-resource dynamics, *Discrete and Continuous Dynamical Systems-Series B*, **4** (2004), 527–546.
- [6] D. L. DeAngelis, R. A. Goldstein and R. V. O'Neill, A model for trophic interaction, *Ecology*, **56** (1975), 881–892.
- [7] R. Fekih-Salem, *Modèles mathématiques pour la compétition et la coexistence des espèces microbiennes dans un chémostat*, (Ph.D. thesis), University of Montpellier 2 and University of Tunis el Manar, 2013. <https://tel.archives-ouvertes.fr/tel-01018600>.
- [8] R. Fekih-Salem, J. Harmand, C. Lobry, A. Rapaport and T. Sari, Extensions of the chemostat model with flocculation, *J. Math. Anal. Appl.*, **397** (2013), 292–306.
- [9] R. Fekih-Salem, A. Rapaport and T. Sari, Emergence of coexistence and limit cycles in the chemostat model with flocculation for a general class of functional responses, *Appl. Math. Modell.*, **40** (2016), 7656–7677.
- [10] R. Fekih-Salem and T. Sari, Sur la stabilité globale de l'équilibre de coexistence d'un modèle densité-dépendant de compétition pour une ressource, *Proceedings of the 12th African Conference on Research in Computer Science and Applied Mathematics, INRIA* (2014), 19–30.
- [11] R. Fekih-Salem, T. Sari and N. Abdellatif, Sur un modèle de compétition et de coexistence dans le chémostat, *ARIMA J.*, **14** (2011), 15–30.
- [12] H. Fgaier, M. Kalmokoff, T. Ells and H. J. Eberl, An allelopathy based model for the *Listeria* overgrowth phenomenon, *Math. Biosci.*, **247** (2014), 13–26.
- [13] J. P. Grover and F. B. Wang, Competition for one nutrient with internal storage and toxin mortality, *Math. Biosci.*, **244** (2013), 82–90.
- [14] B. Haegeman, C. Lobry and J. Harmand, Modeling bacteria flocculation as density-dependent growth, *AIChE J.*, **53** (2007), 535–539.
- [15] B. Haegeman and A. Rapaport, How flocculation can explain coexistence in the chemostat, *J. Biol. Dyn.*, **2** (2008), 1–13.
- [16] S.R. Hansen and S.P. Hubbell, Single-nutrient microbial competition: qualitative agreement between experimental and theoretically forecast outcomes, *Science*, **207** (1980), 1491–1493.
- [17] G. Hardin, The competitive exclusion principle, *Science*, **131** (1960), 1292–1297.
- [18] J. Harmand, A. Rapaport, D. Dochain and C. Lobry, Microbial ecology and bioprocess control: Opportunities and challenges, *Journal of Process Control*, **18** (2008), 865–875.
- [19] J. Heßeler, J.K. Schmidt, U. Reichl and D. Flockerzi, Coexistence in the chemostat as a result of metabolic by-products, *J. Math. Biol.*, **53** (2006), 556–584.
- [20] M.W. Hirsch and S. Smale, *Differential Equations, Dynamical Systems, and Linear Algebra*. Academic Press, Inc, 1974.
- [21] S. B. Hsu, Limiting behavior for competing species, *SIAM J. Appl. Math.*, **34** (1978), 760–763.
- [22] S. B. Hsu, S. P. Hubbell and P. Waltman, A mathematical theory for single-nutrient competition in continuous cultures of micro-organisms, *SIAM J. Appl. Math.*, **32** (1977), 366–383.
- [23] S. B. Hsu, Y. S. Li and P. Waltman, Competition in the presence of a lethal external inhibitor, *Math. Biosci.*, **167** (2000), 177–199.
- [24] S. B. Hsu and P. Waltman, Analysis of a model of two competitors in a chemostat with an external inhibitor, *SIAM J. Appl. Math.*, **52** (1992), 528–540.
- [25] S. B. Hsu and P. Waltman, A survey of mathematical models of competition with an inhibitor, *Math. Biosci.*, **187** (2004), 53–91.
- [26] G. E. Hutchinson, The paradox of the plankton, *Am. Nat.*, **95** (1961), 137–145.
- [27] L. Imhof and S. Walcher, Exclusion and persistence in deterministic and stochastic chemostat models, *J. Differential Equations*, **217** (2005), 26–53.
- [28] P. De Leenheer, D. Angeli and E. D. Sontag, Crowding effects promote coexistence in the chemostat, *J. Math. Anal. Appl.*, **319** (2006), 48–60.
- [29] P. De Leenheer, B. Li and H. L. Smith, Competition in the chemostat: Some remarks, *Canadian Applied Mathematics Quarterly*, **11** (2003), 229–248.
- [30] R. E. Lenski and S. E. Hattingh, Coexistence of two competitors on one resource and one inhibitor: a chemostat model based on bacteria and antibiotics, *J. Theor. Biol.*, **122** (1986), 83–93.
- [31] B. Li, Global asymptotic behavior of the chemostat: general response functions and different removal rates, *SIAM J. Appl. Math.*, **59** (1998), 411–422.
- [32] C. Lobry and J. Harmand, A new hypothesis to explain the coexistence of n species in the presence of a single resource, *C. R. Biol.*, **329** (2006), 40–46.
- [33] C. Lobry and F. Mazenc, Effect on persistence of intra-specific competition in competition models, *Electron. J. Diff. Eqns.*, **125** (2007), 1–10.
- [34] C. Lobry, F. Mazenc and A. Rapaport, Persistence in ecological models of competition for a single resource, *C. R. Acad. Sci. Paris, Ser. I*, **340** (2005), 199–204.
- [35] C. Lobry, A. Rapaport and F. Mazenc, Sur un modèle densité-dépendant de compétition pour une ressource, *C. R. Biol.*, **329** (2006), 63–70.
- [36] J. Monod, La technique de culture continue. Théorie et applications, *Ann. Inst. Pasteur*, **79** (1950), 390–410.
- [37] A. Rescigno and I. W. Richardson, The struggle for life: I. Two species, *Bull. Math. Biophys.*, **29** (1967), 377–388.
- [38] H. Roques, S. Yue, S. Saipanich and B. Capdeville, Faut-il abandonner le formalisme de Monod pour la modélisation des processus de dépollution par voie biologique?, *Water Res.*, **16** (1982), 839–847.
- [39] S. Ruan, A. Ardito, P. Ricciardi and D. L. DeAngelis, Coexistence in competition models with density-dependent mortality, *C. R. Biol.*, **330** (2007), 845–854.
- [40] Y. Saito and T. Miki, Species coexistence under resource competition with intraspecific and interspecific direct competition in a chemostat, *Theor. Popul. Biol.*, **78** (2010), 173–182.

- [41] T. Sari, M. El Hajji and J. Harmand, The mathematical analysis of a syntrophic relationship between two microbial species in a chemostat, *Math. Biosci. Eng.*, **9** (2012), 627–645.
- [42] T. Sari and J. Harmand, A model of a syntrophic relationship between two microbial species in a chemostat including maintenance, *Math. Biosci.*, **275** (2016), 1–9.
- [43] T. Sari and F. Mazenc, Global dynamics of the chemostat with different removal rates and variable yields, *Math. Biosci. Eng.*, **8** (2011), 827–840.
- [44] M. Scheffer, S. Rinaldi, J. Huisman and F.J. Weissing, Why plankton communities have no equilibrium: solutions to the paradox, *Hydrobiologia*, **491** (2003), 9–18.
- [45] J. K. Schmidt, B. König and U. Reichl, Characterization of a three bacteria mixed culture in a chemostat: evaluation and application of a quantitative Terminal-Restriction Fragment Length Polymorphism (T-RFLP) analysis for absolute and species specific cell enumeration, *Biotechnol. Bioeng.*, **96** (2007), 738–756.
- [46] H. L. Smith and P. Waltman, *The Theory of the Chemostat: Dynamics of Microbial Competition*, Cambridge University Press, 1995.
- [47] H. R. Thieme, Convergence results and a Poincaré-Bendixson trichotomy for asymptotically autonomous differential equations, *J. Math. Biol.*, **30** (1992), 755–763.
- [48] M.J. Wade, R.W. Pattinson, N. G. Parker and J. Dolfing, Emergent behaviour in a chlorophenol-mineralising three-tiered microbial ‘food web’, *J. Theor. Biol.*, **389** (2016), 171–186.
- [49] M. Weederemann, G. Seo and G.S.K. Wolkowicz, Mathematical model of anaerobic digestion in a chemostat: effects of syntrophy and inhibition, *J. Biol. Dyn.*, **7** (2013), 59–85.
- [50] G. S. K. Wolkowicz and Z. Lu, Global dynamics of a mathematical model of competition in the chemostat: general response functions and differential death rates, *SIAM J. Appl. Math.*, **52** (1992), 222–233.
- [51] G. S. K. Wolkowicz and Z. Lu, Direct interference on competition in a chemostat, *J. Biomath.*, **13** (1998), 282–291.