



HAL
open science

Systems medicine and integrated care to combat chronic noncommunicable diseases

Jean Bousquet, Josep M. Anto, Peter J. Sterk, Ian M. Adcock, Kian Fan Chung, Josep Roca, Alvar Agusti, Chris Brightling, Anne Cambon-Thomsen, Alfredo Cesario, et al.

► To cite this version:

Jean Bousquet, Josep M. Anto, Peter J. Sterk, Ian M. Adcock, Kian Fan Chung, et al.. Systems medicine and integrated care to combat chronic noncommunicable diseases. *Genome Medicine*, 2011, 3, pp.43. 10.1186/gm259 . hal-01358549

HAL Id: hal-01358549

<https://hal.science/hal-01358549v1>

Submitted on 3 Jun 2021

HAL is a multi-disciplinary open access archive for the deposit and dissemination of scientific research documents, whether they are published or not. The documents may come from teaching and research institutions in France or abroad, or from public or private research centers.

L'archive ouverte pluridisciplinaire **HAL**, est destinée au dépôt et à la diffusion de documents scientifiques de niveau recherche, publiés ou non, émanant des établissements d'enseignement et de recherche français ou étrangers, des laboratoires publics ou privés.



Distributed under a Creative Commons Attribution 4.0 International License

CORRESPONDENCE

Open Access

Systems medicine and integrated care to combat chronic noncommunicable diseases

Jean Bousquet^{1*}, Josep M Anto², Peter J Sterk³, Ian M Adcock⁴, Kian Fan Chung⁵, Josep Roca⁶, Alvar Agusti⁶, Chris Brightling⁷, Anne Cambon-Thomsen⁸, Alfredo Cesario⁹, Sonia Abdelhak¹⁰, Stylianos E Antonarakis¹¹, Antoine Avignon¹², Andrea Ballabio¹³, Eugenio Baraldi¹⁴, Alexander Baranov¹⁵, Thomas Bieber¹⁶, Joël Bockeaert¹⁷, Samir Brahmachari¹⁸, Christian Brambilla¹⁹, Jacques Bringer²⁰, Michel Dauzat²¹, Ingemar Ernberg²², Leonardo Fabbri²³, Philippe Froguel²⁴, David Galas²⁵, Takashi Gojobori²⁶, Peter Hunter²⁷, Christian Jorgensen²⁸, Francine Kauffmann²⁹, Philippe Kourilsky³⁰, Marek L Kowalski³¹, Doron Lancet³², Claude Le Pen³³, Jacques Mallet³⁴, Bongani Mayosi³⁵, Jacques Mercier³⁶, Andres Metspalu³⁷, Joseph H Nadeau²⁵, Grégory Ninot³⁸, Denis Noble³⁹, Mehmet Öztürk⁴⁰, Susanna Palkonen⁴¹, Christian Préfaut³⁶, Klaus Rabe⁴², Eric Renard²⁰, Richard G Roberts⁴³, Boleslav Samolinski⁴⁴, Holger J Schünemann⁴⁵, Hans-Uwe Simon⁴⁶, Marcelo Bento Soares⁴⁷, Giulio Superti-Furga⁴⁸, Jesper Tegner⁴⁹, Sergio Verjovski-Almeida⁵⁰, Peter Wellstead⁵¹, Olaf Wolkenhauer⁵², Emiel Wouters⁵³, Rudi Balling⁵⁴, Anthony J Brookes⁵⁵, Dominique Charron⁵⁶, Christophe Pison^{57,58}, Zhu Chen⁵⁹, Leroy Hood²⁵ and Charles Auffray^{56,57,58,60,61}

Abstract

We propose an innovative, integrated, cost-effective health system to combat major non-communicable diseases (NCDs), including cardiovascular, chronic respiratory, metabolic, rheumatologic and neurologic disorders and cancers, which together are the predominant health problem of the 21st century. This proposed holistic strategy involves comprehensive patient-centered integrated care and multi-scale, multi-modal and multi-level systems approaches to tackle NCDs as a common group of diseases. Rather than studying each disease individually, it will take into account their intertwined gene-environment, socio-economic interactions and co-morbidities that lead to individual-specific complex phenotypes. It will implement a road map for predictive, preventive, personalized and participatory (P4) medicine based on a robust and extensive knowledge management infrastructure that contains individual patient information. It will be supported by strategic partnerships involving all stakeholders, including general practitioners associated with patient-centered care. This systems medicine strategy, which will take a holistic approach to disease, is designed to allow the results to be used globally, taking into account the needs and specificities of local economies and health systems.

Non-communicable diseases, the major global health problem of the century

Chronic diseases are disorders of long duration and generally slow progression [1]. They include four major non-communicable diseases (NCDs) listed by the World Health Organization (WHO) [2] – cardiovascular diseases, cancer, chronic respiratory diseases and diabetes – as well as other NCDs, such as neuropsychiatric disorders [3] and arthritis. As survival rates have improved for infectious and genetic diseases, chronic diseases have come to include communicable diseases (such as HIV/AIDS) and genetic disorders (such as cystic fibrosis). NCDs represent the major global health problem of the 21st century [4,5]; they affect all age groups [6] and their burden is greater than that of infectious diseases. NCDs are the world leading cause of disease burden and mortality [2] and are increasing in prevalence and burden [7], even in low- and middle-income countries [8]. Costs incurred by uncontrolled NCDs are substantial, especially in underserved populations [9] and low- and middle-income countries [10,11]. NCDs are an under-appreciated cause of poverty and hinder economic development [11]. Importantly, management of NCDs has recently been prioritized globally (Box 1).

Chronic diseases are caused by complex gene-environment interactions acting across the lifespan from the fetus to old age (Figure 1). In this context, ‘environment’ includes risk and protective factors associated with environment and lifestyle, such as

*Correspondence: jean.bousquet@inserm.fr

¹Department of Respiratory Diseases, Arnaud de Villeneuve Hospital, CHU Montpellier, INSERM CESP U1018, Villejuif, France

Full list of author information is available at the end of the article

Box 1: Priorities for the prevention and control of NCDs

May 2008: 61st World Health Assembly. WHO recommended a worldwide priority policy on NCD prevention and control (2008 to 2013), including cardiovascular disease, cancer, chronic respiratory diseases [101] and diabetes, not least because they often have common environmental risk factors [2].

May 2010: United Nations (UN) General Assembly unanimously adopted Resolution A/RES/64/265: 'Tackling NCDs constitutes one of the major challenges for sustainable development in the 21st century' [102].

December 2010: the Council of the European Union adopted conclusions based on innovative and global approaches for NCDs in public health and healthcare systems to further develop population-based and patient-centered policies [1].

2010: US Center for Disease Control and Prevention (CDC) [103] says that 'an essential strategy for keeping older adults healthy is preventing NCDs and reducing associated complications.'

19 September 2011: UN General Assembly symposium on NCDs.

tobacco, nutrition, indoor and outdoor air pollution and sedentary life [2].

Socio-economic determinants are intertwined with the onset, progression, severity and control of NCDs. There are functional interdependencies between molecular components, reflecting complex network perturbations that link cells, tissues and organs [12]. Early life events are crucial in the generation of NCDs, and aging increases disease complexity, adding, for example, tissue and cell senescence [13]. Comorbidity refers to the co-existence of two or more diseases or conditions in the same individual that have similar risk factors and/or mechanisms. Most people with NCDs suffer from two or more diseases [14]. Co-morbidity and multi-morbidity are common signatures of NCDs and are associated with worse health outcomes [15], complex pharmacological interventions and clinical management, and increased healthcare costs [16]. However, little is known about how NCDs truly cluster at the genetic, molecular or mechanistic levels, and there is scant understanding of

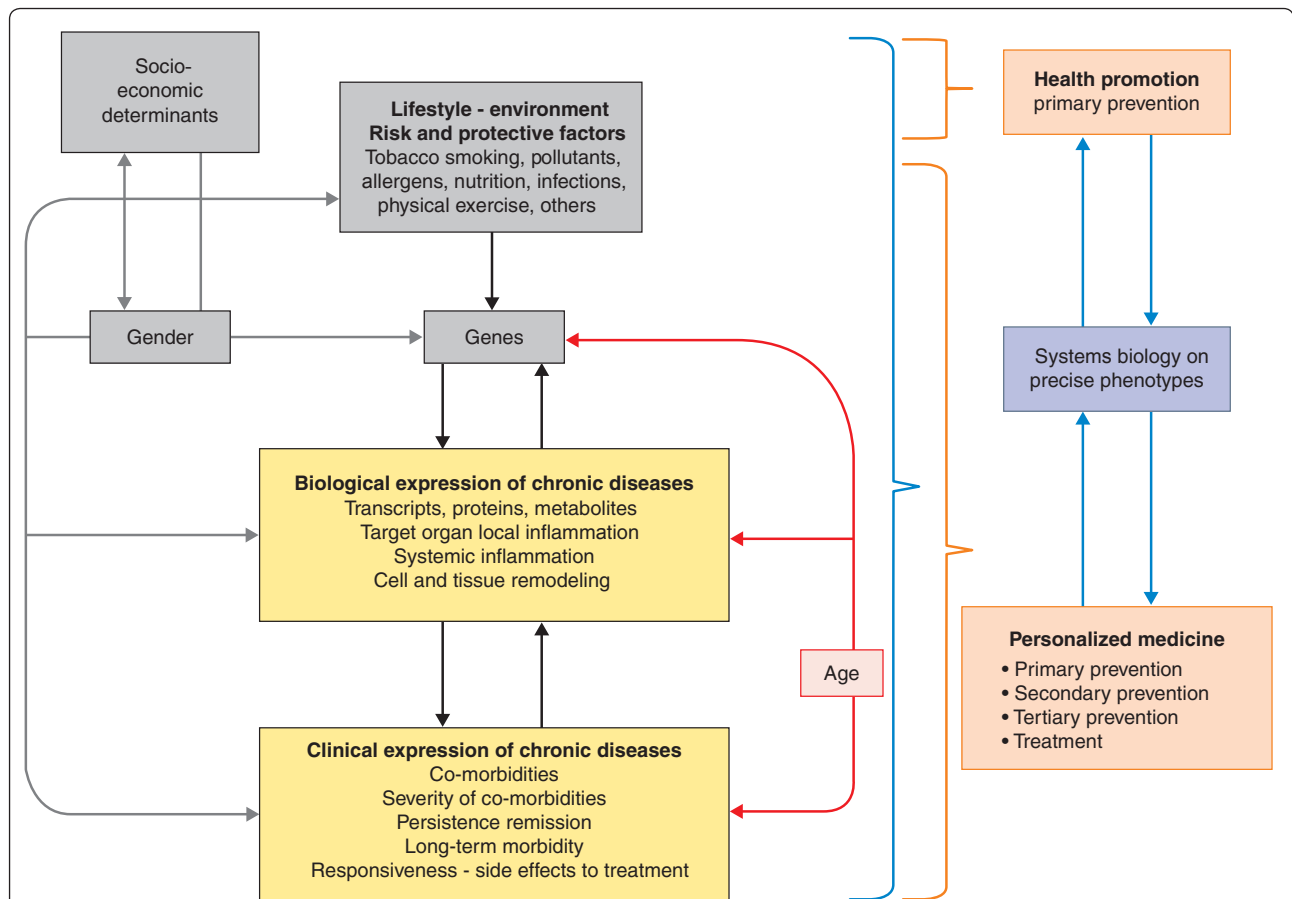


Figure 1. NCDs are associated with complex gene-environment interactions modulated by socio-economic determinants, psychological factors, age and gender. The products of these interactions lead to the biological expression of NCDs and further to their clinical expression with co-morbidities. A new definition of NCD phenotypes is needed to understand how a network of molecular and environmental factors can lead to complex clinical outcomes of NCDs for prevention and control.

how specific combinations of NCDs influence prognosis and treatment [16].

NCDs are multi-factorial. In addition to environmental factors and increased life expectancy, intrinsic host responses, such as local and systemic inflammation, immune responses and remodeling [17], have key roles in the initiation and persistence of diseases and comorbidities. The recent increase in NCDs has been associated in part with biodiversity loss [18], socio-economic inequities linked with climate change, and loss of natural environments [19]. A more comprehensive understanding of these links will make it possible to propose more effective primary prevention strategies. The *in utero* environment is an important determinant of adult NCDs, including diabetes [20], coronary heart diseases [21], and asthma [22] or chronic obstructive pulmonary disease (COPD) [23]. Mechanistic links have been proposed that involve fetal expression of genes that are conserved across species, epigenetic mechanisms [22,24], early and maternal life infections, and/or environmental exposures. These need to be understood better [25], as early interventions may have the potential to reduce NCD burden [26].

Nutrition is a key determinant of health and NCDs. Understanding the underlying complexities of metabolic responses and pathophysiology is needed. Loss of biodiversity in food organisms causes micronutrient and vitamin deficiencies, and obesity and related chronic and degenerative diseases are a formidable challenge [27]. Nutritional intervention in early childhood may help prevent autoimmune diseases [28], and adoption and adherence to healthy diet recommendations are needed globally to prevent the onset and facilitate control of NCDs [29]. However, trying to change lifestyles using public health efforts remains a major challenge, and an interdisciplinary social and behavioral approach, including the cultural aspects of nutrition, is needed [30]. Tobacco use [31], biomass fuel combustion and air pollution [32] are among the major risk factors for NCDs; these act as early as *in utero* and in early life. Those working on the global prevention and control of NCDs should consider these risk factors because translational epidemiology is the key to exploring their role in the development of NCDs and to devising approaches that will enable successful guided interventions [33].

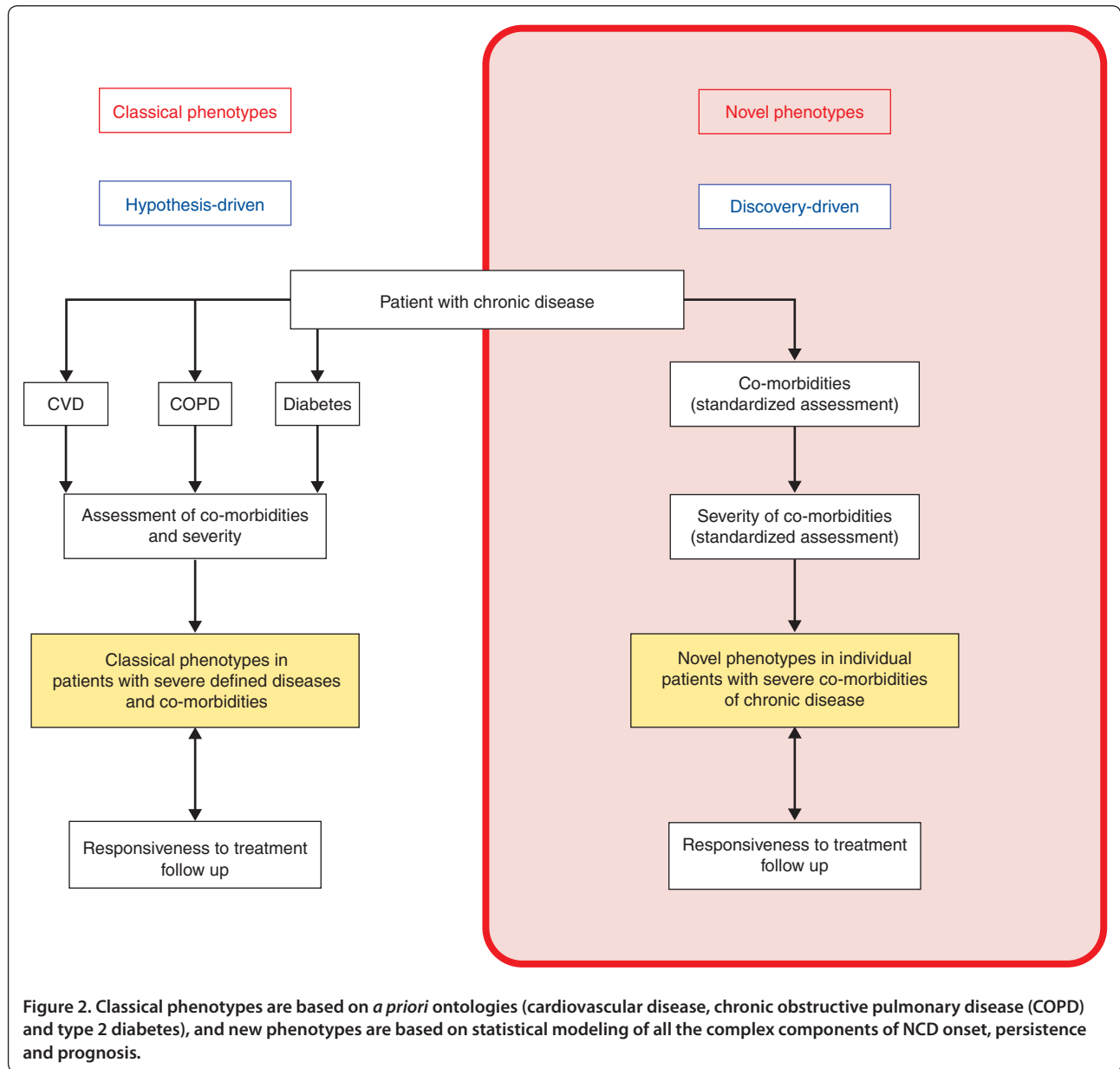
The development of a society, rich or poor, can be judged by the health of its population, how equitably health is distributed across the social spectrum, and the degree of protection provided to people who are disadvantaged by illness. Effective action against NCDs needs to include understanding of the social and economic determinants and their modification (Figure 1) [34]. Indeed, best-practice interventions targeted at coronary risk factors eliminate most socioeconomic

differences that affect coronary heart disease mortality, and this should serve as an example to follow for other NCDs [35]. In May 2009, the 62nd WHO Assembly recommended re-orienting health systems globally to promote primary healthcare as the most cost-effective strategy [36]. Healthcare often focuses on single diseases, advanced technology, biomedical interventions and specialist care. Most healthcare takes place in primary care settings [37], with emphasis on providing a complete range of care, from home to hospital, and on investing resources rationally. Fragmenting care can reduce the ability of primary care clinicians to ensure that patient care is comprehensive, integrated, holistic, and coordinated [38], and to decide whether a person has a significant disease or temporary symptoms [39].

A proposal for multidisciplinary patient-centered management of chronic NCDs

We recommend that, to determine measures of disease severity and control, effective interventions and studies should be built around carefully phenotyped patients (Figure 2) and strictly follow carefully crafted methodological standards. Patients should be placed at the center of the system; if they are aware of and understand the resulting phenotype data, their health will benefit. We stress that patients must understand that it is their societal responsibility to make their anonymized data available to appropriate scientists and physicians so that the latter can create the predictive medicine of the future that will transform the health of their children and grandchildren. For patients to adopt this approach, it is essential that laws be passed protecting them against abuse of their personal data by insurance companies, health authorities or employers. This approach to patient-centeredness, if aided by community health teams, will advance research. It may also benefit from the experience gained in patient-centered medical homes [40,41].

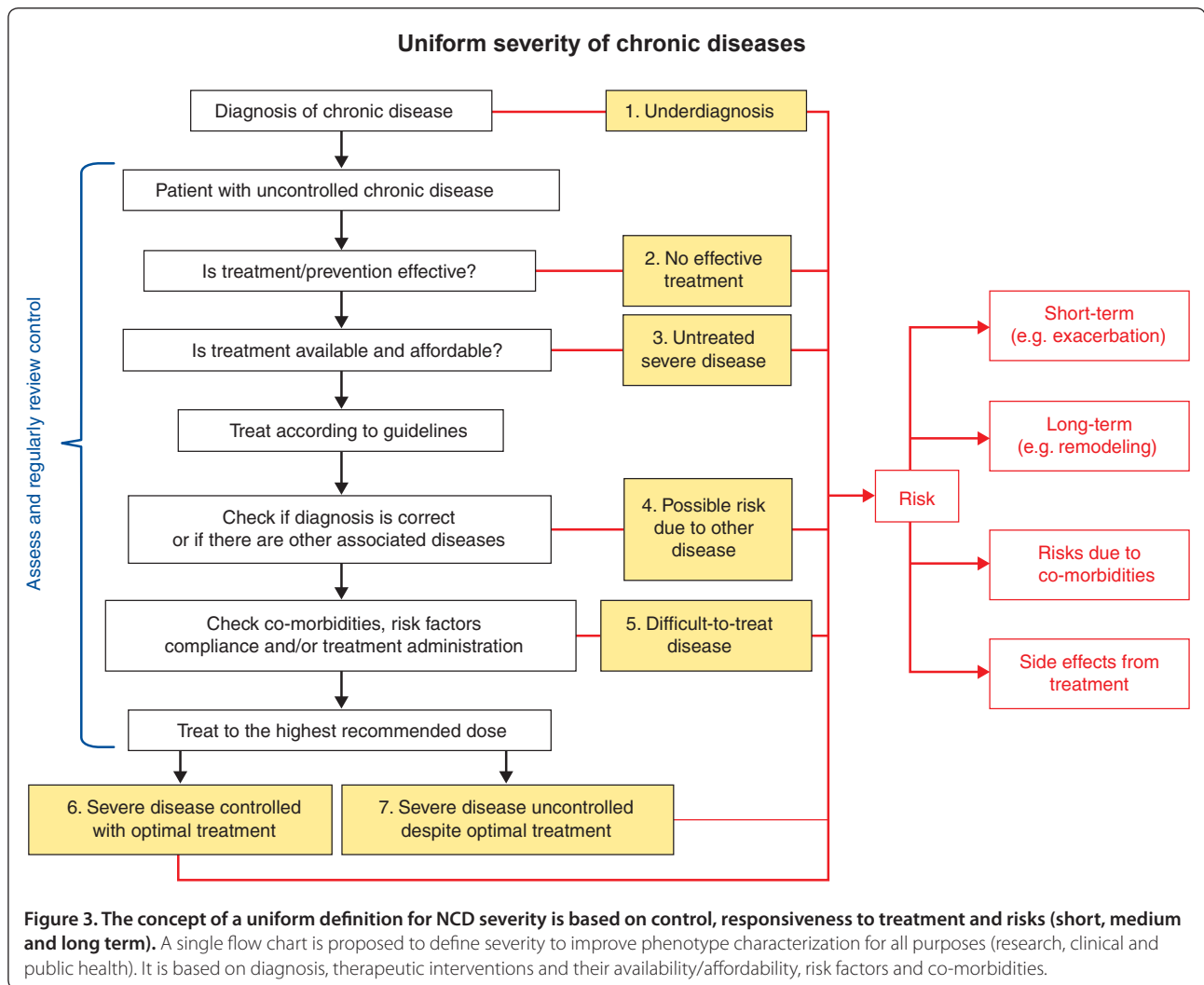
The concepts of severity, activity, control and response to treatment are linked. Severity is the loss of function in the target organs induced by disease and may vary over time; as it may also vary with age, this needs to be regularly re-evaluated. Activity is the current level of activation of biological pathways causing the disease and the clinical consequences of this activation. Control is the degree to which therapeutic goals are being met [42]. Responsiveness is the ease with which control is achieved by therapy [43]. Control can be achieved using clinical and/or biological end points, such as glycemic control in diabetes [44]. Careful monitoring of co-factors, such as compliance, and of unavoidable risk factors is needed. The uniform definition of severe asthma presented to WHO is based on this approach [45] and therefore provides a model to assess NCD severity (Figure 3).



Information and communication technologies (ICT) are needed for the implementation of integrated care in a systems medicine approach to enable prospective follow-up of the patients. Home telemonitoring is promising [46] and should be explored further because continuous and precise monitoring makes each individual clinical history a valuable source of comprehensive information. More user-friendly and efficient ICT platforms are needed that include shared decision making, the process by which a healthcare choice is made jointly by the practitioner and the patient [47]. Ideally, an innovative patient management program would combine ICT, shared decision making and personalized education of

the patient (and caregiver) about multidisciplinary approaches. The content, acceptance and effectiveness of such approaches should be tested to ensure that the autonomy, quality of life and capacity of patients are respected and enhanced, and that their values and preferences dominate decision making [48]. Practice-based inter-professional collaborations is also key to improving healthcare processes and outcomes [49]. Qualitative assessment will provide insight into how interventions affect collaboration and how improved collaboration contributes to changes in outcomes.

Thus, we propose that NCD management should move towards holistic multi-modal integrated care, and



multi-scale, multi-level systems approaches. To reduce their socio-economic and public health impacts, we propose that NCDs should be considered as the expression of a continuum or common group of diseases with intertwined gene-environment, socio-economic interactions and co-morbidities that lead to complex phenotypes specific for each individual. The 'systems medicine' concept, which takes a holistic view of health and disease, encapsulates this perspective. Systems medicine aims to tackle all components of the complexity of NCDs so as to understand these various phenotypes and hence enable prevention (Box 2), control through health promotion [50] and personalized medicine [51], and an efficient use of health service resources [52]. It does this through integrated care using multidisciplinary and teamwork approaches centered in primary and community care [53], including the essential ethical dimension.

Systems biology and medical informatics for P4 medicine of chronic NCDs

The main challenge regarding NCDs in the 21st century is to understand their complexity. Biology and medicine may be viewed as informational sciences requiring global systems methods using both hypothesis-driven and discovery-driven approaches. Systems medicine is the application of systems biology to medical research and practice [54,55]. Its objective is to integrate a variety of data at all relevant levels of cellular organization with clinical and patient-reported disease markers. It uses the power of computational and mathematical modeling to enable understanding of the mechanisms, prognosis, diagnosis and treatment of disease [56]. It involves a transition to predictive, preventive, personalized and participatory (P4) medicine, which is a shift from reactive to prospective medicine that extends far beyond what is usually covered by the term personalized medicine

Box 2: Glossary of terms

The classical definition of prevention [101] includes:

- **Primary prevention:** to avoid the development of disease.
- **Secondary prevention:** recognize a disease before it results in morbidity (or co-morbidity).
- **Tertiary prevention:** to reduce the negative impact of established disease by restoring function and reducing disease-related complications.

Expanding on the traditional model of prevention, Gordon [104] proposed a three-tiered preventative intervention classification system on the basis of the population for whom the measure is advisable based on a cost-benefit analysis:

- **Universal prevention** addresses the entire population (for example, national, local community, school, and district) and aims to prevent or delay risk factor exposure. All individuals, without screening, are provided with information and skills necessary to prevent the problem.
- **Selective prevention** focuses on groups whose risk of developing problems is above average. The subgroups may be distinguished by characteristics such as age, gender, family history, or economic status.
- **Indicated prevention** involves a screening process.

According to these definitions, **health promotion** [50] should be used for primary universal and selective prevention strategies, whereas **P4 medicine** (predictive, preventive, personalized and participatory) [51] should be used for primary, secondary and tertiary indicated prevention strategies.

[57,58]. It incorporates patient and population preferences for interventions and health states by implementing effective societal actions [57] with an important public health dimension [59]. It is likely to be the foundation of global health in the future (Box 3).

Thus, there is an urgent need for development of information management systems that can enable secure storage of heterogeneous data, including clinical data, and provide tools for the management, search and sharing of the data. Such information needs to be accessible, shared between investigators, queried, and integrated in a controlled and secure manner with molecular profiles and images obtained from high-throughput facilities. For example, one prediction arising from considerations of the evolution of P4 medicine suggests that, in 10 years or so, each patient will be surrounded by a virtual cloud of billions of data points; we will need information technology to reduce this staggering data dimensionality to simple hypotheses about health and disease for each individual patient [57].

A systems biology approach that is unbiased by old classification systems can be used to find new biomarkers of co-morbidities, disease severity and progression. In this approach, phenotypes of NCDs are analyzed in an integrative manner using mathematical and statistical

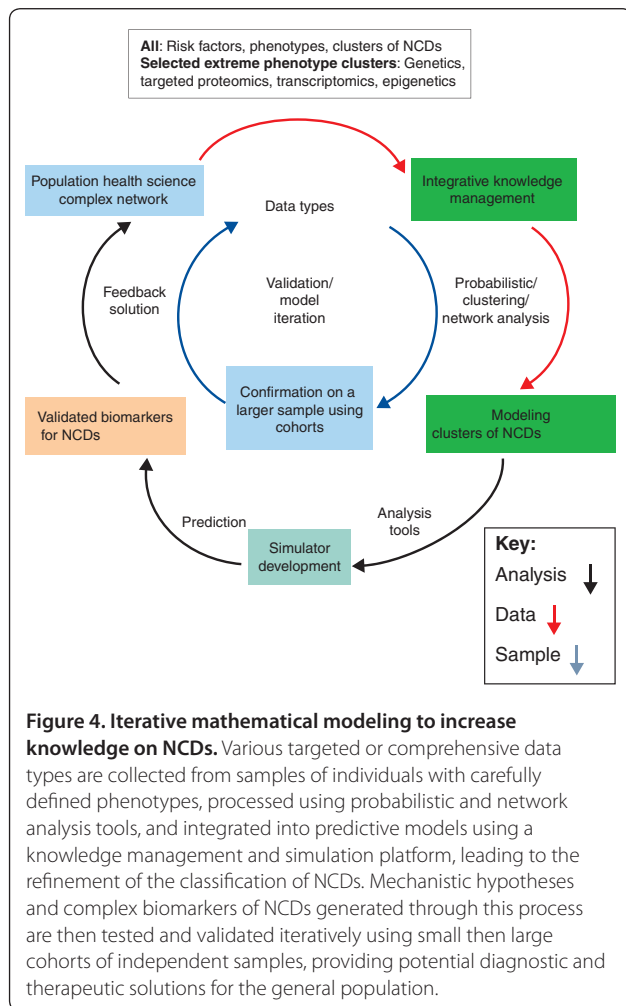
Box 3: Key expected benefits of P4 medicine

To prevent the occurrence of NCDs by implementing effective action at societal and individual levels:

- To detect and diagnose disease at an early stage, when it can be controlled effectively.
- To stratify patients into groups, enabling the selection of optimal therapy.
- To reduce adverse drug reactions through the predictive or early assessment of individual drug responses and assessing genes leading to ineffective drug metabolism.
- To improve the selection of new biochemical targets for drug discovery.
- To reduce the time, cost, and failure rate of clinical trials for new therapies.
- To shift the emphasis in medicine from reaction to prevention and from disease to wellness.

modeling, taking all diseases into account, and embedding co-morbidities, severity and follow-up of the patients through analyses in dynamic models (Figure 4). Unknown phenotypes are defined and further analyzed using iterative cycles of modeling and experimental testing. Novel biomarkers are identified combining datasets from genomics, epigenetics, proteomics, transcriptomics, metabolomics and metagenomics. These new complex biomarkers will need to be validated and replicated in independent controls or prospective patient cohorts [60]. Using methods used in non-medical complex model systems, it should be possible to monitor 'early warning signals,' which predict the state of disease progression, and the occurrence of abrupt phase transitions (slowing down, increase in autocorrelation and variance) [61]. For example, in a mouse model of neurodegenerative disease, blood biomarkers have been shown to allow pre-symptomatic diagnosis and analysis of the stage of disease progression [62].

Modeling is a powerful tool for reducing the enormous complexity of comprehensive biological datasets to simple hypotheses. Modeling of the temporal behavior of disease read-outs at short [63] or long [64] intervals can identify sub-phenotypes of NCDs. Attempts to find novel biomarkers of disease development using a systems biology approach have been used to assess the mechanisms of severe asthma, allergy development [65] and cancer. One important role that biomarkers will have is to stratify a given disease into its different subtypes so that appropriate and distinct therapies can be selected for each subtype. Phenotypes can be modeled using statistical approaches, such as scale-free networks and Bayesian clustering models, that are based on the evaluation of NCDs as a whole, taking into account co-morbidities, severity and follow-up. This approach will



make it possible to find intermediate phenotypes and patient-specific phenotypes. The challenge will be to develop efficient, automated and integrated workflows that predict the most suitable therapeutic strategy not only at the population level but, most importantly, at the individual patient level.

Bioinformatics, medical informatics and their interplay (sometimes termed biomedical informatics) will be key enablers in structuring, integrating and providing appropriate access to the enormous amount of relevant data and knowledge [66,67]. Medical informatics needs to provide ubiquitous and powerful electronic healthcare record technologies to securely aggregate and handle diverse, complex, and comprehensive data types [68]. Biomedical informatics must develop ways to use these content-rich electronic healthcare records to provide advanced decision support that considers all aspects of normal and disease biology, guided by clinically relevant insights and biomarker discovery research strategies [69,70]. Bioinformatics will need to constantly restructure and refine global data to distill the clinically useful

elements and the derived models, so they can feed this information system in a real-time, automated fashion, constantly incorporating clinical expertise. P4 medicine is evolving so rapidly in its understanding of disease states that the individual patient's data must continually be re-examined so that new insights into the health and disease state of the individual can be gained. This general informatics framework, based on an advanced ICT infrastructure, will provide the basis for empowering P4 medicine.

Given the complexity of NCDs, bio-clinical scientific progress will depend critically on large-scale pooled analyses of high quality data from many biobanks [71] and bio-clinical studies (such as BioSHaRE-EU [72]). Biomedical informatics and knowledge management platforms have made significant advances towards enabling the development of technologies to organize molecular data at the level required for the complexity of NCD data [73,74]. Data analysis, integration and modeling require strict statistical procedures in order to avoid false discoveries [75]. They can be performed, for example, using the joint knowledge management platform of European Framework Program 7 (EU FP7) projects, including U-BIOPRED [76], MeDALL [65], AirPROM and SYNERGY-COPD, and using similar initiatives worldwide. Large-scale profiling to discover early markers of disease progression before the appearance of any symptoms has already been performed in a large prospective human cohort [77,78].

Complementary approaches using computational models that extend existing models derived from the Physiome project, including biomedical imaging, can be used together with statistical modeling of various types of clinical data to further define phenotypes and develop predictive models. These can be used within the framework of a fully integrated (preferably open source) knowledge management platform [79]. Such a platform for knowledge management, including annotation and ontologies, would then operate on top of the medical informatics infrastructure, setting the stage for a systems medicine approach to NCDs. In our collective experience these necessary aspects of medical informatics have a tendency to be overlooked in funding efforts targeting complex diseases.

Integrated care of chronic NCDs using P4 systems medicine

Integrated care, a core component of health and social care reforms, seeks to close the traditional gap between health and social care [80]. Population health sciences should integrate personalized medicine in public health interventions to prevent and manage NCDs in a cost-effective manner by involving all stakeholders, including patients [81]. The objectives of this proposed integration

are: (i) to investigate questions related to NCDs; (ii) to improve the quality of primary care; and (iii) to widely disseminate new information that will improve overall health at both a local and national level [82]. Chronic diseases can disconnect individuals from their usual milieu, with negative implications for physical, social and mental well-being. Moving beyond the disease-by-disease approach to tackle NCDs demands an improved understanding of NCD by patients, and a better understanding of their common causes. At the local level, strategies such as community oriented primary care can link and reinforce personal and public health efforts [83].

To understand, preserve and improve the health of human populations and individuals, an integrated research strategy should include all components of research on NCDs and be integrated for optimal patient management [84,85]. Careful evaluation is needed of: (i) the acceptance of multi-morbidity of NCDs by the patient, with particular attention to cultural and social barriers, gender and age; (ii) the engagement of patients in decisions regarding management [86], research and clinical trials [55,57]; and (iii) the improvement of quality of life that would result from the proposed management. Targeting NCDs and their comorbidities will directly affect healthy aging, which has been described as a 'keystone for a sustainable Europe' [87]. Screening, early diagnosis, prevention and treatment of hidden comorbidities in patients with diagnosed NCDs will reduce their morbidity and increase healthy life years.

The direct and indirect costs of uncontrolled NCDs are substantial for the patient, the family and society, especially in underserved populations [9]. P4 medicine should be put into the context of health economics to show that expensive strategies are cost-effective [55,57]. Chronic diseases place a considerable economic burden on the society and increase inequities. The social dimension of NCDs needs to be pursued in the economic and employment fields. The net social benefit of improving medical and social care related to NCDs should take co-benefits into account. Health costs for NCDs should be balanced with health benefits, wealth creation and economic development. The management of NCDs requires the coordination of stakeholders in the public and private sectors within a governance framework that includes networks of care. Therefore, research should be done to identify social determinants and to create public health systems that translate efficacy into effectiveness in the community [88]. Moreover, strengthening health equity across nations and socioeconomic groups is needed to meet the ambitions of the Commission on Social Determinants of Health, who have proposed closing the health gap between nations and groups in a generation [89].

Values are the basis of most actions in health and the economy, and these values are often not made explicit. Changing paradigms and approaches to NCDs may challenge fundamental societal values and professional habits [59,90]. The apparent contradiction between the development of a more tailored medical approach to NCDs and the public health dimensions of their prevention and care needs to be addressed using a value-based analysis. Thus, a thorough analysis of values underlying P4 medicine should be conducted in diverse contexts and should become part of the basis of decision-making. The respective weight of the multiple stakeholders involved in the priority setting must be made clear, with transparency and proportionality as key features. P4 medicine development should be a global aim and not a privilege of 'rich' countries. Using data obtained from all components of research, guidelines on NCDs applicable to primary care could be developed using up-to-date methodology [91,92]. Policies for implementation could then be proposed, to translate the concept of NCD into practice. They should distribute the burdens equitably, also considering gender and age.

Multidisciplinary training of all stakeholders, with particular emphasis on the participation of patient associations, is a further essential component. Many health and non-health professionals need to be educated in the general approach to the research and management of patients with NCDs. Innovative training programs using ICT will be essential in this implementation. Such education will also need to address questions of how to teach the subject and how people learn it, rather than merely regarding education as a process of transmission and transaction for everyone involved. This includes taking into account points of view, habits of mind, and all the information requested for the needs of the strategy. The educational program needs to forge educational systems to help participants think in a coherent way about NCDs. A module of the program should be developed around patient feedback to help them be engaged in all aspects of NCDs, including research.

Many patients with NCDs live in developing countries where medications and services are often unavailable or inaccessible. Effective medications, such as inhaled corticosteroids for asthma [93] or insulin for diabetes, should be made available for all patients [94]. In addition, there should be a global cost-effective application of P4 medicine across the world [95]. It is likely that genomic applications and ICT will become available to many developing countries at a relatively low cost in the next few years. In addition, new private-public strategic partnerships, such as the pre-competitive Innovative Medicines Initiative, a joint undertaking of the European Union and the European Federation of Pharmaceutical Industry Associations [96], and the Program on

Public-Private Partnerships of the United States National Institutes of Health Roadmap [97], are required to overcome the bottlenecks in the development of new treatment strategies [98]. WHO actively supports capacity building, especially in developing countries, fosters partnerships around the world, and works to narrow the gap in healthcare inequities through access to innovative approaches that take into account different health systems, economic and cultural factors. Despite the growing consensus for the need for health system strengthening, there is little agreement on strategies for its implementation [99]. Widely accepted guiding principles should be developed with a common language for strategy development and communication for the global community in general [100] and for NCDs in particular.

Conclusions

NCD management needs to move towards integrated care, global strategies and multi-modal systems approaches, which will reduce the burden and societal impact of NCDs. To this end, we propose that NCDs must be considered as the expression of a common group of diseases with different risk factors, socio-economic determinants and co-morbidities. This will enable the application of P4 medicine principles to NCDs, exploiting their commonalities, bringing improved global healthcare and the reduction of inequities around the world. The expected results targeted to better support for patients include: (i) better structuring of translational research and development for NCDs; (ii) greatly enhanced prevention and treatment capabilities; (iii) innovative healthcare systems with implementation of follow-up procedures directly in the homes of patients; (iv) slowing down of health expenditure increase; and (v) new interdisciplinary training curricula.

Abbreviations

AIRPROM, AIRway disease, PRedicting Outcomes through patient specific computational Modeling (FP7); BioShare-EU, Biobank Standardization and Harmonization for Research Excellence in the European Union (FP7); ICT, information communication technology; MeDALL, Mechanisms of the Development of ALLergy (FP7); NAEPP-EPR3, National Asthma Education and Prevention Program, Expert Report 3; NCD, non-communicable disease; P4, predictive, preventive, personalized and participatory; U-BIOPRED, Unbiased BIOmarkers in PRediction of respiratory disease outcomes (FP7); UN, United Nations; WHO, World Health Organization.

Competing interests

The authors declare that they have no competing interests in relation to the content of this article.

Acknowledgements

Part of the conceptual work presented has received support from the European commission FP7 projects AIRProm (Grant Agreement FP7 270194), BioShare-EU (Grant Agreement FP7 261433), MeDALL (Grant Agreement FP7 264357), SYNERGY-COPD (Grant Agreement) and U-BIOPRED (Grant Agreement IMI 115010). JB, JMA, AC-T, FK, MLK, SP, CP and CA were supported by MeDALL; PJS, IMA and KFC were supported by U-BIOPRED; JR and AA were supported by SYNERGY-COPD; CB was supported by AIRProm; AC-T was supported by BioShare-EU.

The positions, proposals and ideas expressed in this paper have been discussed by several authors (CA, ZC, LH, AB, JB, AC, SA, DC, DN) during the inaugural event of the European Institute for Systems Biology and Medicine of the Systemoscope International Consortium at the Biovision World Life Sciences Forum in Lyon on 28 March 2011.

Author details

¹Department of Respiratory Diseases, Arnaud de Villeneuve Hospital, CHU Montpellier, INSERM CESP U1018, Villejuif, France. ²Centre for Research in Environmental Epidemiology, Municipal Institute of Medical Research, Epidemiologia y Salud Publica, Universitat Pompeu Fabra, Doctor Aiguader, 88, E-08003 Barcelona, Spain. ³Academic Medical Centre, University of Amsterdam, Meibergdreef 9, 1105 AZ Amsterdam, the Netherlands. ⁴Cellular and Molecular Biology, Imperial College, South Kensington Campus, London SW7 2AZ, UK. ⁵National Heart and Lung Institute, Imperial College, South Kensington Campus, London SW7 2AZ, UK. ⁶Institut Clínic del Tòrax, Hospital Clínic, IDIBAPS, CIBERES, Universitat de Barcelona, Spain. ⁷Department of Infection, Immunity and Inflammation, University of Leicester, Sciences Building, University Road, Leicester, LE1 9HN, UK. ⁸Epidemiology, Public Health, Risks, Chronic Diseases and Handicap, INSERM U558, Toulouse, France. ⁹IRCCS San Raffaele, Via della Pisana, 235, Rome, Italy. ¹⁰Institut Pasteur, Bab Bhar, Avenue Jugurtha, Tunis, 71 843 755, Tunisia. ¹¹Division of Medical Genetics, University of Geneva Medical School, 1 rue Michel-Servet, 1211 Geneva 4, Switzerland. ¹²Department of Diabetology, Montpellier, France. ¹³Telethon Institute of Genomics and Medicine, Via Pietro Castellino, 111 80131 - Napoli, Italy. ¹⁴Department of Pediatrics, University of Padova, Padova, Giustiniani, 3 - 35128, Italy. ¹⁵Scientific Centre of Children's Health, Russian Academy of Medical Sciences, Lomonosovskiy prospect, 2/62, 117963, Moscow, Russia. ¹⁶Department of Dermatology and Allergy, University of Bonn, Sigmund-Freud-Str. 25, 53105 Bonn, Germany. ¹⁷Institut de Génomique Fonctionnelle, CNRS, UMR 5203, INSERM, U661, Université Montpellier 1 and 2, Montpellier, France. ¹⁸Institute of Genomics and Integrative Biology, Near Jubilee Hall, Mall Road, Delhi-110 007, New Delhi, India. ¹⁹Pulmonary Division, Albert Michallon University Hospital, Albert Bonniot Cancer Research Institute, La Tronche, Grenoble, France. ²⁰Endocrine Diseases, Lapeyronie Hospital, Montpellier, France. ²¹Department of Physiology, Nîmes University Hospital, Place du Professeur Robert Debré. 30029 Nîmes Cedex 9, France. ²²Department of Microbiology, Tumour and Cell Biology, Karolinska Institute, Nobels väg 16, KI Solna Campus, Box 280, SE-171 77 Stockholm, Sweden. ²³Department of Medical and Surgical Specialties, University of Modena and Reggio Emilia, Modena, Italy. ²⁴Imperial College London, London, UK. ²⁵Institute for Systems Biology, Seattle, 401 Terry Avenue, North Seattle, WA 98109-5234, USA. ²⁶National Institute of Genetics, Mishima, Japan. ²⁷Auckland Bioengineering Institute, University of Auckland, Level 6, 70 Symonds Street Auckland, 1010. New Zealand. ²⁸Clinical Unit for Osteoarticular Diseases, and INSERM U844, Montpellier, France. ²⁹Centre for Research in Epidemiology and Population Health, INSERM U1018, Villejuif, France. ³⁰Singapore Immunology Network, 8A Biomedical Grove, Level 4 Immunos Building, 138648 Singapore. ³¹Medical University of Lodz, Poland. ³²Department of Molecular Genetics, Weizmann Institute of Science, P.O. Box 26 Rehovot 76100, Israel. ³³Health Economy and Management, Paris-Dauphine University, Paris, France. ³⁴Biotechnology and Biotherapy, IRCM, Paris, France. ³⁵Department of Medicine, Groote Schuur Hospital and University of Cape Town, South Africa. ³⁶Department of Physiology, Montpellier University, and INSERM U1046, France. ³⁷The Estonian Genome Center of University of Tartu, Tartu, Estonia. ³⁸Epsilon, Montpellier, France. ³⁹Department of Physiology, University of Oxford, Le Gros Clark Building, South Parks Road, Oxford OX1 3QX, UK. ⁴⁰Department of Molecular Biology and Genetics, Bilkent University, Faculty of Science, B Building, 06800 Ankara, Turkey. ⁴¹European Patient's Forum (EPF) and European Federation of Allergy and Airways Diseases Patients Associations (EFA), Brussels, Belgium. ⁴²Department of Medicine, University of Kiel, Germany. ⁴³Department of Family Medicine, University of Wisconsin, 1100 Delaplaine Ct. Madison, WI 53715-1896, USA. ⁴⁴Department of Public Health, AL. JEROZOLIMSKIE 87, 02-001 Warsaw, Poland. ⁴⁵Departments of Clinical Epidemiology and Biostatistics and of Medicine, McMaster University, 1280 Main Street West, Rm. 2C12, L8S 4K1 Hamilton, ON, Canada. ⁴⁶Institute of Pharmacology, University of Bern, Friedbühlstrasse 49, CH-3010 Bern, Switzerland. ⁴⁷Cancer Biology and Epigenomics Program, Children's Memorial Research Center and Department of Pediatrics, Northwestern University Feinberg School of Medicine, Chicago, USA. ⁴⁸Research Centre for Molecular Medicine, Lazarettgasse 14, AKH BT 25.3, A-1090, Vienna, Austria. ⁴⁹Department of Medicine, Karolinska Institute, Solna,

SE 171 76 Stockholm, Sweden. ⁵⁰Institute of Chemistry, Universidade de Sao Paulo, Sao Paulo, Brazil. ⁵¹The Hamilton Institute, Maynooth, National University of Ireland, Maynooth, Co. Kildare, Ireland. ⁵²Department of Systems Biology and Bioinformatics, University of Rostock, 18051 Rostock, Germany. ⁵³Faculty of Medicine, University of Maastricht, P.O. Box 616, 6200 MD Maastricht, The Netherlands. ⁵⁴Luxembourg Centre for Systems Biomedicine, University of Luxembourg, Campus Limpertsberg, 162a, avenue de la Faiencerie, L-1511, Luxembourg. ⁵⁵Department of Genetics, University of Leicester, Adrian Building, University Road, Leicester, LE1 7RH, UK. ⁵⁶European Institute for Systems Biology and Medicine, HLA and Medicine, Jean Dausset Laboratory, St Louis Hospital, INSERM U940, Paris, France. ⁵⁷European Institute for Systems Biology and Medicine, Pulmonary Division, Albert Michallon University Hospital, La Tronche, France. ⁵⁸Fundamental and Applied Bioenergetics, INSERM U1055, Joseph Fourier University, Grenoble, France. ⁵⁹Centre for Systems Biomedicine, Jiao-Tong University, Shanghai, China. ⁶⁰European Institute for Systems Biology and Medicine, Claude Bernard University, Lyon, France. ⁶¹Functional Genomics and Systems Biology for Health, CNRS Institute of Biological Sciences, Villejuif, France.

Published: 6 July 2011

References

1. Council conclusions "Innovative approaches for chronic diseases in public health and healthcare systems": Council of the European Union 3053rd Employment, Social Policy Health and Consumer Affairs Council Meeting, Brussels, 7 December 2010. [http://www.consilium.europa.eu/uedocs/cms_data/docs/pressdata/en/lsa/118254.pdf]
2. 2008-2013 Action plan for the global strategy for the prevention and control of non communicable diseases. Prevent and control cardiovascular diseases, cancers, chronic respiratory diseases, diabetes [http://www.who.int/nmh/Actionplan-PC-NCD-2008.pdf]
3. de Rijk MC, Tzourio C, Breteler MM, Dartigues JF, Amaducci L, Lopez-Pousa S, Manubens-Bertran JM, Alperovitch A, Rocca WA: Prevalence of parkinsonism and Parkinson's disease in Europe: the EUROPARKINSON Collaborative Study. *European Community Concerted Action on the Epidemiology of Parkinson's disease. J Neurol Neurosurg Psychiatry* 1997, **62**:10-15.
4. Beaglehole R, Horton R: Chronic diseases: global action must match global evidence. *Lancet* 2010, **376**:1619-1621.
5. Alwan A, Maclean DR, Riley LM, d'Espaignet ET, Mathers CD, Stevens GA, Bettcher D: Monitoring and surveillance of chronic non-communicable diseases: progress and capacity in high-burden countries. *Lancet* 2010, **376**:1861-1868.
6. Narayan KM, Ali MK, Koplan JP: Global noncommunicable diseases--where worlds meet. *N Engl J Med* 2010, **363**:1196-1198.
7. World Health Statistics 2010 report [http://www.who.int/whr/en/index.html]
8. Essential Medicines. WHO Model List (revised March 2008) [http://www.who.int/medicines/publications/essentialmedicines/en/]
9. Cruz AA, Bousquet PJ: The unbearable cost of severe asthma in underprivileged populations. *Allergy* 2009, **64**:319-321.
10. Mayosi BM, Flisher AJ, Lalloo UG, Sitas F, Tollman SM, Bradshaw D: The burden of non-communicable diseases in South Africa. *Lancet* 2009, **374**:934-947.
11. Busse R, Blümel M, Scheller-Kreinsen D, Zentner A: *Tackling Chronic Disease in Europe. Strategies, Interventions and Challenges*. Berlin: WHO; 2010.
12. Barabasi AL, Gulbahce N, Loscalzo J: Network medicine: a network-based approach to human disease. *Nat Rev Genet* 2011, **12**:56-68.
13. Christensen K, Doblhammer G, Rau R, Vaupel JW: Ageing populations: the challenges ahead. *Lancet* 2009, **374**:1196-1208.
14. van Weel C, Schellevis FG: Comorbidity and guidelines: conflicting interests. *Lancet* 2006, **367**:550-551.
15. Valderas JM, Starfield B, Sibbald B, Salisbury C, Roland M: Defining comorbidity: implications for understanding health and health services. *Ann Fam Med* 2009, **7**:357-363.
16. Vogeli C, Shields AE, Lee TA, Gibson TB, Marder WD, Weiss KB, Blumenthal D: Multiple chronic conditions: prevalence, health consequences, and implications for quality, care management, and costs. *J Gen Intern Med* 2007, **22 Suppl** 3:391-395.
17. Spinetti G, Kraenkel N, Emanuelli C, Madeddu P: Diabetes and vessel wall remodelling: from mechanistic insights to regenerative therapies. *Cardiovasc Res* 2008, **78**:265-273.
18. Haahntela T: Allergy is rare where butterflies flourish in a biodiverse environment. *Allergy* 2009, **64**:1799-1803.
19. Jackson FL: Ethnogenetic layering (EL): an alternative to the traditional race model in human variation and health disparity studies. *Ann Hum Biol* 2008, **35**:121-144.
20. Simeoni U, Barker DJ: Offspring of diabetic pregnancy: long-term outcomes. *Semin Fetal Neonatal Med* 2009, **14**:119-124.
21. Barker DJ: Coronary heart disease: a disorder of growth. *Horm Res* 2003, **59 Suppl** 1:35-41.
22. Bousquet J, Jacot W, Yssel H, Vignola AM, Humbert M: Epigenetic inheritance of fetal genes in allergic asthma. *Allergy* 2004, **59**:138-147.
23. Svanes C, Sunyer J, Plana E, Dharmage S, Heinrich J, Jarvis D, de Marco R, Norbäck D, Raheison C, Villani S, Wjst M, Svanes K, Antó JM: Early life origins of chronic obstructive pulmonary disease. *Thorax* 2010, **65**:14-20.
24. Thornburg KL, Shannon J, Thuillier P, Turker MS: In utero life and epigenetic predisposition for disease. *Adv Genet* 2010, **71**:57-78.
25. Rook GA: The hygiene hypothesis and the increasing prevalence of chronic inflammatory disorders. *Trans R Soc Trop Med Hyg* 2007, **101**:1072-1074.
26. Gluckman PD, Hanson MA, Mitchell MD: Developmental origins of health and disease: reducing the burden of chronic disease in the next generation. *Genome Med* 2010, **2**:14.
27. Frison EA, Smith IF, Johns T, Cherfas J, Eyzaguirre PB: Agricultural biodiversity, nutrition, and health: making a difference to hunger and nutrition in the developing world. *Food Nutr Bull* 2006, **27**:167-179.
28. Knip M, Virtanen SM, Seppä K, Ilonen J, Savilahti E, Vaarala O, Reunanen A, Teramo K, Hämäläinen AM, Paronen J, Dosch HM, Hakulinen T, Akerblom HK; Finnish TRIGR Study Group: Dietary intervention in infancy and later signs of beta-cell autoimmunity. *N Engl J Med* 2010, **363**:1900-1908.
29. Lock K, Smith RD, Dangour AD, Keogh-Brown M, Pigatto G, Hawkes C, Fisberg RM, Chalabi Z: Health, agricultural, and economic effects of adoption of healthy diet recommendations. *Lancet* 2010, **376**:1699-1709.
30. Marteau TM, French DP, Griffin SJ, Prevost AT, Sutton S, Watkinson C, Attwood S, Hollands GJ: Effects of communicating DNA-based disease risk estimates on risk-reducing behaviours. *Cochrane Database Syst Rev* 2010:CD007275.
31. Wipfli H, Samet JM: Global economic and health benefits of tobacco control: part 2. *Clin Pharmacol Ther* 2009, **86**:272-280.
32. Torres-Duque C, Maldonado D, Perez-Padilla R, Ezzati M, Viegi G: Biomass fuels and respiratory diseases: a review of the evidence. *Proc Am Thorac Soc* 2008, **5**:577-590.
33. Khoury MJ, Gwinn M, Ioannidis JP: The emergence of translational epidemiology: from scientific discovery to population health impact. *Am J Epidemiol* 2010, **172**:517-524.
34. Marmot M: Achieving health equity: from root causes to fair outcomes. *Lancet* 2007, **370**:1153-1163.
35. Kivimäki M, Shipley MJ, Ferrie JE, Singh-Manoux A, Batty GD, Chandola T, Marmot MG, Smith GD: Best-practice interventions to reduce socioeconomic inequalities of coronary heart disease mortality in UK: a prospective occupational cohort study. *Lancet* 2008, **372**:1648-1654.
36. The World Health Report 2008 – primary health care (now more than ever) [http://www.who.int/whr/2008/en/index.html]
37. Starfield B, Lemke KW, Bernhardt T, Foldes SS, Forrest CB, Weiner JP: Comorbidity: implications for the importance of primary care in 'case' management. *Ann Fam Med* 2003, **1**:8-14.
38. Campbell SM, McDonald R, Lester H: The experience of pay for performance in English family practice: a qualitative study. *Ann Fam Med* 2008, **6**:228-234.
39. Stange KC: A science of connectedness. *Ann Fam Med* 2009, **7**:387-395.
40. Carrier E, Gourevitch MN, Shah NR: Medical homes: challenges in translating theory into practice. *Med Care* 2009, **47**:714-722.
41. Butte AJ: Medicine: the ultimate model organism. *Science* 2008, **320**:325-327.
42. Vestbo J, Rennard S: Chronic obstructive pulmonary disease biomarker(s) for disease activity needed--urgently. *Am J Respir Crit Care Med* 2010, **182**:863-864.
43. National Heart, Lung and Blood Institute: *Expert Panel Report 3: Guidelines for the Diagnosis and Management of Asthma. National Asthma Education and Prevention Program*. Washington DC: US Department of Health and Human Services; 2007.
44. Vijan S: Type 2 diabetes. *Ann Intern Med* 2010, **152**:ITC31-15.
45. Bousquet J, Mantzouranis E, Cruz AA, Ait-Khaled N, Baena-Cagnani CE, Bleecker ER, Brightling CE, Burney P, Bush A, Busse WW, Casale TB, Chan-Yeung M, Chen R, Chowdhury B, Chung KF, Dahl R, Drazen JM, Fabbri LM, Holgate ST, Kauffmann F, Haahtela T, Khaltaev N, Kiley JP, Masjedi MR,

- Mohammad Y, O'Byrne P, Partridge MR, Rabe KF, Togias A, van Weel C, et al.: **Uniform definition of asthma severity, control, and exacerbations: document presented for the World Health Organization Consultation on Severe Asthma.** *J Allergy Clin Immunol* 2010, **126**:926-938.
46. Pare G, Moqadem K, Pineau G, St-Hilaire C: **Clinical effects of home telemonitoring in the context of diabetes, asthma, heart failure and hypertension: a systematic review.** *J Med Internet Res* 2010, **12**:e21.
47. Légaré F, Ratté S, Stacey D, Kryworuchko J, Gravel K, Graham ID, Turcotte S: **Interventions for improving the adoption of shared decision making by healthcare professionals.** *Cochrane Database Syst Rev* 2010:CD006732.
48. Collins RE, Wright AJ, Marteau TM: **Impact of communicating personalized genetic risk information on perceived control over the risk: a systematic review.** *Genet Med* 2011, **13**:273-277.
49. Reeves S, Zwarenstein M, Goldman J, Barr H, Freeth D, Koppel I, Hammick M: **The effectiveness of interprofessional education: key findings from a new systematic review.** *J Interprof Care* 2010, **24**:230-241.
50. **Ottawa Charter for Health Promotion First International Conference on Health Promotion Ottawa, 21 November 1986.** WHO/HPR/HEP/95.1, 1986. [<http://www.who.int/healthpromotion/conferences/previous/ottawa/en/>]
51. Hood L, Heath JR, Phelps ME, Lin B: **Systems biology and new technologies enable predictive and preventative medicine.** *Science* 2004, **306**:640-643.
52. Haahntela T, Tuomisto LE, Pietinalho A, Klaukka T, Erhola M, Kaila M, Nieminen MM, Kontula E, Laitinen LA: **A 10 year asthma programme in Finland: major change for the better.** *Thorax* 2006, **61**:663-670.
53. Chan BC, Perkins D, Wan Q, Zwar N, Daniel C, Crookes P, Harris MF: **Finding common ground? Evaluating an intervention to improve teamwork among primary health-care professionals.** *Int J Qual Health Care* 2010, **22**:519-524.
54. Auffray C, Chen Z, Hood L: **Systems medicine: the future of medical genomics and healthcare.** *Genome Med* 2009, **1**:2.
55. Price N, Edelman L, Lee I, Yoo H, Hwang D, Carlson G, et al.: **Genomic and Personalized Medicine: from Principles to Practice.** Edited by Ginsburg G, Willard H. New York: Elsevier; 2008
56. Auffray C, Balling R, Benson M, Bertero M, Byrne H, Cascante M, Colding-Jørgensen M, De Pauw E, Fabbri LM, Foulkes T, Goryanin I, Harrison D, Henney A, Hoeveler A, Iris F, Kyriakopoulou C, Klingmüller U, Kolch W, Lahesmaa R, Lemberger T, Lévi F, Lichtenberg H, Lotteau V, Mayer B, Mialhe A, Mulligan B, Rozman D, Siest G, Swinton J, Ueffing M, et al.: **From Systems Biology to Systems Medicine, European Commission, DG Research, Directorate of Health. Brussels 14-15 June 2010.** Workshop report; 2010. [ftp://ftp.cordis.europa.eu/pub/fp7/health/docs/final-report-systems-medicine-workshop_en.pdf]
57. Hood L, Friend S: **Predictive, personalized, preventative, participatory cancer medicine.** *Nat Rev Clin Oncol* 2011, in press.
58. Auffray C, Charron D, Hood L: **Predictive, preventive, personalized and participatory medicine: back to the future.** *Genome Med* 2010, **2**:57.
59. Burke W, Burton H, Hall AE, Karmali M, Khoury MJ, Knoppers B, Meslin EM, Stanley F, Wright CF, Zimmern RL: **Extending the reach of public health genomics: what should be the agenda for public health in an era of genome-based and "personalized" medicine?** *Genet Med* 2010, **12**:785-791.
60. Manolio TA, Bailey-Wilson JE, Collins FS: **Genes, environment and the value of prospective cohort studies.** *Nat Rev Genet* 2006, **7**:812-820.
61. Scheffer M, Bascompte J, Brock WA, Brovkin V, Carpenter SR, Dakos V, Held H, van Nes EH, Rietkerk M, Sugihara G: **Early-warning signals for critical transitions.** *Nature* 2009, **461**:53-59.
62. Hwang D, Lee IY, Yoo H, Gehlenborg N, Cho JH, Petritis B, Baxter D, Pitstick R, Young R, Spicer D, Price ND, Hohmann JG, Dearmond SJ, Carlson GA, Hood LE: **A systems approach to prion disease.** *Mol Syst Biol* 2009, **5**:252.
63. Muskulus M, Slats AM, Sterk PJ, Verduyn-Lunel S: **Fluctuations and determinism of respiratory impedance in asthma and chronic obstructive pulmonary disease.** *J Appl Physiol* 2010, **109**:1582-1591.
64. Frey U, Brodbeck T, Majumdar A, Taylor DR, Town GI, Silverman M, Suki B: **Risk of severe asthma episodes predicted from fluctuation analysis of airway function.** *Nature* 2005, **438**:667-670.
65. Bousquet J, Anto J, Auffray C, Akdis M, Cambon-Thomsen A, Keil T, Haahntela T, Lambrecht BN, Postma DS, Sunyer J, Valenta R, Akdis CA, Annesi-Maesano I, Arno A, Bachert C, Ballester F, Basagana X, Baumgartner U, Bindslev-Jensen C, Brunekreef B, Carlsen KH, Chatzi L, Cramer R, Eveno E, Forastiere F, Garcia-Aymerich J, Guerra S, Hammad H, Heinrich J, Hirsch D, et al.: **MeDALL (Mechanisms of the Development of ALLergy): an integrated approach from phenotypes to systems medicine.** *Allergy* 2011, **66**:596-604.
66. Agustí A, Sobradillo P, Celli B: **Addressing the complexity of chronic obstructive pulmonary disease: from phenotypes and biomarkers to scale-free networks, systems biology, and p4 medicine.** *Am J Respir Crit Care Med* 2011, **183**:1129-1137.
67. Kuhn KA, Knoll A, Mewes HW, Schwaiger M, Bode A, Broy M, Daniel H, Feussner H, Gradinger R, Hauner H, Höfler H, Holzmann B, Horsch A, Kemper A, Krcmar H, Kochs EF, Lange R, Leidl R, Mansmann U, Mayr EW, Meitinger T, Molls M, Navab N, Nüsslin F, Peschel C, Reiser M, Ring J, Rummeny EJ, Schlichter J, Schmid R, Wichmann HE, Ziegler S: **Informatics and medicine-- from molecules to populations.** *Methods Inf Med* 2008, **47**:283-295.
68. Ullman-Cullere MH, Mathew JP: **Emerging landscape of genomics in the electronic health record for personalized medicine.** *Hum Mutat* 2011, **32**:512-516.
69. Maojo V, de la Calle G, Martin-Sanchez F, Diaz C, Sanz F: **INFOBIOMED: European Network of Excellence on Biomedical Informatics to support individualised healthcare.** *AMIA Annu Symp* 2005:1041.
70. Maojo V, Martin-Sanchez F: **Bioinformatics: towards new directions for public health.** *Methods Inf Med* 2004, **43**:208-214.
71. **BBMRI during the transition phase** [<http://www.bbMRI.eu/>]
72. **BioSHaRE** [<http://www.p3g.org/bioshare/>]
73. Dudley JT, Schadt E, Sirota M, Butte AJ, Ashley E: **Drug discovery in a multidimensional world: systems, patterns, and networks.** *J Cardiovasc Transl Res* 2010, **3**:438-447.
74. Sarkar IN: **Biomedical informatics and translational medicine.** *J Transl Med* 2010, **8**:22.
75. Broadhurst D, Kell D: **Statistical strategies for avoiding false discoveries in metabolomics and related experiments.** *Metabolomics* 2006, **2**:171-196.
76. Auffray C, Adcock IM, Chung KF, Djukanovic R, Pison C, Sterk PJ: **An integrative systems biology approach to understanding pulmonary diseases.** *Chest* 2010, **137**:1410-1416.
77. Oresic M, Simell S, Sysi-Aho M, Näntö-Salonen K, Seppänen-Laakso T, Parikka V, Katajamaa M, Hekkala A, Mattila I, Keskinen P, Yetukuri L, Reinikainen A, Lähde J, Suortti T, Hakalax J, Simell T, Hyöty H, Veijola R, Ilonen J, Lahesmaa R, Knip M, Simell O: **Dysregulation of lipid and amino acid metabolism precedes islet autoimmunity in children who later progress to type 1 diabetes.** *J Exp Med* 2008, **205**:2975-2984.
78. Bougneres P, Valleron AJ: **Causes of early-onset type 1 diabetes: toward data-driven environmental approaches.** *J Exp Med* 2008, **205**:2953-2957.
79. Szalma S, Koka V, Khasanova T, Perakslis ED: **Effective knowledge management in translational medicine.** *J Transl Med* 2010, **8**:68.
80. Gröne O, Garcia-Barbero M: **Integrated care. A position paper of the WHO European office for integrated health care services.** *Int J Integr Care* 2001, **1**:e21.
81. **UK Medical Research Council strategy "Research Changing Lives"** [<http://www.mrc.ac.uk/About/Strategy/StrategicPlan2009-2014/index.htm>]
82. Tapp H, Dulin M: **The science of primary health-care improvement: potential and use of community-based participatory research by practice-based research networks for translation of research into practice.** *Exp Biol Med (Maywood)* 2010, **235**:290-299.
83. Gofin J, Foz G: **Training and application of community-oriented primary care (COPC) through family medicine in Catalonia, Spain.** *Fam Med* 2008, **40**:196-202.
84. Katon WJ, Lin EH, Von Korff M, Ciechanowski P, Ludman EJ, Young B, Peterson D, Rutter CM, McGregor M, McCulloch D: **Collaborative care for patients with depression and chronic illnesses.** *N Engl J Med* 2010, **363**:2611-2620.
85. Ninot G, Moullec G, Desplan J, Prefaut C, Varray A: **Daily functioning of dyspnea, self-esteem and physical self in patients with moderate COPD before, during and after a first inpatient rehabilitation program.** *Disabil Rehabil* 2007, **29**:1671-1678.
86. O'Connor AM, Bennett CL, Stacey D, Barry M, Col NF, Eden KB, Entwistle VA, Fiset V, Holmes-Rovner M, Khangura S, Llewellyn-Thomas H, Rovner D: **Decision aids for people facing health treatment or screening decisions.** *Cochrane Database Syst Rev* 2009:CD001431.
87. Sidall C, Kjaeserud G, Dziworski W, Przywara B, Xavier A: **Healthy Ageing: Keystone for a Sustainable Europe. EU Health Policy in the Context of Demographic Change: Discussion Paper of the Services of DG SANCO, DG ECFIN and DG EMPL.** Edited by HaCPD-G. European Commission; 2007.
88. Koh HK, Oppenheimer SC, Massin-Short SB, Emmons KM, Geller AC, Viswanath K: **Translating research evidence into practice to reduce health disparities: a social determinants approach.** *Am J Public Health* 2010, **100** Suppl 1:572-80.

89. Marmot M, Friel S, Bell R, Houweling TA, Taylor S: **Closing the gap in a generation: health equity through action on the social determinants of health.** *Lancet* 2008, **372**:1661-1669.
90. Kenny NP, Sherwin SB, Baylis FE: **Re-visioning public health ethics: a relational perspective.** *Can J Public Health* 2010, **101**:9-11.
91. Bousquet J, Schünemann HJ, Zuberbier T, Bachert C, Baena-Cagnani CE, Bousquet PJ, Brozek J, Canonica GW, Casale TB, Demoly P, Gerth van Wijk R, Ohta K, Bateman ED, Calderon M, Cruz AA, Dolen WK, Haughney J, Lockey RF, Lötqvall J, O'Byrne P, Spranger O, Togias A, Bonini S, Boulet LP, Camargos P, Carlsen KH, Chavannes NH, Delgado L, Durham SR, Fokkens WJ, *et al.*: **Development and implementation of guidelines in allergic rhinitis – an ARIA-GA2LEN paper.** *Allergy* 2010, **65**:1212-1221.
92. Boyd CM, Darer J, Boulton C, Fried LP, Boulton L, Wu AW: **Clinical practice guidelines and quality of care for older patients with multiple comorbid diseases: implications for pay for performance.** *JAMA* 2005, **294**:716-724.
93. Ait-Khaled N, Enarson DA, Bissell K, Billo NE: **Access to inhaled corticosteroids is key to improving quality of care for asthma in developing countries.** *Allergy* 2007, **62**:230-236.
94. Beran D, McCabe A, Yudkin JS: **Access to medicines versus access to treatment: the case of type 1 diabetes.** *Bull World Health Organ* 2008, **86**:648-649.
95. Zhu C: **Science-based health care.** *Science* 2010, **327**:1429.
96. **Innovative Medicines Initiative** [<http://www.imi.europa.eu>]
97. **The NIH Common Fund** [<http://nihroadmap.nih.gov/>]
98. Auffray C: **Sharing knowledge: a new frontier for public-private partnerships in medicine.** *Genome Med* 2009, **1**:29.
99. Sundewall J, Swanson RC, Betigeri A, Sanders D, Collins TE, Shakarishvili G, Brugha R: **Health-systems strengthening: current and future activities.** *Lancet* 2011, **377**:1222-1223.
100. Swanson RC, Bongiovanni A, Bradley E, Murugan V, Sundewall J, Betigeri A, Nyongato F, Cattaneo A, Harless B, Ostrovsky A, Labonté R: **Toward a consensus on guiding principles for health systems strengthening.** *PLoS Med* 2010, **7**:e1000385.
101. Bousquet J, Khaltayev N: *Global Surveillance, Prevention and Control of Chronic Respiratory Diseases. A comprehensive approach.* Geneva: Global Alliance against Chronic Respiratory Diseases, World Health Organization; 2007.
102. Alleyne G, Stuckler D, Alwan A: **The hope and the promise of the UN Resolution on non-communicable diseases.** *Global Health* 2010, **6**:15.
103. **Healthy aging. Improving and extending quality of life among older Americans.** Center for Disease Control and Prevention [<http://www.cdc.gov/chronicdisease/resources/publications/aag/aging.htm>]
104. Gordon RS Jr: **An operational classification of disease prevention.** *Public Health Rep* 1983, **98**:107-109.

doi:10.1186/gm259

Cite this article as: Bousquet J, *et al.*: Systems medicine and integrated care to combat chronic noncommunicable diseases. *Genome Medicine* 2011, **3**:43.