



HAL
open science

An invariant manifold approach to nonlinear normal modes of oscillation

Steven Shaw

► **To cite this version:**

Steven Shaw. An invariant manifold approach to nonlinear normal modes of oscillation. *Journal of Nonlinear Science*, 1994, 4, pp.419-448. 10.1007/BF02430640 . hal-01354040

HAL Id: hal-01354040

<https://hal.science/hal-01354040>

Submitted on 17 Aug 2016

HAL is a multi-disciplinary open access archive for the deposit and dissemination of scientific research documents, whether they are published or not. The documents may come from teaching and research institutions in France or abroad, or from public or private research centers.

L'archive ouverte pluridisciplinaire **HAL**, est destinée au dépôt et à la diffusion de documents scientifiques de niveau recherche, publiés ou non, émanant des établissements d'enseignement et de recherche français ou étrangers, des laboratoires publics ou privés.



Distributed under a Creative Commons Attribution 4.0 International License

An Invariant Manifold Approach to Nonlinear Normal Modes of Oscillation

S. W. Shaw

Department of Mechanical Engineering and Applied Mechanics, The University of Michigan, Ann Arbor, MI 48109-2125, USA

Summary. A method for determining the amplitude-dependent mode shapes and the corresponding modal dynamics of weakly nonlinear vibratory systems is described. The method is a combination of a Galerkin projection and invariant manifold techniques and is applied to a class of distributed parameter vibratory systems. In this paper the general theory for a class of conservative systems is outlined and applied to determine the nonlinear mode shapes and modal dynamics of a linear Euler–Bernoulli beam attached to a nonlinear elastic foundation.

Key words. nonlinear vibrations, nonlinear oscillations, invariant manifolds, normal modes, Galerkin

1. Introduction

Traditional methods for determining the effects of nonlinearities on the mode shapes of vibrating systems typically involve an assumed form of harmonic time behavior and series expansions for the frequency of oscillation and the mode shapes in terms of the amplitude of vibration (see, for example, Bennouna and White [1], Benamar et al. [2], or Szemplinska [3]). A more formal approach is found in the classical work of Rosenberg [4], which was followed by many subsequent efforts, for example, those of Rand [5–7] and Vakakis [8–10] and their co-workers, all of which used definitions of normal modes in terms of periodic motions for finite-dimensional, conservative, nonlinear systems, typically with two degrees-of-freedom. Recent work by Jezequel and Lamarque [11] uses normal form theory to generate nonlinear normal modes, again for systems with two degrees of freedom. Their approach does

allow for the inclusion of special types of damping. Vakakis has used nonlinear normal mode methods to analyze nonlinear effects on mode localization in multi degree of freedom, cyclic systems [12].

The method described herein takes a point of view, which is fundamentally different from that found in previous engineering literature on the subject. Rather than view nonlinear normal modes as synchronous motions of conservative systems, they are viewed as motions on invariant manifolds which are tangent to, and of the same dimension as, the linear eigenspaces in the system phase space. These manifolds are the standard foliation of the center-stable manifold of the equilibrium point of interest, and their existence depends crucially on certain nonresonance conditions being satisfied.

These manifolds are familiar to someone trained in dynamical systems theory, but they have only recently been exploited for the construction of nonlinear normal mode shapes and modal dynamics. Shaw and Pierre developed methods of constructing nonlinear normal modes for both lumped-parameter [13] and distributed parameter [14] vibratory systems in this manner. Such an approach allows for the definition and construction of nonlinear normal modes even in the presence of gyroscopic and/or dissipative terms. These efforts were followed by the work of Nayfeh and co-workers [15, 16], who use both perturbation and invariant manifold techniques to generate nonlinear normal modes, including the investigation of a case with internal resonance [17]. King and Vakakis [18] have used a combination of Rosenberg's ideas with the method presented in [14] in order to generate normal modes for continuous systems. This work also includes an investigation of the stability properties of nonlinear modes.

Along similar lines, much work has been done on the existence and smoothness of these manifolds for finite-dimensional, conservative, Hamiltonian systems. The main result in the nonresonant case is the Lyapunov center theorem which states that if the Hamiltonian is C^1 and the linearized system has purely imaginary eigenvalues $\pm\Omega_j$ ($j = 1, \dots, m$) such that for $j \neq k$, $\Omega_k/\Omega_j \neq n$ ($n = 1, 2, 3, \dots$), then there exist m two-dimensional, local C^1 invariant manifolds. (This result is due to Lyapunov, and a simple proof is given by Kelly [19].) These are the nonlinear normal mode manifolds of interest here, and each manifold contains a one-parameter family of periodic solutions. Other work in this area includes that of Weinstein and Moser on bounds for the number of periodic orbits which can exist near an equilibrium point [20, 21], and extensive work on the resonant cases; see [22–25], for example. It is important to point out that in the strong resonance cases ($n = 1, 2, 3$), the number of families of periodic solutions is not generally the same as the number of pairs of complex conjugate eigenvalues. The nonlinear normal modes defined in the present work do not generally exist in such cases.

The method developed by Shaw and Pierre [14] is a systematic means for generating nonlinear normal mode manifolds for nonresonant partial differential equations which arise in structural vibrations. It involves some rather cumbersome calculation steps and the results depend on the selection of a suitable base point. The method described herein is aimed at providing an alternative approach which avoids some of these difficulties. The first step is to apply a usual Galerkin projection of the partial differential equations of motion onto a set of basis functions which

consist of the mode shapes of the linearized system. This leads to a set of ordinary differential equations which describe the dynamics of the nonlinear system in terms of the linear modal amplitudes. This standard first step leads to equations of motion which are uncoupled at linear order. The invariant manifold approach developed in [13] is then applied in order to determine how the nonlinear coupling distorts the mode shapes and dynamics in the weakly nonlinear system. At this step it is important to treat the linear modal amplitudes and velocities as independent variables, as they provide the coordinates which parameterize the manifolds. Overall, this procedure provides a straightforward means for determining the amplitude-dependent shapes of natural vibration for weakly nonlinear, distributed parameter systems. The resonance cases are flagged directly by singularities in the equations which are to be solved for the coefficients describing the manifolds.

One important conclusion of the results obtained is that one must be careful when generating reduced order models for the vibration of continua using modal projections. The typical step of projecting the partial differential equation onto a subset of the linear modes must be done with care, especially if one requires more than first-order nonlinear information about the system at hand. This shortcoming was observed by Nayfeh et al. [26] in the analysis of the dynamic response of a valve system, and is systematically explored here.

The paper is arranged as follows. In Section 2 the general method is described for a class of weakly nonlinear partial differential equations which arise in mechanical vibrations of distributed parameter systems. The method is applied to an example problem in Section 3 and the paper closes with some remarks in Section 4. It should be noted that the methods presented herein were motivated by the analysis of nonlinear mechanical structures, but they may have a wider range of applicability.

2. The Method

2.1. Equations of Motion

Consider one-dimensional vibrations of a one-dimensional continuum which occupies the region described by the spatial variable $s \in (0, 1)$. The equations of motion are assumed to be of the form

$$\frac{\partial^2 w(s, t)}{\partial t^2} + L(w(s, t)) + N(w(s, t)) = 0 \quad (1)$$

with linear boundary conditions at $s = 0, 1$ of

$$B_1(w(s, t))|_{s=0} = 0, \quad B_2(w(s, t))|_{s=1} = 0. \quad (2)$$

The equilibrium configuration about which the system vibrates is taken to be $w(s, t) = 0$, that is, $L(0) = N(0) = 0$. The operator L is taken to be linear and self-adjoint, while the nonlinear operator N is assumed to possess smoothness properties that allow it to be expanded to any order desired. The linear system,

$N = 0$, is assumed to have nonzero natural frequencies Ω_j with $\Omega_j/\Omega_k \neq 1, 2, 3, \dots$ and associated normal mode shapes $\phi_j(s)$ for $j = 1, 2, 3, \dots$, which are normalized according to the definition given in equation (4) below. The system eigenvalues are thus $\pm i\Omega_j$. The inner product between real-valued functions on the unit interval is defined in the usual manner as

$$\langle f(s), g(s) \rangle = \int_0^1 f(\xi)g(\xi) d\xi. \quad (3)$$

The following general properties then hold for the linear system:

$$\begin{aligned} \langle \phi_i(s), \phi_j(s) \rangle &= \delta_{ij}, \\ \langle \phi_i(s), L(\phi_j(s)) \rangle &= \Omega_j^2 \delta_{ij}, \end{aligned} \quad (4)$$

where δ_{ij} is the Kronecker delta.

The solution of the equation of motion is now assumed to be of the form of an infinite series involving the linear normal modes and their amplitudes as functions of time as

$$w(s, t) = \sum_{j=1}^{\infty} \phi_j(s)q_j(t). \quad (5)$$

Here $q_j(t)$ represents the contribution of the j th linear mode to the response. This solution form is substituted into the equation of motion, which is then projected onto the linear modes by using the inner product. Using the properties of the linear system, this results in the following set of differential equations of motion in terms of the linear modal amplitudes:

$$\ddot{q}_i(t) + \Omega_i^2 q_i(t) + G_i(\mathbf{q}(t)) = 0, \quad i = 1, 2, 3, \dots, \quad (6)$$

where an overdot denotes a time derivative, \mathbf{q} is the infinite-dimensional vector comprised of the q_i 's, and the nonlinear coupling terms in G_i are determined from

$$G_i(\mathbf{q}(t)) = \left\langle \phi_i(s), N \left(\sum_{j=1}^{\infty} \phi_j(s)q_j(t) \right) \right\rangle, \quad i = 1, 2, 3, \dots \quad (7)$$

These can, to cubic order in the q_j 's, be expressed as

$$\begin{aligned} G_i(\mathbf{q}(t)) &= \sum_{l=1}^{\infty} \sum_{m=1}^{\infty} \nu_{ilm} q_l(t)q_m(t) + \sum_{l=1}^{\infty} \sum_{m=1}^{\infty} \sum_{n=1}^{\infty} \mu_{ilmn} q_l(t)q_m(t)q_n(t) + \dots, \\ i &= 1, 2, 3, \dots, \end{aligned} \quad (8)$$

where the ν_{ilm} and μ_{ilmn} coefficients depend on the nonlinearity and the mode number i .

In order to determine the nonlinear normal modes in terms of invariant manifolds by the method developed in [13], these equations of motion are written in

first-order form as

$$\begin{aligned}\dot{q}_i(t) &= p_i(t), \\ \dot{p}_i(t) &= -\Omega_i^2 q_i(t) - G_i(\mathbf{q}(t)), \quad i = 1, 2, 3, \dots\end{aligned}\tag{9}$$

We restrict our attention to systems for which Ω_i/Ω_j is not equal to an integer for $i \neq j$.

In the following, the present approach will be compared with the more commonly used method of “direct projection” onto a single mode. That approach employs a single mode, say ϕ_j , in the expansion (5) and projects the equations of motion onto that mode. The $i = j$ equation of motion is the only one of interest in that case, and it has the same form as equation (9) with $i = j$, except that the multiple sums in G_j are reduced to the terms $\nu_{jjj}q_j^2(t) + \mu_{jjj}q_j^3(t) + \dots$. The effects of the missing terms are considered in detail below.

2.2. The Normal Mode Invariant Manifold Equations

The key observation made in [13] is that for either a linear or a nonlinear system a normal mode motion is one of a family of motions for which the system behaves like a single degree of freedom oscillator; that is, like a second-order nonlinear oscillator. Such a motion will take place on a two-dimensional invariant manifold. For linear oscillatory systems these manifolds are the planar eigenspaces associated with the complex conjugate pairs of eigenvalues. The existence of these eigenplanes for the linear system is guaranteed for this class of systems with the given assumptions on the frequencies. For weakly nonlinear systems of the type being considered here, the curved manifolds are necessarily tangent to the linear eigenspaces at the equilibrium ($w(s, t) \equiv 0$). Once these manifolds have been determined, the manner in which the linear modes combine to form the nonlinear normal modes will be evident. In addition, the dynamics on these manifolds, which represent the associated dynamics of the nonlinear normal mode, are easily recovered.

The construction of the modal manifolds is carried out in the usual manner. First, one must choose coordinates which describe the manifold; in this case (q_k, p_k) are a natural choice for the k th normal mode. Next, it is assumed that if the motion of (q_k, p_k) is known, then the motion of all other (q_i, p_i) pairs can be described in terms of (q_k, p_k) ; this reduces the dynamics of the entire system to that of a single degree of freedom system or, equivalently, the dynamics are restricted to a two-dimensional manifold. Also, the equations of motion must be satisfied for such a specific type of motion. These ingredients lead to a set of equations for the normal mode manifolds which, although not solvable in general, easily admit solutions in series form in the variables (q_k, p_k) , just as is done in the construction of other types of invariant manifolds (see, for example, [27] or [28]). The solution of the manifolds contains the desired information regarding the composition of the nonlinear normal modes in terms of the linear normal modes.

By defining $(q_k, p_k) = (u_k, v_k)$, a normal mode motion is assumed to exist and be (at least locally) expressible in the form

$$\begin{aligned} q_i(t) &= Q_{ik}(u_k(t), v_k(t)), \\ p_i(t) &= P_{ik}(u_k(t), v_k(t)), \quad i = 1, 2, 3, \dots, \end{aligned} \quad (10)$$

where, by definition,

$$\begin{aligned} Q_{kk}(u_k(t), v_k(t)) &= u_k(t), \\ P_{kk}(u_k(t), v_k(t)) &= v_k(t). \end{aligned} \quad (11)$$

In this way, the dynamics of the entire structure is specified by the dynamics of the k th linear modal amplitude and velocity.

The equations for the Q_{ik} 's and P_{ik} 's are obtained by first taking a time derivative of each item in equation (10) to obtain

$$\begin{aligned} \dot{q}_i &= \frac{\partial Q_{ik}}{\partial u_k} \dot{u}_k + \frac{\partial Q_{ik}}{\partial v_k} \dot{v}_k, \\ \dot{p}_i &= \frac{\partial P_{ik}}{\partial u_k} \dot{u}_k + \frac{\partial P_{ik}}{\partial v_k} \dot{v}_k, \quad i = 1, 2, 3, \dots \end{aligned} \quad (12)$$

The following substitutions from the equations of motion and equation (10) are then made:

$$\begin{aligned} \dot{u}_k &\rightarrow v_k, \\ \dot{v}_k &\rightarrow -\Omega_k^2 u_k - G_k(\mathbf{Q}_k), \\ \dot{q}_i &\rightarrow P_{ik}, \\ \dot{p}_i &\rightarrow -\Omega_i^2 Q_{ik} - G_i(\mathbf{Q}_k), \end{aligned}$$

where \mathbf{Q}_k is the vector of Q_{ik} 's with $i = 1, 2, \dots$. This process eliminates all time derivatives from equation (12), resulting in the following equations for the Q_{ik} 's and P_{ik} 's in terms of u_k and v_k :

$$P_{ik} = \frac{\partial Q_{ik}}{\partial u_k} v_k + \frac{\partial Q_{ik}}{\partial v_k} (-\Omega_k^2 u_k - G_k(\mathbf{Q}_k)), \quad i = 1, 2, 3, \dots, \quad (13)$$

$$-\Omega_i^2 Q_{ik} - G_i(\mathbf{Q}_k) = \frac{\partial P_{ik}}{\partial u_k} v_k + \frac{\partial P_{ik}}{\partial v_k} (-\Omega_k^2 u_k - G_k(\mathbf{Q}_k)), \quad i = 1, 2, 3, \dots \quad (14)$$

Note that the $i = k$ equations are trivially satisfied.

A closed form solution of these equations is not generally attainable (except in the case of so-called similar normal modes [8]), but a local solution near the origin

can be obtained in terms of a series expansion. Matters are simplified by noting that for conservative, nongyroscopic systems, only those terms which are consistent with constant amplitude, standing wave normal modes are required. Thus, to cubic nonlinear order, the series is given by

$$Q_{ik}(u_k, v_k) = a_{1ik}u_k + a_{3ik}u_k^2 + a_{5ik}v_k^2 + a_{6ik}u_k^3 + a_{8ik}u_kv_k^2 + \dots, \\ i = 1, 2, 3, \dots, \quad (15)$$

$$P_{ik}(u_k, v_k) = b_{2ik}v_k + b_{4ik}u_kv_k + b_{7ik}u_k^2v_k + b_{9ik}v_k^3 + \dots, \quad i = 1, 2, 3, \dots,$$

where the following identities for $i = k$ are obvious from equation (11):

$$a_{1kk} = b_{2kk} = 1, \quad (16)$$

$$a_{jkk} = b_{lkk} = 0, \quad j \neq 1, l \neq 2. \quad (17)$$

(The missing a_{jik} and b_{lik} coefficients are identically zero in the conservative, nongyroscopic case; see [13] for examples where they are nonzero. This is easily confirmed by including them in the above and subsequent steps.)

Substituting the expansions (15) into equations (13) and (14), expanding in terms of u_k and v_k , and gathering the coefficients of the $u_k^{m_1}v_k^{m_2}$ terms, where $m_1, m_2 = 0, 1, 2, 3$ and $m_1 + m_2 < 4$ (we are working only to cubic order here), yields a set of equations in terms of the unknowns a_{jik} and b_{lik} . These equations are as follows.

At linear order:

from equation (13), the v_k coefficient

$$b_{2ik} = a_{1ik}; \quad (18)$$

from equation (14), the u_k coefficient

$$-a_{1ik}\Omega_k^2 = -b_{2ik}\Omega_i^2. \quad (19)$$

At quadratic order:

from equation (13), the u_kv_k coefficient

$$b_{4ik} = 2a_{3ik} - 2a_{5ik}\Omega_k^2; \quad (20)$$

from equation (14), the u_k^2 coefficient

$$-a_{3ik}\Omega_i^2 - v_{ikk} = -b_{4ik}\Omega_k^2; \quad (21)$$

from equation (14), the v_k^2 coefficient

$$-a_{5ik}\Omega_i^2 = b_{4ik}. \quad (22)$$

At cubic order:

from equation (13), the $u_k^2v_k$ coefficient

$$b_{7ik} = 3a_{6ik} - 2a_{5ik}v_{kkk} - 2a_{8ik}\Omega_k^2; \quad (23)$$

from equation (13), the v_k^3 coefficient

$$b_{9ik} = a_{8ik}; \quad (24)$$

from equation (14), the u_k^3 coefficient

$$\begin{aligned} & -a_{6ik}\Omega_i^2 - \sum_{l=1}^{\infty} \sum_{m=1}^{\infty} v_{ilm}(a_{3lm} + a_{3ml}) - \mu_{ikkk} \\ & = -b_{7ik}\Omega_k^2 - b_{2ik} \sum_{l=1}^{\infty} \sum_{m=1}^{\infty} v_{klm}(a_{3lm} + a_{3ml}) - \mu_{kkkk}b_{2ik} - b_{4ik}v_{kkk}; \end{aligned} \quad (25)$$

from equation (14), the $u_k v_k^2$ coefficient

$$\begin{aligned} & -a_{8ik}\Omega_i^2 - \sum_{l=1}^{\infty} \sum_{m=1}^{\infty} v_{ilm}(a_{5lm} + a_{5ml}) \\ & = 2b_{7ik} - 3b_{9ik}\Omega_k^2 - b_{2ik} \sum_{l=1}^{\infty} \sum_{m=1}^{\infty} v_{klm}(a_{5lm} + a_{5ml}). \end{aligned} \quad (26)$$

Several features of these equations are worth noting. First, they are linear in the unknowns, and nonhomogeneous terms arise from the nonlinearity. Also, the known solution for the $i = k$ case [see equation (11)] is consistent with these equations. The solution for the coefficients of the linear, quadratic, and cubic terms are now considered in turn.

Regarding the linear terms, it is immediately clear from equations (18) and (21) that

$$a_{1ik} = b_{2ik} = \delta_{ik} \quad (27)$$

since $\Omega_k \neq \Omega_i$ and using identity (16) above. This is not unexpected, since it simply says that the only contribution at the linear order to the k th nonlinear normal mode comes only from the k th linear mode. As described in detail below, this implies that the linear modes are sufficient for correctly capturing the leading order nonlinear dynamics, as nonlinear corrections to the mode shapes will not affect the leading order nonlinear terms in the equations of motion. However, the modal distortions must be accounted for if one considers higher order dynamics.

Regarding the quadratic terms, these represent three linear equations in three unknowns, and are easily solved when the equations are nonsingular. The solution is given by

$$\begin{aligned} a_{3ik} &= \frac{v_{ikk}(\Omega_i^2 - 2\Omega_k^2)}{\Delta_{2ik}}, \\ a_{5ik} &= \frac{-2v_{ikk}}{\Delta_{2ik}}, \\ b_{4ik} &= \frac{2v_{ikk}\Omega_i^2}{\Delta_{2ik}}, \\ \Delta_{2ik} &= \Omega_i^2(4\Omega_k^2 - \Omega_i^2), \quad \forall i \neq k. \end{aligned} \quad (28)$$

The coefficients for $i = k$ are given in equation (16) above. Note that these equations are singular in two cases: (1) If any $\Omega_i = 2\Omega_k$, an internal resonance condition arises in which the i and k modes cannot be uncoupled. (2) If any $\Omega_i = 0$, a condition not allowed by the original restrictions on the natural frequencies.

The solution for the cubic terms involves four linear equations in four unknowns, with nonhomogeneous terms which arise from the cubic order nonlinearity in the equation of motion and from the solution at quadratic order. The appearance of terms from lower order at the current order is typical of such procedures and is well known in, for example, perturbation and normal form calculations. The solution for the cubic coefficients, for $i \neq k$, are given by

$$\begin{aligned}
a_{6ik} &= \frac{(7\Omega_k^2 - \Omega_i^2)(\mu_{ikkk} - \nu_{kkk}b_{4kk} + \sigma_{i3}) + 2\nu_{kkk}a_{5kk}\Omega_k^2(3\Omega_k^2 - \Omega_i^2) - 2\Omega_k^4\sigma_{i5}}{\Delta_{3ik}}, \\
a_{8ik} = b_{9ik} &= \frac{6\mu_{ikkk} + 2\nu_{kkk}(-3b_{4kk} + 2a_{5kk}\Omega_i^2) + 6\sigma_{i3} + (-\Omega_i^2 + 3\Omega_k^2)\sigma_{i5}}{\Delta_{3ik}}, \\
b_{7ik} &= \frac{(3\Omega_k^2 - \Omega_i^2)(3(\mu_{ikkk} + \sigma_{i3} - \nu_{kkk}b_{4kk}) + 2\nu_{kkk}a_{5kk}\Omega_i^2) + 2\Omega_i^2\Omega_k^2\sigma_{i5}}{\Delta_{3ik}}, \tag{29}
\end{aligned}$$

$$\Delta_{3ik} = (\Omega_k^2 - \Omega_i^2)(9\Omega_k^2 - \Omega_i^2),$$

$$\sigma_{ij} = \sum_{l=1}^{\infty} \sum_{m=1}^{\infty} \nu_{ilm}(a_{jlm} + a_{jml}), \quad j = 3, 5.$$

The coefficients for $i = k$ are given in equation (17) above. Note that these equations are singular whenever $\Omega_i = 3\Omega_k$ or $\Omega_i = \Omega_k$, resonance conditions not allowed by the original restrictions on the natural frequencies.

The σ_{ij} terms can be simplified by noting that, although the a_{jlm} terms are not symmetric in the l and m subscripts, they are summed over both l and m , so that

$$\begin{aligned}
\sigma_{ij} &= \sum_{l=1}^{\infty} \sum_{m=1}^{\infty} \nu_{ilm}(a_{jlm} + a_{jml}) \\
&= 2 \sum_{l=1}^{\infty} \sum_{m=1}^{\infty} \nu_{ilm}a_{jlm}, \quad j = 3, 5. \tag{30}
\end{aligned}$$

This is useful for calculations in specific examples.

2.3. Nonlinear Normal Mode Shapes and Dynamics

The nonlinear mode shapes are now reconstituted by using equation (5) with the q_i 's replaced by their modal versions, the Q_i 's. The resulting k th nonlinear normal mode

is given by the displacement field

$$\begin{aligned}
w_k(s, t) &= \sum_{i=1}^{\infty} \phi_i(s) Q_{ik}(t) \\
&= \phi_k(s) u_k(t) + \sum_{i=1, i \neq k}^{\infty} \phi_i(s) (a_{3ik} u_k^2(t) + a_{5ik} v_k^2(t) + a_{6ik} u_k^3(t) \\
&\quad + a_{8ik} u_k(t) v_k^2(t) + \dots)
\end{aligned} \tag{31}$$

along with the velocity field

$$\begin{aligned}
\frac{\partial w_k(s, t)}{\partial t} &= \sum_{i=1}^{\infty} \phi_i(s) P_{ik}(t) \\
&= \phi_k(s) v_k(t) + \sum_{i=1, i \neq k}^{\infty} \phi_i(s) (b_{4ik} u_k(t) v_k(t) + b_{7ik} u_k^2(t) v_k(t) \\
&\quad + b_{9ik} v_k^3(t) + \dots),
\end{aligned} \tag{32}$$

where the reader is reminded that u_k and v_k represent the displacement and velocity of the k th linear modal amplitude during the k th nonlinear normal mode motion.

These normal modes represent standing wave motions of the system as can be seen by the following consideration. At any instant, say $t = t^*$, at which the linear modal velocity is zero, that is, $v_k(t^*) = 0$, the entire velocity field is zero: $(\partial w_k(s, t^*) / \partial t) = 0 \forall s \in [0, 1]$. Thus every point of the system reaches its maximum displacement at the same instant. This fact allows mode shapes, denoted here by $W_k(s)$, to be plotted in a manner just as is done for linear systems. They are simply the zero-velocity configurations of the system, which are given by

$$W_k(s) = w_k(s, t^*) = \phi_k(s) u_k^* + \sum_{i=1, i \neq k}^{\infty} \phi_i(s) (a_{3ik} u_k^{*2} + a_{6ik} u_k^{*3} + \dots), \tag{33}$$

where $u_k^* = u_k(t^*)$ is the maximum value that $u_k(t)$ achieves during the motion. Note that at any instant, say $t = t_0$, at which the linear modal amplitude is zero, $u_k(t_0) = 0$, the entire displacement field is generally not zero, $w_k(s, t_0) \neq 0$. This is due to the presence of the nonsymmetric, quadratic nonlinearities, and in particular the term $a_{5ik} v_k^2(t_0)$. For systems which do not possess quadratic nonlinearities, $w_k(s, t_0) = 0$ to leading order, since all a_{5ik} terms are zero. In that case, every point of the system passes through zero at the same instant.

Note that, in contrast to the linear mode shapes, the nonlinear mode shapes depend on the peak amplitude of motion. The distortion from nonlinearities is contained in the quadratic and cubic terms, and in particular is expressed here in terms of the linear modes shapes with the contribution of the i th linear mode shape on the k th nonlinear mode shape being captured in the coefficients a_{3ik} and a_{6ik} . In addition, during a given modal motion, the shape of the structure varies in time, as can be seen by considering equations (30) and (31) and assuming that $u_k(t)$ and $v_k(t)$

are periodic in time. This aspect of the modal response is not allowed by the methods used in [1–3], which essentially assume a fixed shape whose amplitude varies according to a second-order nonlinear equation of motion.

The dynamics of a nonlinear normal mode are obtained by simply restricting the equation of motion to the modal manifold. This is accomplished by substituting the modal expressions for \mathbf{q} and \mathbf{p} given in equation (15) into the equations of motion (6). The result is

$$\begin{aligned} \ddot{u}_k + \Omega_k^2 u_k + \alpha_k u_k^2 + \beta_k u_k^3 + \gamma_k u_k \dot{u}_k^2 + \dots &= 0, \\ \alpha_k = \nu_{kkk}, \quad \beta_k = \mu_{kkkk} + \sigma_{k3}, \quad \gamma_k = \sigma_{k5}, \end{aligned} \quad (34)$$

which, due to the σ_{kj} terms, differs from what one would obtain by simply projecting the equation of motion onto the k th linear mode, $\phi_k(s)$. However, a projection onto $\phi_k(s)$ gives exactly the same dynamics as this result if one is working only to first nonlinear order; this is discussed in more detail below. The amplitude-dependent frequency of nonlinear oscillation can be determined from equation (34) by using a perturbation method (here Lindstedt's method is used). It is found to be

$$\Omega_k + \frac{9\beta_k \Omega_k^2 + 3\gamma_k \Omega_k^4 - 10\alpha_k^2}{24\Omega_k^3} u_k^{*2} + \dots, \quad (35)$$

where u_k^* is the peak amplitude of u_k during the motion.

2.4. Remarks

At this point it is interesting to examine some special cases. First, consider the general system with quadratic and cubic nonlinearities, but for which only the first-order nonlinear modal dynamics are of interest. These are trivially obtained by simply using a projection onto the single linear mode $\phi_k(s)$, which directly yields the quadratic coefficient $\alpha_k = \nu_{kkk}$ in equation (34). In this case there is no need to compute the nonlinear mode shapes, even to first nonlinear order. However, note that the frequency information will not be correct to leading nonlinear order; see equation (35). If one is interested in second-order nonlinear modal dynamics, which are required to obtain the correct frequency estimate in this case, it is clear from equation (34) that the first-order nonlinear corrections for the mode shapes must be known. These are expressed in terms of a_{3ik} and a_{5ik} , which combine with the ν_{ilm} to give σ_{k3} and σ_{k5} .

For a system which possesses symmetric nonlinearities, in which case $\nu_{ilm} = a_{3ik} = a_{5ik} = b_{4ik} = \sigma_{k3} = \sigma_{k5} = 0$, a projection onto the single mode $\phi_k(s)$ will give the correct nonlinear modal dynamics to cubic order, via the required coefficient $\beta_k = \mu_{kkkk}$. Again, the correct higher (e.g., fifth-) order dynamics will require the appropriate nonlinear mode shape terms. Continuing this line of reasoning, a generalization of the development above provides the cubic order nonlinear terms for the mode shapes, and this information can be used to generate the correct nonlinear modal dynamics which includes terms up through and including quintic

order in u_k and \dot{u}_k . Boivin et al. have carried out such calculations and have demonstrated the benefits of including such higher order terms in simulation studies [29].

The fact that shape corrections are required to generate correct higher order dynamics has been used in estimating wave speed–wave amplitude relationships for water waves (see, e.g., Lamb [30], article 250), but has been overlooked in the structural dynamics community, where reduced order models for systems with quadratic and cubic nonlinearities are typically obtained by direct projections onto the linear modes of interest.

3. Example

The example considered here is a simply supported, linear, Euler–Bernoulli beam attached to a nonlinear elastic foundation. Figure 1 depicts the physical system. The linear problem is well known and can be found in textbooks (e.g., [31]). This problem was selected since the linear mode shapes are simple functions, making closed form solutions possible. The general approach will be made clear from this relatively simple example, and it will be evident where one will be required to carry out numerical computations in less straightforward cases.

The nondimensional equation of motion, expressed out to cubic order, is

$$\frac{\partial^2 w(s,t)}{\partial t^2} + \frac{\partial^4 w(s,t)}{\partial s^4} + \kappa w(s,t) + \rho(w(s,t))^2 + \eta(w(s,t))^3 + \dots = 0 \quad (36)$$

with boundary conditions

$$\begin{aligned} w(0,t) = w(1,t) = 0, \\ \frac{\partial^2 w}{\partial s^2}(0,t) = \frac{\partial^2 w}{\partial s^2}(1,t) = 0. \end{aligned} \quad (37)$$

Here κ , ρ , and η represent the linear, quadratic, and cubic coefficients of the foundation, respectively. The linear problem ($\rho = \eta = 0$) has natural frequencies and normal mode shapes, respectively, of

$$\begin{aligned} \Omega_k &= \sqrt{\kappa + (k\pi)^4}, \\ \phi_k(s) &= \sqrt{2} \sin(k\pi s). \end{aligned} \quad (38)$$

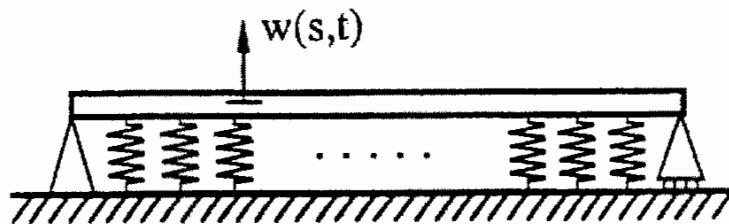


Fig. 1. Beam attached to a nonlinear elastic foundation.

Two cases will be considered. In Case I the system with both quadratic and cubic nonlinearities will be studied. First-order nonlinear terms for the mode shapes will be generated, and from these the second-order dynamics will be obtained. For Case II, the system with symmetric nonlinearities, $\rho = 0$, will be studied, and for this system the first-order nonlinear terms will be computed for both the mode shapes and the modal dynamics.

3.1. Case I

The coefficients ν_{ilm} and μ_{ilmn} need to be generated; this is carried out as follows for this system. First, the nonlinear operator acting on the assumed form of the solution, equation (5), is written as

$$\begin{aligned}
N(w(s,t)) &= \rho(w(s,t))^2 + \eta(w(s,t))^3 + \dots \\
N\left(\sum_{j=1}^{\infty} \phi_j(s)q_j(t)\right) &= \rho\left(\sum_{j=1}^{\infty} \phi_j(s)q_j(t)\right)^2 + \eta\left(\sum_{j=1}^{\infty} \phi_j(s)q_j(t)\right)^3 + \dots \\
&= \rho \sum_{l=1}^{\infty} \sum_{m=1}^{\infty} \phi_l(s)\phi_m(s)q_l(t)q_m(t) \\
&\quad + \eta \sum_{l=1}^{\infty} \sum_{m=1}^{\infty} \sum_{n=1}^{\infty} \phi_l(s)\phi_m(s)\phi_n(s)q_l(t)q_m(t)q_n(t) + \dots .
\end{aligned} \tag{39}$$

Next, this is projected onto the i th linear mode according to equation (7) in order to obtain G_i :

$$\begin{aligned}
G_i(q(t)) &= \int_0^1 \phi_i(\xi) \rho \sum_{l=1}^{\infty} \sum_{m=1}^{\infty} \phi_l(\xi)\phi_m(\xi)q_l(t)q_m(t) d\xi + \int_0^1 \phi_i(\xi) \eta \\
&\quad \cdot \sum_{l=1}^{\infty} \sum_{m=1}^{\infty} \sum_{n=1}^{\infty} \phi_l(\xi)\phi_m(\xi)\phi_n(\xi)q_l(t)q_m(t)q_n(t) d\xi + \dots .
\end{aligned} \tag{40}$$

The order of summations and integration is switched in order to obtain the coefficients ν_{ilm} and μ_{ilmn} from equation (8). The result is

$$\begin{aligned}
\nu_{ilm} &= \int_0^1 \rho \phi_i(\xi) \phi_l(\xi) \phi_m(\xi) d\xi, \\
\mu_{ilmn} &= \int_0^1 \eta \phi_i(\xi) \phi_l(\xi) \phi_m(\xi) \phi_n(\xi) d\xi.
\end{aligned} \tag{41}$$

Note that this result is specific for this nonlinearity, but not to the specified boundary conditions. Also, note that to this point the fact that ρ and η are constant has not been used. In fact, the development above is valid for the case in which the nonlinear foundation stiffness depends on s . One simply uses $\rho = \rho(\xi)$ and $\eta = \eta(\xi)$ in equation (41). Also, note that the subscripts on ν and μ are completely interchangeable.

For the boundary conditions at hand and constant ρ and η , the coefficients are obtained from simple integrations involving sine functions. The required terms for the first-order mode shapes and second-order dynamics are

$$\begin{aligned}
\nu_{ilm} &= \frac{-4\sqrt{2}\rho ilm(1 - (-1)^{i+l+m})}{\pi(i-l-m)(i-l+m)(i+l-m)(i+l+m)}, & \forall i \neq \pm(l \pm m), \\
\nu_{ilm} &= 0, & \forall i = \pm(l \pm m), l \neq m, \\
\nu_{ikk} &= \frac{4\sqrt{2}k^2\rho(1 - (-1)^i)}{i\pi(4k^2 - i^2)}, & \forall i \neq 2k, \\
\nu_{ikk} &= 0, & i = 2k, \\
\nu_{kkk} &= \frac{4\sqrt{2}\rho(1 - (-1)^k)}{3k\pi}, \\
\mu_{kkkk} &= \frac{3\eta}{2}.
\end{aligned} \tag{42}$$

Note that the values of ν_{kkk} and μ_{kkkk} are irrelevant for the mode shapes since a_{3kk} and a_{6kk} must, from the formulation, be zero by definition [see equation (17) and the surrounding discussion]. However, they are required for the modal dynamics.

The corresponding values of a_{3ik} and a_{5ik} are, for $i \neq k$, then

$$\begin{aligned}
a_{3ik} &= \frac{4\sqrt{2}k^2\rho(1 - (-1)^i)(\Omega_i^2 - 2\Omega_k^2)}{i\pi(4k^2 - i^2)\Delta_{2ik}}, & \forall i \neq k, 2k, \\
a_{3ik} &= 0, & i = k, 2k, \\
a_{5ik} &= \frac{-8\sqrt{2}k^2\rho(1 - (-1)^i)}{i\pi(4k^2 - i^2)\Delta_{2ik}}, & \forall i \neq k, 2k, \\
a_{5ik} &= 0, & i = k, 2k,
\end{aligned} \tag{43}$$

where Δ_{2ik} is easily determined from equation (28) and the Ω_j 's for this problem are

given in equation (38). The nontrivial a_{3ik} and a_{5ik} simplify to

$$a_{3ik} = \frac{4\sqrt{2}\rho k^2(1 - (-1)^i)(-\kappa + i^4\pi^4 - 2k^4\pi^4)}{i\pi(4k^2 - i^2)(\kappa + i^4\pi^4)(3\kappa - i^4\pi^4 + 4k^4\pi^4)}, \quad i \neq k, \quad (44)$$

$$a_{5ik} = \frac{-8\sqrt{2}\rho k^2(1 - (-1)^i)}{i\pi(4k^2 - i^2)(\kappa + i^4\pi^4)(3\kappa - i^4\pi^4 + 4k^4\pi^4)}, \quad i \neq k.$$

Here the internal resonance condition is obvious: $\kappa = |\pi^4(i^4 - 4k^4)/3|$ is exactly the condition for which $\Omega_i = 2\Omega_k$. At this point it is also seen that the contributions of the i th linear mode shape to the k th nonlinear normal mode decreases at the rate of i^{-7} for large i . It is also worthwhile to note that a_{3ik} and a_{5ik} are zero for all even values of i , including $i = 2k$, and for $i = k$ (even or odd). Thus, only the odd, that is, the symmetric, linear modes contribute to the nonlinear modes at this order.

The summation terms σ_{k3} and σ_{k5} are obtained by direct substitution of the above expressions for ν_{ilm} , a_{3ik} , and a_{5ik} into the expression for σ_{ij} given in equation (28), and making the appropriate subscript assignments. These equations are rather unenlightening and are not presented explicitly here. It is sufficient to note that they converge since the coefficients of σ_{k3} decay in l and m like $l^{-3}m^{-8}$ for large l, m while for σ_{k5} the decay is at the very rapid rate of $l^{-12}m^{-7}$. Convergence is also aided by the fact that many of the terms in the sums are zero. For plotting purposes, it is convenient to define the following function

$$S_{kj}(\kappa) = \frac{\sigma_{kj}}{\rho^2}, \quad j = 2, 3, \quad (45)$$

which, for each mode number k , are functions of only the linear foundation coefficient κ . Figure 2 depicts these functions for the first three modes. In each case the resulting plots indicate a close approximation to the exact value of the doubly infinite sum. The number of terms was varied and convergence was inspected visually; the typical required number of nonzero terms was in the range 3–6. Note that the sums are less significant for beams with a large linear stiffness, and it is easily shown that for large κ , $S_{k3} \sim \kappa^{-1}$ and $S_{k5} \sim \kappa^{-2}$. These decay rates are interrupted by values of κ at which internal resonances arise, at which points the S_{kj} are singular. In the κ range shown in Figure 2, only the 2:1 resonance between the first and the third linear modes appears [at $\kappa = \pi^4(4 \times 3^4 - 1)/3 \approx 10,488$].

All terms required for the mode shapes and modal dynamics are now in hand.

In this case the peak-amplitude nonlinear normal mode shapes are easily expressed to first nonlinear order by using equation (33), where the a_{3ik} are given in equation (43) above, the cubic order terms are ignored, and six nonzero terms were used in each summation. Plots of the peak-amplitude mode shapes for the cases $k = 1, 2$ are depicted in Figure 3 for various amplitudes, specified here by u_k^* . In

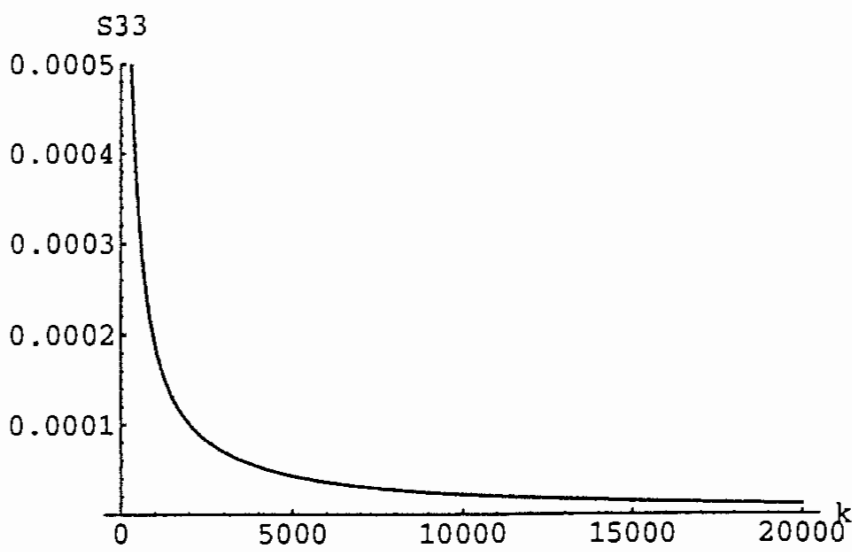
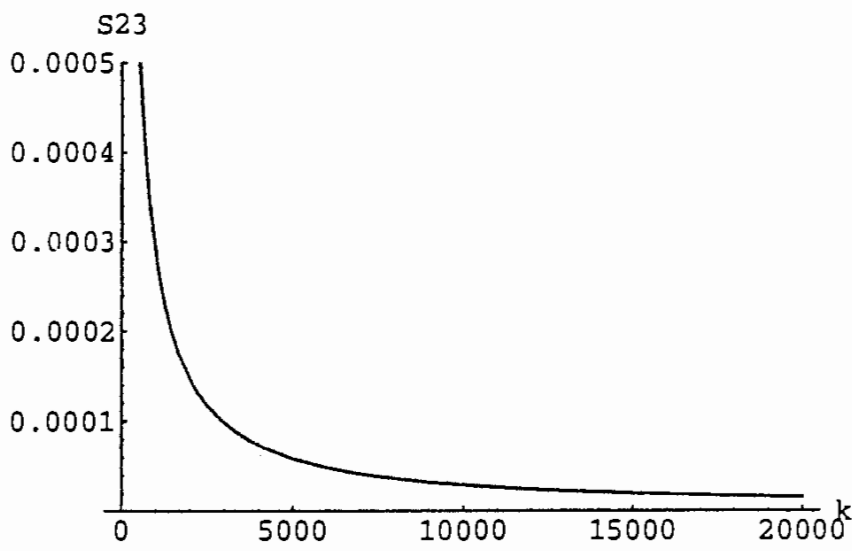
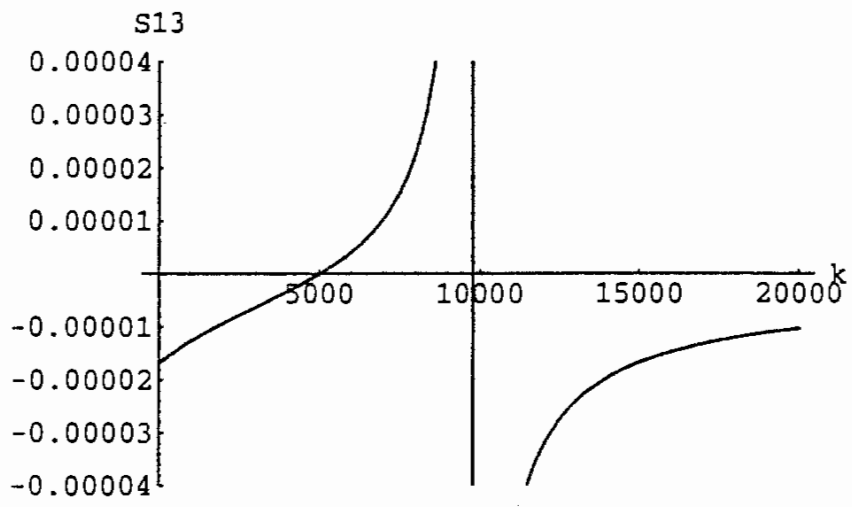


Fig. 2. The functions S_{kj} versus κ , for $k = 1, 2$ and $j = 3, 5$.

each case the zero-velocity beam configurations for both the “up” and the “down” positions are shown, indicating the lack of symmetry which arises since the foundation is softer (relative to the linear foundation) in the “down” direction and stiffer in the “up” direction. (See the Appendix for the amplitudes used for the “down” configuration.)

It is worth noting that the effect of the elastic foundation does not have a decreasing effect on higher modes. This is in contrast with the linear case [cf.

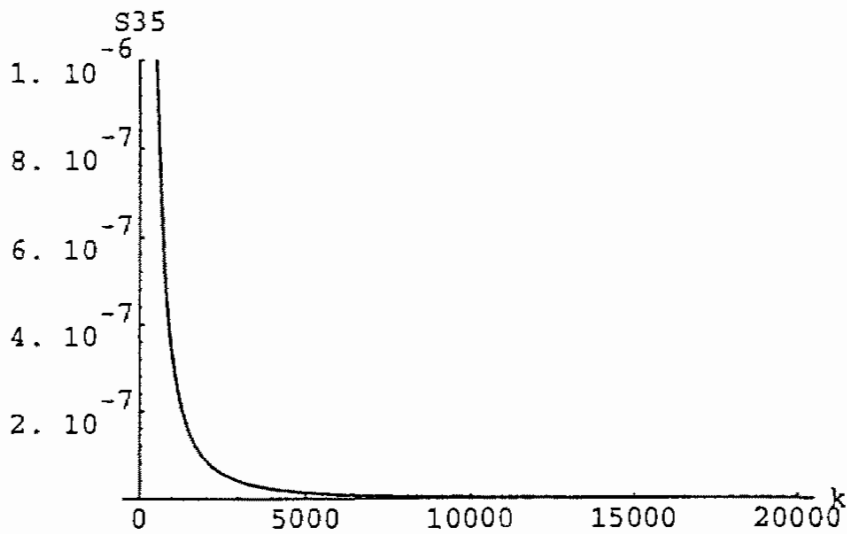
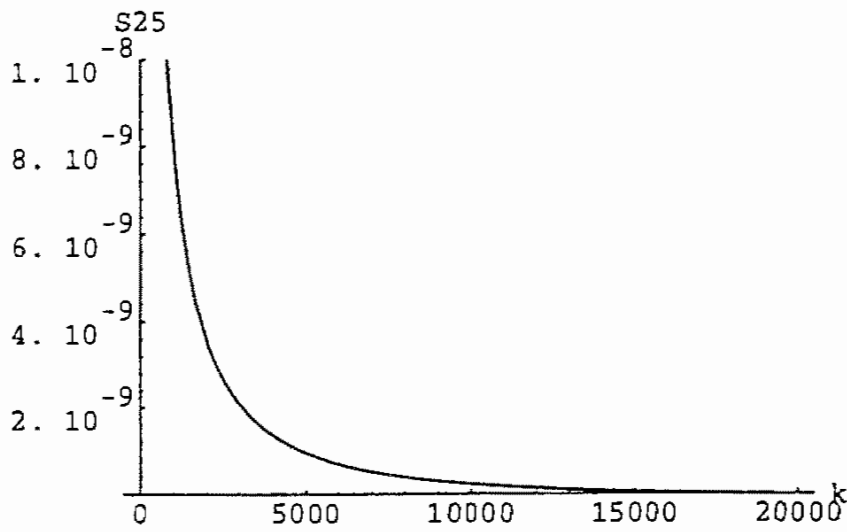
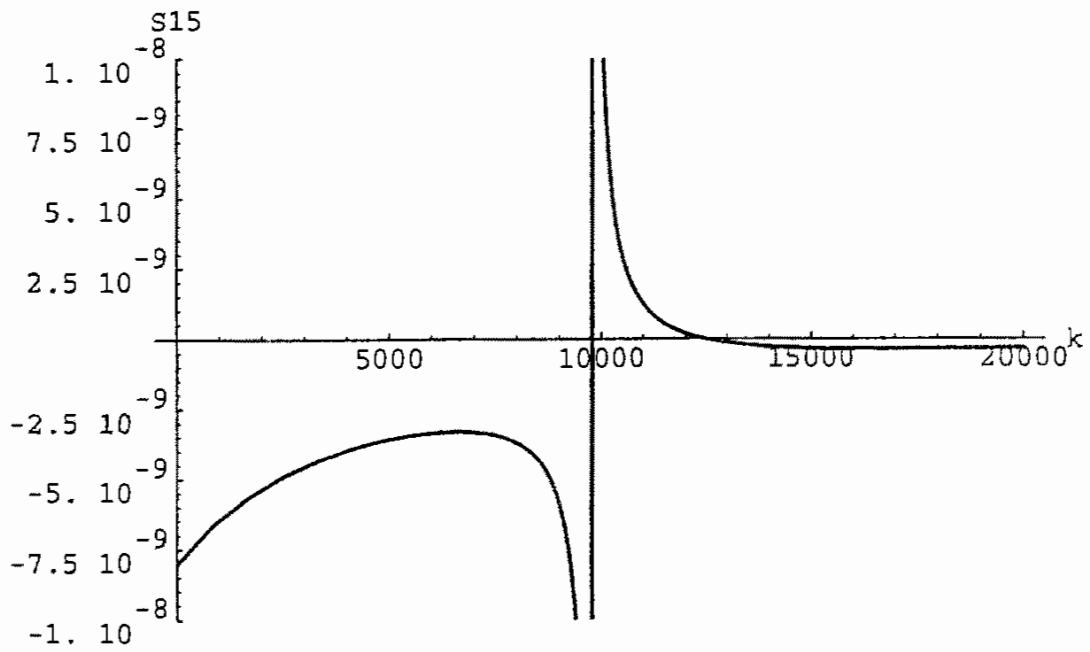
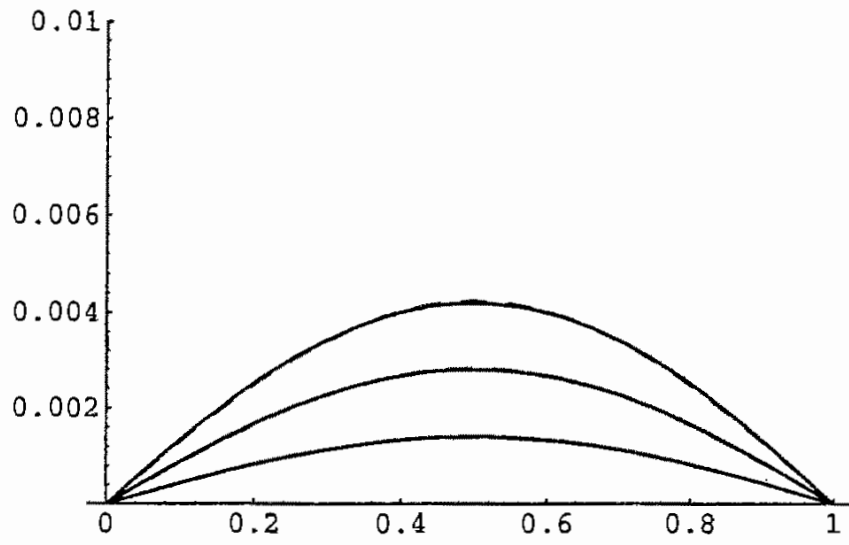


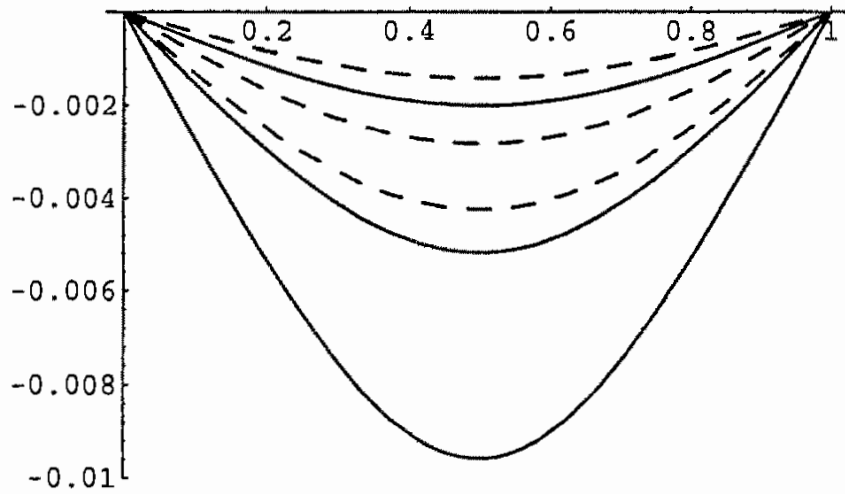
Fig. 2. (Continued).

equation (34)], and arises since the a_{3ik} coefficients saturate to a finite value as k increases.

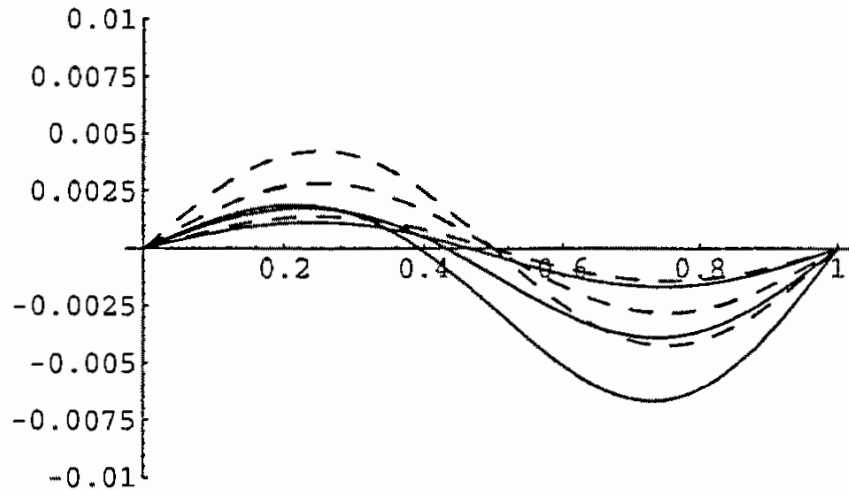
In order to plot the configuration of the beam at various phases during a purely modal motion, one must use equation (31) with the computed a_{3ik} and a_{5ik} , along



(a)

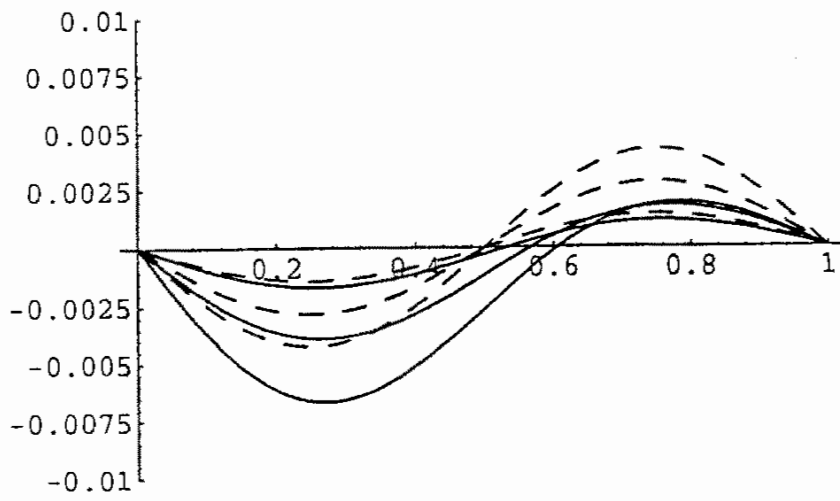


(b)

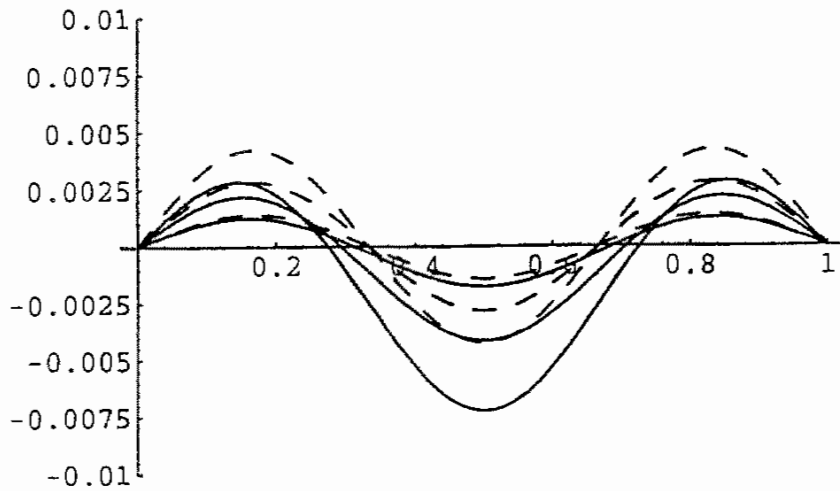


(c)

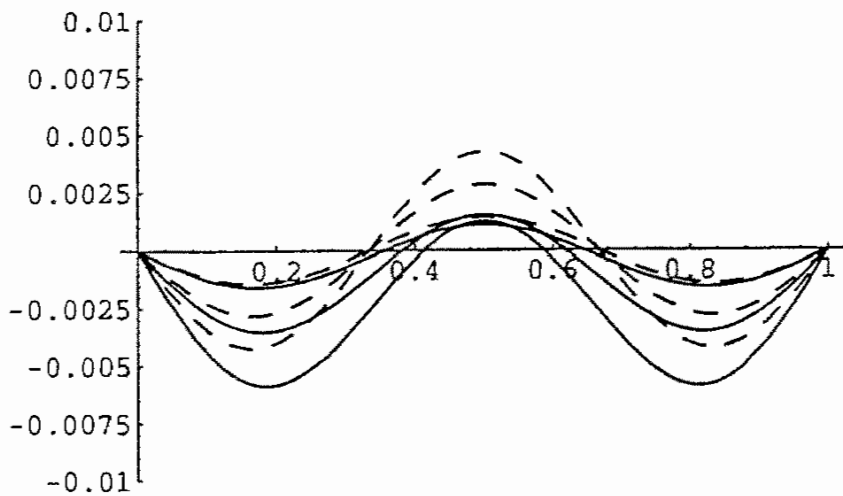
Fig. 3. Nonlinear normal mode shapes at peak deflection, shown as solid lines, for $\kappa = 10^2$ and $\rho = 10^5$. The mode shapes are shown for peak amplitudes of $u_k^* = 0.001, 0.002, 0.003$. The linear mode shapes for the same u_k^* values are shown as dashed lines. (a) $k = 1$, first mode in "up" state; (b) $k = 1$, first mode in "down" state; (c) $k = 2$, second mode in "up" state.



(d)



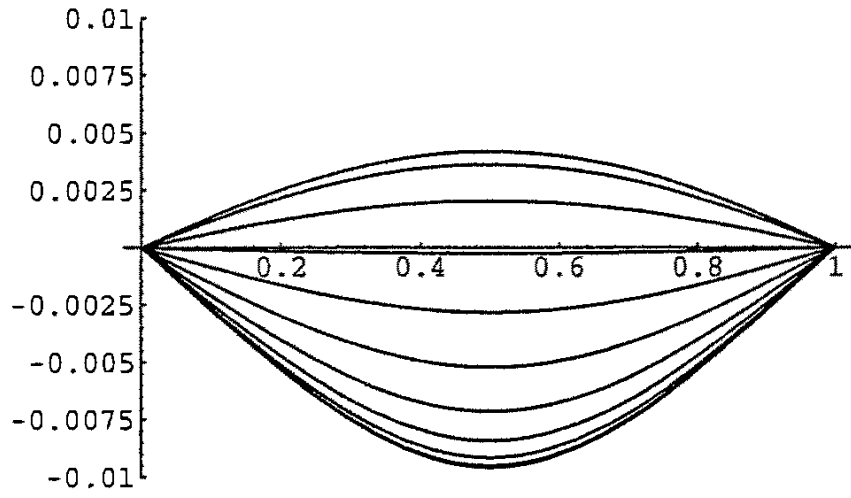
(e)



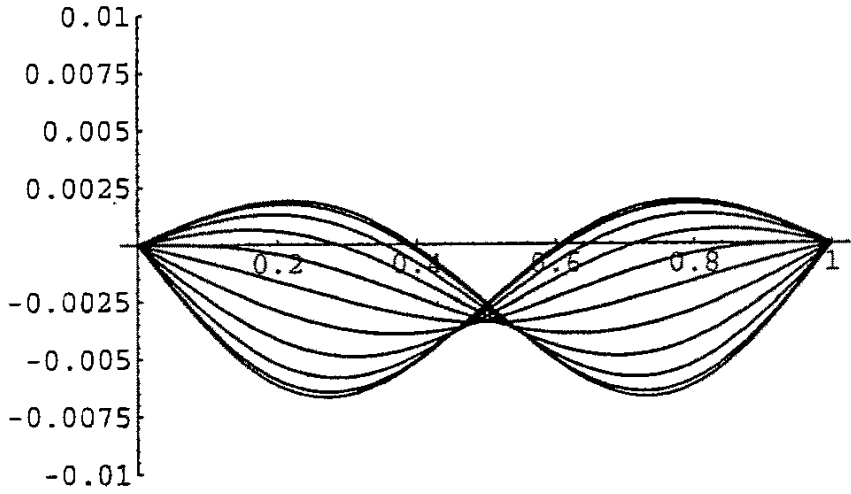
(f)

Fig. 3. (Continued). (d) $k = 2$, second mode in "down" state; (e) $k = 3$, third mode in "up" state; (f) $k = 3$, third mode in "down" state.

with the solutions (u_k, v_k) from the modal oscillator, equation (46) below. (Approximate solutions are provided in the Appendix.) Plots for the first and second modes are given in Figure 4, where the configurations for ten equally spaced time



(a)



(b)

Fig. 4. The beam configurations at various time intervals for $\kappa = 10^2$, $\rho = 10^5$, and $u_k^* = 0.003$. (a) $k = 1$, first mode; (b) $k = 2$, second mode.

intervals over one period of oscillation are shown. Here the bias effects of the quadratic nonlinearity are clear.

In order to determine the modal dynamics, the coefficients ν_{kkk} , μ_{kkkk} , σ_{k3} , and σ_{k5} are needed. They are given above for the general case and are used to produce the oscillator

$$\ddot{u}_k + \Omega_k^2 u_k + \frac{4\sqrt{2}\rho(1 - (-1)^k)}{3k\pi} u_k^2 + \frac{3\eta + 2S_{k3}\rho^2}{2} u_k^3 + S_{k5}\rho^2 u_k \dot{u}_k^2 + \dots = 0, \quad (46)$$

which governs the dynamics of the k th nonlinear normal mode. The amplitude-dependent frequency of nonlinear oscillation can be written as

$$\Omega_k + A_k(\kappa, \rho, \eta) u_k^{*2} + \dots, \quad (47)$$

where u_k^* is the peak amplitude of u_k during the motion and the coefficient A_k is obtained directly from equation (35) and is given by

$$A_k(\kappa, \rho, \eta) = \left(9(\kappa + k^4\pi^4) \left(\frac{3}{2}\eta + S_{k3}(\kappa)\rho^2 \right) + 3(\kappa + k^4\pi^4)^2 \rho^2 S_{k5}(\kappa) - \rho^2 \frac{320(1 - (-1)^k)^2}{9k^2\pi^2} \right) / (24(\kappa + k^4\pi^4)^{3/2}), \quad (48)$$

where the terms $S_{kj}(\kappa)$ are given in Figure 2.

For a fixed amplitude of motion, the frequency of oscillation is seen to be linear in the cubic foundation coefficient η , quadratic in the quadratic foundation coefficient ρ , and has a complicated dependence on the linear foundation coefficient κ . In order to plot A_k and examine the difference between the usual direct projection result and the present result, it is convenient to express A_k as

$$A_k(\kappa, \rho, \eta) = \eta f_k^c(\kappa) + \rho^2 (f_k^{q1}(\kappa) + f_k^{q2}(\kappa)),$$

$$f_k^c(\kappa) = \frac{9}{16\Omega_k},$$

$$f_k^{q1}(\kappa) = \frac{-40(1 - (-1)^k)^2}{27k^2\pi^2\Omega_k^3}, \quad (49)$$

$$f_k^{q2}(\kappa) = \frac{3S_{k3} + \Omega_k^2 S_{k5}}{8\Omega_k},$$

where f_k^c and f_k^{q1} are the terms one would obtain by a direct projection, and f_k^{q2} involves the S_{kj} terms and arises from the nonlinear distortions to the mode shapes. The net effect of the nonlinear mode shape depends on the relative sizes of η and ρ and the size of f_k^{q2} relative to f_k^c and f_k^{q1} . Plots of these three functions for the first two modes are given in Figure 5.

The importance of including the modal distortions in the modal dynamics can be demonstrated by a single case: that for the second mode, $k = 2$, with $\eta = 0$. Since $f_2^{q1} = 0$, the only nonzero term in A_2 is proportional to f_2^{q2} , which is precisely the term that is neglected if one ignores the coupling between the linear modes. The magnitude of A_2 in this case is given by $\rho^2 f_2^{q2}$, where f_2^{q2} is shown in Figure 5. It is seen that, while the correct result of zero frequency shift is approached as $\kappa \rightarrow \infty$, in the lower range of κ the direct projection method can lead to significant discrepancies.

It is thus confirmed that, although the calculations are nontrivial, the first-order nonlinear corrections to the mode shapes provide the correct modal dynamics to second order, and that these are nontrivial in some cases. We now turn our attention to a simpler case, in which the foundation contains only cubic nonlinearities.

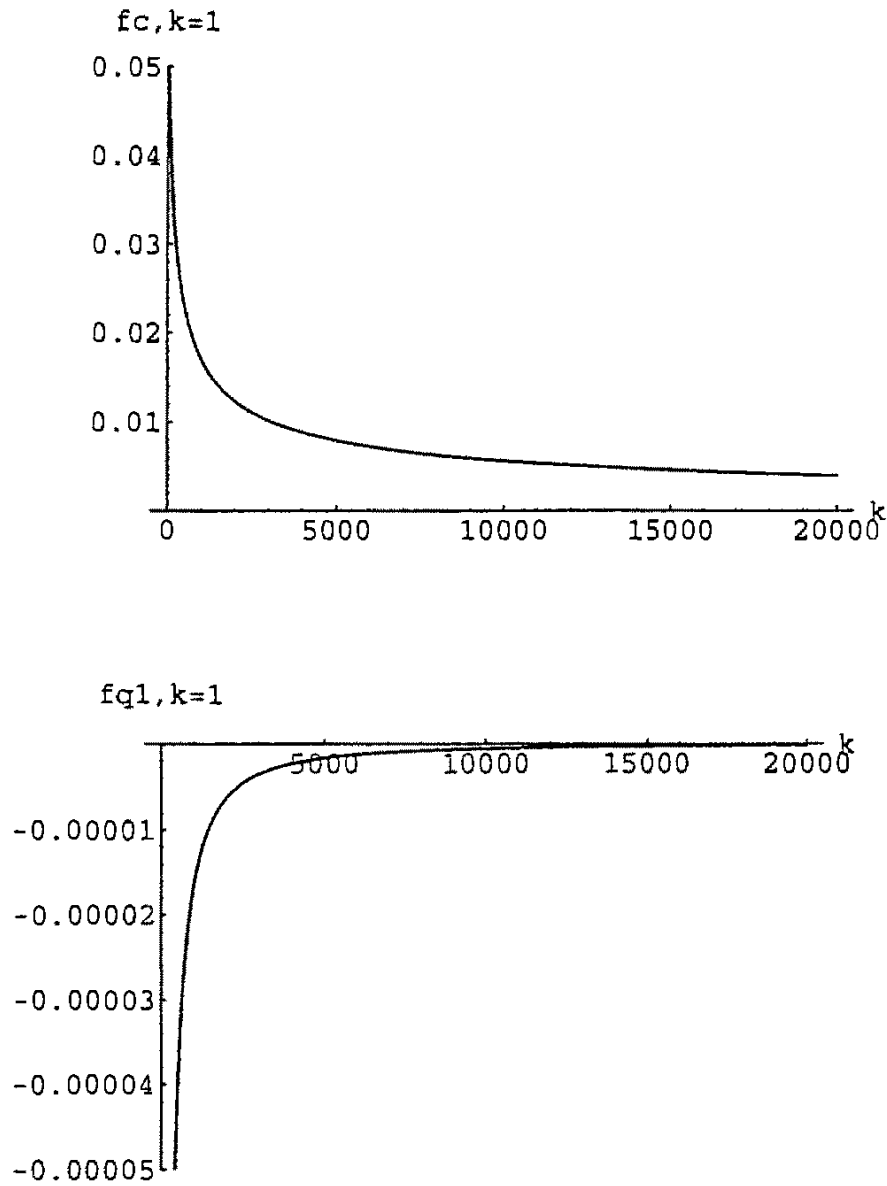


Fig. 5. The functions f_k^c , f_k^{q1} , and f_k^{q2} versus κ for $k = 1, 2$. Note that $f_2^{q1} \equiv 0$.

3.2. Case II

The calculations here follow the above with ρ set equal to zero. Since only first-order information regarding mode shapes and dynamics is to be obtained, the calculations are much less involved.

The modal dynamics are immediately obtained from the results of Case I with ρ set equal to zero, and are precisely what one would obtain from a simple projection of the equations of motion onto $\phi_k(s)$.

For the nonlinear mode shapes, the following quantities are required and are easily obtained using equation (41):

$$\begin{aligned} \mu_{ikkk} &= 0, & \forall i \neq k, 3k, \\ \mu_{ikkk} &= \frac{-\eta}{2}, & i = 3k. \end{aligned} \tag{50}$$

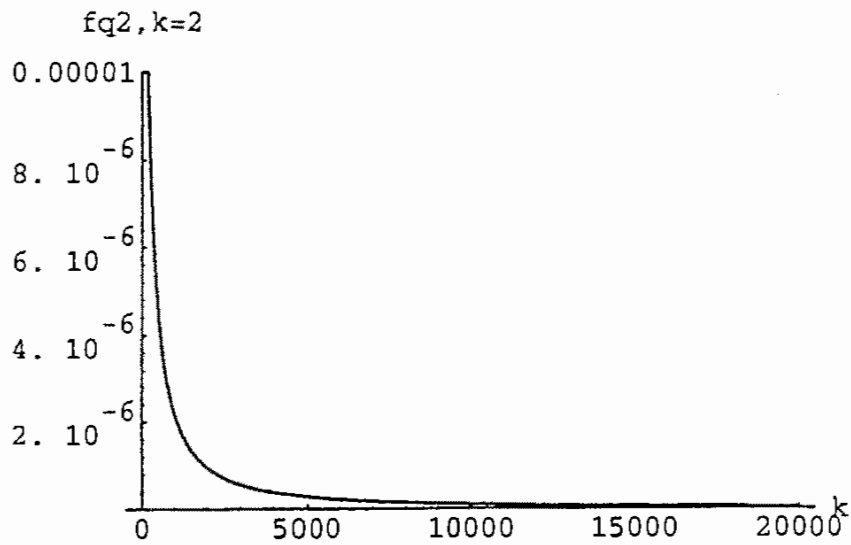
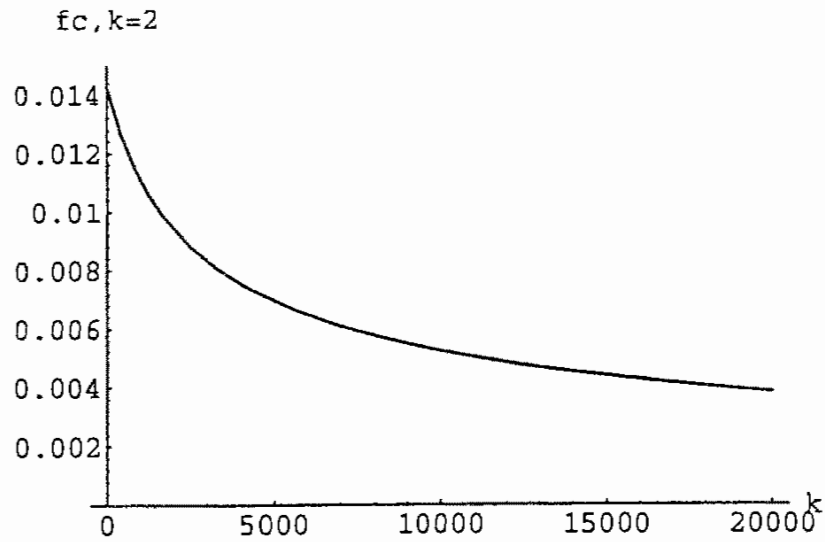
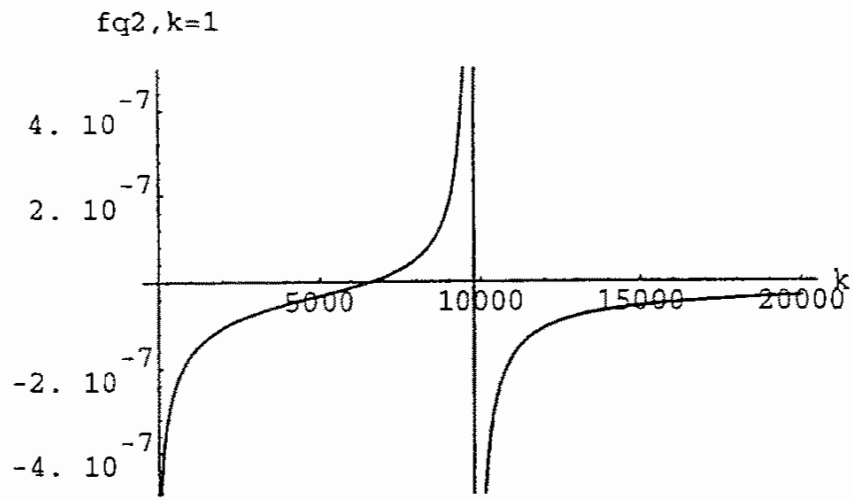


Fig. 5—Continued.

These results and the expressions for Ω_i , $\Omega_{i'}$, and Δ_{3ik} from equations (29) and (38), respectively, give the following coefficients which describe the nonlinear normal modes:

$$\begin{aligned}
a_{6ik} &= a_{8ik} = b_{7ik} = b_{9ik} = 0, & \forall i \neq 3k, \\
a_{6ik} &= \frac{\eta(3\kappa - 37k^4\pi^4)}{640k^4\pi^4(\kappa - 9k^4\pi^4)}, & i = 3k, \\
a_{8ik} &= b_{9ik} = \frac{3\eta}{640k^4\pi^4(\kappa - 9k^4\pi^4)}, & i = 3k, \\
b_{7ik} &= \frac{3\eta(\kappa - 39k^4\pi^4)}{640k^4\pi^4(\kappa - 9k^4\pi^4)}, & i = 3k.
\end{aligned} \tag{51}$$

Note that $\kappa = 9k^4\pi^4$ is the resonance condition for which $\Omega_{3k} = 3\Omega_k$.

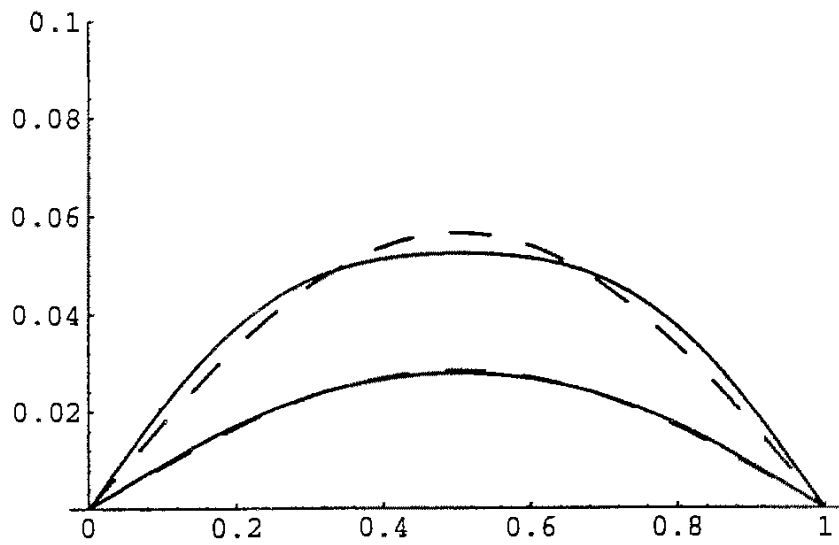
The solution is now available in a form sufficient for plotting mode shapes of the beam as described in the previous section. The peak-amplitude nonlinear normal mode shape is given by equation (33). In this case the correction to the k th nonlinear mode arises from only the $3k$ th linear mode and the mode shape is easily expressed as

$$W_k(s) = \sqrt{2} \sin(k\pi s) u_k^* + \sqrt{2} \sin(3k\pi s) \frac{\eta(3\kappa - 37k^4\pi^4)}{640k^4\pi^4(\kappa - 9k^4\pi^4)} u_k^{*3} + \dots \tag{52}$$

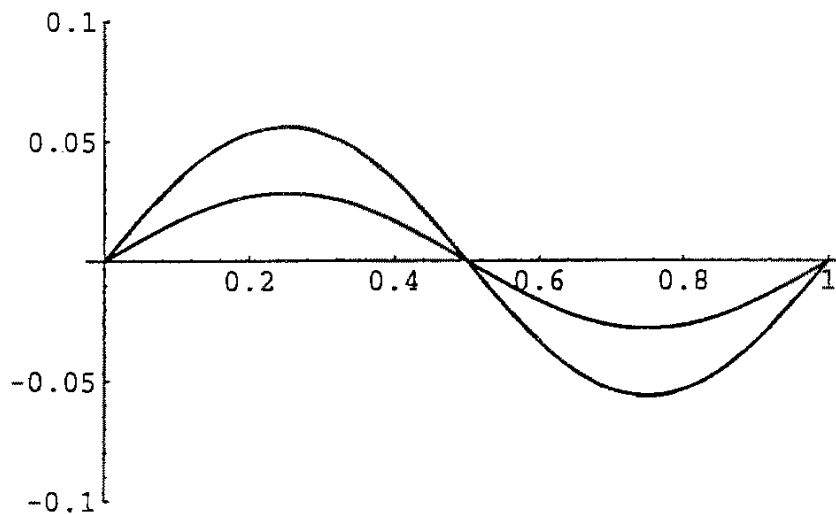
Figure 6 depicts the first two mode shapes for two amplitudes. Note that in this symmetric case the “up” and “down” peak configurations are simply reflected images of one another, so only the “up” version is shown. Also, note that the second mode is virtually unaffected by the given nonlinearities at the amplitudes shown. However, Figure 7 depicts the same amplitudes but with κ at such a value that the second mode is near a 3:1 resonance with the first mode, and here the nonlinear distortion is significant. This is an indication that the modes are becoming highly coupled, exactly as expected near the resonance.

Note that in this case, the foundation has a lesser effect on higher modes, just as in the linear case. This can be directly seen from the coefficients in equation (53), which decrease like k^{-4} as k increases.

Another instructive way to view the normal modes is directly in terms of their manifolds. This can be done most simply for the present case since only two linear mode shapes combine to form the nonlinear normal mode. Consider the (infinite-dimensional) phase space spanned by the state variables (q_i, p_i) . In terms of these variables, the normal mode manifold for the k th mode is given by the functions (Q_{ik}, P_{ik}) [see equation (10)], which are locally represented by the series approximations (15). In order to plot the k th nonlinear normal mode in the phase space, the functions (Q_{ik}, P_{ik}) are plotted versus (q_k, p_k) for all i . (The case $i = k$ will give a trivial identity and is not of interest). While the complete representation generally involves an infinite number of such plots, only those linear modes which provide significant contributions to the nonlinear mode are of interest. In the present case, the single linear mode ϕ_{3k} provides the complete correction to first nonlinear order, and thus plots of $(Q_{3k,k}, P_{3k,k})$ completely capture the first-order modal manifolds. An example of this for the first mode, $k = 1$, is depicted in Figure 8, which clearly indicates the amplitude-dependent nature of the nonlinear normal mode in terms of the bending of the manifolds.



(a)



(b)

Fig. 6. Nonlinear normal mode shapes at peak deflection, shown as solid lines, for $\kappa = 10^4$, $\rho = 0$, and $\eta = 10^6$. The mode shapes are shown for two amplitudes: $u_k^* = 0.02$ and 0.04 . The linear mode shapes for the same u_k^* values are shown as dashed lines. (a) $k = 1$, first mode; (b) $k = 2$, second mode.

4. Discussion

It is clear that the above procedure can be generalized in a straightforward manner to other situations. In fact, in [13] the complete theory has been completely worked out for nonresonant systems with a finite number of degrees of freedom possessing all possible quadratic and cubic nonlinearities. This includes cases which are nonconservative and/or gyroscopic in nature.

In [14] an alternative formulation is used for defining nonlinear normal modes of continuous systems in which the dynamics of the entire structure is specified by the dynamics of a single point on the structure, $s = s_0$. While the method in [14] is more naturally suited to handle some problems, such as those with nonlinearities in boundary conditions, the solution procedure is rather cumbersome and the results

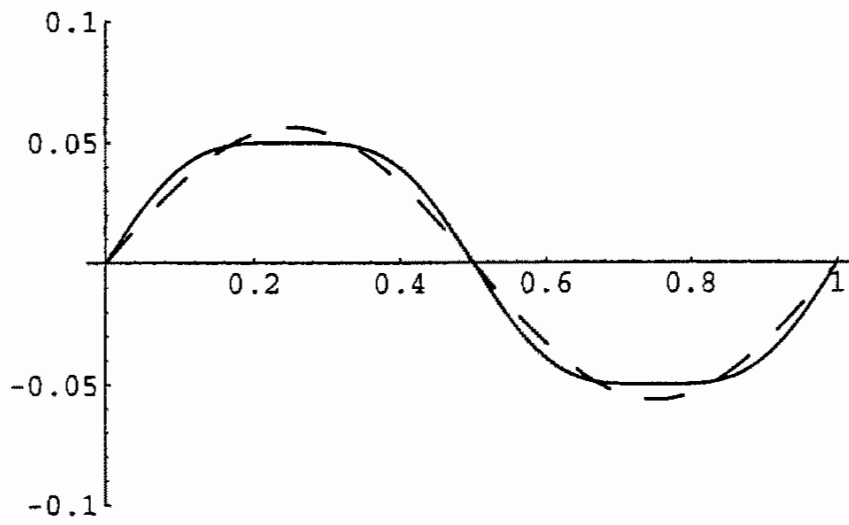


Fig. 7. Nonlinear normal mode shape at peak deflection for $k = 2$, $\kappa = 13,800$, $\rho = 0$, and $\eta = 10^6$, which is close to an internal resonance. Here $u_2^* = 0.04$ and the linear mode shape for the same u_2^* value is shown as a dashed curve.

are sensitive to the choice of the base point s_0 . The present formulation is equivalent, yet significantly simpler to implement.

The present approach is capable of handling discrete nonlinear elements. For example, a nonlinear spring attached at some point along a beam can be handled by simply using delta functions in the spatial variable (see [29]). If nonlinear effects exist at the boundaries, the method described in [14] may be easier to apply, although a suitable change of variables may render the equation of motion in the form of equation (1).

A possible extension of these ideas is in the area of nonlinear waves. Here, one would seek special solutions of the governing partial differential equation which represent the dynamics of some low dimensional dynamical system. The method described in [14] is well suited for this. For example, for determining the “single mode” dynamics of a nonlinear wave equation, one simply says that if the displacement and velocity of a single point are known, then the entire displacement and velocity field are determined by these.

One issue which has remained unexplored in the current work is a consideration of the stability of nonlinear normal modes. While much work has been done in this area using traditional methods for two degree-of-freedom systems, it has not been considered in the context of the present method. This has important implications with regard to whether or not these nonlinear normal modes will be observable. The usual parametric instabilities between coupled modes are flagged by the present method in the form of singularities. However, other instabilities may occur, especially at large amplitudes (see [9], for example).

The method described herein can be thought of as a means of generating the “best” single-mode model of the given system. A generalization of the procedure has been developed which can be used to generate invariant, reduced-order models of arbitrary order. In order to achieve this, one expresses the response in a form in

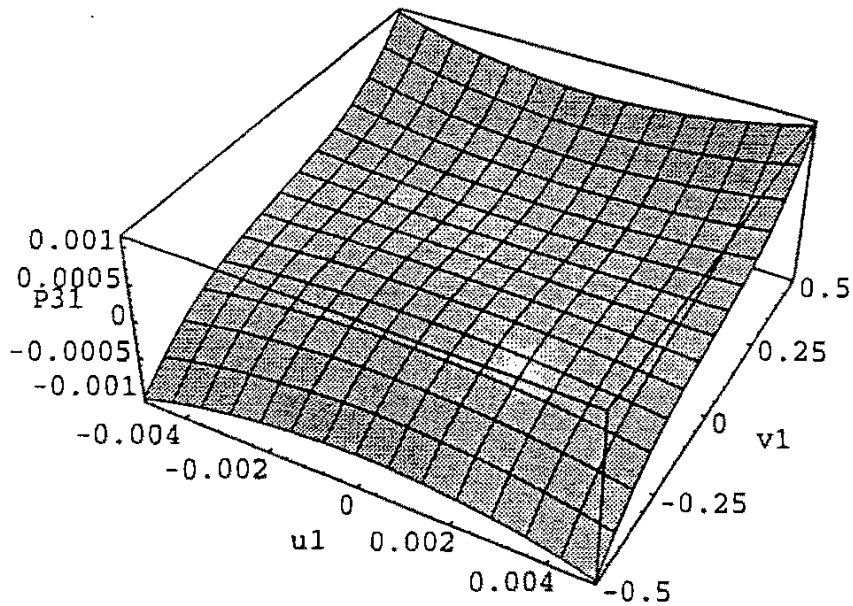
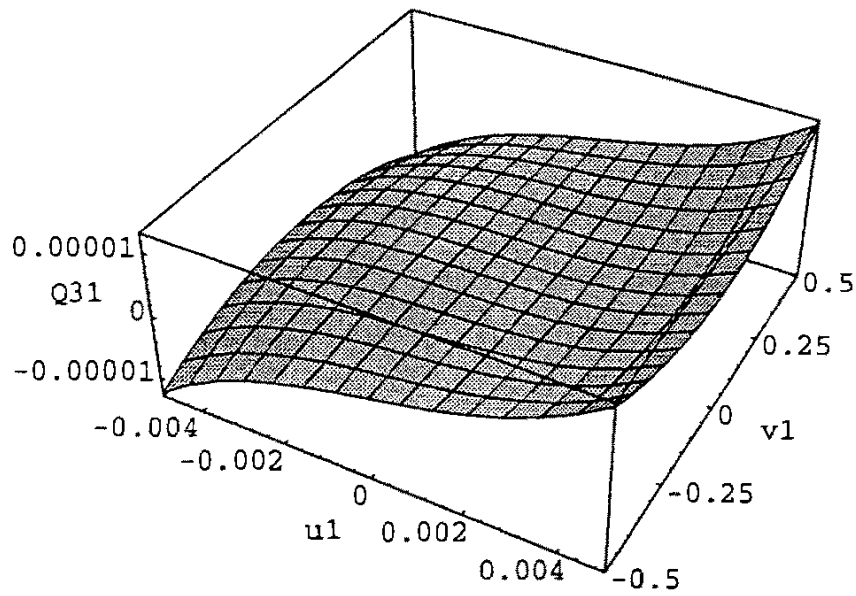


Fig. 8. The invariant manifolds Q_{31} and P_{31} versus u_1 and v_1 for $\kappa = 10^4$, $\rho = 0$, and $\eta = 10^6$.

which the unmodeled modes are expressed as functions of the modeled modes. This idea is of potential use in developing low-order models which may be helpful in computational algorithms or in the development of control schemes. These ideas have some relation to those of the nonlinear Galerkin methods which are used to approximate inertial manifolds [32], although there is an important difference since that method is applicable to systems with dissipation whereas the systems of interest here are conservative.

A final note: While the above method is in some respects similar to standard perturbation techniques, a comparison between the results obtained by this method and those obtained using a combination of harmonic balance and eigenfunction expansions (see, e.g., [1-3]) shows that different results are obtained for the nonlinear mode shapes, even for the simple example presented here. The approxi-

mations for the frequency of nonlinear modal oscillations agree to first order, but the discrepancies in the mode shape approximations at first order will lead to differences in higher order frequency estimates. Since the present method is based on the fundamental principle of dynamic invariance, the results obtained here are the correct ones, and naive perturbation strategies should be applied with caution.

Appendix

Case I

The first-order nonlinear solution for the modal oscillator (34), subject to initial conditions $(u_k(0), v_k(0)) = (X, 0)$, is obtained using Lindstedt's method and is given as follows:

$$u_k(t) = X \cos(\Omega_k t) + X^2 \frac{\alpha_k}{6\Omega_k^2} (-3 + 2 \cos(\Omega_k t) + \cos(2\Omega_k t)) + \dots \quad (53)$$

Note that while this starts at a displacement of X with zero velocity, one-half cycle later the velocity is again zero but the displacement is not equal to $-X$, but is given by

$$-X - X^2 \frac{2\alpha_k}{3\Omega_k^2} + \dots \quad (54)$$

Case II

The first-order nonlinear solution for the modal oscillator (34) with $\alpha_k = \gamma_k = 0$, subject to initial conditions $(u_k(0), v_k(0)) = (X, 0)$, is obtained using Lindstedt's method and is given as follows:

$$u_k(t) = X \cos(\omega_k t) + X^3 \frac{\beta_k}{32\Omega_k^2} (-\cos(\omega_k t) + \cos(3\omega_k t)) + \dots, \quad (55)$$

where $\omega_k = \Omega_k + X^2(3\beta_k/8\Omega_k^2) + \dots$. This starts at a displacement of X with zero velocity and one-half cycle later the velocity is again zero and the displacement is $-X$.

Acknowledgments

This work was supported in part by grants from the National Science Foundation and the Army Research Office. The author is grateful to Christophe Pierre, Nicolas Boivin, the reviewers, and, especially, Steve Wiggins for several helpful suggestions regarding this work.

References

- [1] M. M. K. Bennouna and R. G. White (1984), *J. Sound Vib.* **96**(3), 309–331. The effects of large vibration amplitudes on the fundamental mode shape of a clamped-clamped uniform beam.
- [2] R. Benamar, M. M. K. Bennouna, and R. G. White (1991), *J. Sound Vib.* **149**(2), 179–195. The effects of large vibration amplitudes on the mode shapes and natural frequencies of thin elastic structures, Part I: simply supported and clamped-clamped beams.
- [3] W. Szemplinska (1990), *The Behaviour of Non-Linear Vibrating Systems*, Vol. 2, Kluwer, Dordrecht.
- [4] R. M. Rosenberg (1966), *Adv. Appl. Mech.* **9**, 155–242. On non-linear vibrations of systems with many degrees of freedom.
- [5] R. H. Rand (1974), *Int. J. Non-Lin. Mech.* **9**, 363–368. A direct method for non-linear normal modes.
- [6] L. A. Month and R. H. Rand (1980), *ASME J. Appl. Mech.* **47**, 645–651. An application of the Poincaré map to the stability of non-linear normal modes.
- [7] R. H. Rand, C. H. Pak, and A. F. Vakakis (1992), *Acta Mech.* **3**, 129–145. Bifurcation of nonlinear normal modes in a class of two degree of freedom systems.
- [8] A. F. Vakakis (1990), Ph.D. dissertation, California Institute of Technology. Analysis and identification of linear and non-linear normal modes in vibrating systems.
- [9] A. F. Vakakis (1992), *J. Sound Vib.* **158**(2), 341–361. Nonsimilar normal oscillations in a strongly nonlinear discrete system.
- [10] A. F. Vakakis and T. K. Caughey (1992), *ASME J. Appl. Mech.* **59**, 418–424. A theorem on the exact nonsimilar steady state motions of a nonlinear oscillator.
- [11] L. Jezequel and C. H. Lamarque (1991), *J. Sound Vib.* **149**, 429–459. Analysis of non-linear dynamical systems by the normal form theory.
- [12] A. F. Vakakis and C. Cetinkaya (1993), *SIAM J. Appl. Math.* **53**, 275–282. Mode localization in a class of multi-degree-of-freedom nonlinear systems with cyclic symmetry.
- [13] S. W. Shaw and C. Pierre (1992), *J. Sound Vib.* **164**(1), 85–124. Normal modes for non-linear vibratory systems.
- [14] S. W. Shaw and C. Pierre (1994), *J. Sound Vib.*, **169**(3), 319–347. Normal modes of vibration for non-linear continuous systems.
- [15] A. H. Nayfeh and S. A. Nayfeh (1994), *ASME J. Vib. Acoust.*, to appear. Nonlinear normal modes of a continuous system with quadratic nonlinearities.
- [16] A. H. Nayfeh and S.A. Nayfeh (1994), *ASME J. Vib. Acoust.*, to appear. On nonlinear modes of continuous systems.
- [17] A. H. Nayfeh and C. Chen (1994), Preprint, Department of Engineering Science and Mechanics, Virginia Tech, Blacksburg, VA. On nonlinear modes of systems with internal resonance.
- [18] M. E. King and A. F. Vakakis (1994), *ASME J. Vib. Acoust.*, to appear. An energy-based formulation for computing nonlinear normal modes in undamped continuous systems.
- [19] A. Kelly (1967), *J. Math. Anal. Appl.* **18**, 472–478. On the Liapunov subcenter manifold.
- [20] A. Weinstein (1973), *Ann. Math.* **98**, 377–410. Lagrangian submanifolds and hamiltonian systems.
- [21] J. Moser (1976), *Commun. Pure Appl. Math.* **29**, 727–747. Periodic orbits near an equilibrium and a theorem by Alan Weinstein. Also, see the erratum, *Commun. Pure Appl. Math.* **31**, 529–530.
- [22] M. Kummer (1990), *J. Differential Eqs.* **83**, 220–243. On resonant classical Hamiltonians with n frequencies.
- [23] J. Henrard (1973), *J. Differential Eqs.* **14**, 431–441. Lyapunov's center theorem for resonant equilibrium.
- [24] D. S. Schmidt and D. Sweet (1973), *J. Differential Eqs.* **14**, 597–609. A unifying theory in determining periodic families for Hamiltonian systems at resonance.

- [25] D. S. Schmidt (1978), *J. Math. Anal. Appl.* **63**, 354–370. Hopf's bifurcation theorem and the center theorem of Liapunov with resonance cases.
- [26] A. H. Nayfeh, J. F. Nayfeh, and D. T. Mook (1992), *Nonlin. Dyn.* **2**, 145–162. On methods for continuous systems with quadratic and cubic nonlinearities.
- [27] J. Carr (1981), *Applications of Centre Manifold Theory*, Springer-Verlag, New York.
- [28] D. Gilsin (1987), *SIAM J. Appl. Math.* **47**(5), 929–940. Asymptotic approximations of integral manifolds.
- [29] N. Boivin, C. Pierre, and S. W. Shaw (1994), *Nonlin. Dyn.*, to appear. Normal modes, invariance, and modal dynamics approximations of non-linear systems.
- [30] H. Lamb (1932), *Hydrodynamics*, 6th ed., Cambridge University Press.
- [31] W. Weaver, S. P. Timoshenko, and D. H. Young (1990), *Vibration Problems in Engineering*, Wiley, New York.
- [32] M. Marion and R. Temam (1989), *SIAM J. Numer. Anal.* **26**(5), 1139–1157. Non-linear Galerkin methods.