



HAL
open science

Regularized friction and continuation: Comparison with Coulomb's law

Pierre Vigué, Christophe Vergez, Sami Karkar, Bruno Cochelin

► **To cite this version:**

Pierre Vigué, Christophe Vergez, Sami Karkar, Bruno Cochelin. Regularized friction and continuation: Comparison with Coulomb's law. 2016. hal-01350658v1

HAL Id: hal-01350658

<https://hal.science/hal-01350658v1>

Preprint submitted on 1 Aug 2016 (v1), last revised 9 Dec 2016 (v2)

HAL is a multi-disciplinary open access archive for the deposit and dissemination of scientific research documents, whether they are published or not. The documents may come from teaching and research institutions in France or abroad, or from public or private research centers.

L'archive ouverte pluridisciplinaire **HAL**, est destinée au dépôt et à la diffusion de documents scientifiques de niveau recherche, publiés ou non, émanant des établissements d'enseignement et de recherche français ou étrangers, des laboratoires publics ou privés.



Distributed under a Creative Commons Attribution - NonCommercial - ShareAlike 4.0 International License

Regularized friction and continuation: Comparison with Coulomb's law

Pierre Vigué, Christophe Vergez, Sami Karkar, Bruno Cochelin

Abstract

Periodic solutions of systems with friction are difficult to investigate because of the irregular nature of friction laws. This paper examines periodic solutions and most notably stick-slip, on a simple one-degree-of-freedom system (mass, spring, damper, belt), with Coulomb's friction law, and with a regularized friction law (*i.e.* the friction coefficient becomes a function of relative speed, with a stiffness parameter). With Coulomb's law, the stick-slip solution is constructed step by step, which gives a usable existence condition. With the regularized law, the Asymptotic Numerical Method and the Harmonic Balance Method provide bifurcation diagrams with respect to the belt speed or normal force, and for several values of the regularization parameter. Formulations from the Coulomb case give the means of a comparison between regularized solutions and a standard reference. With an appropriate definition, regularized stick-slip motion exists, its amplitude increases with respect to the belt speed and its pulsation decreases with respect to the normal force.

1. Introduction

In scientific and engineering research, friction is a topic that dates back to da Vinci [1], and the stick-slip oscillations it can engender are either undesirable (causing wear, losses and noise), or crucial, for bowed string instruments for example. The seminal works of Helmholtz (1877) and Raman (1918) describe several regimes of the bowed string, respectively Helmholtz's corner, and Raman's higher types. Several works have since attempted to describe the multitude of possible regimes. In addition to experimental observations with various artificial bowing apparatus (for example, a rosined perspex rod [2]), the main theoretical results [3] are established through graphic constructions (for instance, Friedlander's rule), numerical time simulation (time integration, digital waveguides...), or modal analysis [4].

However, to the authors' knowledge, there isn't a numerical investigation of periodic solutions of the bowed string, which might be due to the irregular nature of friction laws. Yet as a highly nonlinear system, the bowed string may exhibit several solutions for the same set of bowing parameters, depending on initial conditions. For example, a string lightly touched by a finger at its middle emits a sound known as *flageolet tone* or *harmonic sound* that is the second register. Using appropriate bowing parameters, musicians can maintain this second register solution in the same bow stroke when the finger is raised, although these bowing parameters are compatible with a normal, first register sound. The authors' ultimate aim is the continuation of periodic solutions of a bowed string, showing the evolution of solutions with respect to a given parameter, along with their stability. A string toy model, based on a truncated modal projection retaining only two modes, was studied with the regularized law presented here [5].

The numerical framework presented in [6] will be used hereafter. It operates on first-order, parametric differential system $X' = F(X, \lambda)$. A discretization method, namely, the Harmonic Balance Method or the Orthogonal Collocation at Gauss points, transforms this differential system into a polynomial one (also called algebraic system). Then, a continuation method, the Asymptotic Numerical Method (ANM), is used to study the evolution of periodic solutions. It relies on truncated power series expansion, provided that in the parametric differential system $X' = F(X, \lambda)$, F is an analytic function, and thus, so is the solution branch. In its implementation, the ANM operates with quadratic nonlinearities, with an extension to usual functions [7], but keeping in mind that only smooth nonlinearities are admissible. That is why a regularized friction law is proposed that will be reviewed in this paper. It is not designed to fit experimental data, but rather, to present some similarities to Coulomb's two-parameters law (recalled in Eq. 7) for a great regularization parameter. This regularized law engenders periodic solutions that can be compared with Coulomb's solution on a string toy model. Unlike Pennestri *et al.* [8], who compare through time integration many models for a

given set of parameters values, the present study aims at presenting the global behaviour of one model family through continuation, with different values of the regularization parameter.

The regularized law is given in Section 2.1, with a brief discussion about the regularization. As a first step before a realistic string model, the present paper examines the periodic solutions of a mass-spring-damper resting on a conveyor belt. The model is presented in Section 2.2. This mass-spring-damper-belt device, also known as the Rayleigh string model, corresponds to the projection on the first mode of the string equation.

Explicit formulations of the periodic solution for this system with Coulomb's law are well-known in the undamped case. In the damped case however, there is a lack of such formulations, and instead of using *ad hoc* numerical integration techniques (for example, [9, 10]), the authors describe explicitly the stick-slip solution, with Coulomb's law and damping, in Section 3. It is then sufficient to solve numerically only one equation (the cycle condition), and in return, it provides insight into the existence domain of this solution. In Section 4 we present the continuation of periodic solutions with the regularized law. The continuation is carried out with respect to the belt speed, then to the normal force. Periodic solutions obtained with the regularized law are compared with Coulomb's stick-slip solution.

2. Friction laws and model equations

2.1. Regularized friction law

We now present the regularized friction law $\mu_n(V_r)$ used in this paper. It is based on an analytical mother function g and a regularization parameter n . This parameter n acts as a scaling factor that modifies the stiffness of the regularization : large values of n mean a highly nonlinear friction law. g is defined as

$$g(V_r) := \frac{-\mu_d V_r \sqrt{V_r^2 + \varepsilon} - 2\alpha V_r}{V_r^2 + 1}, \quad \alpha = \sqrt{\mu_s(\mu_s - \mu_d)} \quad (1)$$

It is designed to verify the following properties :

- the function g is odd ;
- $g(V_r) \rightarrow \mu_d$ when $V_r \rightarrow -\infty$;
- $\max g \rightarrow \mu_s$ when $\varepsilon \rightarrow 0$

Then, μ_n is defined as

$$\mu_n(V_r) := g(nV_r) = \frac{-\mu_d V_r \sqrt{V_r^2 + \frac{\varepsilon}{n^2}} - 2\frac{\alpha}{n} V_r}{V_r^2 + \frac{1}{n^2}} \quad (2)$$

A plot of Coulomb's law and the regularized law for several values of n , in Figure 1, show that $\mu_n(V_r)$ resembles Coulomb's law when n is high. Additional details on the regularization process are given in Appendix A.

We highlight two main differences with Coulomb's friction law. The first one is a velocity-dependent dynamic coefficient. But as noted by Oden and Martins ([11], p. 548) the assumption of velocity independence is "now known to be invalid. A large volume of experimental data and empirical formulas for the variation of the friction coefficient with sliding velocity can be found". Yet Coulomb's law leads to more explicit expressions of the stick-slip solution, and for non-zero relative speed, it is the limit function of the sequence $(\mu_n)_{n>0}$.

The second difference is that μ_n is locally a decreasing function of V_r around $V_r = 0$, instead of a multivalued coefficient during adherence. This kind of smooth, velocity-dependent friction law, is a model commonly used to study the bowed string, from McIntyre and coll. [12] to recent sound synthesis [13]. The present study aims at investigating such a regularized law. More complex models have been designed¹, to take into account effects due to rosin [15], string torsion [10], etc.

A smooth friction law around 0 allows "no true sticking" (an expression found for example in [16]), a drawback in a purely static context, however the present paper focuses on dynamic phenomena. Friction regularization has been used to find approximate solutions of variational formulations (for example [17, 11]), but the authors found a small number of papers that use it in numerical simulations expecting realistic friction :

¹Several bowed string models can be found in [14].

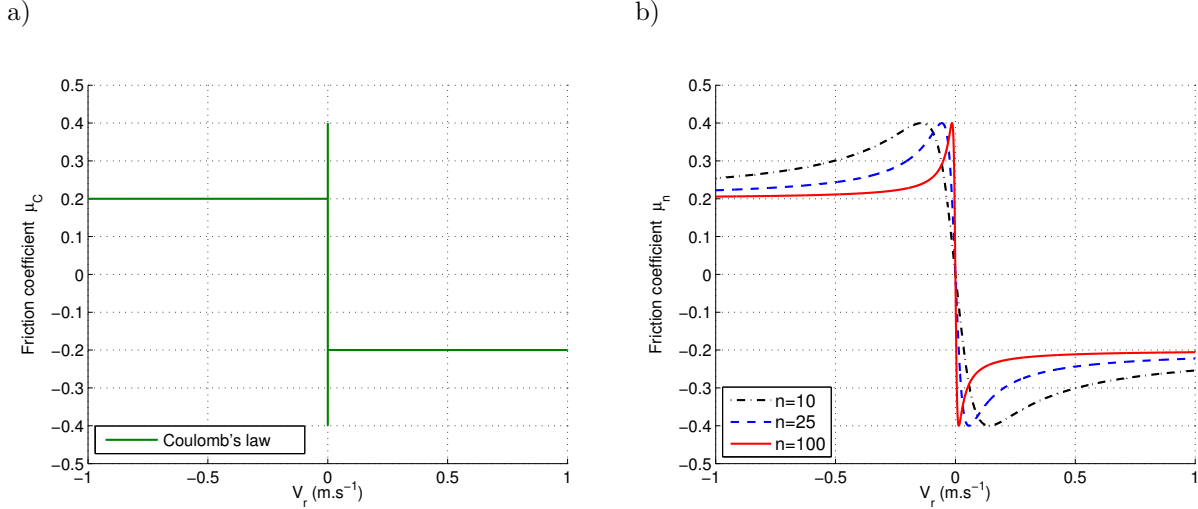


Figure 1: a) Coulomb's friction law, for $\mu_s = 0.4$, $\mu_d = 0.2$. b) Regularized friction μ_n for $n = 10$ (black), 25 (blue), 100 (red).

- Fenny and Moon [18] showed that for a harmonically forced spring-mass system, a smooth friction law can reproduce qualitatively the chaotic behaviour observed with Coulomb's law. The selected smooth function reads :

$$\mu(V_r) = (\mu_d + (\mu_s - \mu_d)\text{sech}(\beta V_r)) \tanh(\alpha V_r) \quad (3)$$

- Quinn [19] proposes a smoothing procedure that respects the multivaluation at null relative speed by introducing an additional variable. However, it is presented in the case $\mu_s = \mu_d$, and its adaptation in the case $\mu_s > \mu_d$ may be delicate.
- Vrande et al. [20] use the function :

$$\mu(V_r) = -\frac{2}{\pi} \frac{\arctan(\varepsilon V_r)}{1 + \gamma|V_r|} \quad (4)$$

where ε is the regularization parameter. The maximal value of μ is not constant when ε varies, and the range of belt speeds is restricted because this function tends to zero when V_r tends to infinity.

2.2. Model equations

The model studied in this paper is a mass-spring-damper-belt system. The mass rests on a conveyor belt moving at velocity V_b (Figure 2), and the contact between the mass and the belt follows a friction law μ . This law is either :

- Coulomb's friction law, with parameters μ_s , μ_d , in Section 3.
- μ_n , in Section 4. n is the regularization parameter of our smooth friction law. For small values of n the system is weakly nonlinear; for greater values of n it becomes stiff.

This mechanical device is a useful toy model of a bowed string. If y denotes the horizontal transverse displacement of a string at the bowing point $x = x_b$, a projection of the equation of motion on the first bending mode leads to a mass-spring-damper equation. Namely, if V_r denotes the relative velocity between the mass and the belt, V_b the belt velocity, F_N the normal force, M_1 the modal string mass, ζ_1 the damping, ω_1 the natural pulsation,

$$y'' + 2\zeta_1\omega_1 y' + \omega_1^2 y = \frac{F_N}{M_1} \mu(V_r) \quad (5)$$

$$\text{where } V_r = y' - V_b \quad (6)$$

We underline that the normal force F_N is not to be confused with gravity here : as in a musical context, the force applied by the bow is a parameter that can vary independently from the string mass. Moreover, gravity is negligible in comparison with the normal force.

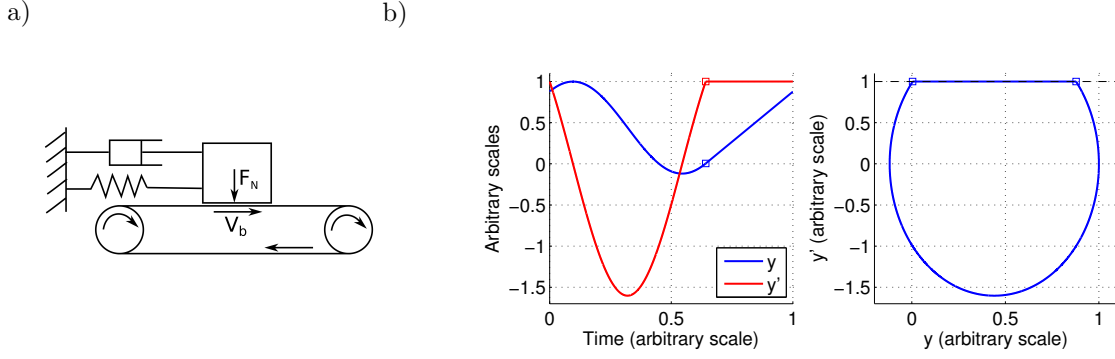


Figure 2: a) Mass-spring-damper system with a conveyor belt. b) One period of *stick-slip* motion ($V_b = 0.1 \text{ m.s}^{-1}$; arbitrary scales), squares indicate the limits of sticking.

3. Periodic stick-slip solution using Coulomb's friction law

3.1. Coulomb's law

In this section we study the periodic *stick-slip* solution of the mass-spring-damper-belt system with Coulomb's friction law, defining the friction coefficient as :

$$\mu(V_r) = \begin{cases} -\mu_d \text{sign}(V_r) & \text{if } V_r \neq 0 \text{ (slip)} \\ \mu_0 \text{ with } |\mu_0| \leq \mu_s, & \text{if } V_r = 0, \text{ (stick)} \end{cases} \quad (7)$$

with μ_s and μ_d respectively the static and dynamic friction coefficients, and $\mu_d < \mu_s$. An example of *stick-slip* periodic motion is drawn in Figure 2.

We define $F_1 = \frac{F_N}{M_1}$, $\eta_1 = \zeta_1 \omega_1$, so that Eq. (5) becomes

$$y'' + 2\eta_1 y' + \omega_1^2 y = F_1 \mu(V_r) \quad (8)$$

This equation has one fixed-point solution, the slipping solution $y = \frac{F_1 \mu_d}{\omega_1^2}$. We determine the periodic *stick-slip* solution in three steps : stating the initial problem and its slipping solution ; determining whether slipping stops ; if it does, closing the cycle with a sticking phase.

3.2. Slipping

We suppose that at $t = 0$ the spring is stretched enough to end the sticking interval. This means $\mu(V_r)$ reaches at $t = 0^-$ its maximum μ_s , and the slipping interval starts. Eq. (8) is to be solved on an interval $[0, t_1]$, where t_1 , the instant when slipping stops, will be found later, and with initial conditions :

$$y(0) = \omega_1^{-2} (F_1 \mu_s - 2\eta_1 V_b) \quad (9a)$$

$$y'(0) = V_b \quad (9b)$$

The damped pulsation is noted $\omega_A := \omega_1 \sqrt{1 - \zeta_1^2}$, there exists $A > 0$, $\varphi \in [-\pi, \pi[$ so that

$$y(t) = A e^{-\eta_1 t} \cos(\omega_A t + \varphi) + \frac{F_1 \mu_d}{\omega_1^2} \quad (10)$$

and initial conditions give

$$A \cos(\varphi) = y(0) - \frac{F_1 \mu_d}{\omega_1^2} \quad (11a)$$

$$A \sin(\varphi) = -\omega_A^{-1} \left(y'(0) + \eta_1 \left(y(0) - \frac{F_1 \mu_d}{\omega_1^2} \right) \right) \quad (11b)$$

so A^2 and $\tan(\varphi)$ are known. Then it can be shown that $\varphi \in]-\frac{\pi}{2}, 0[$, and the unique couple $(A, \varphi) \in (\mathbb{R}_+^*,]-\frac{\pi}{2}, 0[)$ is now entirely determined by Eq. 11a, 11b.

3.3. Does slipping stop?

Now that the slipping interval has started, there is a dilemma : either there exists $t_1 > 0$ when slipping stops, or there is no such $t_1 > 0$.

The first case happens if V_r , which has become strictly negative during slipping, reaches 0 once more (cycle condition). It is also the first non-negative time t where y as given by Eq. (10) satisfies $y'(t_1) = y'(0)$. Then a *stick-slip* regime exists.

We recall that this resolution is simple in the undamped case ; in this case $t_1 = \frac{\pi - 2\varphi}{\omega_1}$, stick-slip solution exists for all belt speeds ; and periodic solutions without sticking interval exist. These pure slipping solutions are located inside the stick-slip cycle in the phase diagram (see for example [21]). The value of t_1 in the undamped case can be used as a starting approximate value for a numerical solver in the damped case.

In the second case, there is no such $t_1 > 0$, meaning the damped oscillation of y satisfies :

$$\forall t > 0, \quad y'(t) < y'(0) \quad (12)$$

The system stays in a damped oscillation and there is no periodic solution. In the phase diagram (Figure 2, right), the left end of the horizontal segment (sticking interval) will not be reached. Inequation (12) is now transformed into a condition checked only at a specific time t_Y , instead of all times t .

y' can be rewritten as

$$y'(t) = -A\omega_1 e^{-\eta_1 t} \cos(\omega_A t + \varphi - \psi) \quad (13a)$$

$$\text{with } \psi = \arccos(\eta_1 \omega_1^{-1}) \quad (13b)$$

Then

$$\text{No stick-slip} \Leftrightarrow (12) \Leftrightarrow \forall t > 0, \quad y'(t) = -A\omega_1 e^{-\eta_1 t} \cos(\omega_A t + \varphi - \psi) < y'(0) = V_b \quad (14)$$

Since the left-hand side is a damped oscillation, its first local maximum is its global maximum, and it occurs at $t = t_Y$:

$$t_Y = \frac{2\psi - \varphi + \frac{\pi}{2}}{\omega_A} \quad (15)$$

From this we conclude :

$$\text{No stick-slip} \Leftrightarrow A \exp\left(-\eta_1 \frac{2\psi - \varphi + \frac{\pi}{2}}{\omega_A}\right) < \frac{V_b}{\omega_A} \quad (16)$$

The inequation (16) can be tested easily, and numerical results highlight that for a fixed normal force, a maximal belt speed V_{max} exists, beyond which stick-slip does not exist. Conversely, for a fixed belt speed, a minimal normal force F_{min} exists, below which there is no stick-slip. This does not provide an explicit expression of V_{max} or F_{min} in function of the other system parameters², since A and φ depend on V_b and F_N .

3.4. Sticking

We conclude the study of the periodic case, when t_1 exists. Sticking starts at $t = t_1$, and stops at t_2 , thus $T = t_2$ is the period of the cycle. For all $t \in [t_1, t_2]$, $V_r(t) = 0$, i.e. $y'(t) = y'(0)$: y is affine, increasing from its initial value $y(t_1)$ to its final value $y(t_2) = y(0)$. We calculate A and φ (Eq. 11) ; t_1 is found with a numerical solver using the value in the undamped case as an initial guess ; now constants in Eq. (10) are known and so is $y(t_1)$, from which we conclude :

$$t_2 = t_1 + \frac{y(0) - y(t_1)}{y'(0)} \quad (17)$$

Stick-slip solution y over one period, its derivative y' , and the phase diagram (y, y') are plotted in Figure 3 for a fixed choice of parameters, and V_b is close to the maximal belt speed V_{max} . Two features can be underlined :

²We consider this is the most advanced, exact resolution to describe whether stick-slip exists or not. Wensrich [22] also points out the difficulty to obtain an explicit boundary between the two domains.

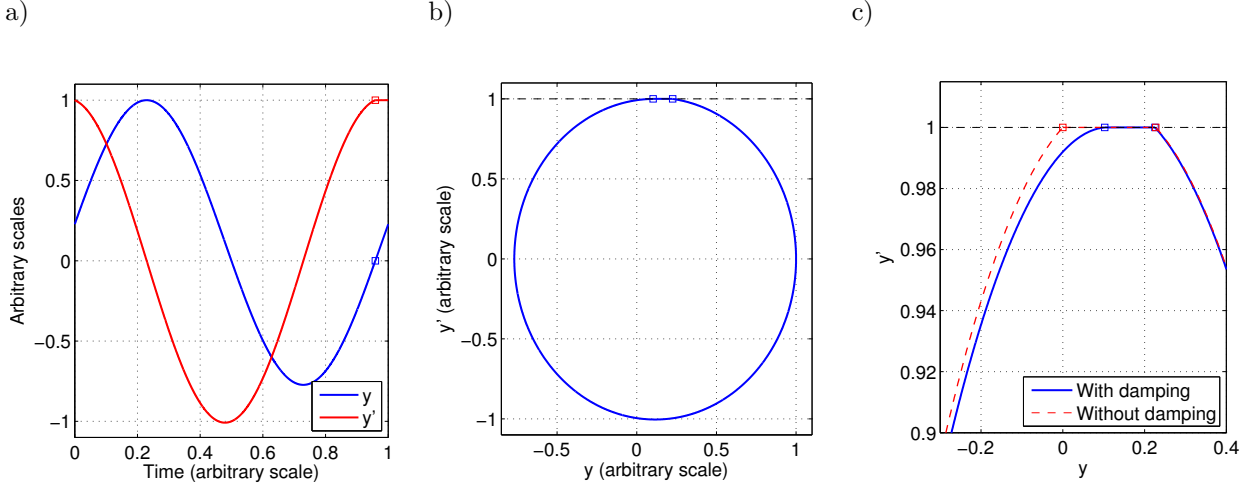


Figure 3: *Stick-slip* periodic solution of the system with Coulomb's friction law, with V_b close to the maximal belt speed V_{max} . a) One period of y (blue) and its derivative y' (red) (arbitrary scales), squares indicate $t = t_1$ (when sticking starts). b) Phase diagram (y, y'); dashed black line indicates adherence ($y' = V_b$), squares show the limits of sticking. c) Zoom on the sticking phase, comparison with the undamped case.

- since the belt speed is high, the *sticking* interval is then reduced to a short fraction of the period, unlike in Figure 2.
- in the phase diagram, the damped solution has an almost horizontal tangent at the end of the *slipping* interval, unlike the undamped solution.

We can even compute the bifurcation diagram, for instance over a belt speed interval $[V_1; V_2]$ (or, similarly a normal force interval) discretized in $k + 1$ values :

```

for  $V_b = [V_1 : \frac{V_2 - V_1}{k} : V_2]$ 
   $y(0) = \dots, y'(0) = \dots$  (Eq. 9a, 9b)
   $A = \dots, \varphi = \dots$  (Eq. 11a, 11b)
   $\psi = \dots$  (Eq. 13b)
  if inequation (16) is true then no stick-slip
    else  $t_{1,app} = \frac{\pi - 2\varphi}{\omega_A}$  ( $t_1$  in the undamped case serves as an estimate in the damped case)
     $t_1 = \text{fsolve}(y'(t) - y'(0), \text{start}=t_{1,app})$ 
     $t_2 = \dots$  (Eq. 17)
  end if
end for

```

4. Periodic solutions using a regularized friction law

We now investigate the periodic solutions with a regularized friction law which resembles Coulomb's law when the regularization parameter is high. The numerical framework used is presented in [6] and [23] and implemented in Manlab [24].

4.1. Quadratic recast

Periodic solutions, and their continuation with respect to parameters V_b or F_N , are studied with a continuation procedure. A robust method to compute a solution branch is the Asymptotic Numerical Method (ANM). It operates on first-order differential systems with quadratic nonlinearities. This is called a quadratic formulation and requires auxiliary variables to lower the derivation order to 1, and to recast the nonlinearities into quadratic ones, so that Z , the vector of all variables, is solution of

$$m(Z') = c_0 + \lambda c_1 + l_0(Z) + \lambda l_1(Z) + q(Z, Z) \quad (18)$$

where λ is the continuation parameter, c_0 and c_1 are vectors, l_0 , l_1 and m are linear operators, and q is a bilinear operator [6]. After this quadratic recast, periodic solutions are studied using either the Harmonic Balance Method or the Orthogonal Collocation at Gauss points, as implemented in [23]; unless stated otherwise below, they provide the same results. A detailed study of their convergence should be carried out in a companion paper [25].

A dimensionless variable $Q := A_0 y$ is substituted for y (A_0 is given in AppendixB), and the differential equation (5) on y is transformed into a first-order, dimensionless system on (Q, P) :

$$Q' = \omega_1 P \quad (19)$$

$$P' = -2\eta_1 P - \omega_1 Q + \frac{A_0 F_N}{\omega_1 M_1} \mu_n(V_r) \quad \text{where} \quad V_r = \frac{\omega_1}{A_0} P - V_b \quad (20)$$

Then, seeing the definition (2) of $\mu_n(V_r)$, we define three auxiliary variables to obtain quadratic nonlinearities :

$$R = \sqrt{V_r^2 + \frac{\varepsilon}{n^2}} \quad (21)$$

$$S = V_r^2 + \frac{1}{n^2} \quad (22)$$

$$\mu_n = \frac{-\mu_d V_r R - 2\frac{\alpha}{n} V_r}{S} \quad (23)$$

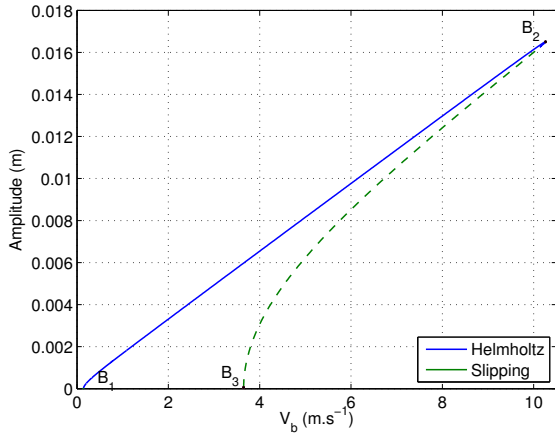
The definition of R is then recast as

$$R^2 = V_r^2 + \frac{\varepsilon}{n^2} \quad (24)$$

The latter, (24), is not equivalent to the previous definition, (21), and the positiveness of R has to be checked (this should be studied in a companion paper [25]).

4.2. Continuation with respect to the belt speed

a)



b)

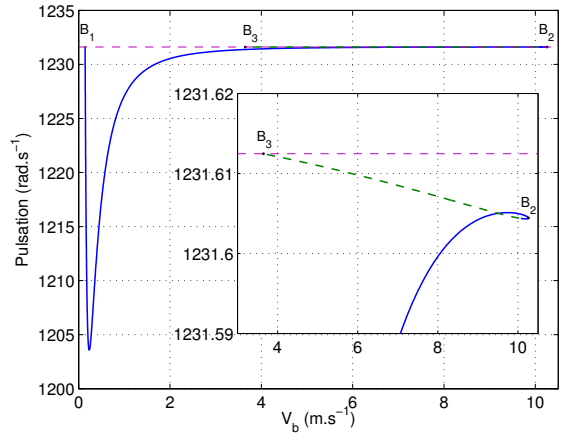


Figure 4: Bifurcation diagram with the continuation parameter $\lambda = V_b$, and $n = 10$, $F_N = 5$ N. The branch is plotted in solid line if it is stable, and dashed otherwise ; Helmholtz motion is in blue, slipping in green. a) Peak-to-peak amplitude versus the belt velocity. b) Pulsation versus the belt velocity. Natural pulsation ω_1 is plotted in purple. A zoom window shows the branch between bifurcations B_2 and B_3 .

A first continuation study is carried out with the belt speed V_b being the continuation parameter λ , while the normal force is fixed ($F_N = 5$ N). The quadratic recast, emphasizing the operators of Eq. (18), and based on Eq. (19), (20), (22), (23) and (24), is :

$$0 = -\lambda + \frac{\omega_1}{A_0}P - V_r + 0 \quad (25a)$$

$$0 = \frac{\varepsilon}{n^2} + 0 + V_r^2 - R^2 \quad (25b)$$

$$0 = \frac{1}{n^2} - S + V_r^2 \quad (25c)$$

$$0 = 0 + 2\frac{\alpha}{n}V_r + \mu_n S + \mu_d V_r R \quad (25d)$$

$$Q' = 0 + \omega_1 P + 0 \quad (25e)$$

$$\underbrace{P'}_{m(Z')} = 0 \quad \underbrace{}_{c_0 + \lambda c_1} \quad \underbrace{-2\eta_1 P - \omega_1 Q + \frac{A_0 F_N}{\omega_1 M_1} \mu_n}_{l_0(Z) + \lambda l_1(Z)} + 0 \quad \underbrace{}_{q(Z,Z)} \quad (25f)$$

For $n = 10$, the bifurcation diagram is given in Figure 4 (left) with stability analysis and movement description. Amplitude refers to peak-to-peak amplitude of the displacement y .

The upper stable branch starts with a supercritical Hopf bifurcation (B_1 on the diagram) around $V_b = 0.14$ m.s⁻¹, reaching a maximal belt speed (B_2) around $V_b = 10.25$ m.s⁻¹. From there, the lower branch is unstable, and ends on a subcritical Hopf bifurcation (B_3) around $V_b = 3.65$ m.s⁻¹. This analysis is performed with Hill's method [26]. This method is efficiently combined with the Harmonic Balance Method, provided that the Jacobian matrix of the nonlinear differential system $(Q, P)' = \mathcal{F}(Q, P)$ (*i.e.* Eq. (19), (20)) is also quadratically recast. In our case, this requires three additional variables, which means that the computation of the bifurcation diagram is slightly slowed down, then the stability analysis is almost immediate. This is a good compromise, and is preferred to the integration of the Jacobian matrix over one period.

Some authors consider that using a regularized law prevents any real stick phase (for example, [16, 27]). We refine this by defining the movement type as follows : let V_n be such that $\mu_n(V_n) = \max_v \mu_n(v) = \mu_s$, then

$$|V_r(t)| \leq |V_n| \Rightarrow \text{stick}, \quad |V_r(t)| > |V_n| \Rightarrow \text{slip} \quad (26)$$

Then, a solution is called either “slipping” if a period contains no sticking interval, or “Helmholtz motion”, if there is exactly one sticking interval and one slipping interval. The plot in Figure (4) can be summed up as : Helmholtz motion on the upper branch, slipping on the lower branch. There are two details : around bifurcation B_1 , the mass is only slipping ; the Helmholtz motion is still present on the lower branch near B_2 .

We now choose greater values of n , the regularization parameter, namely 25, 50 and 100. The bifurcation diagram is altered (Figure 5) :

- Hopf bifurcations B_1 and B_3 happen at lower belt speeds ;
- the maximal belt speed decreases ;
- the amplitude gap between the stable and the unstable branches decreases.

For belt speeds close to the first Hopf bifurcation, the motion amplitude is small and relative speed V_r oscillates very slightly around V_n . In other words, μ_n stays close to its maximum μ_s . In Coulomb's case, the amplitude of the stick-slip solution tends to a strictly positive value when the belt speed tends to 0. There is a discontinuity at $V_b = 0$, where the amplitude is zero since there is no motion. Examples of Helmholtz motion, in the regularized case and in Coulomb's case, are shown in Figure 6.

For Coulomb's law the pulsation is a increasing function of the belt speed (Figure 7) that tends to 0 when the belt speed tends to 0. For the regularized law, pulsation starts at the natural pulsation at B_1 , then decreases to similar values to the unregularized case, in a step way for great values of n . From then on, it is also a function of V_b increasing towards its final value ω_1 , reached at the second Hopf bifurcation B_3 .

With greater values of n (highly nonlinear system), for instance for $n = 150$, the pulsation step decrease near the first bifurcation B_1 ranges over a short interval, while the amplitude is a step increasing function of the belt speed. In this interval, it is difficult for numerical methods to find the expected periodic solution. The Harmonic Balance Method predicts an hysteresis over a very short interval ; the size of this interval

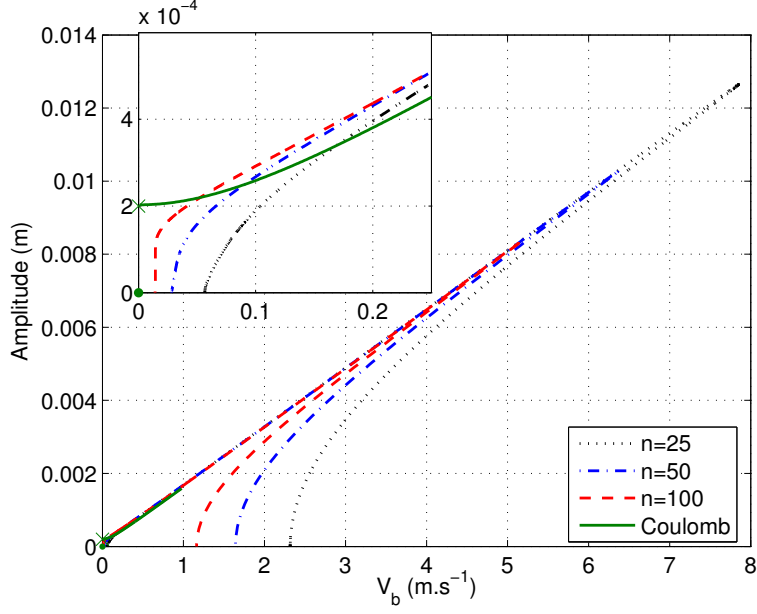


Figure 5: Bifurcation diagram (axes : belt speed, amplitude of displacement) with the regularized friction law and $n = 25$ (black), $n = 50$ (blue), $n = 100$ (red) ; with Coulomb's law (green).

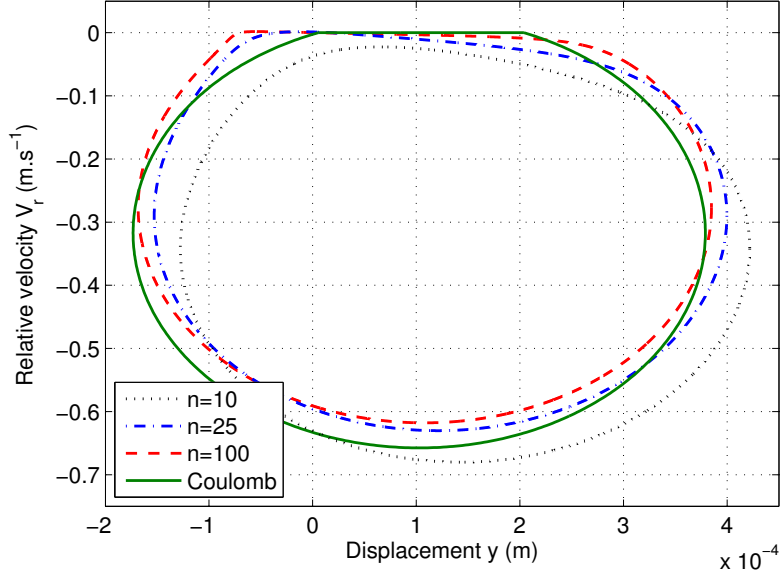


Figure 6: Phase diagrams, at amplitude 5.5×10^{-4} m, for the regularized law ($n = 10$, black ; $n = 25$, blue ; $n = 100$, red) and for Coulomb's law (green).

diminishes when more harmonics are used (Figure 8). The Orthogonal Collocation at Gauss points [28] does not exhibit this behaviour and describes amplitude and pulsation as functions of the continuation parameter V_b .

To confirm the continuation results, we can extract a periodic solution (from one of the two bifurcation diagrams, HBM or Collocation), and start a numerical solver with initial conditions $y(0)$, $y'(0)$. Among the

solvers available in Matlab ODE suite [29] designed for stiff systems, `ode15s` was found to be reliable and faster than others on this system. However, the absolute error tolerance (parameter `AbsTol`) must be set as low as 10^{-14} (this worsens as n increases since the system becomes stiffer). Otherwise, it does not converge to the same periodic solution.

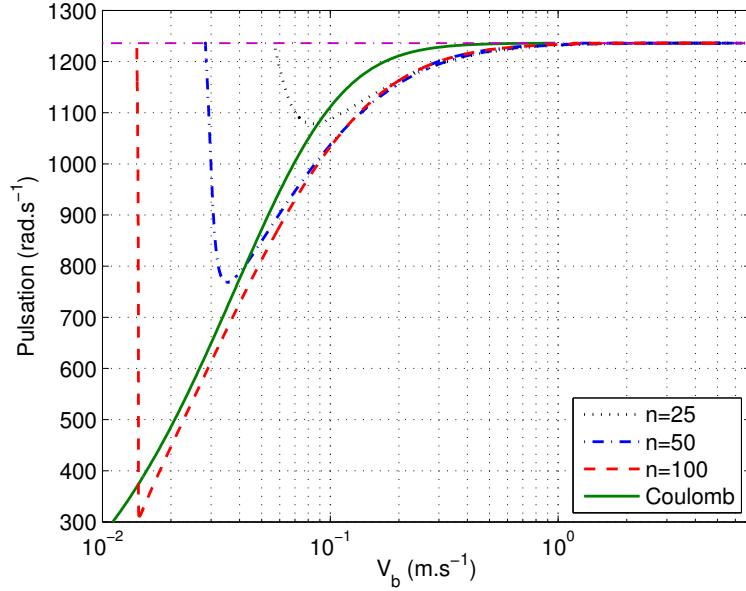
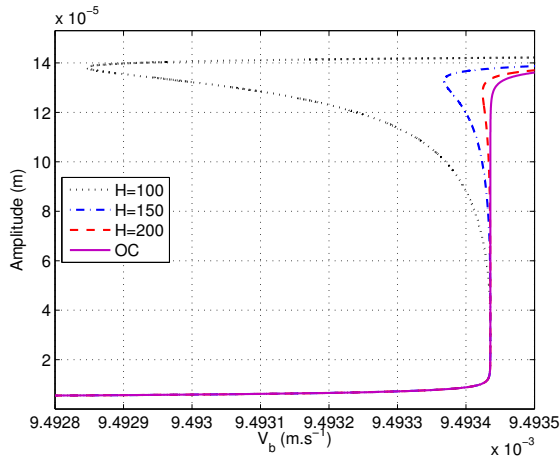


Figure 7: Pulsation versus belt speed, with the regularized friction law and $n = 25$ (black), $n = 50$ (blue), $n = 100$ (red) ; with Coulomb's law (green). Natural pulsation ω_1 is drawn in purple. The branch between B_2 and B_3 is not visible at this scale.

a)



b)

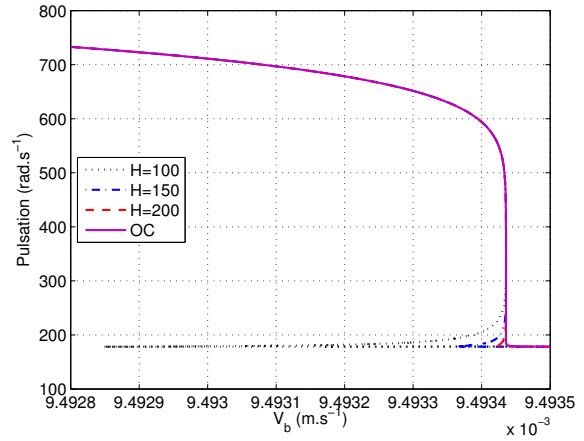


Figure 8: For $n = 150$, comparison of the Harmonic Balance Method with $H = 100$ (black), 150 (blue), 200 harmonics (red), and Orthogonal Collocation (OC) with $N_{int} = 151$ subintervals. a) Peak-to-peak amplitude versus the belt velocity. b) Pulsation versus the belt velocity.

4.3. Continuation with respect to the normal force

We now choose the continuation parameter $\lambda = F_N$ and a fixed belt speed ($V_b = 0.2 \text{ m.s}^{-1}$). Changing λ modifies the quadratic recast of the differential equations.

For small values of n , for example $n = 10$, the bifurcation diagram (Figure 9, left) shows a stable branch with a supercritical Hopf bifurcation. For higher values of n ($n = 25$ is enough), the Hopf bifurcation becomes subcritical.

Comparisons with Coulomb's law, for the amplitude (Figure 10) and the pulsation (fig. 11) show a qualitative agreement between regularized law and Coulomb's law. For either law, the mass can be carried away as far as desired during the stick phase, provided that the normal force is great enough. This phase becomes longer, and therefore the pulsation decreases. Nevertheless, the agreement is less compelling than for the belt speed continuation. For small values of the regularization parameter n , the amplitude is close to the amplitude occurring with Coulomb's law. For $n = 50$ or $n = 100$ and high values of normal force F_N , there is still a large difference between pulsation with Coulomb's law and the one with regularized law.

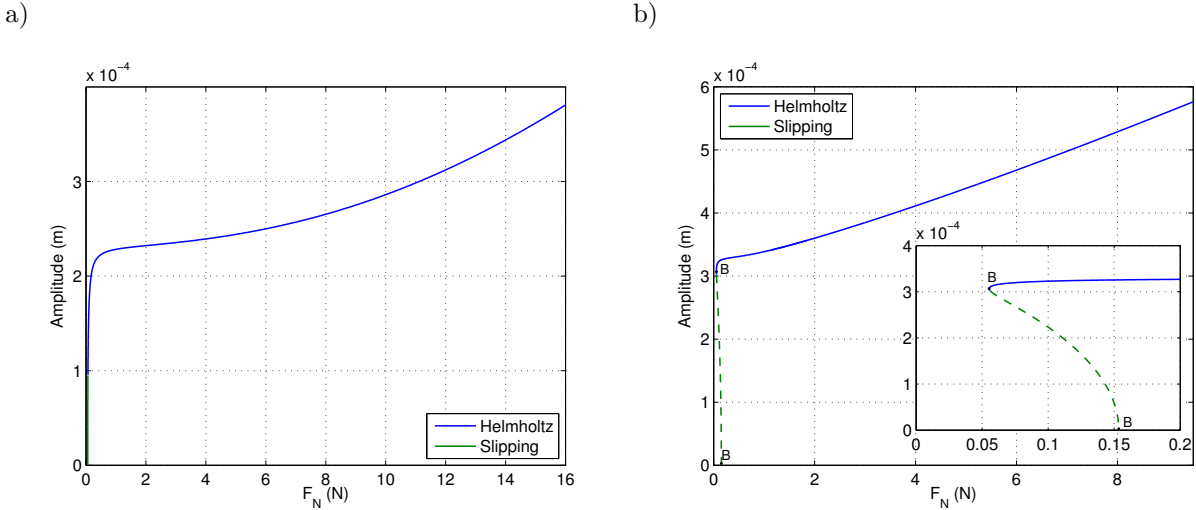


Figure 9: Bifurcation diagram with the continuation parameter $\lambda = F_N$. The branch is plotted in solid line if it is stable, and dashed otherwise ; Helmholtz motion is in blue, slipping in green. a) Weakly nonlinear system, $n = 10$. b) Stiff nonlinear system, $n = 100$.

5. Conclusion

In this paper we investigated the periodic solutions of a mass-spring-damper-belt system, and compared two different friction laws, Coulomb's law and a regularized law. In the Coulomb case, the stick-slip solution is constructed sequentially, giving access to limit values for the belt speed and the normal force. In the regularized case, the bifurcation diagrams, obtained by numerical continuation with respect to the belt speed or to the normal force, and for several values of the regularization parameter, fulfilled two goals. They prove the robustness of our numerical methods with a highly nonlinear law; they give a comprehensive description of the stick-slip branch and of the slipping branch, as well as their evolution when the system becomes highly nonlinear. Formulations from the Coulomb case give the means of a comparison between the regularized solutions and a standard reference.

The present study highlights that several qualitative aspects of friction are preserved when the friction law is a smooth function of relative velocity. With an appropriate definition, stick-slip motion exists, its amplitude increases with respect to the belt speed and its pulsation decreases with respect to the normal force. There are limit values for the belt speed and the normal force beyond which this periodic motion ceases to exist. A second solution branch, mainly composed of non-stationary, slipping solutions, is unstable.

Thanks to its important nonlinearity, this regularized system serves as a benchmark for our methods of time discretization. A future companion paper [25] will compare the Harmonic Balance Method and the Orthogonal Collocation at Gauss points, for several values of the regularization parameter n . Future works based on this regularized system can feature more complete models, either for the string or the friction law.

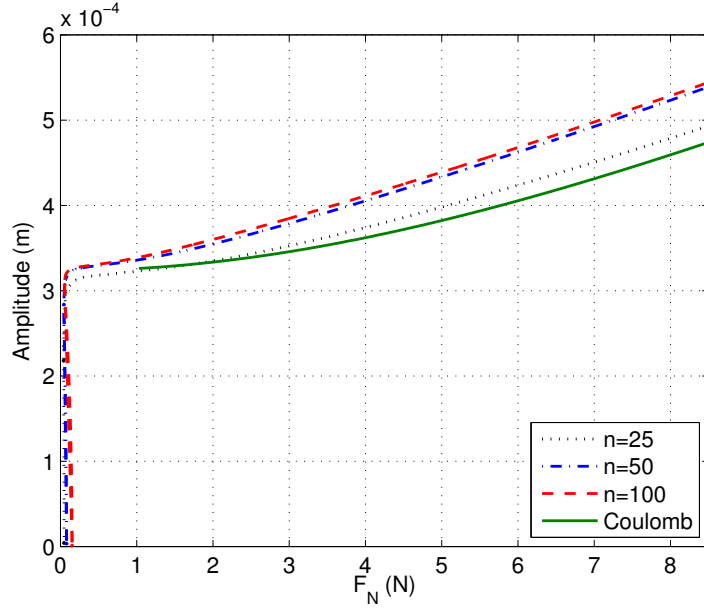


Figure 10: Amplitude versus normal force, with the regularized friction law and $n = 25$ (black), $n = 50$ (blue), $n = 100$ (red) ; with Coulomb's law (green).

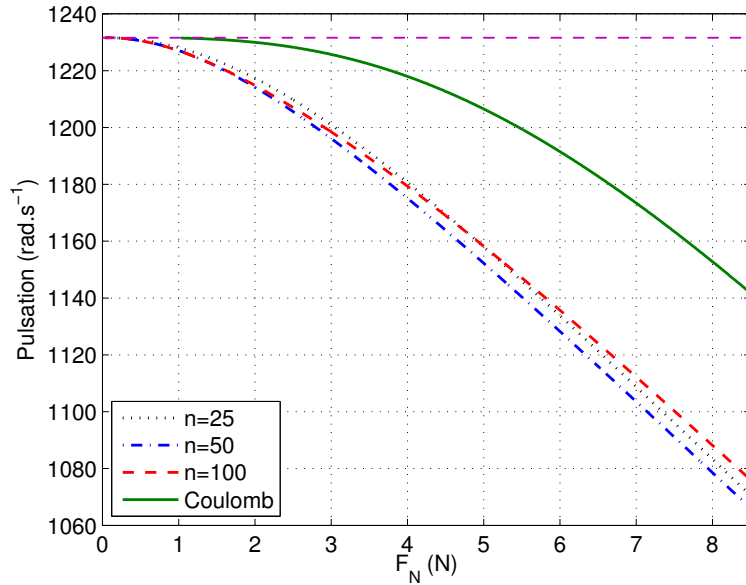


Figure 11: Pulsation versus normal force, with the regularized friction law and $n = 25$ (black), $n = 50$ (blue), $n = 100$ (red) ; with Coulomb's law (green). Natural pulsation ω_1 is shown in purple.

Acknowledgements

This work has been carried out in the framework of the Labex MEC (ANR-10-LABX-0092) and of the A*MIDEX project (ANR-11-IDEX-0001-02), funded by the *Investissements d'Avenir* French Government program managed by the French National Research Agency (ANR).

AppendixA. Regularization construction

The regularized law μ can be designed as follows : μ is an odd, analytical function, with a (single) maximum value μ_s on \mathbb{R}_- , and its asymptotic value is μ_d (when $V_r \rightarrow -\infty$). The definition

$$\forall V_r \leq 0, \quad \mu(V_r) = \frac{-\mu_d V_r^2 - 2\alpha V_r}{V_r^2 + 1}, \quad (\text{A.1})$$

verifies our constraints, provided that $\alpha = \sqrt{\mu_s(\mu_s - \mu_d)}$. Since $V_r \leq 0$ with Coulomb's law, it may seem sufficient to define μ with Eq. (A.1). Yet, using this definition, numerical simulation shows that V_r does not stay negative over one period, for large intervals of belt speed and normal force. Since the expression given in Eq. (A.1) is not odd, the friction coefficient is incorrect over a fraction of the period. A satisfying replacement would be, for all V_r

$$\mu(V_r) = \frac{-\mu_d V_r |V_r| - 2\alpha V_r}{V_r^2 + 1} T \quad (\text{A.2})$$

Unfortunately the modulus $|V_r|$ in Eq. (A.2) is not smooth enough for the continuation study, so we choose $\sqrt{V_r^2 + \varepsilon}$ instead. The constant α gives the correct maximum μ_s only for $\varepsilon = 0$, and small values of ε engender slightly exaggerated values for the maximum. The difference between the definitions of μ in Eq. (1) and (A.2) is $\mathcal{O}(\sqrt{\varepsilon})$ by development. Thus, $\varepsilon = 10^{-4}$ engenders an error of roughly 10^{-2} on the function μ , and this is the chosen value for ε in this paper.

AppendixB. Constants table

Signification	Symbol	Numerical value
Damping	ζ_1	1.3096×10^{-3}
Natural pulsation	ω_1	$1.2316 \times 10^3 \text{ rad.s}^{-1}$
Normal force	F_N	5 N (if $\lambda = V_b$)
Belt speed	V_b	0.2 m.s ⁻¹ (if $\lambda = F_N$)
Modal mass	M_1	$6.42 \times 10^{-3} \text{ kg}$
Static friction coefficient	μ_s	0.4
Dynamic friction coefficient	μ_d	0.2
Modulus smoothing parameter	ε	10^{-4}
Constant between Q and y	A_0	$8.3452 \times 10^3 \text{ m}^{-1}$

References

- [1] B. Feeny, A. Guran, N. Hinrichs, K. Popp. A historical review on dry friction and stick-slip phenomena, ASME Applied Mechanics Review **51** (5), p. 321-341, 1998.
- [2] E. Schoonderwaldt, K. Guettler, A. Askenfelt. An empirical investigation of bow-force limits in the Schelleng diagram, Acta Acustica united with Acustica, **94**, p. 604-622, 2008.
- [3] J. Woodhouse, P.M. Galluzzo. The bowed string as we know it today, Acta Acustica united with Acustica **90**, p. 579-589, 2004.
- [4] O. Inácio, J. Antunes. A linearized modal analysis of the bowed string, Proceedings of the International Congress of Acoustics. SEA, Madrid. 2007. URL <http://www.sea-acustica.es/WEB_ICA_07/fchrs/papers/mus-04-002.pdf> (accessed 17 March 2016)
- [5] P. Vigué, B. Cochelin, S. Karkar, C. Vergez. Investigation of periodic solutions of a bowed string toy model, in M02 Mini symposium Mécanique des Instruments de Musique, Association Française de Mécanique, 2015. URL <<http://hdl.handle.net/2042/56983>> (accessed 17 March 2016)

- [6] B. Cochelin, C. Vergez. A high order purely frequency-based harmonic balance formulation for continuation of periodic solutions, *Journal of Sound and Vibration*, **324**, p. 243-262, 2009.
- [7] S. Karkar, B. Cochelin, C. Vergez. A high-order, purely frequency based harmonic balance formulation for continuation of periodic solutions: The case of non-polynomial nonlinearities, *Journal of Sound and Vibration*, **332**, p.968-977, 2013.
- [8] E. Pennestri, V. Rossi, P. Salvini, P. P. Valentini. Review and comparison of dry friction force models, *Nonlinear Dynamics*, p. 1-17, 2015.
- [9] D. Karnopp. Computer simulation of stick-slip friction in mechanical dynamic systems, *Journal of Dynamic Systems, Measurement and Control*, **107** (1), p. 100-103, 1985.
- [10] R. I. Leine, D. H. Van Campen, A. De Kraker, L. Van Den Steen. Stick-slip vibrations induced by alternate friction models, *Nonlinear Dynamics* **16**, p. 41-54, 1998.
- [11] J. T. Oden, J. A. C. Martins. Models and computational methods for dynamic friction phenomena, *Computer methods in applied mechanics and engineering* **52**, p. 527-634, 1985.
- [12] M. E. McIntyre, R. T. Schumacher, J. Woodhouse. On the oscillations of musical instruments, *Journal of the Acoustical Society of America*, **74**, p. 1325–1345, 1983.
- [13] C. Desvages, S. Bilbao. Physical modeling of nonlinear player-string interactions in bowed string sound synthesis using finite difference methods, *Proceedings ISMA*, p. 261-266, 2014.
- [14] J. Woodhouse. Idealised models of a bowed string, *Acustica* **79**, p. 233-250, 1993.
- [15] J. H. Smith, J. Woodhouse. The tribology of rosin, *Journal of the Mechanics and Physics of Solids*, **48**, p. 1633-1681, 2000.
- [16] E. J. Berger. Friction modeling for dynamic system simulation, *Applied Mechanics Review*, **55**, 6, p. 535-577, 2002.
- [17] J. A. C. Martins, J. T. Oden. A numerical analysis of a class of problems in elastodynamics with friction, *Computer Methods in Applied Mechanics and Engineering*, **40**, p. 327-360, 1983.
- [18] B. Feeny, F. C. Moon. Chaos in a forced dry-friction oscillator : experiments and numerical modelling, *Journal of Sound and Vibration*, **170** (3), p. 303-323, 1994.
- [19] D. D. Quinn. A new regularization of Coulomb friction, *Journal of Vibration and Acoustics*, **126**, p. 391-397, 2004.
- [20] B. L. Van De Vrande, D. H. Van Campen, A. De Karker. An approximate analysis of dry-friction-induced stick-slip vibrations by a smoothing procedure, *Nonlinear Dynamics*, **19**, p. 157-169, 1999.
- [21] U. Andreaus, P. Casini. Dynamics of friction oscillators excited by a moving base and/or driving force, *Journal of Sound and Vibration*, **245** (4), p. 685-699, 2001.
- [22] C. Wensrich. Slip-stick motion in harmonic oscillator chains subject to Coulomb friction, *Tribology International*, **39**, p. 490-495, 2006.
- [23] S. Karkar, C. Vergez, B. Cochelin. A comparative study of the harmonic balance method and the orthogonal collocation method on stiff nonlinear systems, *Journal of Sound and Vibration*, **333**, **12**, p.2554-2567, 2014.
- [24] S. Karkar, R. Arquier, B. Cochelin, C. Vergez, A. Lazarus, O. Thomas, MANLAB, An Interactive Continuation Software. URL <<http://manlab.lma.cnrs-mrs.fr>> (accessed 17 March 2016)
- [25] P. Vigué, C. Vergez, S. Karkar, B. Cochelin. Regularized friction and continuation : A comparative study of the harmonic balance method and the orthogonal collocation method, *to be submitted*.

- [26] A. Lazarus, O. Thomas. A harmonic-based method for computing the stability of periodic solutions of dynamical systems, *Comptes Rendus Mecanique* **338**, p. 510-517, 2010.
- [27] K. Popp, N. Hinrichs, M. Oestreich. Dynamical behaviour of a friction oscillator with simultaneous self and external excitation, *Sadhana* **20** (parts 2-4), p. 627-654, 1995.
- [28] C. de Boor, B. Swartz. Collocation at Gaussian points, *SIAM Journal of Numerical Analysis*, **10**, p. 582-606, 1973.
- [29] L.F. Shampine, M.W. Reichelt. The Matlab ODE suite, *SIAM Journal on Scientific Computing*, **18**, p. 1-22, 1997.