



HAL
open science

Herbicides do not ensure for higher wheat yield, but eliminate rare plant species

Sabrina S. Gaba, Edith Gabriel, Joel J. Chadoeuf, Florent Bonneu, Vincent V. Bretagnolle

► **To cite this version:**

Sabrina S. Gaba, Edith Gabriel, Joel J. Chadoeuf, Florent Bonneu, Vincent V. Bretagnolle. Herbicides do not ensure for higher wheat yield, but eliminate rare plant species. *Scientific Reports*, 2016, 6, pp.30112. 10.1038/srep30112. hal-01349936

HAL Id: hal-01349936

<https://hal.science/hal-01349936>

Submitted on 26 Sep 2017

HAL is a multi-disciplinary open access archive for the deposit and dissemination of scientific research documents, whether they are published or not. The documents may come from teaching and research institutions in France or abroad, or from public or private research centers.

L'archive ouverte pluridisciplinaire **HAL**, est destinée au dépôt et à la diffusion de documents scientifiques de niveau recherche, publiés ou non, émanant des établissements d'enseignement et de recherche français ou étrangers, des laboratoires publics ou privés.

SCIENTIFIC REPORTS



OPEN

Herbicides do not ensure for higher wheat yield, but eliminate rare plant species

Sabrina Gaba^{1,2}, Edith Gabriel³, Joël Chadœuf⁴, Florent Bonneu³ & Vincent Bretagnolle^{2,5}

Received: 21 March 2016

Accepted: 29 June 2016

Published: 25 July 2016

Weed control is generally considered to be essential for crop production and herbicides have become the main method used for weed control in developed countries. However, concerns about harmful environmental consequences have led to strong pressure on farmers to reduce the use of herbicides. As food demand is forecast to increase by 50% over the next century, an in-depth quantitative analysis of crop yields, weeds and herbicides is required to balance economic and environmental issues. This study analysed the relationship between weeds, herbicides and winter wheat yields using data from 150 winter wheat fields in western France. A Bayesian hierarchical model was built to take account of farmers' behaviour, including implicitly their perception of weeds and weed control practices, on the effectiveness of treatment. No relationship was detected between crop yields and herbicide use. Herbicides were found to be more effective at controlling rare plant species than abundant weed species. These results suggest that reducing the use of herbicides by up to 50% could maintain crop production, a result confirmed by previous studies, while encouraging weed biodiversity. Food security and biodiversity conservation may, therefore, be achieved simultaneously in intensive agriculture simply by reducing the use of herbicides.

Human food sources depend, directly or indirectly, on four main annual crops: wheat, barley, corn and rice¹. Indeed the total economic value of annual crop production for human food has been estimated worldwide at around 1600 billion euros per year², from 2005 FAO statistics. For centuries, weed control has been considered to be a critical issue and a limiting factor in crop production (review in³). Herbicides alone account for 37% pesticide active ingredients used worldwide⁴, and pesticides cost around 40 billion USD worldwide per year⁵, being said to save around 10% of losses to pests⁶, about 180 billion USD per year. Significant efforts have been made to increase the number of herbicides and their effectiveness⁷, review in ref. 8. However, as they generate large environmental costs, the use of herbicides, and more generally pesticides, has raised considerable concern with regard to their harmful consequences on ground and surface waters⁹, biodiversity¹⁰ and health¹¹. Moreover, as many weed species are developing resistance to herbicides^{12,13} these species are becoming more difficult and expensive to control. Finally, it has recently been acknowledged that weeds in agro-ecosystems play an important role in maintaining ecosystem services (e.g., pollination: review in¹⁴; biological control¹⁵). Maintaining a balance between herbicide costs, weeds and crop production is, therefore, seen as the major challenge for agriculture in the future, from both economic and environmental viewpoints⁴.

There has recently been a general call to limit the use of herbicides at European and national levels¹⁶, either by reducing application rates, restricting the range of products (especially the most environmentally harmful) or using alternative management methods such as incorporating alfalfa in annual crop succession¹⁷ or sowing mixed crops¹⁸. However, farmers and scientists have expressed strong concern with regard to the potential negative indirect effects of a partial herbicide ban, since this may hamper food production^{19,20}; see review in ref. 21. Despite many government incentives, the use of pesticides has not decreased significantly over the last ten years, either in Europe or in the US (see ref. 22). Through their expected effect on weeds (i.e., a major reduction in weed biomass), herbicides are implicitly thought to improve crop yields and so reducing the use of herbicides would indirectly reduce crop production. A strong relationship between herbicide use and crop yield is thus a

¹Agroécologie, AgroSup Dijon, INRA, Univ. Bourgogne Franche-Comté, F-21000 Dijon, France. ²LTER « Zone Atelier Plaine & Val de Sèvre », Centre d'Etudes Biologiques de Chizé, CNRS, F-79360 Villiers-en-Bois, France. ³Avignon University, LMA EA2151, F-84900 Avignon, France. ⁴Statistics, UR1052, 84143 Montfavet cedex, France. ⁵Centre d'Etudes Biologiques de Chizé, CNRS & Université de La Rochelle, UMR 7372, 79360 Beauvoir sur Niort, France. Correspondence and requests for materials should be addressed to S.G. (email: sabrina.gaba@dijon.inra.fr)

	Identical effect of herbicides on weed species			The effectiveness of herbicide varies with species identity
	No farmer's behaviour	Effect of farmer's behaviour at the farm scale	Effect of farmer's behaviour at the field scale	
Weed richness	Rich_base	Rich_farm	Rich_field	
	$\lambda = \mu / (1 + aD)^b$	$\lambda = \mu / (1 + a\eta_F D)^b$	$\lambda = \mu / (1 + a\eta_{FF} D)^b$	
Weed abundance	Ab_base	Ab_farm	Ab_field	Ab_spec
	$\lambda_S = \mu_S / (1 + aD)^b$	$\lambda_S = \mu_S / (1 + a\eta_F D)^b$	$\lambda_S = \mu_S / (1 + a\eta_{FF} D)^b$	$\lambda_S = \mu_S / (1 + a_S \eta_{FFS} D)^{b_S}$

Table 1. Description of the Hierarchical Bayesian models. “Rich” and “Ab” indicate the models used with weed richness and estimated abundance, respectively. λ is the species richness (abundance) among fields and follows a Poisson distribution with mean μ . a is the scaling factor, b is the shape factor describing the concavity of the reduction curve, D is the herbicide application rate and η^R , (η^A) is a parameter quantifying farmer's effect on the effectiveness of the treatment in his farm (η^R_F or η^A_F) or in each of his field (η^R_{FF} or η^A_{FF}). In the “Ab_spec” model, the effectiveness of the herbicides varies with species identity. Except for D , all parameters and latent variables were estimated from the observed data.

critical expectation, although paradoxically, there is, at best, very little evidence to confirm such a relationship. Weeds may reduce the winter wheat yield by up to 23% on average worldwide, but actual loss due to weeds is less than 8% (Table 1 in ref. 3) and the adverse effect of weeds on crop yields is best established on organic farms²³. Furthermore, although many studies of the effects of herbicides on weed populations are available, most were conducted many years ago (review in ref. 24), as most herbicides and active ingredients came onto the market prior to the eighties⁸. Moreover, almost all these studies were conducted on single species and in experimental conditions^{24,25}, but see ref. 26). Therefore, the negative effect of weeds on crop yields has been modelled rather than tested empirically^{27–29}.

Experimental and modelling studies usually ignore one further aspect: the farmers' decisions and practices^{30,31}. Although the application rate is usually recommended by agrochemical firms, the effectiveness of herbicides depends on the application mode (i.e. timing, dose), environmental conditions (the relative humidity can increase herbicide efficacy), the choice of active ingredient, depending on the observed or expected weed species, and the agricultural techniques used in combination. There is strong evidence that farmers behave in different ways in response to strong weed pressure³², although this has not been accurately quantified (but see ref. 33,34). There may be differences in the appreciation of the risk encountered for a given level of weed abundance³¹, in the technique to be used to deal with the situation (typically, between tillage and use of herbicide) and in the herbicide treatment (type of active ingredient, frequency and dose³⁰). Although this has been studied for organic farming^{23,30,31}, there is considerable uncertainty about the interaction between weed abundance in conventional farms, a farmer's behaviour and decisions and the effectiveness of weed control by the herbicides³⁵.

This study used empirical data on weeds, herbicide practices and winter wheat yields from 150 fields belonging to 30 farmers, to determine whether the use of herbicides improved yields and/or decreased weed abundance. As no clear relationships between herbicide use and weeds nor between yields and weeds were detected using standard statistical models, we modelled these relationships taking into account implicitly the effects of farmers' behaviour and of environmental conditions on the effectiveness of weed management. Although farmers' behaviour is usually taken into account in decision support systems^{31,33} and in mental models^{30,32,36} using data obtained from surveys of farmers, for this study a hierarchical Bayesian framework was developed³⁷ which modelled farmers' behaviour (*sensu lato*) as a parameter influencing the latent variable, λ , of the expected number of weeds per unit area. This parameter quantifies the farmers' impact on the pairwise ‘crop yield-herbicides-weeds’ relationships. This method differed from the conventional statistical approach by assuming that a farmer's behaviour (denoted η^R_F and η^A_F for weed richness and abundance, respectively) affect the crop yield-herbicide relationship through his own perception of weeds and weed control management strategies (e.g. timing of treatment). To include more realistic conditions in the model, a framework was developed to take account of the adaptive management by a given farmer to deal with the specific conditions encountered in his fields, by allowing a nested effect of field within farmer (η^R_{FF} and η^A_{FF} for weed richness and abundance, respectively) and also taking account of the differential effectiveness of herbicide treatments depending on the weed species, η^R_{FFS} (η^A_{FFS}). We then analysed the interactive effects of farmers's behaviour, for both η_F (η^A_F) and η_{FF} (η^A_{FF}), and the herbicide application rate on weeds, testing the hypothesis that herbicide treatment affected the abundance of weeds rather than species richness and targeted species (those thought to reduce the yields) rather than non-targeted species, using estimated values of η^R_{FFS} (η^A_{FFS}).

Results

Herbicide application rate did not affect weeds or crop yields. 108 species were found over the 150 fields with an average of 9.46 species per field (range 0–25). All but one species of the six most commonly found were annual dicotyledons, i.e. *Polygonum aviculare* L., *Veronica persica* Poir., *Mercurialis annua* L., *Fallopia convolvulus* L. and *Galium aparine* L., with the exception of *Poa sp.* (annual monocotyledon). We first attempted to determine a positive relationship between the crop yield and the herbicide application rates, expressed as the total application rate over the cultivation period, using linear mixed models (with field nested within farmer as a random effect). The relationship between the crop yield and the herbicide application rate was actually negative (LMM: estimate = -0.0034 (SE = 0.0016), $F_{1,103.86} = 4.933$, $P = 0.028$; Fig. 1a; see Supplementary Material). Adding nitrogen as a covariate to control for the intensiveness of the crop production in the model did not change

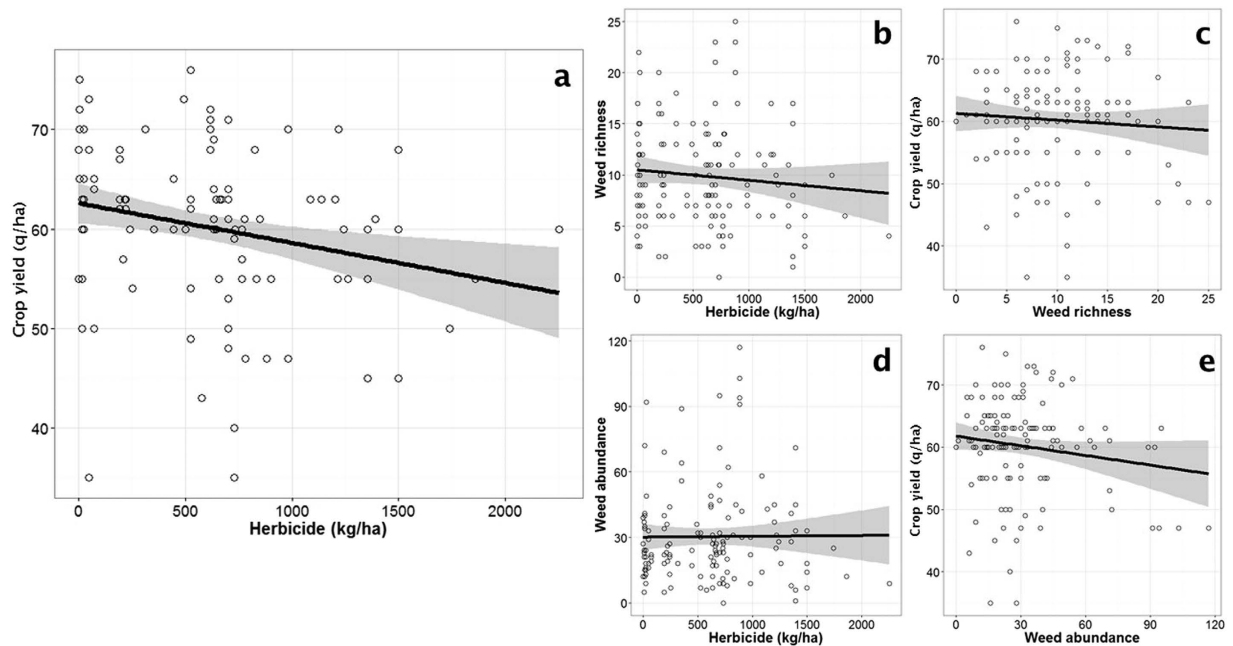


Figure 1. Pairwise relationships between crop yield ($\text{q}\cdot\text{ha}^{-1}$), weed richness (or weed abundance) and herbicide application rates. (a) Negative relationship between crop yield ($\text{q}\cdot\text{ha}^{-1}$) and herbicide applied (dose in $\text{kg}\cdot\text{ha}^{-1}$). The weed richness (b) and frequency (d) were not affected by herbicides. The crop yield was not significantly reduced by (c) weed richness or (d) frequency. The weed frequency is the sum of the weed presence in each quadrat. On each graph, the line and the smooth line represent the predictions of the linear mixed models and 95% confidence interval, respectively.

the result ($\Delta\text{AIC} < 2$ compared to the model without nitrogen input) and so nitrogen input was removed from the model. Furthermore, contrary to expectation, no significant relationships were observed between the herbicide application rate and either the weed frequency or the weed species richness (respectively $F_{1,116.66} = 0.889$, $P = 0.347$; Fig. 1b and $F_{1,131.62} = 0.0006$, $P = 0.939$; Fig. 1d) or between crop yield and species richness (Fig. 1c; $F_{1,132.31} = 0.112$, $P = 0.738$). There was a slight negative relationship between crop yield and weed frequency for the highest weed frequency, but the relationship was far from significant (Fig. 1e; $F_{1,118.62} = 1.360$, $P = 0.246$). Similar results (Fig. S2) were found when the level of herbicide application was described by a synthetic indicator: the Treatment Frequency Indicator (TFL, see Supplementary Material).

No evidence was found for any relationship between weeds, herbicide application rates and crop yield. One reason could be that farmers adapt their treatment strategy in order to keep the weed risk below a given threshold and guarantee a minimum yield³³. However, the very high variances found in all pairwise relationships (Fig. 1) suggested testing an alternative scenario in which the variability in the farmer's behaviour was so high that it masked any possible relationship. Farmer's behaviour aggregates here what the farmer actually does (choice of active ingredients and number and timing of applications), interacting with the environmental conditions at the time of herbicide applications and the agricultural techniques used in combination with herbicides.

Farmers' behaviour affected the herbicide-weed relationship. Hierarchical Bayesian models were used to model the effect of herbicides on weed richness and abundance (Fig. 2; Table 1) taking into account the variability in the farmer's behaviour. Such variability was introduced to model either a simple farmer effect ($\eta_{\text{F}}^{\text{R}}$ and $\eta_{\text{F}}^{\text{A}}$) assuming a similar effect across the five fields farmed by the farmer, or with variability between fields for a given farmer, which was modelled as a nested effect at field scale within a farm ($\eta_{\text{FF}}^{\text{R}}$ and $\eta_{\text{FF}}^{\text{A}}$) (Table 1). The first set of models (Table 1) assumed that the effectiveness of herbicides did not vary with weed species (although all species abundances were modelled separately). The model fit was tuned by comparing weed richness or abundance as estimated by the model output with the observed values. The model with the nested effect at field scale within a farm (η_{FF}) explained the variability in weed species richness much better (Rich_field: DIC = 31600; Fig. S3) than the model with only the farmer effect (η_{F} ; Rich_farm DIC = 32590). This model also explained the weed species richness much better than the model without any farmer effect (Rich_base: DIC = 34200). Similar results were found for weed estimated abundance (Ab_field: DIC of the model with $\eta_{\text{FF}}^{\text{A}} = 7069$, Ab_farm: DIC of the model with $\eta_{\text{F}}^{\text{A}} = 6142$ and Ab_base: DIC of the model without any effect = 5508; Fig. 3a). Estimated parameters are given in Table S3.

$\eta_{\text{F}}^{\text{R}}$ ($\eta_{\text{F}}^{\text{A}}$) and $\eta_{\text{FF}}^{\text{R}}$ ($\eta_{\text{FF}}^{\text{A}}$) are surrogates for the effectiveness of treatment and vary between 0 and 1, a value of 1 being the effectiveness expected if weed control were complete. There was a strong farmer identity effect on the effectiveness of the weed control treatment (Fig. 3b): the farmers' effect appeared to depend on the field (see variation of $\eta_{\text{FF}}^{\text{A}}$ over the five fields farmed by each farmer in Fig. 3d), as already shown based on surveys of farmers^{32,34}. This suggests that farmers either adapted their management at field level, or possibly that the

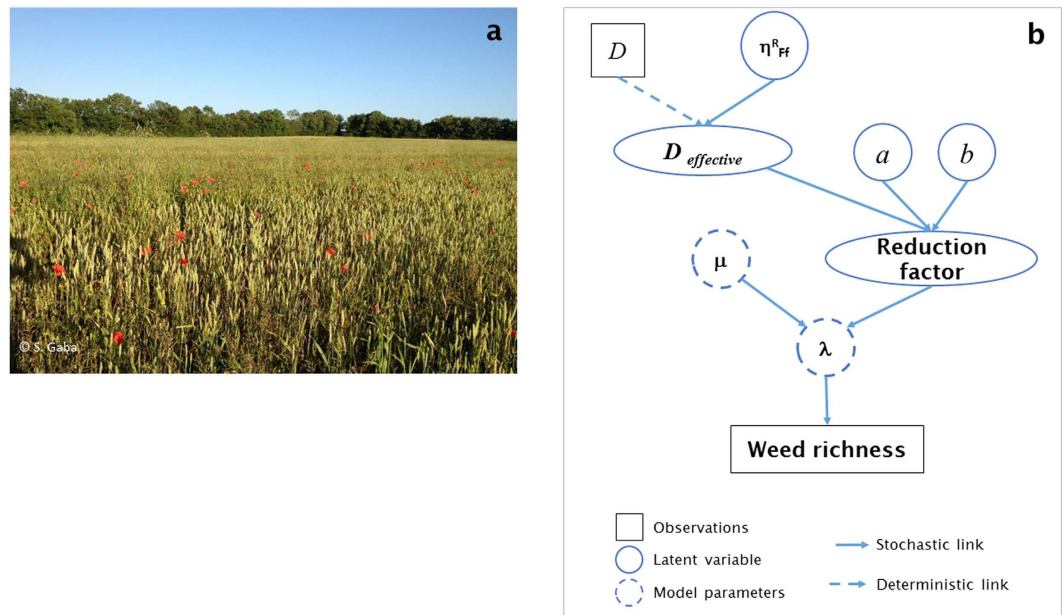


Figure 2. (a) Photographs of weeds in a winter wheat field (Sabrina Gaba photo credits). (b) Schematic representation of the Bayesian hierarchical model (Rich_field). It was assumed that, when no herbicide was applied, species richness among fields followed a Poisson distribution with mean μ . Herbicides reduced the species richness to an observed species richness λ (the number of species that survived treatment). The reduction was a function of three parameters: a was the scaling factor, b was the shape factor describing the concavity of the reduction curve and $D_{effective}$ was the effectiveness of the herbicide depending on D and η_{FF}^R . D was the observed herbicide application rate and η_{FF}^R was a parameter quantifying farmer's effect on the effectiveness of the treatment in each of his field. Except for D , all parameters and latent variables were estimated from the observed data.

effectiveness differed between fields because of exogenous factors (e.g. meteorological conditions are known to affect the effectiveness of herbicides³⁸). Herbicide management options varied for 19 farmers out of the 30 (63.3%) in our dataset suggesting that farmers changed their management practices to some extent depending on the field. Only one third of the 30 farmers applied exactly the same herbicide treatment to each of their five fields and so the differences between fields is likely to have been due to the effectiveness of the treatment rather than the herbicide used. Furthermore, there was only weak and non-significant correlation between η_{FF}^R (η_{FF}^A) and the farmers' weeding strategies, described by the diversity and date of introduction of products applied as well as the number of tank-mixed commercial herbicides (SM, Fig. S5 and Table S5).

Most η_{FF}^R values in the weed richness model were close to 0 with a maximum of 0.65 (Fig. 3b), indicating significant discrepancies between the expected effect of the herbicide treatment at a given strength and the effect observed on weed richness. The asymmetric distribution (Fig. 3b) of η_{FF}^R suggested that most herbicide treatments had almost no effect and that, for almost all the farmers, the treatment did not reduce either weed richness or weed abundance, i.e. η_{FF}^A was close to 0, in at least one of their fields (Fig. 3d). 64.5% of η_{FF}^R estimates for the richness model and 60% of η_{FF}^A estimates for the abundance model were below 0.2 (Fig. S3C). In addition, η_{FF}^R estimates for the richness model (Rich_field) were generally lower than η_{FF}^A estimates for the abundance model (Ab_field, Fig. 3c), suggesting that herbicides tended to be generally more efficient at controlling total weed richness than weed estimated abundance.

Herbicides were effective for controlling rare species but did not control abundant species. To give more realistic conditions and models, we then relaxed the assumption of identical effect of herbicides on weed species, and assumed that the effectiveness of herbicide varied with species identity, i.e. η_{FFs}^A estimates the effectiveness of herbicide treatment on a given weed species in each field for each farmer (model Ab_spec in Table 1). Determining the probability of weed species survival in relation to the amount of herbicide applied, and depending on the relative weed abundance, showed that herbicides were very effective at suppressing rare weeds (i.e. the less abundant species in absence of herbicides) but less effective at suppressing the most abundant weeds (Figs 4a and S5). In a small number of cases, herbicides reduced the survival of abundant species (upper part of Fig. 4a) but only when high doses were applied (i.e., upper 90% quartile). The survival probability profiles of the most abundant species differed from species with lower abundance, again indicating that herbicide was not a primary factor in controlling the most abundant weed species (top part of Fig. 4a). Herbicides also failed to control four of the most noxious weed species identified by farmers in the study site (see methods section, and ref. 39). Although herbicides failed to control abundant, targeted noxious weeds, we tested whether fields where treatment was the most effective had the highest wheat yields. This was not the case, since there was no relationship between the effectiveness of herbicide treatment (η_{FF}^R) and wheat yield (Fig. 4b).

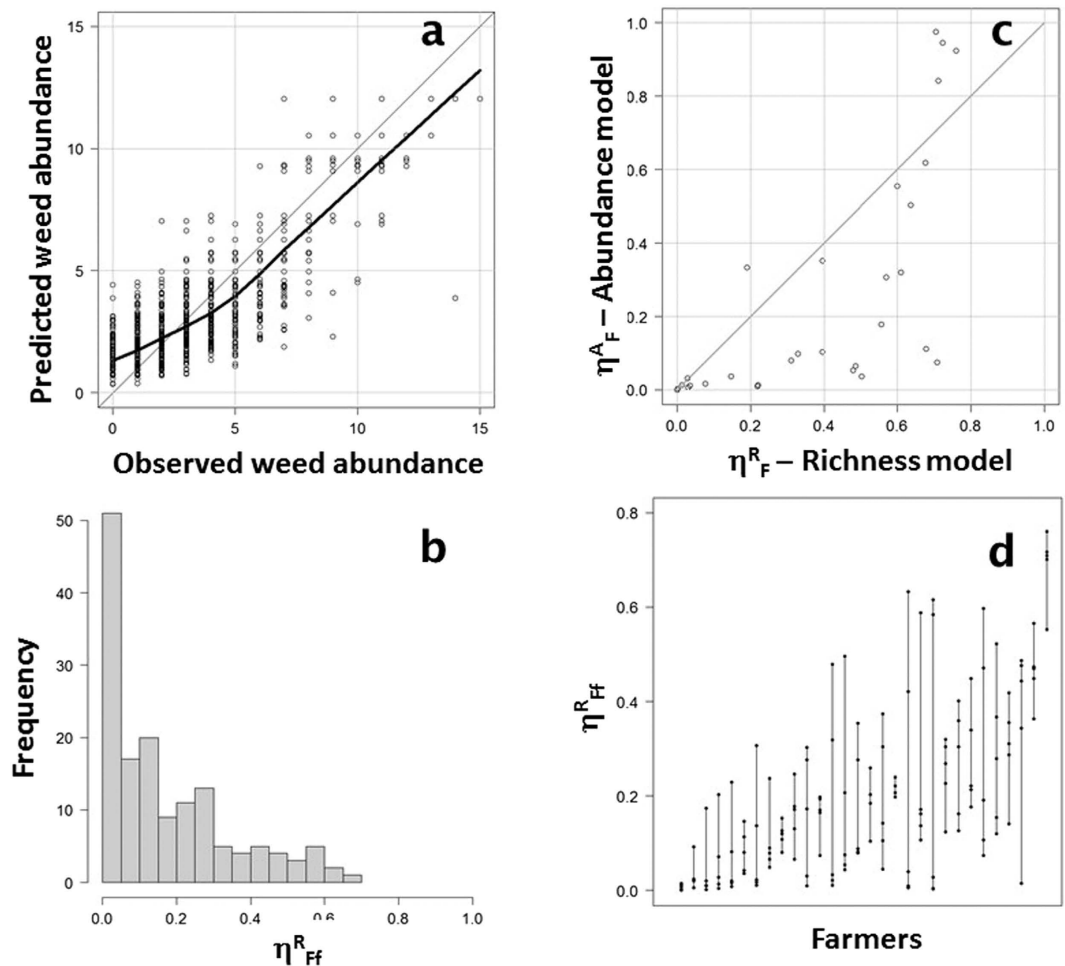


Figure 3. (a) Weed abundance estimated during the parameter estimation procedure and weed frequency (sum of weed presence in each quadrat) show a good fit. (b) η_{FF}^R estimated in the weed richness model (Rich_field) was plotted against the η_{FF}^A estimated in the weed estimated abundance model (Ab_field). If the effectiveness of the herbicide on weed richness and abundance was similar, the dots should fall on the $y = x$ line. (c) Dispersion of η_{FF}^R across fields (Rich_field). A zero value indicates that the herbicide treatment did not have an effect. (d) Representation of the high variability of the effectiveness of treatment between farms and between fields farmed by the same farmer. The dots show the effectiveness of the treatment η_{FF}^A per farmer which are classified by increasing η_{FF}^A .

Discussion

The main purpose of this study was to determine whether decreasing the amount of herbicide used would significantly reduce yield owing to an increase in weed richness and/or abundance, as has frequently been suggested²⁰; see review in ref. 21. However, using a dataset of 150 fields, there was no correlation between weed richness or frequency and winter wheat yields. Furthermore, no correlation was found to indicate that the herbicide application rate had an effect on weeds or on yield. Taking account of the possible role of farmers and environmental conditions in the effectiveness of treatment, the results suggested that many treatments were ineffective (Fig. 3c), probably accounting for the lack of effects. Even where treatment was effective, however, there was no correlation between the effectiveness of treatment and yield (Fig. 4b). Even though herbicide application rates had no effect on weed estimated abundance, including targeted species, or on yield, the results suggested that the only tangible effect of herbicides was on less abundant weed species, which were not targeted by farmers. The validity and robustness of this approach is discussed below. The findings are compared with available literature and some consequences of the study with regard to pesticide use and biodiversity management in farmlands are described.

The crop yield losses resulting from a reduction in pesticide use is generally quantified without taking account of the effect of farmers' decisions (e.g. ref. 40). Our study used Bayesian Hierarchical Models with a latent variable which models the farmer's behaviour (including, e.g., application mode, choice of active ingredient, cropping systems, farmer's belief and perception) interacting with environmental conditions. Bayesian and Markov hierarchical models with hidden state variables to allow for human behaviour have commonly been used⁴¹ for decision models⁴² and for policy-making because they can realistically predict human behaviour⁴³ or easily accommodate underlying environmental attitudes⁴⁴. In this study, the modelling approach relied on several strong assumptions. Firstly, it was assumed that weed species were randomly distributed in a given area, with a Poisson distribution.

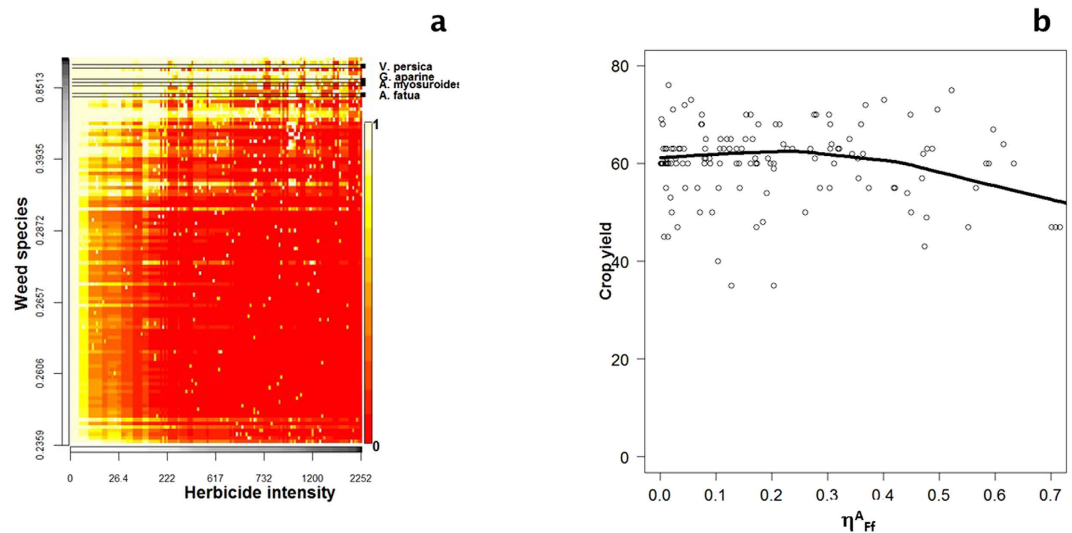


Figure 4. (a) Weed species survival rate depending on the herbicide application rate. On the y-axis, the weed species are classified from low to high abundant species, the abundance being estimated in absence of herbicide applications. Weed Red values indicate high mortality rate (survival rate close to 0) and high survival rates are indicated by light yellow or white values. The higher mortality rates (red values) are observed for the rare species. Four of the most noxious species are: *Veronica persica*, *Galium aparine*, *Alopecurus myosuroides* and *Avena fatua*. (b) Relationship between crop yield (q.ha⁻¹) and the effectiveness of the treatment η_{FF}^A . The LOESS regression is shown by a line.

This assumption was used to estimate the average number of species to be expected in a field where herbicide had been applied and compare this estimated value with the observed value. There is some evidence that weed species are distributed randomly in farmland areas or at least that random assemblage of weeds (*sensu* neutral model⁴⁵) cannot be disregarded. For instance, in the same study site⁴⁶ found that weed communities in organic farms were best explained by mass effect metacommunity models, and ref. 47, also in the same study site, found that weed functional diversity differed very little from random assemblage, in particular in winter wheat. We also assumed that the abundance of each species also had a Poisson distribution, although this is a much more conventional, less controversial assumption^{48,49}, and was a good predictor of its cover. Indeed farmers could respond to cover, and not to abundance which could also explained the lack of relationship between herbicides and weed estimated abundance. Secondly, the effect of the herbicide application rate on weed richness (abundance) was expressed using a non-linear function. We made this assumption in the model structure to ensure that the estimated value of weed richness (abundance) decreased with decreasing herbicide application rates and remained positive (or null). A reduction factor (Fig. 2c) was used to describe how farmers' management decisions affected the effectiveness of herbicides, i.e. it was assumed that herbicides were not fully effective with a difference between the observed richness (or abundance) and the expected richness (or abundance) for perfect effectiveness of the herbicide treatment. Thirdly, the herbicide application rate was described using two different indicators, the total dose of herbicides and the TFI, which describe complementary aspects of weed control treatments. The results were similar for either indicator (details are given in SM). Finally, although in previous studies of weeds, herbicides and yields the sample size was often limited (e.g. 15 farms in ref. 34; 16 farms in ref. 30; 10 trials in ref. 50), our sample size was reasonably large (30 farms and 150 fields), although it was limited to a single geographical area and a single year. Investigating the weed-crop yield relationship over several years would allow quantifying the effect of climate on weeds as well as crop biomass production, and the output of their interactive relationship. In addition, this study considered only conventional farming. Despite it is the most common farming system in developed countries, it would be of great interest to include alternative farming systems such as organic farming in this analysis to explore the effect of mechanical weeding on the weed-crop yield relationship (e.g., organic farming and Agri-Environmental Schemes in ref. 9, which used the same data set for France). This obviously requires further analyses carried out in different areas, for different farming systems and over several years.

Despite repeated claims that weed density lowers yields (e.g. review in ref. 24), the evidence is less conclusive than usually claimed⁵¹. In an extensive review²⁴ established that at least 30 species of weeds reduce wheat yield to varying degrees (ranging from a few % up to 75%) and at a highly variable threshold of number of seeds or plants/m². However, extremely few studies have investigated this effect at community level (none in ref. 24 for instance)⁵² studied the long-term effects of applying full and half doses of herbicide on 10 fields: compared to a control, full and half doses increased the proportion of difficult-to-control weed species significantly in half of the sites, while crop yields were actually higher in some sites when using half doses. Many other studies have demonstrated that doses can be reduced by 50% or even more compared to the recommended dose without detectable loss of yield^{52,53}, increase in weeds⁵⁴ or both (review in ref. 21). Indeed, without crop being present, weed control was at least 70% effective in 50% of the studies, even when the herbicide application rate was only 20% of the recommended rate, whereas in conjunction with crop cultivation, no detectable effect was found with up to 50%

reduction in herbicide use compared to the recommended doses²¹. Furthermore, using experimental data from the literature⁵⁵ found that wheat has the highest competitive ability among 26 crops against weeds. Consequently, weed competition may have little effect on winter wheat (certainly lower than on other crop species), which questions the use of large amounts of herbicide in winter wheat cropping systems.

Since the introduction of herbicides (in the 50s⁶), weeds have become a secondary problem for farmers and were no longer considered a decisive factor in the design of farming systems³⁴. For decades, herbicides allowed farmers to hope for totally weed-free fields. Nowadays, maximum weed control has been shown to be unnecessary, even to achieve high yields or income^{53,55,56}. Besides providing new evidence, this study suggested that herbicide use did not increase yields and affected rare species (i.e. species at low abundance in absence of herbicide application) rather than common weed species and non-targeted species rather than noxious species. The analysis focused solely on wheat, which is the most important crop in the world (in terms of area cultivated), and weeds are the most important pest group in wheat production worldwide³. We believe, therefore, that the results suggest that a reappraisal of how herbicides affect yields of major crops is needed.

If reducing herbicides by more than 50% would increase biodiversity and reduce contamination of water and risk to health, with an undetectable effect on yield, it would further increase farmer's income (i.e. lower costs for farmers for equivalent crop yields). Despite these clear advantages, farmers are reluctant to reduce herbicide use: for instance, integrated pest management (IPM) has long been promoted by experts^{22,57} for economic and environmental reasons but is still seldom used. It has been suggested that farmers continue to use herbicides despite their effects on environmental sustainability, as well as farmers' health, because of their awareness of the delayed risks of lower weed control, with increasing seedbank density³². Alternatively, farmers' use of herbicides may be rooted in a market system that encourages the adoption of biophysically unsustainable techniques¹¹: these may lower current costs and boost yields in the short term but eventually lower yields and raise production costs in the longer term⁵⁸. Agricultural practices tend to continue to apply such systems once they have been adopted even though they are unsustainable^{58,59}. All the possible explanations of our results call for mid-term (>4 to 6 years) experimental studies that explicitly incorporate the farmer's behaviour (weeding practices, perceptions, attitudes to weeds) thus requiring interdisciplinary research (socio-economic, agricultural and ecology sciences). These experiments could be implemented in different countries where wheat is an important crop.

To ensure food security while conserving biodiversity in intensive agriculture, government policies have often targeted a combination of changes in herbicide use with increased diversification in crop rotations, as well as the use of IPM or organic farming^{13,22}. We argue here that it is perhaps far easier merely to reduce the use of herbicides.

Materials and Methods

Study area and sampling design. In 2007, 30 farms were selected in the LTER "Zone Atelier Plaine & Val de Sèvre" (Supplementary Material), with no particular spatial or agronomic design, except that organic farms or farms engaged in agri-environmental schemes (AES) were *a priori* excluded (but see details in ref. 10). None of the 30 farmers used mechanical weeding methods for weed control. The general characteristics of the farms are presented in Table S1. For each farm, five winter wheat fields were selected in consultation with the farmer, with no *a priori* selection. The fields were distributed throughout the study site (Fig. S1). All fields sampled from different farms were at least 1 km apart.

Survey of farmers and herbicide treatments. Information about crop yields and farming practices (pesticide and fertilizer use, ploughing and mechanical weed control system) and general information about the farm (number of crops, proportion of land covered by AES, field size) was collected by means of a questionnaire sent out to all participating farmers. The response was 98% representing 30 farms. Herbicide use was described by the name and the concentration of each of the active ingredient and the day or week of application. Herbicides were further classified as monocotyledon specific, dicotyledon specific or broad spectrum. Crop yields were not available for 3 of the 30 farms.

Weed surveys. Botanical surveys were carried out once during the flowering to milk-ripening stage of winter wheat, in spring/summer 2007¹⁰. For each of the 150 fields, surveys were carried out in ten quadrats (4 m²) at 10 m intervals in line from the border of the field toward the centre, perpendicular to the tracks made by farm machinery within the field. The first quadrat was 20 meters from the edge of the field. For each quadrat, weed species were recorded as either present or absent, irrespective of the number of individual plants, giving a list of species present in each quadrat.

Statistical analysis of the relationships between crop yield–herbicides and crop yield–weeds. The relationship between crop yield and herbicides was analysed using a linear mixed model (LMM) with the farmer as random effect and with and without nitrogen input as a co-variable. Two indicators were used for the amount of herbicide applied: the total application rate and the treatment frequency index (*SM Materials and Methods*). LMM were analysed with a type III analysis of variance with Satterthwaite approximation for degrees of freedom. A model selection procedure based on Akaike Criterion (AIC⁶⁰) was performed to determine the effect of nitrogen input. The same procedure was applied to analyse the relationships between crop yield and weed richness (abundance). All analyses were performed using the R "lmerTest package"^{60,61}

Modelling farmers' behaviour in the herbicide-weed relationships-Herbicide-Weed species richness model. In order to account for the high variability in the herbicide-weed richness relationship (LMM described above)⁶², hierarchical Bayesian models were used (Fig. 2c). It was assumed that the number of weed species in a given area, i.e. species richness, followed a Poisson distribution with mean μ when no treatment was

applied. It was also assumed that herbicide treatment reduced the mean number of species and, therefore, λ , the species richness expected in a given area when a treatment was applied, was modelled as a Poisson distribution of mean $\mu/(1+aD)^b$ where D is the amount of herbicide applied, a is a scale factor and b is a shape factor describing the concavity of the reduction after the application of the herbicide. The non-linear function of D allows the species richness to tend to zero as D becomes large, and to equal μ when no herbicide is applied ($D=0$). A second model took account of farmers' behaviour on the effectiveness of chemical weed control. A parameter η_F^R was used to describe the effectiveness of the treatment as a function of the farmer, λ being modelled as a Poisson distribution with mean $\mu/(1+a\eta_F^R D)^b$. All fields of a given farm, F , shared a common farmer effect, η_F^R . A third model included the farmer effect at field scale with a factor η_{FF}^R for field f belonging to a farm F as $\eta_{FF}^R = \eta_F^R \eta_f^R$. The best of the three models (without η_{FF}^R , with η_F^R and with η_{FF}^R) was selected based on the deviance information criterion (DIC) which is a hierarchical modelling generalization of the AIC⁶³.

Herbicide-Weed abundance model. No relationship was observed between herbicide use and abundance using LMM. Consequently, hierarchical models similar to those for the herbicide-weed species richness were built but, at the last step the species abundance was estimated using the presence-absence data (see details in *Estimating weed abundance*). The initial model assumed that herbicides had a similar effect on all weed species in the field and two models were built: one considered the same effect of the farmer's decision in all his fields $\lambda_s = \mu_s/(1+a\eta_F^A D)^b$ and the other modelled the effect of the farmer's behaviour at field scale $\lambda_s = \mu_s/(1+a\eta_{FF}^A D)^b$. In both models, λ_s was the average number of plants of a given weed species s in a given area. The second step was to build a more realistic model, $\lambda_s = \mu_s/(1+a_s\eta_{FFs}^A D)^{b_s}$, which considered that the effect of the herbicide depended on the weed species s .

Estimating weed species abundance and survival rate. The weed abundance at field scale was estimated by assuming that weed abundance follows a Poisson distribution and that the probability of finding at least one plant in an area W (4000 m²) was: $1 - \exp(-\mu_s W/(1+a\eta_F^A D)^b)$ (see *SI Materials and Methods* for further details). We measured the survival of a species as the probability to observed one individual in W . For a species s with abundance intensity λ_s , its survival rate was therefore $e^{-W\lambda_s}$ under the assumption of Poisson distribution of the individuals of this species.

Estimating the model parameters. The Bayesian posterior distributions for each of the model parameters, including uncertainty due to variability in the data and the uncertainty of prior information, were approximated using Monte Carlo–Markov chain (MCMC) methods with prior information for the parameters (μ , a , b and $\eta_F^R/\eta_{FF}^R/\eta_{FFs}^R$ ($\eta_F^A/\eta_{FF}^A/\eta_{FFs}^A$)). The following priors were used: a Gaussian distribution $N(0, 10)$ for $\log(\mu)$, $\log(a)$ and $\log(b)$, so that a , b and μ follow log-Gaussian distributions, ensuring that μ , a and b were strictly positive and a non-informative uniform distribution $U(0, 1)$ for η_F^R (η_F^A), η_{FF}^R (η_{FF}^A) and η_{FFs}^R (η_{FFs}^A). 20,000 iterations were run with three independent chains in the MCMC procedure. For each chain, the first 10,000 iterations were discarded. After this “burn-in” period, inferences were derived from a sample of 20,000 iterations. Modelling was performed using Winbugs⁶³ under R with the BRugs package⁶⁴. Both the convergence of MCMC chains using Gelman-Rubin convergence statistic⁶⁵ and the performance of the estimate (ESM Fig. S5A,B) were assessed⁶⁶.

References

- Tilman, D. The ecological consequences of changes in biodiversity: a search for general principles. *Ecology* **80**(5), 1455–1474 (1999).
- Gallai, N., Salles, J.-M., Settele, J. & Vaissière, B. E. Economic valuation of the vulnerability of world agriculture with pollinator decline. *Ecol Econ* **68**(3), 810–821 (2009).
- Oerke, E. C. Crop losses to pests. *J Agric Sci* **144**(1), 31–43 (2006).
- Pretty, J. Agricultural sustainability: concepts, principles and evidence. *Phil Trans R Soc B* **363**, 447–465 (2008).
- Pimentel, D. Environmental and economic costs of the application of pesticides primarily in the United States. *Environment, Development and Sustainability* **7**, 229–252 (2005).
- Pimentel, D., Acquay, H., Biltonen, M., Rice, P., Silva, M., Nelson, J., Lipner, V., Giordano, S., Horowitz, A. & D'Amore, M. Environmental and economic costs of pesticide use. *Bioscience* **42**(10), 750–760 (1992).
- Rüegg, W. T., Quadranti, M. & Zoschke, A. Herbicide research and development: challenges and opportunities. *Weed Res* **47**, 271–275 (2007).
- Kraehmer, H., Laber, B., Rosinger, C. & Schulz, A. Herbicides as Weed Control Agents: State of the Art: I. Weed Control Research and Safener Technology: The Path to Modern Agriculture. *Plant Physiol* **166**(3), 1120–1131 (2014a).
- Pretty, J. N. *et al.* An assessment of the total external costs of UK agriculture. *Agri Syst* **65**, 113–136 (2000).
- Geiger, F. *et al.* Persistent negative effects of pesticides on biodiversity and biological control potential on European farmland. *Basic Appl Ecol* **11**(2), 97–105 (2010).
- Wilson, C. & Tisdell, C. Why farmers continue to use pesticides despite environmental, health and sustainability costs. *Ecol Econ* **39**, 449–462 (2001).
- Powles, S. B. & Yu, Q. Evolution in action: plants resistant to herbicides. *Annu Rev Plant Biol* **61**, 317–347 (2010).
- Kraehmer, H., van Almsick, A., Beffa, R., Dietrich, H., Eckes, P., Hacker, E., Hain, R., Streck, H. J., Stuebler, H. & Willms, L. Herbicides as weed control agents: state of the art. II. Recent achievements. *Plant Physiol* **166**, 1132–1148 (2014b).
- Bretagnolle, V. & Gaba, S. Weeds for bees? *Agron Sustain Dev* **35**(3), 891–909 (2015).
- Poveda, K., Gómez, M. I. & Martínez, E. Diversification practices: their effect on pest regulation and production. *Rev Colomb Entomol* **34**, 131–144 (2008).
- Barzman, M. S. & Dachbrodt-Saaydeh, S. Comparative analysis of pesticide action plans in five European countries. *Pest Manag Sci* **67**(12), 1481–1485 (2011).
- Meiss, H. *et al.* Perennial lucerne affects weed community trajectories in grain crop rotations. *Weed Res* **50**, 331–340 (2010).
- Gaba, S. *et al.* Multiple cropping systems as drivers for providing multiple ecosystem services: from concepts to design. *Agron Sustain Dev* **35**(2), 607–623 (2015).
- Foley, J. A. *et al.* Solutions for a cultivated planet. *Nature* **478**, 337–342 (2011).
- Wilson, C. & Tisdell, C. Why farmers continue to use pesticides despite environmental, health and sustainability costs. *Ecol Econ* **39**(3), 449–462 (2001).

21. Zhang, Z. H., Weaver, S. E. & Hamill, A. S. Risks and reliability of using herbicides at below-labeled rates. *Weed Technol* **14**, 106–111 (2000).
22. Lechenet, M. *et al.* Reconciling Pesticide Reduction with Economic and Environmental Sustainability in Arable Farming. *PLoS ONE* **9**(6), e97922 (2014).
23. Barberi, P. Weed management in organic agriculture: are we addressing the right issues? *Weed Res* **42**(3), 177–193 (2002).
24. Zimdahl, R. *Weed-Crop Competition: A Review*. Blackwell Publishing, Oxford (2004)
25. Van Acker, R. C., Lutman, P. J. W. & Froud-Williams, R. J. (1997) Predicting yield loss due to interference from two weed species using early observations of relative weed leaf area. *Weed Res* **37**, 287–299s (1997).
26. Hume, L. Yield losses in wheat due to communities dominated by green foxtail [*Setaria viridis* (L.) Beauv.]: A multi-species approach. *Can J Plant Sci* **69**, 521–529 (1989).
27. Benjamin, L. R., Milne, A. E., Parsons, D. J. & Lutman, P. J. W. A model to simulate yield losses in winter wheat caused by weeds, for use in a weed management decision support system. *Crop Prot* **29**, 1264–1273 (2010).
28. Willocquet, L. *et al.* Simulating multiple pest damage in varying winter wheat production situations. *Field Crop Res*, **107**(1), 12–28 (2008).
29. Storkey, J., Cussans, J. W., Lutman, P. J. W. & Blair, A. M. The combination of a simulation and an empirical model of crop/weed competition to estimate yield loss from *Alopecurus myosuroides* in winter wheat. *Field Crop Res* **84**, 291–301 (2003).
30. Riemens, M. M. *et al.* Linking farmer weed management behavior with weed pressure: more than just technology. *Weed Sci* **58**, 490–496 (2010)
31. Casagrande, M. *et al.* Evidence for weed quantity as the major information gathered by organic farmers for weed management. *Agron Sustain Dev* **32**(3), 715–726 (2012).
32. Jabbour, R., Gallandt, E. R., Zwickle, S., Wilson, R. S. & Doohan, D. Organic Farmer Knowledge and Perceptions are Associated with On-Farm Weed Seedbank Densities in Northern New England. *Weed Sci* **62**(2), 338–349 (2014).
33. Wossink, A., de Buck, A. J., van Niejenhuis, J. H. & Harverkamp, H. C. M. Farmer perceptions of weed control techniques in sugarbeet. *Agri Syst* **55**(3), 409–423 (1997).
34. Macé, K., Munier-Jolain, N. & Quere, L. Time scales as a factor in decision-making by French farmers on weed management in annual crops. *Agric Sys* **93**, 115–142 (2007).
35. Boström, U. & Fogelfors, H. Long-term effects of herbicide-application strategies on weeds and yields in spring-sown cereals. *Weed Sci* **50**, 196–203 (2002).
36. Wilson, R. S., Tucker, M. A., Hooker, N. H., Lejeune, J. T. & Doohan, D. Perceptions and Beliefs about weed management: perspectives of Ohio grain and produce farmers. *Weed Technol* **22**(2), 339–350 (2008).
37. Cressie, N., Calder, C. A., Clark, J. S., Ver Hoef, J. M. & Wikle, C. K. Accounting for uncertainty in ecological analysis: the strengths and limitations of hierarchical statistical modeling. *Ecol Appl* **19**, 553–570 (2009).
38. Kudsk, P. O., Lesen, T. & Honke, K. E. The influence of temperature, humidity and simulated rain on the performance of thiameturon-methyl. *Weed Res* **30**, 261–269 (1990).
39. Mézière, D. Compromis biodiversité-nuisibilité des communautés adventices dans les systèmes de culture. Développement d'une méthode de diagnostic combinant simulations et indicateurs. PhD Thesis 13 June 2013, University of Burgundy, France. (2013).
40. Hossard, L. *et al.* Effects of halving pesticide use on wheat production. *Sci Rep* **4**, 4405 (2014).
41. Pentland, A. & Liu, A. Modeling and prediction of human behavior. *Neural Comput* **11**, 229–242 (1999).
42. Friedland, N., Murphy, K. & Russell, S. "Learning the Structure of Dynamic Probabilistic Networks." In *Proc. Conference on Automated Learning and Discovery*, Pittsburgh, June 1998 (1998).
43. Tsirimpá, A., Polydoropoulou, A. & Antoniou, C. Development of a Latent Variable Model to Capture the Impact of Risk Aversion on Travelers' Switching Behavior. *J Choice Model* **3**(1), 127–148 (2009).
44. Hoyos, D., Mariel, P. & Hess, S. Incorporating environmental attitudes in discrete choice models: An exploration of the utility of the awareness of consequences scale. *Sci Total Environ* **505**, 1100–1111 (2015).
45. Hubbell, S. P. *The unified neutral theory of biodiversity and biogeography*. Princeton University Press. (2001).
46. Henckel, L., Börger, L., Meiss, H., Gaba, S. & Bretagnolle, V. Organic fields sustain weed metacommunity dynamics in farmland landscapes. *Proc Biol Sci* **282**, 20150002 (2015).
47. Perronne, R., Le Corre, V., Bretagnolle, V. & Gaba, S. Stochastic processes and crop types shape weed community assembly in arable fields. *J Veg Sci*. **26**, 348–359 (2015).
48. Dornelas, M., Moonen, A. C., Magurran, A. E. & Barberi, P. Species abundance distributions reveal environmental heterogeneity in modified landscapes. *J Appl Ecol* **46**, 666–672 (2009).
49. Holzner, W. & Numata, M. *Biology and ecology of weeds*. (eds Holzner, W. & Numata, M.) Springer Netherlands p461 (1982).
50. Boström, U. & Fogelfors, H. Response of weeds and crop yield to herbicide dose decision-support guidelines. *Weed Sci* **50**(2), 186–195 (2002).
51. Cousens, R. An empirical model relating crop yield to weed and crop density and a statistical comparison with other models. *J Agric Sci*. **105**, 513–521 (1985).
52. Hamill, A. S. & Zhang, J. Herbicide reduction in metribuzin based weed control programs in corn. *Can J Plant Sci* **75**, 927–933 (1995).
53. Salonen, J. Yield responses of spring cereals to reduced herbicide doses. *Weed Res* **32**, 493–499 (1992).
54. van Heemst, H. D. J. (1985). The influence of weed competition on crop yield. *Agric Syst* **18**, 81–89 (1989).
55. DeFelice, M. S. *et al.* Weed Control in Soybeans (Glycine max) with Reduced Rates of Post emergence Herbicides. *Weed Sci* **37**(3), 365–374 (1989).
56. Hagood, E. S. Jr., Bauman, T. T., Williams, J. L. Jr. & Schreiber, M. M. Growth Analysis of Soybeans (Glycine max) in Competition with Velvetleaf (*Abutilon theophrasti*). *Weed Sci*, **28**(6), 729–734 (1980).
57. Hammond, C. L., Luschei, E. C., Boerboom, C. M. & Nowak, P. J. Adoption of integrated pest management tactics by Wisconsin farmers. *Weed Technol*. **20**, 756–767 (2006)
58. Tisdell, C. A. *Economics of Environmental Conservation*. Elsevier Science Publishers, Amsterdam, Netherlands (1991).
59. Tisdell, C. A. *Environmental Economics. Policies for Environmental Management and Sustainable Development*. Edward Elgar Press Hants, England, p259 (1993).
60. Burham, K. P. & Anderson, D. R. *Model Selection and Multimodel Inference: A Practical Information-Theoretic Approach* (eds Burham, K. P. & Anderson, D. R.) Springer-Verlag New York p488 (2002)
61. Bates, D., Maechler, M., Bolker, B. & Walker, S. lme4: Linear mixed-effects models using Eigen and S4. R package version 1.0-6. <http://CRAN.R-project.org/package=lme4>. (2014).
62. R Core Team. R: A Language and Environment for Statistical Computing. R Foundation for Statistical Computing, Vienna, Austria. URL: <http://www.R-project.org/> (2013).
63. Spiegelhalter, D. J., Best, N. G., Carlin, B. P. & van der Linde, A. Bayesian measures of model complexity and fit (with discussion). *J R Stat Soc Series B Stat Methodol* **64**, 583–639 (2002).
64. Lunn, D. J., Thomas, A., Best, N. & Spiegelhalter, D. WinBUGS—a Bayesian modelling framework: concepts, structure, and extensibility. *Stat Comput*, **10**, 325–337 (2000).
65. Thomas, A., O'Hara, B., Ligges, U. & Sturtz, S. Making BUGS Open. *R News* **6**(1), 12–17 (2006).

66. Brooks, S. & Gelman, A. General Methods for Monitoring Convergence of Iterative Simulations *J Comput Graph Stat* 7, 434–455 (1998).

Acknowledgements

The data set analysed came from the Agripopes ESF research program (led by Jan Bengtsson and Pablo Inchausti) which was funded by European Science Foundation and CNRS. P. Inchausti selected and sought authorization from the farmers and carried out the survey of the farmers. Botanical surveys were performed by D. Charbonnier. We are very grateful to C. Gauvrit for giving us useful insights on herbicides, and the two reviewers for constructive comments on an earlier version of the manuscript. We should like to thank the 30 farmers who participated in this study. This research project was supported by INRA (SG, JC), CNRS (VB) and Avignon University (EG, FB) and partly funded by ANR AGROBIOSPHERE AGROBIOSE (AGRO-2013-001).

Author Contributions

Analysis design: S.G. and V.B.; Analyses: S.G., V.B., E.G., J.C. and F.B.; Provision of analytical tools: S.G., V.B., E.G., J.C. and F.B.; Data analysis: E.G., J.C., F.B. and S.G.; Drafting the paper: S.G., V.B., E.G. and J.C.

Additional Information

Supplementary information accompanies this paper at <http://www.nature.com/srep>

Competing financial interests: The authors declare no competing financial interests.

How to cite this article: Gaba, S. *et al.* Herbicides do not ensure for higher wheat yield, but eliminate rare plant species. *Sci. Rep.* 6, 30112; doi: 10.1038/srep30112 (2016).



This work is licensed under a Creative Commons Attribution 4.0 International License. The images or other third party material in this article are included in the article's Creative Commons license, unless indicated otherwise in the credit line; if the material is not included under the Creative Commons license, users will need to obtain permission from the license holder to reproduce the material. To view a copy of this license, visit <http://creativecommons.org/licenses/by/4.0/>