



HAL
open science

Nitrogen isotope fractionation during terrestrial core-mantle separation

Yan-Fu Li, B Marty, S Shcheka, L Zimmermann, H Keppler

► **To cite this version:**

Yan-Fu Li, B Marty, S Shcheka, L Zimmermann, H Keppler. Nitrogen isotope fractionation during terrestrial core-mantle separation. *Geochemical Perspectives Letters*, 2016, 2, pp.138-147. 10.7185/geochemlet.1614 . hal-01346007

HAL Id: hal-01346007

<https://hal.science/hal-01346007>

Submitted on 20 Jul 2016

HAL is a multi-disciplinary open access archive for the deposit and dissemination of scientific research documents, whether they are published or not. The documents may come from teaching and research institutions in France or abroad, or from public or private research centers.

L'archive ouverte pluridisciplinaire **HAL**, est destinée au dépôt et à la diffusion de documents scientifiques de niveau recherche, publiés ou non, émanant des établissements d'enseignement et de recherche français ou étrangers, des laboratoires publics ou privés.

Nitrogen isotope fractionation during terrestrial core-mantle separation

Y. Li^{1,2*}, B. Marty³, S. Shcheka¹, L. Zimmermann³, H. Keppler¹



doi: 10.7185/geochemlet.1614

Abstract

The origin and evolution of the terrestrial nitrogen remains largely unresolved. In order to understand the potential influence of core-mantle separation on terrestrial nitrogen evolution, experiments were performed at 1.5 to 7.0 GPa and 1600 to 1800 °C to study nitrogen isotope fractionation between coexisting liquid Fe-rich metal and silicate melt. The results show that the metal/silicate partition coefficient of nitrogen $D_N^{\text{metal/silicate}}$ ranges from 1 to 150 and the nitrogen isotope fractionation $\delta^{15}\text{N}^{\text{metal-silicate}}$ is -3.5 ± 1.7 ‰. Calculations show that the bulk Earth is more depleted in $\delta^{15}\text{N}$ than the present-day mantle, and that the present-day mantle $\delta^{15}\text{N}$ of -5 ‰ could be derived from an enstatite chondrite composition via terrestrial core-mantle separation, with or without the addition of carbonaceous chondrites. These results strongly support the notion that enstatite chondrites may be a main component from which the Earth formed and a main source of the terrestrial nitrogen. Moreover, in the deep reduced mantle, the Fe-rich metal phase may store most of the nitrogen, and partial melting of the coexisting silicates may generate oceanic island basalts (OIBs) with slightly positive $\delta^{15}\text{N}$ values.

Received 3 September 2015 | Accepted 1 April 2016 | Published 21 April 2016

Introduction

Nitrogen isotopes may constrain the origin of terrestrial volatiles (Javoy, 1997; Marty, 2012), as well as the evolution and interaction of different terrestrial reservoirs (Marty and Dauphas, 2003). However, the origin and evolution of terrestrial nitrogen isotopes remains poorly understood. The present-day upper mantle $\delta^{15}\text{N}$, inferred from fibrous diamonds and mid-ocean ridge basalts (MORBs) is -12 to 0 ‰ and converges towards a globally uniform value of -5 ‰ (Marty and

Dauphas, 2003; Cartigny and Marty, 2013). The $\delta^{15}\text{N}$ value of the organic matter and metasediments is overall positive, and the $\delta^{15}\text{N}$ value of Earth's surface (crust + atmosphere) is approximately $+2$ ‰ (Cartigny and Marty, 2013; Thomazo and Papineau, 2013). The oceanic island basalts (OIBs), thought to be derived from the lower mantle (e.g., Shen *et al.*, 1998; Stuart *et al.*, 2003), have $\delta^{15}\text{N}$ of -2 to $+8$ ‰, with a mean value of about $+3$ ‰ (Dauphas and Marty, 1999; Marty and Dauphas, 2003). However, diamonds derived from the mantle transition zone and lower mantle show similar $\delta^{15}\text{N}$ values to the upper mantle (Palot *et al.*, 2012). Therefore the positive $\delta^{15}\text{N}$ values of OIBs were interpreted to be results of addition of recycled sediments to the OIB source region (Dauphas and Marty, 1999; Marty and Dauphas, 2003). Nevertheless, most diamond populations with Archean ages define a $\delta^{15}\text{N}$ range of -12 to $+5$ ‰, with a mode around -5 ‰ (Cartigny *et al.*, 2009), indicating no obvious secular change in mantle $\delta^{15}\text{N}$ and thus limited nitrogen recycling compared to the nitrogen abundance in the mantle. Li *et al.* (2013) show that the silicate mantle may still contain an amount of nitrogen one to two orders of magnitude larger than the present atmospheric reservoir. Accordingly, the uniform $\delta^{15}\text{N}$ value of -5 ‰ of Earth's mantle may have been established before Archean. Because enstatite chondrites have $\delta^{15}\text{N}$ of -45 to -15 ‰ (Grady *et al.*, 1986), while carbonaceous chondrites have $\delta^{15}\text{N}$ of $+15$ to $+55$ ‰ (Kerridge, 1985), the extremely negative $\delta^{15}\text{N}$ values down to -25 ‰ and -40 ‰ observed in a few mantle diamonds are interpreted to be relicts of primordial nitrogen and are used to argue for an enstatite chondrite origin of Earth's nitrogen (Javoy, 1997; Palot *et al.*, 2012; Cartigny and Marty, 2013). If this is correct, then one open question is how the Earth's nitrogen isotopes evolved from the initial $\delta^{15}\text{N}$ values of enstatite chondrites to the present-day mantle value of -5 ‰ and the positive values observed for OIBs.

A significant fraction of nitrogen may have been segregated into the core during core-mantle separation (Roskosz *et al.*, 2013). However, so far the potential influence of core-mantle separation on Earth's mantle nitrogen isotope evolution has never been investigated. Here we experimentally show that a significant nitrogen isotope fractionation occurs between liquid Fe-rich metal and coexisting silicate melt, and terrestrial core-mantle separation may have greatly enriched the silicate mantle in $\delta^{15}\text{N}$.

Results and Discussion

Experimental results obtained at 1.5 to 7.0 GPa and 1600 to 1800 °C are given in Table 1. The nitrogen metal/silicate melt partition coefficient $D_N^{\text{metal/silicate}}$ ranges from 1 to 150. Figure 1 shows that regardless of pressure or temperature, $D_N^{\text{metal/silicate}}$ increases with increasing oxygen fugacity, as calculated from the composition of the coexisting quenched metal and silicate (Table S-1). The trend in Figure 1 can be rationalised if one assumes that under these very reducing conditions below the iron-wüstite buffer, nitrogen is mostly dissolved as N^{3-} ion

1. Bayerisches Geoinstitut, University Bayreuth, 95440 Bayreuth, Germany
2. Current address: Guangzhou Institute of Geochemistry, Chinese Academy of Sciences, Guangzhou 510640, China
- * Corresponding author (Email: Yuan.Li@gig.ac.cn)
3. CRPG-CNRS, Nancy-Université, 15 rue Notre Dame des Pauvres, 54501 Vandoeuvre-lès-Nancy, France



in the silicate melt (Kadik *et al.*, 2011, 2013; Li *et al.*, 2015), while it dissolves as interstitial N atoms in the metal (Häglund *et al.*, 1993). This would imply that the exchange reaction between silicate melt and metal may be written as



This equation would imply that $\log D_N^{\text{metal/silicate}}$ should increase with $0.75 \log f_{\text{O}_2}$, in very good agreement with the overall trend in Figure 1. We noticed that the silicates recovered from the multi-anvil experiments performed at 5.0 to 7.0 GPa were not completely glassy, but contained fine-grained quench crystals. Since nitrogen solubility in silicate minerals is much lower than in silicate melts, we cannot completely rule out that some nitrogen might have been lost from the silicate melt during quench, so that the measured partition coefficients from these experiments may be too high. However, considering that nitrogen solubility in reduced silicate melt ranges up to a few wt. % (Kadik *et al.*, 2011, 2013; Roskosz *et al.*, 2013) and only a few hundred ppm nitrogen was present in our silicate melt, partial crystallisation during quench may not have caused exsolution of nitrogen. The observed systematic dependence of $D_N^{\text{metal/silicate}}$ on oxygen fugacity (Fig. 1) also precludes any significant exsolution of nitrogen during quench.

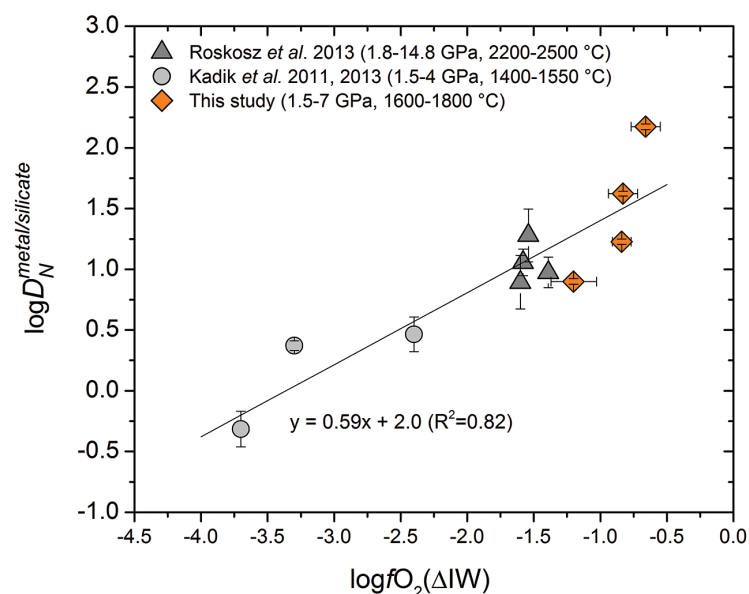


Figure 1 Nitrogen partition coefficients between liquid Fe-rich metal and silicate melt ($D_N^{\text{metal/silicate}}$). The published $D_N^{\text{metal/silicate}}$ data (Kadik *et al.*, 2011, 2013; Roskosz *et al.*, 2013) are plotted for comparison. $D_N^{\text{metal/silicate}}$ is a function of oxygen fugacity, regardless of pressure or temperature. The slope of the trend line is moderately lower than 0.75 expected based on Eq. 1, which could be due to a small fraction of nitrogen present as N_2 in the silicate melt. Errors of $D_N^{\text{metal/silicate}}$ in this study are at 95 % confidence interval.

Table 1 Experimental results on nitrogen partitioning and isotope fractionation between liquid Fe-rich metal and silicate melt.

Exp. ID	P GPa	T °C	Run duration mins	$^a \log f_{\text{O}_2} (\Delta IW)$	N con. in metal mol/g	N con. in silicate mol/g	$\delta^{15}\text{N}$ of metal	$\delta^{15}\text{N}$ of silicate	$D_N^{\text{metal/silicate}}$	$\Delta^{15}\text{N}^{\text{metal-silicate}}$
Piston Cylinder Experiments										
Y-1	2.0	1600	120	-0.84 ± 0.07	3.7E-04 ± 1.3E-05	2.2E-05 ± 7.9E-07	9.2 ± 1.6	13.3 ± 1.8	17 ± 1	-4.1 ± 2.4
A-659	1.5	1600	90	-1.2 ± 0.17	4.9E-04 ± 1.8E-05	6.2E-05 ± 2.3E-06	-1.1 ± 2.0	2.6 ± 1.6	8 ± 0.4	-3.8 ± 2.5
A-666	2.5	1700	30	n.d.	2.6E-06 ± 9.4E-08	3.4E-06 ± 1.3E-07	-3.3 ± 2.4	-2.2 ± 1.4	1 ± 0.04	-1.1 ± 2.8
Multi-Anvil Experiments										
YS-5	5.0	1700	90	-0.66 ± 0.11	2.4E-03 ± 8.7E-05	1.6E-05 ± 5.8E-07	1.7 ± 1.5	7.2 ± 1.7	149 ± 8	-5.5 ± 2.3
YS-1	7.0	1700	90	n.d.	7.2E-04 ± 2.6E-05	3.6E-05 ± 1.3E-06	-0.6 ± 1.9	1.4 ± 1.7	20 ± 1	-2.0 ± 2.5
YS-2	7.0	1800	90	-0.83 ± 0.11	1.0E-03 ± 3.8E-05	2.5E-05 ± 6.8E-07	-2.0 ± 2.1	2.6 ± 1.5	42 ± 2	-4.6 ± 2.6

a: The $\log f_{\text{O}_2}(\Delta IW)$ was calculated using this equilibrium: $\text{FeO} (\text{silicate melt}) = \text{Fe} (\text{liquid metal}) + 1/2 \text{O}_2$, from which the f_{O_2} of the experiment relative to f_{O_2} of the iron-wüstite buffer (IW) can be defined as: $\Delta IW = 2 \log (X_{\text{FeO}} \gamma_{\text{FeO}} / X_{\text{Fe}} \gamma_{\text{Fe}})$, X_{FeO} and X_{Fe} are the mole fractions of FeO in silicate melt and Fe in liquid metal, respectively; γ_{FeO} and γ_{Fe} are the activity coefficients of FeO in silicate melt and Fe in liquid metal, respectively. Calculation of $\log f_{\text{O}_2}(\Delta IW)$ was performed assuming $\gamma_{\text{FeO}} = 1.2$ in the silicate melt (O'Neill and Eggin, 2002) and ideal solution of liquid Fe-C-Pt-N metal ($\gamma_{\text{Fe}} = 1$).

For major element compositions of silicate melt and liquid metal, see Supplementary Table 1.

n.d.: not determined.

Errors for $D_N^{\text{metal/silicate}}$ and $\Delta^{15}\text{N}^{\text{metal-silicate}}$ are at 95 % confidence interval.

The measured nitrogen metal/silicate melt isotope fractionation $\Delta^{15}\text{N}^{\text{metal-silicate}}$ ranges from -1.1 to -5.5 ‰ (Table 1; Fig. 2), with a mean value of -3.5 ± 1.7 ‰, indicating ^{15}N -enrichment in the silicate melt relative to the coexisting liquid Fe-rich metal. Within the analytical uncertainties, there is no apparent temperature dependence of $\Delta^{15}\text{N}^{\text{metal-silicate}}$ over the interval of 1600-1800 °C, which might be partially due to the covariation of pressure and temperature. The consistent $\Delta^{15}\text{N}^{\text{metal-silicate}}$ values from piston cylinder and multi-anvil experiments (Table 1) rule out the possibility that a significant change in $\Delta^{15}\text{N}^{\text{metal-silicate}}$ occurred during quench of the multi-anvil experiments. The nearly constant $\Delta^{15}\text{N}^{\text{metal-silicate}}$ values, independent on the run duration (30 to 120 mins; Table 1), also demonstrate that isotopic equilibrium was reached during the run and any kinetic fractionation should be within the analytical error.



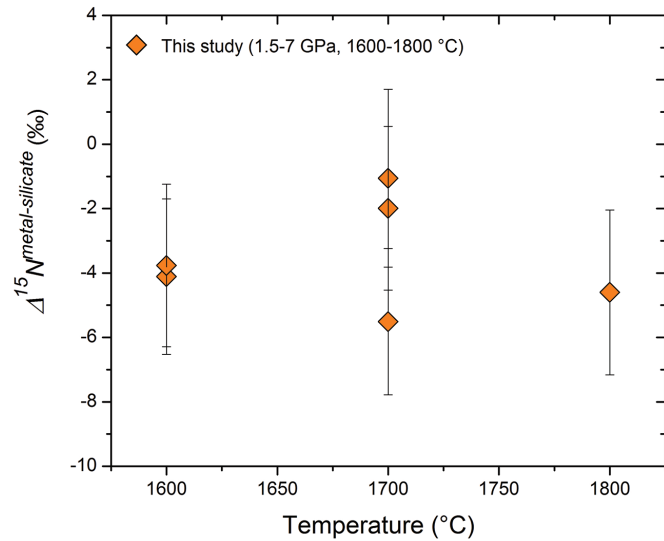


Figure 2 Nitrogen isotope fractionation between liquid Fe-rich metal and silicate melt ($\Delta^{15}N^{\text{metal-silicate}}$). Temperature has a very limited effect on $\Delta^{15}N^{\text{metal-silicate}}$ in the P - T range studied. Errors of $\Delta^{15}N^{\text{metal-silicate}}$ are at 95 % confidence interval.

Implications

The $D_N^{\text{metal/silicate}}$ and $\Delta^{15}N^{\text{metal-silicate}}$ obtained here have important implications for the origin and evolution of Earth's nitrogen. The $D_N^{\text{metal/silicate}}$ values of 1 to 150 demonstrate that a large fraction of nitrogen in the magma ocean may have segregated into the core, while the $\Delta^{15}N^{\text{metal-silicate}}$ values of -1.1 to -5.5 ‰ imply that terrestrial core-mantle separation may have enriched the silicate mantle in ^{15}N . There are two endmember models for terrestrial core formation. The first one is the single stage model or equilibrium model, in which chemical equilibrium between the core and the mantle is thought to be achieved at certain P - T conditions at the base of the magma ocean (Li and Agee, 1996; Righter, 2011). This equilibrium model leads to the below mass balance for the segregation of nitrogen in the core

$$\delta^{15}N^{\text{mantle}} \times X_N^{\text{mantle}} + \delta^{15}N^{\text{core}} \times X_N^{\text{core}} = \delta^{15}N^{\text{BE}} \quad (\text{Eq. 2})$$

$$D_N^{\text{metal/silicate}} \times C_N^{\text{mantle}} = C_N^{\text{core}} \quad (\text{Eq. 3})$$

$$\delta^{15}N^{\text{core}} - \delta^{15}N^{\text{mantle}} = \Delta^{15}N^{\text{metal-silicate}} \quad (\text{Eq. 4})$$

where $\delta^{15}N^{\text{mantle}}$, $\delta^{15}N^{\text{core}}$, $\delta^{15}N^{\text{BE}}$ are the isotopic composition of the silicate mantle, the core, and the bulk Earth, respectively; X_N^{mantle} and X_N^{core} are the fraction of carbon in Earth's mantle and core, respectively; C_N^{mantle} and C_N^{core} are the nitrogen

concentration in the silicate mantle and core, respectively. As $\Delta^{15}N^{\text{metal-silicate}}$ is between -1.1 ‰ and -5.5 ‰, the $\delta^{15}N^{\text{core}}$ should be -1.1 ‰ to -5.5 ‰ lower than the $\delta^{15}N^{\text{mantle}}$ (Eq. 4). If a $D_N^{\text{metal/silicate}}$ of 5-20 is used in Equation 3, the $\delta^{15}N^{\text{BE}}$ needs to be between -6 ‰ and -10 ‰ in order to achieve a $\delta^{15}N^{\text{mantle}}$ value of -5 ‰ (Eq. 2). In this case, if the C_N^{mantle} of 0.8 ppm constrained by Marty (2012) is used, then the C_N^{core} would be 4-16 ppm.

The second endmember mode is the continuous core formation model (Wood *et al.*, 2006, 2013). In this model, Earth accretion and the delivery of core-forming metal occur in small steps of 1 % mass with constant metal/silicate ratio. In each step the metal equilibrates with the silicate magma ocean, and it remains chemically isolated once it segregates in the core. The fractionation of light element isotopes in this model can best be described by the Rayleigh distillation model (Wood *et al.*, 2013; Horita and Polyakov, 2015)

$$\delta^{15}N^{\text{mantle}} = \delta^{15}N^{\text{BE}} + \Delta^{15}N^{\text{metal-silicate}} \times \ln f_N^{\text{mantle}} \quad (\text{Eq. 5})$$

where f_N^{mantle} is the remaining fraction of nitrogen in the silicate mantle just after complete core-mantle separation. By combining $D_N^{\text{metal/silicate}}$ and mass balance, f_N^{mantle} can be determined using the equations

$$f_N^{\text{mantle}} = (C_N^{\text{mantle}} \times M^{\text{mantle}}) / (C_N^{\text{BE}} \times M^{\text{BE}}) \quad (\text{Eq. 6})$$

$$C_N^{\text{mantle}} = C_N^{\text{BE}} \times (M^{\text{mantle}} / M^{\text{BE}})^{(D_N^{\text{metal/silicate}} - 1)} \quad (\text{Eq. 7})$$

where C_N^{BE} is the nitrogen concentration in the bulk Earth; M^{mantle} and M^{BE} are the mass of the silicate mantle and bulk Earth, respectively. For different $\delta^{15}N^{\text{BE}}$ values that represent the $\delta^{15}N$ range of enstatite chondrites (Grady *et al.*, 1986), this model implies that core-mantle separation may cause a significant increase in $\delta^{15}N^{\text{mantle}}$ and may reproduce the $\delta^{15}N^{\text{mantle}}$ range, if $D_N^{\text{metal/silicate}}$ is between 5 and 20 (Fig. 3). Using the C_N^{mantle} of 0.8 ppm by Marty (2012) and a $D_N^{\text{metal/silicate}}$ of 5-15, the calculated C_N^{BE} is 4-220 ppm (excluding surface nitrogen) and the C_N^{core} is 10-660 ppm. However, if a $D_N^{\text{metal/silicate}}$ of 15-20 is used, the calculated C_N^{BE} is 220-1600 ppm and the C_N^{core} is 660-5000 ppm. The high end of these C_N^{BE} values may be higher than the nitrogen concentration in any known chondrites (Krot *et al.*, 2014), which thus indicates that a hybrid Rayleigh-equilibrium model may be more realistic for the segregation of nitrogen in Earth's core if $D_N^{\text{metal/silicate}}$ is 15-20. Such a hybrid model (Rubie *et al.*, 2015) assumes that during the early stages of accretion, the impacting objects are relatively small and their metal phase sequentially extracts nitrogen from the magma ocean according to a Rayleigh model; however, towards the end of accretion, large, differentiated planetesimals collide with the growing Earth. The cores of these large objects are in bulk equilibrium with their mantles, but due to their large size, they do not exchange nitrogen with the silicate magma ocean anymore.

In a hybrid Rayleigh-equilibrium model, the $\delta^{15}N^{\text{mantle}}$ after complete core-mantle separation should be between the $\delta^{15}N^{\text{mantle}}$ constrained by the Rayleigh model and the $\delta^{15}N^{\text{mantle}}$ constrained by the equilibrium model. For example, in a 90 % Rayleigh and 10 % equilibrium model, the resulting $\delta^{15}N^{\text{mantle}}$ would be -17 ‰ at a $D_N^{\text{metal/silicate}}$ of 15, a $\Delta^{15}N^{\text{metal-silicate}}$ of -5 ‰, and the average enstatite



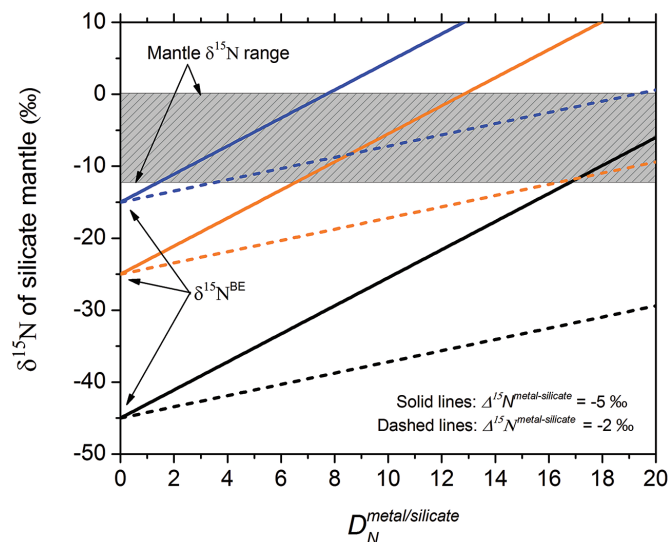


Figure 3 The modelled $\delta^{15}\text{N}$ value of the silicate mantle as a function of $D_N^{\text{metal/silicate}}$, just after complete core-mantle separation, using the Rayleigh distillation model (Eq. 5) and the relationship between f_N^{mantle} and $D_N^{\text{metal/silicate}}$ (Eqs. 6 and 7). Three different $\delta^{15}\text{N}^{\text{BE}}$ values are used: the lowest value (-45‰) is the lowest value observed so far for Earth's mantle and enstatite chondrites (Grady *et al.*, 1986; Palot *et al.*, 2012); the values of -25‰ and -15‰ correspond to the average and highest $\delta^{15}\text{N}$ values of enstatite chondrites (Grady *et al.*, 1986), respectively. Two different $\Delta^{15}\text{N}^{\text{metal-silicate}}$ values of -2‰ and -5‰ are used for the dashed lines and solid lines, respectively. The gray box represents the main range of $\delta^{15}\text{N}$ values observed for the silicate mantle (Marty and Dauphas, 2003; Palot *et al.*, 2012; Cartigny and Marty, 2013), which may be produced from the average nitrogen isotopic composition of enstatite chondrites by core-mantle separation with $D_N^{\text{metal/silicate}}$ between 5 and 20.

chondrite $\delta^{15}\text{N}$ value of -25‰ . The C_N^{BE} required to achieve the C_N^{mantle} of 0.8 ppm by Marty (2012) would be about 40 ppm. According to Rubie *et al.* (2015), 80–100 % of the core-forming metal may have equilibrated with the silicate magma ocean according to the Rayleigh model. However, it should be noted that the resulting $\delta^{15}\text{N}^{\text{mantle}}$ of -17‰ in the hybrid model above is still significantly lower than the present-day mantle $\delta^{15}\text{N}$ of -5‰ , which indicates a much reduced efficiency of the hybrid Rayleigh-equilibrium model in increasing $\delta^{15}\text{N}^{\text{mantle}}$ compared to the pure Rayleigh model.

Our above calculations demonstrate that: (1) the bulk Earth $\delta^{15}\text{N}$ value has to be significantly negative to produce the present-day mantle $\delta^{15}\text{N}$ of -5‰ ; (2) core-mantle separation alone may be sufficient to cause the present-day mantle $\delta^{15}\text{N}$ of -5‰ even if the Earth accreted only from the enstatite chondrites, if the Rayleigh model is used for describing the segregation of nitrogen in Earth's core; (3) as has been suggested previously (Javoy, 1997), a small fraction of carbonaceous chondrites with $\delta^{15}\text{N}$ of $+15$ to $+55\text{‰}$ may have to be added to the Earth to

achieve the present-day mantle $\delta^{15}\text{N}$ of -5‰ , if the Earth accreted mainly from enstatite chondrites and if the equilibrium or the hybrid Rayleigh-equilibrium model is used for describing the segregation of nitrogen in Earth's core. These results support previous models (Javoy, 1997; Palot *et al.*, 2012; Cartigny and Marty, 2013) that assumed enstatite chondrites to be the main source of Earth's nitrogen. These results are also consistent with several other isotopic systems that point towards enstatite chondrites as a main source of the material from which the Earth formed (Javoy, 1997; Trinquier *et al.*, 2007; Regelous *et al.*, 2008; Javoy *et al.*, 2010).

The Earth's deep mantle below 250 km is reducing with oxygen fugacity lower than the iron-wüstite buffer (Frost and McCammon, 2008). Recent experimental studies (Frost *et al.*, 2004; Rohrbach and Schmidt, 2011) suggest that about 1 wt. % Fe-rich metal may be stable in the mantle below this depth, because of the incorporation of significant Fe^{3+} in majoritic garnet and bridgmanite according to the disproportionation reaction $3\text{Fe}^{2+} = 2\text{Fe}^{3+} + \text{Fe}^0$, which produces metallic Fe. The moderately siderophile nature of nitrogen together with the relatively low nitrogen solubility in mantle minerals (Li *et al.*, 2013) implies that 1 wt. % Fe-rich metal may store more than 99 % of the nitrogen in the deep mantle. If one assumes negligible nitrogen isotope fractionation between silicate minerals and silicate melt at temperatures corresponding to the deep mantle, the silicate minerals should be enriched in $\delta^{15}\text{N}$ by $+1$ to $+5.5\text{‰}$ relative to the Fe-rich metal. Partial melting of the deep mantle with $\delta^{15}\text{N}$ of -5‰ , in the presence of 0.5 to 1.5 wt. % Fe-rich metal (Rohrbach *et al.*, 2014), may therefore generate OIBs with very slightly positive $\delta^{15}\text{N}$ values; however, generating OIBs with $\delta^{15}\text{N}$ up to $+8\text{‰}$ may need the source region $\delta^{15}\text{N} > +0\text{‰}$.

Acknowledgements

We thank Hubert Schulze for sample preparation. Y.L. acknowledges support from the Elite Network Bavaria (ENB) program. Constructive reviews by three anonymous reviewers and journal editor Bruce Watson helped to improve this paper.

Editor: Bruce Watson

Additional Information

Supplementary Information accompanies this letter at www.geochemicalperspectivesletters.org/article1614

Reprints and permission information is available online at <http://www.geochemicalperspectivesletters.org/copyright-and-permissions>



Cite this letter as: Li, Y., Marty, B., Shcheka, S., Zimmermann, L., Keppler, H. (2016) Nitrogen isotope fractionation during terrestrial core-mantle separation. *Geochem. Persp. Let.* 2, 138-147.

References

- CARTIGNY, P., MARTY, B. (2013) Nitrogen isotopes and mantle geodynamics: The emergence of life and the atmosphere–crust–mantle connection. *Elements* 9, 359–366.
- CARTIGNY, P., FARQUHAR, J., THOMASSOT, E., HARRIS, J., WING, B., MASTERSON, A., MCKEEGAN, K., STACHEL, T. (2009) A mantle origin for Paleoproterozoic peridotitic diamonds from the Panda kimberlite, Slave Craton: evidence from ^{13}C -, ^{15}N - and $^{33,34}\text{S}$ -stable isotope systematics. *Lithos* 112, 852–864.
- DAUPHAS, N., MARTY, B. (1999) Heavy nitrogen in carbonatites of the Kola Peninsula: A possible signature of the deep mantle. *Science* 286, 2488–2490.
- FROST, D.J., MCCAMMON, C.A. (2008) The redox state of Earth's mantle. *Annual Review of Earth and Planetary Sciences* 36, 389–420.
- FROST, D., LIEBSKE, C., LANGENHORST, F., MCCAMMON, C. (2004) Experimental evidence for the existence of iron-rich metal in the Earth's lower mantle. *Nature* 428, 409–412.
- GRADY, M.M., WRIGHT, I., CARR, L., PILLINGER, C. (1986) Compositional differences in enstatite chondrites based on carbon and nitrogen stable isotope measurements. *Geochimica et Cosmochimica Acta* 50, 2799–2813.
- HÄGLUND, J., FERNÁNDEZ GUILLERMET, A., GRIMVALL, G., KÖRLING, M. (1993) Theory of bonding in transition-metal carbides and nitrides. *Physical Review B* 48, 11685–11691.
- HORITA, J., POLYAKOV, V.B. (2015) Carbon-bearing iron phases and the carbon isotope composition of the deep Earth. *Proceedings of the National Academy of Sciences* 112, 31–36.
- JAVOY, M. (1997) The major volatile elements of the earth: Their origin, behavior, and fate. *Geophysical Research Letters* 24, 177–180.
- JAVOY, M., KAMINSKI, E., GUYOT, F., ANDRAULT, D., SANLOUP, C., MOREIRA, M., LABROSSE, S., JAMBON, A., AGRINIER, P., DAVAILLE, A., JAUPART, C. (2010) The chemical composition of the Earth: Enstatite chondrite models. *Earth and Planetary Science Letters* 293, 259–268.
- KADIK, A., KUROVSKAYA, N., IGNAT'EV, Y., KONONKOVA, N., KOLTASHEV, V., PLOTNICHENKO, V. (2011) Influence of oxygen fugacity on the solubility of nitrogen, carbon, and hydrogen in $\text{FeO-N}_2\text{O-SiO}_2\text{-Al}_2\text{O}_3$ melts in equilibrium with metallic iron at 1.5 GPa and 1400 °C. *Geochemistry International* 49, 429–438.
- KADIK, A., LITVIN, Y., KOLTASHEV, V., KRYUKOVA, E., PLOTNICHENKO, V., TSEKHONYA, T., KONONKOVA, N. (2013) Solution behavior of reduced N–H–O volatiles in $\text{FeO-Na}_2\text{O-SiO}_2\text{-Al}_2\text{O}_3$ melt equilibrated with molten Fe alloy at high pressure and temperature. *Physics of the Earth and Planetary Interiors* 214, 14–24.
- KERRIDGE, J.F. (1985) Carbon, hydrogen and nitrogen in carbonaceous chondrites: Abundances and isotopic compositions in bulk samples. *Geochimica et Cosmochimica Acta* 49, 1707–1714.
- KROT, A.N., KEIL, K., SCOTT, E.R.D., GOODRICH, C.A., WEISBERG, M.K. (2014) Classification of meteorites and their genetic relationships. *Treatise on Geochemistry* 1, 1–63.
- LI, J., AGEE, C.B. (1996) Geochemistry of mantle-core differentiation at high pressure. *Nature* 381, 686–689.
- LI, Y., WIEDENBECK, M., SHCHEKA, S., KEPPLER, H. (2013) Nitrogen solubility in upper mantle minerals. *Earth and Planetary Science Letters* 377, 311–323.

- LI, Y., HUANG, R., WIEDENBECK, M., KEPPLER, H. (2015) Nitrogen distribution between aqueous fluids and silicate melts. *Earth and Planetary Science Letters* 411, 218–228.
- MARTY, B. (2012) The origins and concentrations of water, carbon, nitrogen and noble gases on Earth. *Earth and Planetary Science Letters* 313–314, 56–66.
- MARTY, B., DAUPHAS, N. (2003) The nitrogen record of crust–mantle interaction and mantle convection from Archean to Present. *Earth and Planetary Science Letters* 206, 397–410.
- O'NEILL, H.S.C., EGGINS, S.M. (2002) The effect of melt composition on trace element partitioning: an experimental investigation of the activity coefficients of FeO , NiO , CoO , MoO_2 and MoO_3 in silicate melts. *Chemical Geology* 186, 151–181.
- PALOT, M., CARTIGNY, P., HARRIS, J., KAMINSKY, F., STACHEL, T. (2012) Evidence for deep mantle convection and primordial heterogeneity from nitrogen and carbon stable isotopes in diamond. *Earth and Planetary Science Letters* 357, 179–193.
- REGÉLOUS, M., ELLIOTT, T., COATH, C.D. (2008) Nickel isotope heterogeneity in the early Solar System. *Earth and Planetary Science Letters* 272, 330–338.
- RIGHTER, K. (2011) Prediction of metal–silicate partition coefficients for siderophile elements: An update and assessment of PT conditions for metal–silicate equilibrium during accretion of the Earth. *Earth and Planetary Science Letters* 304, 158–167.
- ROHRBACH, A., SCHMIDT, M.W. (2011) Redox freezing and melting in the Earth's deep mantle resulting from carbon-iron redox coupling. *Nature* 472, 209–212.
- ROHRBACH, A., GHOSH, S., SCHMIDT, M.W., WIJBRANS, C.H., KLEMME, S. (2014) The stability of Fe–Ni carbides in the Earth's mantle: Evidence for a low Fe–Ni–C melt fraction in the deep mantle. *Earth and Planetary Science Letters* 388, 211–221.
- ROSKOSZ, M., BOUHIFD, M., JEPHCOAT, A., MARTY, B., MYSEN, B. (2013) Nitrogen solubility in molten metal and silicate at high pressure and temperature. *Geochimica et Cosmochimica Acta* 121, 15–28.
- RUBIE, D.C., JACOBSON, S.A., MORBIDELLI, A., O'BRIEN, D.P., YOUNG, E.D., DE VRIES, J., NIMMO, F., PALME, H., FROST, D.J. (2015) Accretion and differentiation of the terrestrial planets with implications for the compositions of early-formed Solar System bodies and accretion of water. *Icarus* 248, 89–108.
- SHEN, Y., SOLOMON, S.C., BJARNASON, I.T., WOLFE, C.J. (1998) Seismic evidence for a lower-mantle origin of the Iceland plume. *Nature* 395, 62–65.
- STUART, F.M., LASS-EVANS, S., FITTON, J.G., ELLAM, R.M. (2003) High $^3\text{He}/^4\text{He}$ ratios in picritic basalts from Baffin Island and the role of a mixed reservoir in mantle plumes. *Nature* 424, 57–59.
- THOMAZO, C., PAPINEAU, D. (2013) Biogeochemical cycling of nitrogen on the early Earth. *Elements* 9, 345–351.
- TRINQUIER, A., BIRCK, J., ALLÈGRE, C.J. (2007) Widespread ^{54}Cr heterogeneity in the inner solar system. *The Astrophysical Journal* 655, 1179.
- WOOD, B.J., WALTER, M.J., WADE, J. (2006) Accretion of the Earth and segregation of its core. *Nature* 441, 825–832.
- WOOD, B.J., LI, J., SHAHAR, A. (2013) Carbon in the core: its influence on the properties of core and mantle. *Reviews in Mineralogy and Geochemistry* 75, 231–250.



Nitrogen isotope fractionation during terrestrial core-mantle separation

Y. Li^{1,2*}, B. Marty³, S. Shcheka¹, L. Zimmermann³, H. Keppler¹

Supplementary Information

The Supplementary Information includes:

- Methods
- Table S-1
- Supplementary Information References

Methods

Starting materials for high-pressure experiments included high-purity iron powder, ammonium nitrate (NH₄NO₃), and a synthetic silicate glass with a chemical composition similar to that of the global MORB. A mixture of iron powder and finely-ground silicate glass was loaded together with about 0.1 to 1.5 wt. % ammonium nitrate into a graphite-lined platinum capsule. Experiments were conducted at 1.5 to 7.0 GPa and 1600 to 1800 °C in a piston cylinder or multi-anvil high-pressure apparatus, such that only liquid Fe-rich metal and basaltic melt were coexisting in the sample charge. Experiments were quenched to room temperature within a few seconds after about 90 mins. The coexisting Fe-rich metal and silicate of the recovered samples were carefully separated for analyses of nitrogen concentration and isotopic composition, using a static gas mass spectrometer.

Individual chips of glass and metal weighting a few micrograms to a few milligrams were loaded in a laser heating cell consisting of a metal sample holder covered by a ZnSe window. The cell was baked at about 100 °C and pumped under high vacuum (10⁻⁸-10⁻⁹ mbar) for several days. Individual samples were then

incrementally heated in static vacuum using a CO₂ laser (wavelength = 10.6 μm). Evolved gases including N compounds were purified for carbon and hydrogen bearing species using a combination of a CuO furnace, Pt catalyst and cold trap held just above the liquid N₂ temperature. Purified N₂ was then introduced in a static mass spectrometer where masses 28 and 29 were analysed on a Faraday cup detector and masses 29 and 30 were counted on an electron multiplier (Humbert *et al.*, 2000). Potential CO contamination, checked with the measured 29/30 ratio, was found to be always negligible. The abundances of nitrogen and the ¹⁵N/¹⁴N ratios were then computed from the data and from runs with our in-house N₂ standard (purified atmospheric N₂). Blanks were found to be less than 0.1 % of the signals for all runs. Errors on the isotopic ratios are computed from the standard deviation of in-house N₂ standard runs and from the internal precision of the respective sample runs.

Nitrogen metal/silicate partition coefficients $D_N^{metal/silicate}$ were calculated according to $D_N^{metal/silicate} = C_N^{metal}/C_N^{silicate}$, where C_N^{metal} and $C_N^{silicate}$ are the nitrogen concentrations in the liquid Fe-rich metal and silicate melt, respectively. Nitrogen metal/silicate isotope fractionation $\Delta^{15}N^{metal-silicate}$ was calculated according to $\Delta^{15}N^{metal-silicate} = \Delta^{15}N^{metal} - \Delta^{15}N^{silicate}$, where $\Delta^{15}N^{metal}$ and $\Delta^{15}N^{silicate}$ are the nitrogen isotopic composition of the liquid Fe-rich metal and silicate melt, respectively.

Table S-1 Major and minor element contents in silicate melt and liquid Fe-rich metal (in wt. %).

Exp. ID	silicate										metal				
	SiO ₂	TiO ₂	Al ₂ O ₃	Cr ₂ O ₃	FeO	MgO	CaO	Na ₂ O	K ₂ O	Total	Fe	Pt	C	O	Total
YS-1	43.4	1.3	12.9	0.0	25.4	6.4	9.3	2.2	0.2	101.1	79.7	14.2	6.2	0.1	100.2
1-σ	0.7	0.1	0.2	0.0	1.1	0.1	0.2	0.1	0.1	0.4	1.7	2.1	0.6	0.1	0.6
A-659	47.4	1.4	14.6	0.0	15.4	6.9	10.2	2.6	0.2	98.9	92.4	0.0	10.5	0.1	103.1
1-σ	0.2	0.0	0.1	0.0	0.1	0.1	0.1	0.0	0.0	0.3	1.9	0.0	4.5	0.0	1.8
YS-5	40.3	1.1	12.3	0.0	30.4	6.0	8.9	1.8	0.0	101.0	76.0	17.7	6.3	0.4	100.4
1-σ	1.5	0.2	0.5	0.0	2.4	0.3	0.6	0.2	0.0	0.6	1.8	1.8	0.5	0.3	0.7
YS-2	43.5	1.3	13.1	0.0	25.0	6.3	9.3	2.4	0.2	101.1	77.5	16.1	6.8	0.2	100.5
1-σ	0.7	0.1	0.3	0.0	1.2	0.1	0.2	0.1	0.1	0.3	3.3	4.8	0.9	0.5	0.7

All the major and minor elements were measured by electron microprobe.

1-σ is the standard deviation based on replicate analyses of 10-20 spots.

The Pt in the metal is due to contamination by the Pt capsule used.

1. Bayerisches Geoinstitut, University Bayreuth, 95440 Bayreuth, Germany
2. Current address: Guangzhou Institute of Geochemistry, Chinese Academy of Sciences, Guangzhou 510640, China
- * Corresponding author (Email: Yuan.Li@gig.ac.cn)
3. CRPG-CNRS, Nancy-Université, 15 rue Notre Dame des Pauvres, 54501 Vandoeuvre-lès-Nancy, France



Supplementary Information References

HUMBERT, F., LIBOUREL, G., FRANCE-LANORD, C., ZIMMERMANN, L., MARTY, B. (2000) CO₂-laser extraction-static mass spectrometry analysis of ultra-low concentrations of nitrogen in silicates. *Geostandards Newsletter* 24, 255-260.

