



HAL
open science

Lotka-Volterra with randomly fluctuating environments: a full description

Florent Malrieu, Tran Hoa Phu

► **To cite this version:**

Florent Malrieu, Tran Hoa Phu. Lotka-Volterra with randomly fluctuating environments: a full description. 2016. hal-01345626

HAL Id: hal-01345626

<https://hal.science/hal-01345626v1>

Preprint submitted on 14 Jul 2016

HAL is a multi-disciplinary open access archive for the deposit and dissemination of scientific research documents, whether they are published or not. The documents may come from teaching and research institutions in France or abroad, or from public or private research centers.

L'archive ouverte pluridisciplinaire **HAL**, est destinée au dépôt et à la diffusion de documents scientifiques de niveau recherche, publiés ou non, émanant des établissements d'enseignement et de recherche français ou étrangers, des laboratoires publics ou privés.

Lotka-Volterra with randomly fluctuating environments: a full description

Florent Malrieu, Tran Hoa Phu

July 20, 2016

Abstract

In this note, we study the long time behavior of Lotka-Volterra systems whose coefficients vary randomly. Benaïm and Lobry established that randomly switching between two environments that are both favorable to the same species may lead to four different regimes: almost sure extinction of one of the two species, random extinction of one species or the other and persistence of both species. Our purpose here is to provide a complete description of the model. In particular, we show that any couple of environments may lead to the four different behaviours of the stochastic process depending on the jump rates.

1 Introduction

For a given set of positive parameters $\varepsilon = (a, b, c, d, \alpha, \beta)$, consider the Lotka-Volterra differential system in \mathbb{R}_+^2 , is given by

$$\begin{cases} x' = \alpha x(1 - ax - by) \\ y' = \beta y(1 - cx - dy) \\ (x_0, y_0) \in \mathbb{R}_+^2 \end{cases}$$

We denote by F_ε the associated vector field: $(x', y') = F_\varepsilon(x, y)$. Let us note already that when $a < c$ and $b < d$, the point $(1/a, 0)$ attracts any path starting in $(0, +\infty)^2$. We say that the environment is favorable to species x . Similarly, when $a > c$ and $b > d$, the point $(0, 1/d)$ attracts any path starting in $(0, +\infty)^2$. We say that the environment is favorable to species y . See [?] for a detailed presentation of the four generic configurations. The environment is said to be of

- Type 1: if $a < c, b < d$ (favorable to species x)
- Type 2: if $a > c, b > d$ (favorable to species y)
- Type 3: if $a > c, b < d$ (persistence)
- Type 4: if $a < c, b > d$ (extinction of species x or y depending on the starting point)

Consider two such systems $\varepsilon_0 = (a_0, b_0, c_0, d_0, \alpha_0, \beta_0)$ and $\varepsilon_1 = (a_1, b_1, c_1, d_1, \alpha_1, \beta_1)$ and introduce the random process $\{(X_t, Y_t, I_t)\}$ on $\mathbb{R} \times \mathbb{R} \times \{0, 1\}$ obtained by switching between these two deterministic dynamics, at rates λ_0, λ_1 . More precisely, we consider the Markov process driven by the following generator

$$Lf(z, i) = F_i(z) \cdot \nabla_z f(z, i) + \lambda_i(f(z, 1 - i) - f(z, i)), \quad (z, i) \in \mathbb{R}^2 \times \{0, 1\}.$$

Equivalently, $(I_t)_{t \geq 0}$ is a Markov process on $\{0, 1\}$ with jump rate λ_0 and λ_1 , that is

$$\mathbb{P}(I_{t+s} = 1 - i | I_t = i, \mathcal{F}_t) = \lambda_i s + o(s),$$

where \mathcal{F}_t is the sigma field generated by $\{I_u, u \leq t\}$. Finally, (X_t, Y_t) is solution of

$$(X'_t, Y'_t) = F_{\varepsilon_{I_t}}(X_t, Y_t).$$

This process on $\mathbb{R}^2 \times \{0, 1\}$ has already been studied in [?, ?]. It belongs to the class of the piecewise deterministic Markov processes introduced by Davis [?]. See also [?] for a recent review of the application areas of such processes. Let us introduce the invasion rates of species x and y defined in [?] as

$$\begin{aligned} \Lambda_y &= \int \beta_0(1 - c_0x)\mu(dx, 0) + \int \beta_1(1 - c_1x)\mu(dx, 1), \\ \Lambda_x &= \int \alpha_0(1 - b_0y)\widehat{\mu}(dy, 0) + \int \alpha_1(1 - b_1y)\widehat{\mu}(dy, 1), \end{aligned}$$

where μ is the invariant probability measure of (X_t, I_t) associated to equation:

$$X'_t = \alpha_{I_t} X_t (1 - a_{I_t} X_t),$$

and $\widehat{\mu}$ is the invariant probability measure of (Y_t, I_t) associated to equation:

$$Y'_t = \beta_{I_t} Y_t (1 - d_{I_t} Y_t).$$

The meaning of Λ_y is the following: when species y is close to extinction, species x behaves approximately as $(X'_t, 0) = F_{\varepsilon_{I_t}}(X_t, 0)$ and Λ_y is the growth rate of species y with respect to invariant measure μ of (X, I) . Note that the invasion rates depend on the jump rates $(\lambda_0, \lambda_1) \in (0, +\infty)^2$. For every $(\lambda_0, \lambda_1) \in (0, +\infty)^2$, we have two parametrizations of these jump rates:

$$(s, t) \in [0, 1] \times (0, +\infty) : \quad st = \lambda_0, \quad (1 - s)t = \lambda_1.$$

$$(u, v) \in [0, 1] \times (0, +\infty) : \quad uv = \lambda_0/\alpha_0, \quad (1 - u)v = \lambda_1/\alpha_1.$$

The change of parameters $(u, v) = \xi(s, t)$ is triangular in the sense that u only depends on s

$$(u, v) = \xi(s, t) = \left(\frac{s\alpha_1}{(1 - s)\alpha_0 + s\alpha_1}, \frac{t}{\alpha_0\alpha_1}((1 - s)\alpha_0 + s\alpha_1) \right).$$

Let us denote the invasion rates in the (u, v) coordinates by

$$\tilde{\Lambda}_x(u, v) = \Lambda_x(\xi^{-1}(u, v)) \quad \text{and} \quad \tilde{\Lambda}_y(u, v) = \Lambda_y(\xi^{-1}(u, v)).$$

It is established in [?] that signs of $\tilde{\Lambda}_x$ and $\tilde{\Lambda}_y$ determine the long time behavior of (X_t, Y_t) .

	$\tilde{\Lambda}_y > 0$	$\tilde{\Lambda}_y < 0$
$\tilde{\Lambda}_x > 0$	persistence of the two species	extinction of species y
$\tilde{\Lambda}_x < 0$	extinction of species x	extinction of species x or y

Moreover, in [?] it is shown that two environments of Type 1 may lead to four regimes for the stochastic process. This surprising result is reminiscent of switched stable linear ODE studied in [?, ?].

A fundamental property of the model is that, for all $0 \leq s \leq 1$, the vector field $(1-s)F_{\varepsilon_0} + sF_{\varepsilon_1}$ is the Lotka-Volterra system associated to the environment $\varepsilon_s = (a_s, b_s, c_s, d_s, \alpha_s, \beta_s)$ with

$$\alpha_s = s\alpha_1 + (1-s)\alpha_0, \quad a_s = \frac{s\alpha_1 a_1 + (1-s)\alpha_0 a_0}{\alpha_s}, \quad b_s = \frac{s\alpha_1 b_1 + (1-s)\alpha_0 b_0}{\alpha_s}, \quad (1.1)$$

$$\beta_s = s\beta_1 + (1-s)\beta_0, \quad c_s = \frac{s\beta_1 c_1 + (1-s)\beta_0 c_0}{\beta_s}, \quad d_s = \frac{s\beta_1 d_1 + (1-s)\beta_0 d_0}{\beta_s}. \quad (1.2)$$

Set

$$I = \{0 \leq s \leq 1 : a_s > c_s\} \quad \text{and} \quad J = \{0 \leq s \leq 1 : b_s > d_s\}.$$

We denote by \tilde{I} the image of I for the other parametrization.

Remark 1.1. *As noticed in [?], if ε_0 and ε_1 are of Type 1 then I or J may generically be empty or an open interval whose closure is contained in $(0, 1)$.*

Let us recall below the key result in [?] about the expression of the invasion rates.

Lemma 1.2. *[?, Lemma 1.2] Assume that ε_0 and ε_1 are of Type 1 and, w.l.g., $a_0 < a_1$. The quantity $\tilde{\Lambda}_y$ can be rewritten as:*

$$\tilde{\Lambda}_y(u, v) = \frac{1}{(a_1 - a_0) \left(\frac{1}{\alpha_0} (1 - u) + \frac{1}{\alpha_1} u \right)} \mathbb{E}[\phi(U_{u,v})]$$

where $\phi : [0, 1] \rightarrow \mathbb{R}$ is defined by

$$\phi(y) = (a_0 + (a_1 - a_0)y)P\left(\frac{1}{a_0 + (a_1 - a_0)y}\right),$$

where

$$P(x) = \left(\frac{\beta_1}{\alpha_1} (1 - c_1 x)(1 - a_0 x) - \frac{\beta_0}{\alpha_0} (1 - c_0 x)(1 - a_1 x) \right) \frac{a_1 - a_0}{|a_1 - a_0|}, \quad (1.3)$$

and $U_{u,v}$ is a Beta distributed $\text{Beta}(uv, (1-u)v)$ random variable. Moreover, ϕ has the following properties:

- If I is empty then ϕ is nonpositive.
- If I is nonempty ($I = (u_1, u_2)$) then ϕ is concave, negative on $(0, u_1) \cup (u_2, 1)$ and positive on $\tilde{I} = (u_1, u_2)$.

Our first result is the precise study of the properties of $\tilde{\Lambda}_x$ and $\tilde{\Lambda}_y$ with two environments $\varepsilon_0, \varepsilon_1$ that are respectively of Type 1 and Type 2. In particular, we describe the regions where $\tilde{\Lambda}_x$ and $\tilde{\Lambda}_y$ are positive.

Theorem 1.3. *(Shape of the regions). Assume that ε_0 and ε_1 are respectively of Type 1 and Type 2. Then, there exists a function $u \mapsto v_y(u)$ from $(0, 1) \rightarrow [0, \infty]$, such that $\tilde{\Lambda}_y(u, v) < 0$ when $v < v_y(u)$ and $\tilde{\Lambda}_y(u, v) > 0$ when $v > v_y(u)$. Let a be the coefficient of second degree of polynomial P given by (??).*

If $a < 0$, there exists $0 < \alpha < \bar{\alpha} < 1$ such that v_y is infinite on $[0, \alpha]$, is decreasing and continuous on $(\alpha, \bar{\alpha})$, tends to $+\infty$ at α , tends to 0 at $\bar{\alpha}$ and is equal to 0 on $[\bar{\alpha}, 1]$.

If $a > 0$, there exists $0 < \bar{\alpha} < \alpha < 1$ such that v_y is equal to 0 on $[0, \bar{\alpha}]$, is increasing and continuous on $(\bar{\alpha}, \alpha)$, tends to 0 at $\bar{\alpha}$, tends to $+\infty$ at α , and is infinite on $[\alpha, 1]$.

Moreover, α and $\bar{\alpha}$ are explicit.

The second result is the following theorem.

Theorem 1.4. *For any (i, j) in $\{1, 2, 3, 4\}^2$, there exist two environments ε_0 of Type i and ε_1 of Type j such that the associated stochastic process has four possible regimes depending on the jump rates.*

The paper is organized as follows. In Section 2 we prove the properties of $\tilde{\Lambda}_x$ and $\tilde{\Lambda}_y$. In Section 3 we prove Theorem ???. In Section 4 we present illustrations obtained by numerical simulation. In Section 5 we study the case when the two environments are of Type 3. Finally, in Section 6, we prove Theorem ??? providing, in each case, a good couple of environments.

2 Expression of invasion rates

Lemma 2.1. *If ε_0 and ε_1 are respectively of Type 1 and Type 2, then \tilde{I} is always nonempty and there exists $0 < \alpha < 1$ (depends on $\alpha_i, \beta_i, a_i, c_i$) such that $\tilde{I} = (\alpha, 1]$.*

Proof. Set

$$R = \frac{\beta_0 \alpha_1}{\alpha_0 \beta_1}, \quad u = \frac{s \alpha_1}{\alpha_s}, \quad A = (a_1 - a_0)(R - 1), \quad B = (2a_0 - c_0 - a_1)R + (c_1 - a_0), \quad C = (c_0 - a_0)R.$$

For any $s \in (0, 1)$, we get that

$$c_s - a_s = \frac{Au^2 + Bu + C}{R(1 - u) + u}$$

where a_s and c_s are given by (??) and (??). Set

$$T(u) = Au^2 + Bu + C \quad \forall u \in [0, 1].$$

We easily get

$$T(0) = C = (c_0 - a_0)R > 0, \quad T(1) = A + B + C = c_1 - a_1 < 0.$$

Because T is a second degree polynomial with $T(0) > 0$ and $T(1) < 0$, we conclude that

$$T(u) < 0 \Leftrightarrow u > \alpha = \frac{-B - \sqrt{B^2 - 4AC}}{2A}.$$

Therefore $u \in \tilde{I} \Leftrightarrow T(u) < 0 \Leftrightarrow u > \alpha \Leftrightarrow u \in (\alpha, 1]$. As a consequence, $\tilde{I} = (\alpha, 1]$. □

Proposition 2.2. *The map $\tilde{\Lambda}_y(u, v)$ satisfies the following properties:*

For all $u \in [0, 1]$

$$\lim_{v \rightarrow \infty} \tilde{\Lambda}_y(u, v) = \beta_u \left(1 - \frac{c_u}{a_u}\right) \begin{cases} > 0 & \text{if } u \in \tilde{I} = (\alpha, 1], \\ = 0 & \text{if } u \in \partial \tilde{I} = \{\alpha\}, \\ < 0 & \text{if } u \in (0, 1) \setminus \tilde{I} = [0, \alpha), \end{cases}$$

and

$$\lim_{v \rightarrow 0} \tilde{\Lambda}_y(u, v) = \frac{1}{\frac{1}{\alpha_0}(1 - u) + \frac{1}{\alpha_1}u} \left(\left(\frac{\beta_1}{\alpha_1} \left(1 - \frac{c_1}{a_1}\right) - \frac{\beta_0}{\alpha_0} \left(1 - \frac{c_0}{a_0}\right) \right) u + \frac{\beta_0}{\alpha_0} \left(1 - \frac{c_0}{a_0}\right) \right). \quad (2.1)$$

Proof. The proposition is obtained by changing variables $(s, t) \longleftrightarrow (u, v)$ from [?, Prop. 2.3]. \square

Proposition 2.3. *There exists $0 < \bar{\alpha} < 1$ such that $\lim_{v \rightarrow 0} \tilde{\Lambda}_y(u, v) > 0$ if $u > \bar{\alpha}$ and $\lim_{v \rightarrow 0} \tilde{\Lambda}_y(u, v) < 0$ if $u < \bar{\alpha}$.*

Proof. The limit in (??) has the same sign than

$$g(u) = \left(\frac{\beta_1}{\alpha_1} \left(1 - \frac{c_1}{a_1}\right) - \frac{\beta_0}{\alpha_0} \left(1 - \frac{c_0}{a_0}\right) \right) u + \frac{\beta_0}{\alpha_0} \left(1 - \frac{c_0}{a_0}\right), \quad \forall u \in [0, 1].$$

We get

$$g(0) = \frac{\beta_0}{\alpha_0} \left(1 - \frac{c_0}{a_0}\right) < 0 \quad \text{and} \quad g(1) = \frac{\beta_1}{\alpha_1} \left(1 - \frac{c_1}{a_1}\right) > 0.$$

Since g is a linear function, $\bar{\alpha}$ is the unique zero of g and the result is clear. \square

Proposition 2.4. *Let a be the coefficient of degree 2 of polynomial P given by (??)*

$$a = \left(\frac{\beta_1}{\alpha_1} c_1 a_0 - \frac{\beta_0}{\alpha_0} c_0 a_1 \right) \frac{a_1 - a_0}{|a_1 - a_0|}.$$

If $a < 0$ (resp. $a > 0$ or $a = 0$) then $\alpha < \bar{\alpha}$ (resp. $\alpha > \bar{\alpha}$ or $\alpha = \bar{\alpha}$).

Proof. By symmetry we only consider the case $a < 0$. Without loss of generality, we assume that $a_1 > a_0$ and a becomes:

$$a = \frac{\beta_1}{\alpha_1} c_1 a_0 - \frac{\beta_0}{\alpha_0} c_0 a_1.$$

To prove that $\alpha < \bar{\alpha}$, it is sufficient to prove $A\bar{\alpha}^2 + B\bar{\alpha} + C < 0$. Since, by definition of $\bar{\alpha}$,

$$\left(\frac{\beta_1}{\alpha_1} \left(1 - \frac{c_1}{a_1}\right) - \frac{\beta_0}{\alpha_0} \left(1 - \frac{c_0}{a_0}\right) \right) \bar{\alpha} + \frac{\beta_0}{\alpha_0} \left(1 - \frac{c_0}{a_0}\right) = 0,$$

we get, multiplying by $a_0 a_1 \alpha_1 / \beta_1$, that

$$(a_0 a_1 - c_1 a_0 - R a_1 a_0 + R a_1 c_0) \bar{\alpha} + R a_1 (a_0 - c_0) = 0. \quad (2.2)$$

Replacing $\bar{\alpha}$ by its expression in (??), we get:

$$A\bar{\alpha}^2 + B\bar{\alpha} + C = \frac{R(a_1 - c_1)(a_0 - a_1)(a_0 - c_0)(a_0 c_1 - R a_1 c_0)}{(a_0 a_1 - a_0 c_1 - R a_0 a_1 + R a_1 c_0)^2}.$$

Since $c_0 > a_0, a_1 > c_1, a_1 > a_0$ and $a_0 c_1 - R a_1 c_0 = \frac{\alpha_1}{\beta_1} a < 0$, we conclude $A\bar{\alpha}^2 + B\bar{\alpha} + C < 0$. \square

3 Shape of the positivity region

Recall $a = \left(\frac{\beta_1}{\alpha_1} a_0 c_1 - \frac{\beta_0}{\alpha_0} a_1 c_0 \right) \frac{a_1 - a_0}{|a_1 - a_0|}$ is the coefficient of degree 2 of polynomial P given by (??).

Lemma 3.1. [?, Lemma 4.1] *Assume ε_0 and ε_1 are of Type 1. If \tilde{I} is nonempty, then the map $(u, v) \rightarrow \mathbb{E}[\phi(U_{u,v})]$ is increasing in v and concave in u .*

Remark 3.2. In Benaïm and Lobry's case, if I is nonempty, ϕ is concave and the parameter a is always negative. In the present case, a may be negative, positive or zero. Therefore, we have the following lemma.

Lemma 3.3. Assume ε_0 and ε_1 are respectively of Type 1 and Type 2, then the shape of ϕ depends on the sign of a :

- If a is negative, then ϕ is strongly concave and $(u, v) \rightarrow \mathbb{E}[\phi(U_{u,v})]$ is increasing in v and concave in u .
- If a is positive, then ϕ is strongly convex and $(u, v) \rightarrow \mathbb{E}[\phi(U_{u,v})]$ is decreasing in v and convex in u .
- If a is zero, then ϕ is linear and $(u, v) \rightarrow \mathbb{E}[\phi(U_{u,v})]$ is constant in v and linear in u .

Proof. This is a straightforward adaptation of [?, Lem 4.1]. □

Let us conclude this section with the proof of Theorem ??.

Proof of Theorem ??. We consider only the case $a < 0$. Set $K = (\alpha, \bar{\alpha})$. We know clearly that $v \rightarrow \tilde{\Lambda}_y(u, v)$ admits:

- negative limits at 0 and ∞ if $u \in [0, \alpha)$,
- positive limits at 0 and ∞ if $u \in (\bar{\alpha}, 1]$,
- a negative limit at 0 and a positive limit at ∞ if $u \in (\alpha, \bar{\alpha})$.

The fact that $v \mapsto \tilde{\Lambda}_y(u, v)$ is increasing justifies the existence of v_y , and we have

$$\tilde{\Lambda}_y(u, v) = 0 \Leftrightarrow u \in K, v = v_y(u).$$

Let us prove that v_y is decreasing in K . Let $\delta_1 < \delta_2$ be two points in K . Choose any $\delta_3 \in (\bar{\alpha}, 1)$, we get $\tilde{\Lambda}_y(\delta_1, v_y(\delta_1)) = 0$ and $\tilde{\Lambda}_y(\delta_3, v_y(\delta_1)) > 0$. Since $\tilde{\Lambda}_x(\cdot, v_y(\delta_1))$ is concave and $\delta_1 < \delta_2 < \delta_3$ we get $\tilde{\Lambda}_y(\delta_2, v_y(\delta_1)) > 0$. Since $\tilde{\Lambda}_y(\delta_2, \cdot)$ is increasing, we obtain $v_y(\delta_2) < v_y(\delta_1)$.

The continuity of v_y on K is a straightforward consequence of the continuity of the function $\tilde{\Lambda}_y$, which is obvious from the expression (??).

Let us show v_y tends to ∞ on α . Let $\{u_n\} \subset K : u_n \downarrow \alpha$. Since v_y is decreasing in K , we get $v_y(u_n) \uparrow v \in [0, \infty]$. If v is finite, since the zero set of $\tilde{\Lambda}_y$ is closed, by continuity, $\alpha \in K$ (impossible). So $v_y(u_n) \uparrow \infty$.

Let us prove v_y tends to 0 on $\bar{\alpha}$. Let $\{u_n\} \subset K : u_n \uparrow \bar{\alpha}$. Since v_y is decreasing in K , we get $v_y(u_n) \downarrow \epsilon \in [0, \infty)$. If $\epsilon > 0$, since $u_n < \bar{\alpha}$, we obtain $\tilde{\Lambda}_y(u_n, \epsilon/2) < 0 \forall n$. Therefore $0 < \tilde{\Lambda}_y(\bar{\alpha}, \epsilon/2) = \lim_{n \rightarrow \infty} \tilde{\Lambda}_y(u_n, \epsilon/2) \leq 0$ (impossible). As a consequence, $\epsilon = 0$ and $v_y(u_n) \downarrow 0$. □

4 Numerical illustrations

Recall that for all $u \in [0, 1]$, $v_y(u)$ and $v_x(u)$ are the unique respective solutions of

$$\tilde{\Lambda}_y(u, v) = 0 \quad \text{and} \quad \tilde{\Lambda}_x(u, v) = 0.$$

We now consider, for a varying parameter ρ , the environments

$$\varepsilon_0 = (1, 5, 2, 8, 3, 3) \quad \text{and} \quad \varepsilon_1 = (2, 11, 1, \rho, 2, 1.8). \tag{4.1}$$

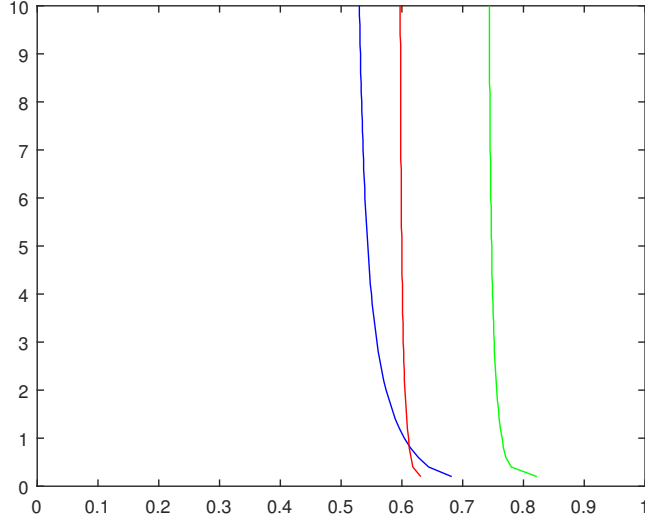


Figure 1: The blue curve is the graph of v_y (it does not depend on ρ); the green and red curves are v_x for the environments given in (??) with $\rho = 10$ and $\rho = 9$ respectively.

Figure ?? represents the "critical" functions v_y and v_x for different choices of the environments. Thanks to [?], these plots give us information about how many regimes we can observe when the jump rates are modified. For example, the plot for $\rho = 10$ has three regimes: extinction of x (on the right of the green curve), persistence (between the green and blue curves) and extinction of y (on the left of the blue curve). For $\rho = 9$, there is an additional zone (above the red curve and below the blue curve) that corresponds to jump rates leading to random extinction of a species.

5 Switching between two persistent Lotka-Volterra systems

Let us assume that ε_0 and ε_1 are of Type 3. In this case, one can easily get that extinction of species y is not possible if u is too close to 0 or 1; in other words, $[0, 1] \setminus \tilde{I}$ is either empty or is an open interval whose closure is contained in $[0, 1]$. Recall

$$R = \frac{\beta_0 \alpha_1}{\alpha_0 \beta_1}, \quad A = (a_1 - a_0)(R - 1), \quad B = (2a_0 - c_0 - a_1)R + (c_1 - a_0), \quad C = (c_0 - a_0)R.$$

Then, we get that

$$[0, 1] \setminus \tilde{I} \neq \emptyset \Leftrightarrow \begin{cases} A < 0 \\ \Delta = B^2 - 4AC > 0 \\ 0 < \frac{-B - \sqrt{\Delta}}{2A} < 1. \end{cases}$$

Moreover, if $[0, 1] \setminus \tilde{I}$ is nonempty, then the map $(u, v) \rightarrow \mathbb{E}[\phi(U_{u,v})]$ is (strictly) decreasing in v and convex in u . This is a straightforward adaptation of Lemma 4.1 in [?].

Figure ?? provides the shape of v_x and v_y for the environments $\varepsilon_0 = (6, 1, 4, 2, 1, 5)$ and $\varepsilon_1 = (3, 3, 2, 5.5, 5, 1)$. Once again, the switched process has four regimes depending on the jump rates.

Remark 5.1. *We see a surprising result : although both vector fields are persistent, the stochastic process may lead to the extinction of one of the two species.*

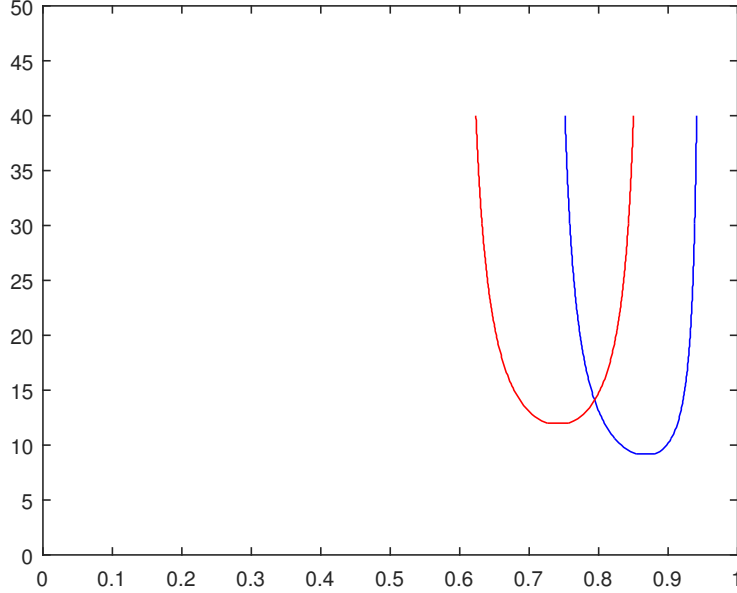


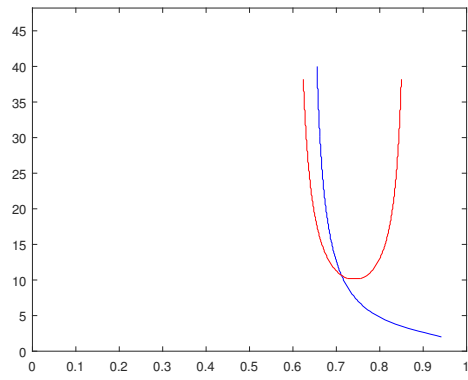
Figure 2: Graph of v_y (blue curve) and v_x (red curve) for the environments $\varepsilon_0 = (6, 1, 4, 2, 1, 5)$ and $\varepsilon_1 = (3, 3, 2, 5.5, 5, 1)$.

6 General case: proof of Theorem ??

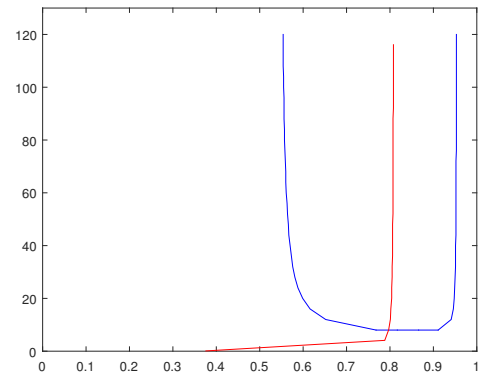
The following array presents, for any couple of types, an example of two environments that are associated to a stochastic process with four regimes depending on the jump rates. The first line has been obtained in [?]. The second line is studied in Section 2. The fifth line is studied in Section 5. The reader can easily check that the other cases correspond to Figure ??.

(F_0, F_1)	a_0	b_0	c_0	d_0	α_0	β_0	a_1	b_1	c_1	d_1	α_1	β_1
Type 1-1	1	1	2	2	1	5	3	3	4	3.5	5	1
Type 1-2	1	5	2	8	3	3	2	11	1	9	2	1.8
Type 1-3	1	1	3.5	2	1	5	5	3	4	5.5	5	1
Type 1-4	1	1	2	3.5	1	5	3	4	4	3	5	1
Type 3-3	6	1	4	2	1	5	3	3	2	5.5	5	1
Type 3-4	6	1	4	8	1	5	3	10	4	7	5	1
Type 4-4	2	2	1	1	5	1	7	3.5	4	3	1	5

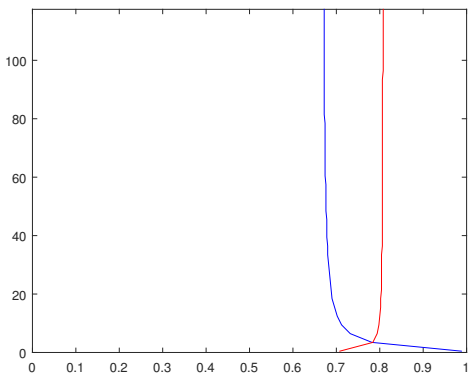
Acknowledgements. This work has been written during the stay of Tran Hoa Phu in Tours for his intership of the French-Vietnam Master in Mathematics. We acknowledge financial support from the French ANR project ANR-12-JS01-0006-PIECE.



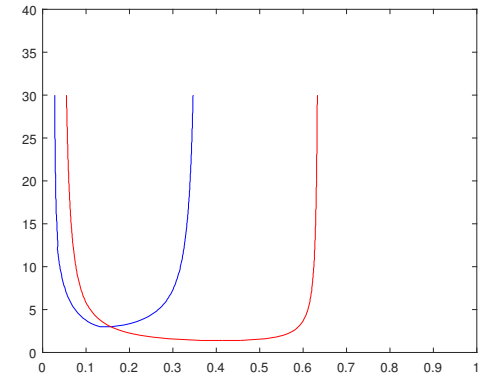
(a) Type 1-3



(b) Type 1-4



(c) Type 3-4



(d) Type 4-4

Figure 3: Graph of v_y (blue curve) and v_x (red curve) for the four last cases.

References

- [1] Y. Bakhtin and T. Hurth, *Invariant densities for dynamical systems with random switching*, *Nonlinearity* **25** (2012), no. 10, 2937–2952.
- [2] M. Benaïm, S. Le Borgne, F. Malrieu, and P.-A. Zitt, *On the stability of planar randomly switched systems*, *Ann. Appl. Probab.* **24** (2014), no. 1, 292–311. MR 3161648
- [3] M. Benaïm and C. Lobry, *Lotka Volterra with randomly fluctuating environments or "how switching between beneficial environments can make survival harder"*, Preprint available on arXiv number 1412.1107. To appear in *Annals of Applied Probability*, 2015.
- [4] M. H. A. Davis, *Piecewise-deterministic Markov processes: a general class of nondiffusion stochastic models*, *J. Roy. Statist. Soc. Ser. B* **46** (1984), no. 3, 353–388, With discussion. MR 790622
- [5] F. Malrieu, *Some simple but challenging Markov processes*, *Ann. Fac. Sci. Toulouse Math.* (6) **24** (2015), no. 4, 857–883. MR 3434260
- [6] F. Malrieu and P.-A. Zitt, *On the persistence regime for Lotka-Volterra in randomly fluctuating environments*, Preprint available on arXiv number 1601.08151, 2016.

Florent MALRIEU, e-mail: [florent.malrieu\(AT\)univ-tours.fr](mailto:florent.malrieu(AT)univ-tours.fr)

LABORATOIRE DE MATHÉMATIQUES ET PHYSIQUE THÉORIQUE (UMR CNRS 7350), FÉDÉRATION DENIS POISSON (FR CNRS 2964), UNIVERSITÉ FRANÇOIS-RABELAIS, PARC DE GRANDMONT, 37200 TOURS, FRANCE.

Tran Hoa PHU, e-mail: [thphu1\(AT\)yahoo.com](mailto:thphu1(AT)yahoo.com)

LABORATOIRE DE MATHÉMATIQUES ET PHYSIQUE THÉORIQUE (UMR CNRS 7350), FÉDÉRATION DENIS POISSON (FR CNRS 2964), UNIVERSITÉ FRANÇOIS-RABELAIS, PARC DE GRANDMONT, 37200 TOURS, FRANCE.