



HAL
open science

Low Frequency Noise Of AlGa_N/Ga_N HEMT Grown On Al₂O₃ , Si And SiC Substrates

Jean-Guy Tartarin, Geoffroy Soubercaze-Pun, Abdelali Rennane, Laurent Bary, S Delage, Robert Plana, Jacques Graffeuil

► **To cite this version:**

Jean-Guy Tartarin, Geoffroy Soubercaze-Pun, Abdelali Rennane, Laurent Bary, S Delage, et al..
Low Frequency Noise Of AlGa_N/Ga_N HEMT Grown On Al₂O₃ , Si And SiC Substrates. 18th
International Conference on Noise and Fluctuations (ICNF 2005), Sep 2005, Salamanque, Spain.
10.1063/1.2036754 . hal-01343434

HAL Id: hal-01343434

<https://hal.science/hal-01343434v1>

Submitted on 8 Jul 2016

HAL is a multi-disciplinary open access archive for the deposit and dissemination of scientific research documents, whether they are published or not. The documents may come from teaching and research institutions in France or abroad, or from public or private research centers.

L'archive ouverte pluridisciplinaire **HAL**, est destinée au dépôt et à la diffusion de documents scientifiques de niveau recherche, publiés ou non, émanant des établissements d'enseignement et de recherche français ou étrangers, des laboratoires publics ou privés.

Low Frequency Noise Of AlGa_N/Ga_N HEMT Grown On Al₂O₃, Si And SiC Substrates

J.G Tartarin¹⁻², G. Soubercaze-Pun¹⁻², A. Rennane¹⁻², L. Bary¹, S. Delage³, R. Plana¹⁻², J. Graffeuil¹⁻²

1- LAAS-CNRS, 7 av. du Colonel Roche, 31077 Toulouse cedex 4, France

2- Université Paul Sabatier, 118 rte de Narbonne, 31062 Toulouse cedex 4, France

3- TRT-TIGER, domaine de Corbeville, 91404 Orsay cedex, France

Abstract. The use of wide bandgap materials for broadcast telecommunication and defense systems allow high power, high efficiency and high integration levels of active devices thanks to their microwave electrical performances. GaN based devices have also demonstrated great potential for high frequency linear low noise applications. However, low frequency noise (LFN) performances characteristics are still under progress as they are related to the material quality and process control. As a consequence, the LFN sources identification and modeling in AlGa_N/Ga_N devices have a twofold stake: on one hand it contributes to the process improvement by the identification of the main noise sources, and on the other hand the non-linear noisy model can be used for CAD of non linear circuits such as low phase noise oscillators. This study focuses on the confrontation of High Electron Mobility Transistors (HEMT) featuring 0.15x2x50μm² gate dimension grown by MOCVD on sapphire (Al₂O₃), silicon (Si) and silicon carbide (SiC) substrates. Each substrate has got its own advantages and drawbacks in terms of cost, wafer size, thermal conductivity and lattice mismatch. This paper deals with the noise mechanisms relative to the use of several substrates: for that purpose, low frequency noise measurements have been performed under different biasing conditions for each substrate. The contributions of the different noise sources (1/f, generation-recombination centers (GR),...) are discussed for each substrate and related to each technological process.

Keywords: Low Frequency Noise, wide band-gap materials, SiC Si and sapphire substrates, G-R centers, noise parameters extraction procedure.

PACS: 05.40.Ca, 73.50.Td, 85.30.De, 85.30.Tv

STATIC MEASUREMENTS

The HEMT devices grown on Silicon, silicon carbide and sapphire substrates have been processed using the same masks set. The Aluminum content in the 2 dimension Electron Gaz (2DEG) layer ranging from 22% to 24% according to the process is however close whatever the substrate. The MOCVD technique has been used for devices grown on sapphire and silicon carbide [1] while the MBE technique has been applied for devices on Silicon [2]. Static and pulsed measurements have been largely performed using some 10 samples for each different gate geometry (length, width) to appreciate the scattering of the electrical performances over the wafer (and so the yielding of each process). The main parameters are reported on Figure 1 for devices featuring 0.15x2x50μm². Devices on SiC exhibit improved performances in terms of higher drain current, higher transconductance gain and lower gate leakage current as

well as reduced contact or channel resistance R_{ON} , thus proving a better process maturity. Moreover, a better yielding has been measured for the process on SiC substrate. The following study on low frequency noise performances has been performed on standard devices for each substrate.

TABLE 1. HEMT ($2 \times 0.15 \times 50 \mu\text{m}^2$ gate area) static parameters (mm unit refers to the normalization against the gate width of the devices).

Substrate type	Al_2O_3	Si	SiC
I_{DSS} (saturation drain current, mA/mm)	400	350	1000
V_T (threshold voltage, V)	-3.75	-3.5	-5.5
Gm max (transconductance, mS/mm)	120	100	250
I_G (gate leakage currents, μA)	0.3-0.5	30-80	<0.1
R_{ON} resistance (@ $V_{GS}=0\text{V}$, ohmic regime, Ω)	70	85	25
Ft and Fmax (GHz)	30-57	16-37	40-100

LOW FREQUENCY NOISE (LFN)

The experimental setup used is based on the transimpedance amplifier direct measurement technique which allows rapid LFN measurements from 10Hz to 100kHz. The different spectral densities on the drain (S_{ID}) and gate (S_{IG}) accesses can be simultaneously characterized as well as their cross-correlation. From a previous study on S_{ID} versus the gate width and gate length [3], we have found the main noise contribution to occur in the active region (2DEG) under the gate when the device is biased in its saturated $I_{DS}(V_{DS})$ zone. Neither the various complex noise mechanisms revealed by S_{IG} measurements, nor the cross-correlation will be described in this paper. Only the S_{ID} spectral measurements will be discussed in the next paragraphs: the correlation has been found to be null, and so S_{IG} impacts lowly on the overall noise in circuits such as oscillators. Moreover, we have developed an analytical extraction procedure (MatLab) to get the different noise parameters contributions (1/f and generation-recombination G-R centers, noise floor, ...). Figure 1 illustrates the different extracted noise contributions for a HEMT on SiC substrate.

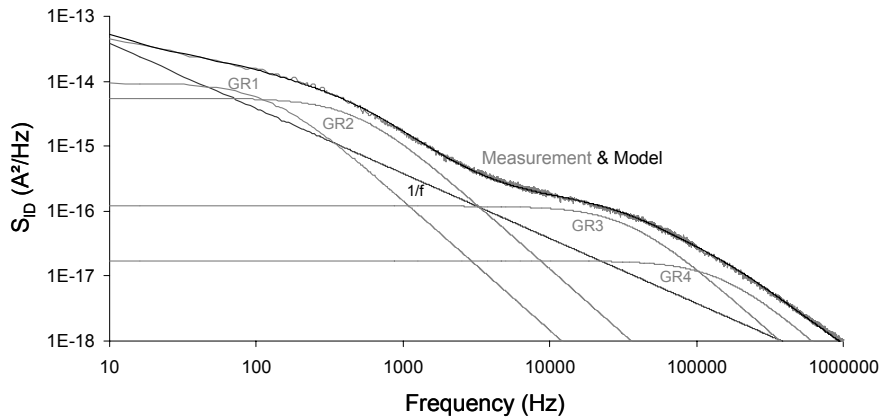


FIGURE 1. Extracted low frequency noise sources ($0.25 \times 2 \times 75 \mu\text{m}^2$ HEMT @ $V_{GS}=-2\text{V}$, $V_{DS}=16\text{V}$)

The robustness of this procedure has been checked with analytical noisy spectra to ensure the uniqueness of the parameters convergence. More than 6 G-R centers, as

well as flicker noise and floor noise can be extracted over the considered frequency range. The extraction accuracy is just limited by the noise contribution weight in the overall noise (the weaker the noise contribution, the worse the accuracy).

LFN Measurements - Linear Biasing Operating Mode

This study in the static $I_{DS}(V_{DS})$ Ohmic region allows the location and the quantification of the dominating noise source that take place in the active 2DEG channel or in the contact resistances. The technique proposed by Peransin [4] is used in Figure 2. This method states that only flicker noise is taken into account.

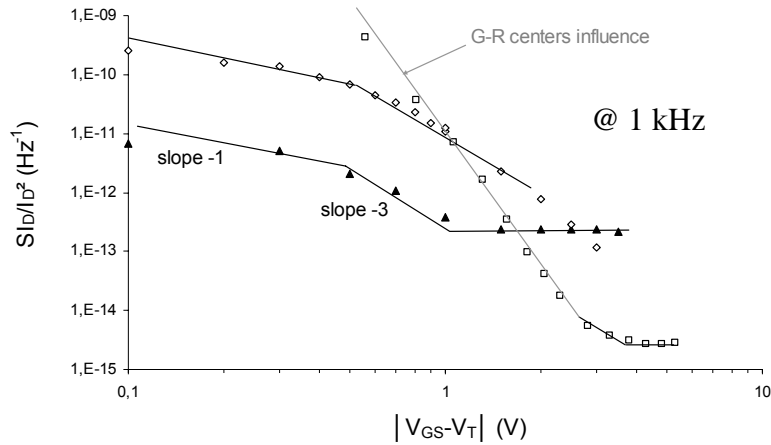


FIGURE 2. LFN measured @ 1kHz (Ohmic region) according to Peransin's technique applied to AlGaN/GaN HEMT featuring $0.15 \times 2 \times 50 \mu\text{m}^2$: \blacktriangle Al_2O_3 , \square SiC, \diamond Si substrates

From the -1 slope for devices on Si and Al_2O_3 substrates (knowing the carrier density and mobility), the Hooge parameters have been estimated respectively at $1,5 \cdot 10^{-3}$ and 10^{-4} . These results are coherent with the higher dislocations in the 2DEG for device grown on silicon than on sapphire, mainly attributed to higher lattice mismatch and threading dislocations for devices on Si. If only flicker noise contributes to the S_{ID} spectra for the two previous substrates, the devices on SiC substrate suffer from numerous G-R centers. Even after the extraction of the Flicker noise contribution, a non-realistic slope value of -7 already hinder to access the Hooge coefficient for that substrate. The extracted G-R magnitudes also exhibit a -6 slope dependency with the gate biasing voltage for the same biasing range: we assume the presence of another G-R center out of band that raise the S_{ID} spectra, thus raising the apparent extracted $1/f$ contribution. However, from the extrapolated -3 slope dependency ($1/f$), the maximum Hooge parameter for devices on SiC still remains below that of devices on Sapphire, indicating a higher degree of structural perfection.

The constant normalized spectral density values near $V_{GS}=0\text{V}$ refers to the noise in the access and contact resistances. This plateau does not appear for device on Si, because the noise in the 2DEG channel is still dominating that in the accesses and contacts resistances. The lower value (2 orders of magnitude) for devices on SiC below that of transistors on Al_2O_3 corroborates the static measurements from table 1. The GaN layer structural perfection and Ohmic contacts appreciations from figure 2 reveal the better process mastership for devices on SiC.

LFN Measurements - Saturated Biasing Operating Mode

Devices on sapphire and silicon with a single $1/f$ dependency exhibit a proportional variation of S_{ID} versus I_D . But the presence of the G-R centers for devices on SiC is much more difficult to model. From figure 3, we can notice the trapping contribution (4 G-R centers) and the lower $1/f$ extracted source for devices on SiC. Some of these G-R centers can be attributed to trapping effects due to the presence of hydrogen in the 2DEG (that behaves as an acceptor in n-GaN, and traps the carriers [5]).

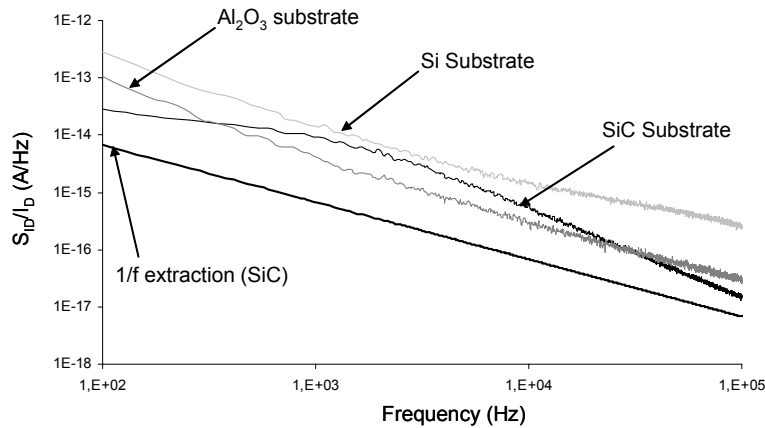


FIGURE 3. Normalized spectral density for a $0.15 \times 2 \times 50 \mu m^2$ HEMT ($V_{GS} = -2V$, $V_{DS} = 6V$)

CONCLUSIONS

The results presented put forward the differences on the LFN performances of AlGaIn/GaN HEMT grown on Al_2O_3 , Si, and SiC substrates. Devices on SiC exhibit the best contact process and 2DEG layer quality, in spite of the presence of numerous G-R centers. This technology is still promising, once removing these defects.

ACKNOWLEDGMENTS

The authors would like to thank the French Ministry for Scientific Research and ESA for their financial support (contracts RNRT ANDRO and N°16013/02/NL/CK).

REFERENCES

1. M-A. di Forte-Poisson et Al., "MOCVD growth of group III nitrides for high power, high frequency applications" in Phys. Stat. Sol. (c) 2, No. 3, 2005, pp. 947-955.
2. F. Semond et Al., "Molecular Beam Epitaxy of group-III nitrides on silicon substrates : growth properties and device applications", Phys. Stat. Sol. (a), No 2, 2001, 188, pp. 501-510
3. J.G. Tartarin et Al., "Using low frequency noise characterization of AlGaIn/GaN HEMT as a tool for technology assessment and failure prediction", Noise in Devices and Circuits II, Proc. of SPIE, Vol. 5470, Maspalomas, Spain, May 2004, pp.296-306.
4. J.M Peransin et Al., "1/f noise in MODFET's at low drain bias", IEEE Trans. On Electr. Dev., Vol. 37, No. 10, pp. 2250-2253, Oct. 1990.
5. J.M Arroyo et Al., "Effect of Deuterium diffusion on the electrical properties of AlGaIn/GaN heterostructures", MRS-symposium E March 2005, San Francisco, USA.