



HAL
open science

Generation-Recombination Defects In AlGa_N/Ga_N HEMT On SiC Substrate, Evidenced By Low Frequency Noise Measurements And SIMS Characterization

Jean-Guy Tartarin, Geoffroy Soubercaze-Pun, Jean-Laurent Grondin, Laurent Bary, Jaime Mimila-Arroyo, Jacques Chevallier

► To cite this version:

Jean-Guy Tartarin, Geoffroy Soubercaze-Pun, Jean-Laurent Grondin, Laurent Bary, Jaime Mimila-Arroyo, et al.. Generation-Recombination Defects In AlGa_N/Ga_N HEMT On SiC Substrate, Evidenced By Low Frequency Noise Measurements And SIMS Characterization. 19th International Conference on Noise and Fluctuations (ICNF 2007), Sep 2007, Tokyo, Japan. 10.1063/1.2759658 . hal-01343422

HAL Id: hal-01343422

<https://hal.science/hal-01343422>

Submitted on 8 Jul 2016

HAL is a multi-disciplinary open access archive for the deposit and dissemination of scientific research documents, whether they are published or not. The documents may come from teaching and research institutions in France or abroad, or from public or private research centers.

L'archive ouverte pluridisciplinaire **HAL**, est destinée au dépôt et à la diffusion de documents scientifiques de niveau recherche, publiés ou non, émanant des établissements d'enseignement et de recherche français ou étrangers, des laboratoires publics ou privés.

Generation-Recombination Defects In AlGa_N/Ga_N HEMT On SiC Substrate, Evidenced By Low Frequency Noise Measurements And SIMS Characterization

Jean-Guy Tartarin^{+,*}, Geoffroy Soubercaze-Pun⁺⁰, Jean-Laurent Grondin^{+,*}, Laurent Bary⁺, Jaime Mimila-Arroyo[#], Jacques Chevallier[#]

⁺ LAAS-CNRS, 7 av. Colonel Roche, 31077 Toulouse cedex 4, France

^{*} University of Toulouse III, 118 rte de Narbonne, 31.062 Toulouse, France

⁰ Thales Alenia Space, 26 av. Champollion, BP 1187, 31.037Toulouse, France

[#]LPSC, 1 place Aristide Briand, 92.195 Meudon, France

Abstract. Wide bandgap devices such as AlGa_N/Ga_N High Electron Mobility Transistors (HEMT) grown on silicon carbide (SiC) substrate are investigated. Low frequency noise (LFN) measurements have been carried out to evaluate the structural perfection of dual gated HEMT devices featuring 0.25x2x75μm² gate area: generation-recombination (GR) processes are evidenced. Two sets of GR-bulges related respectively to AlGa_N/Ga_N interface and quantum well are identified. Each GR-bulge is composed of two GR centers. The devices are then characterized in a temperature controlled oven, and these GR centers are extracted from LFN spectra versus temperature. Activation energies of the defects located at the AlGa_N/Ga_N interface are measured at 0.38±0.05eV and 0.21±0.05eV using Arrhenius plots under saturated biasing conditions. Equivalent activation energies are extracted under ohmic biasing conditions. These results are compared with SIMS measurements, using the deuterium in diffusion condition as a probe to integrally explore the presence of defects throughout the AlGa_N-Ga_N HEMT structure. Large concentrations of deuterium (more than 10²⁰ D concentration per cm³) are measured at the AlGa_N/Ga_N interface and in the 2DEG layer, thus proving the presence of numerous vacancies at the AlGa_N/Ga_N interface as well as in the 2DEG. From the confrontation with previously published results, the defects might be assigned to the nitrogen vacancy and to Mg_{Ga}-V_N complexes.

Keywords: trapping detrapping effects, Low frequency noise, SIMS, activation energy, GaN.

PACS: 72.20.Jv, 72.70.+m, 72.80.Ey

ALGAN/GAN HEMT FOR LOW NOISE APPLICATIONS

Although GaN technologies were initially developed for solid state power amplifiers (SSPA), it has been recently demonstrated that AlGa_N/Ga_N High Electron Mobility Transistor (HEMT) are also suitable for low noise applications such as low noise amplifiers (LNA) [1][2] and low phase noise oscillators [3]. Here, low frequency noise (LFN) measurements are used to identify the defects induced in AlGa_N/Ga_N HEMT, impacting non-linear noise applications and reliability. LFN measurements on HEMT can be used to identify the defects, and thus improve both the technological process and the reliability of the devices.

Static Measurements And Low Frequency Noise Characterization

HEMT devices are grown by MOCVD on silicon carbide (SiC) substrate (TIGER process). High drain current (1A/mm), high transconductance (250mS/mm) and low gate leakage current ($<0.1\mu\text{A}$) as well as reduced contact (11Ω) and R_{ON} channel resistances (25Ω) are measured, highlighting the good process maturity. The transition and maximum frequencies are measured respectively at 40 GHz and 100 GHz.

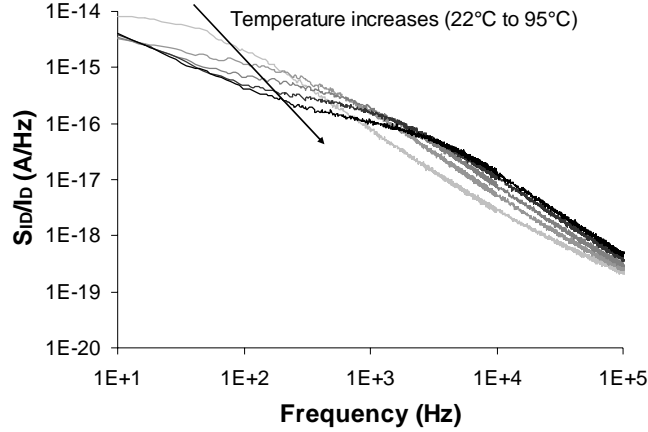


FIGURE 1. normalized drain current spectral density spectra $S_{\text{ID}}/I_{\text{D}}$ versus frequency for different ambient temperatures ($22^{\circ}\text{C} < T < 95^{\circ}\text{C}$). The device under test features $2 \times 0.25 \times 75 \mu\text{m}^2$ gate area.

From LFN study, no cross-correlation is found between S_{ID} and S_{IG} spectral densities, and only S_{ID} spectra are considered next (fig. 1). LFN spectra are measured in the range of 10 Hz – 100 kHz. The measurements are performed on packaged devices in a temperature controlled oven: S_{ID} features $1/f$ flicker noise contribution with a generation recombination (GR) bulge composed by two Lorentzian's noise sources. These two GRs are extracted using an accurate mathematical procedure.

Activation Energies Under Ohmic And Saturated Biasing Conditions

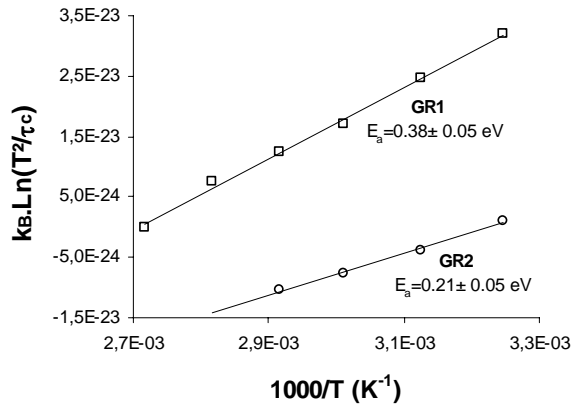


FIGURE 2. Arrhenius plot for GR1 and GR2 trapping/detrapping centers, for temperatures varying from 22°C to 95°C . The device featuring $2 \times 0.25 \times 75 \mu\text{m}^2$ gate area is biased in the saturated regime.

A study at constant $V_{GS}=0V$ and $V_{DS}=6V$ (figure 1) for different ambient temperature ranging from 22 K to 95 K is performed. The two G-Rs centers GR1 and GR2 contributing to the LFN bulge are extracted from each different spectrum. Figure 2 illustrates the Arrhenius plots for the trapping detrapping centers, and activation energies are found at 0.38 ± 0.05 eV and at 0.21 ± 0.05 eV respectively for GR1 and GR2 (τ_c represents the capture time constant of the trap, issued from the cutoff frequency of the GR lorentzian's noise source). Activation energies are extracted respectively at 0.39 ± 0.05 eV and 0.29 ± 0.05 eV respectively for GR1 and GR2 under ohmic biasing conditions. Thus we can suppose that the same defect is activated under linear and saturated operating modes.

SIMS CHARACTERIZATION ON DEUTERATED STRUCTURES

Secondary Ions Mass Spectrometry (SIMS) are also performed on AlGaIn/GaN samples issued from the same wafer, without any metallization for the gate, drain or source accesses Hydrogen usually bonds to defects in semiconductors: Deuterium in-diffusion in the AlGaIn-GaN HEMT structure has been already published [4]. The deuterium in diffusion conditions are optimized in order to use it as a probe to integrally explore the presence of defects throughout the AlGaIn-GaN HEMT structure (AlGaIn, interface and GaN layers). The in diffusion of deuterium in the AlGaIn-GaN structure produces a profile composed of three parts, as shown in figure 3.

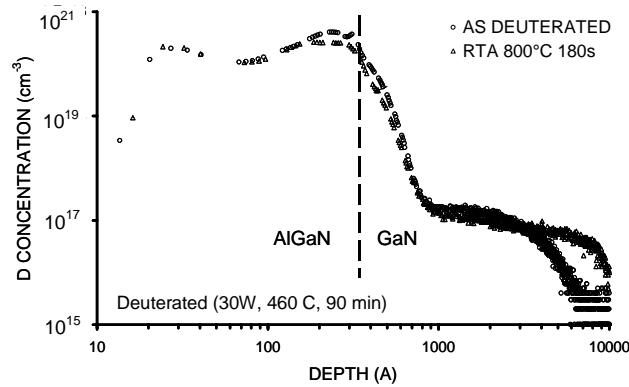


FIGURE 3. Deuterium concentration versus sample depth, using SIMS technique.

The first part, with a deuterium concentration in the middle 10^{20} cm^{-3} reaching a depth identical to the AlGaIn thickness and displaying a concentration maximum at the interface, shows the deuterium trapped by defects in this layer and at the interface. The second part, located at the GaN side of the AlGaIn-GaN interface, 30 to 80 nm in figure 3, corresponds to deuterium trapped by the two dimension electron gas, as there deuterium behaves like an acceptor becoming H^- , whose activation energy to diffuse is quite high ~ 3.4 eV (larger than our activation energies). The third part of the deuterium profile, that covers the whole thickness of the GaN layer, is a long deuterium plateau at a concentration close to 10^{17} cm^{-3} which corresponds to deuterium complexed with some acceptor impurity.

DISCUSSIONS

HEMT device is based on majority carriers: the noise sources are constituted by charges at energy levels in the forbidden band gap that should interact with the conduction band. From our LFN measurements two trapping centers located at 0.21 ± 0.05 and 0.38 ± 0.05 eV have been extracted. On the other hand deep level transient spectroscopy studies have show the presence of levels located at 0.2, 0.21 [5] and 0.44 eV [6] from the conduction band, with capture cross sections of $8.4 \times 10^{-17} \text{ cm}^{-2}$, $1.6 \times 10^{-14} \text{ cm}^{-2}$ and $1.3 \times 10^{-15} \text{ cm}^{-2}$, respectively. The level located at 0.21 eV with capture cross section of $1.6 \times 10^{-14} \text{ cm}^{-2}$ has been assigned to the nitrogen vacancy, V_N [5]. From the behavior shown by the extracted levels through our LFN measurements it can be concluded that we are dealing with levels displaying similar capture cross sections and concentrations. Then, from the two levels around 0.2 eV, the one featuring a capture cross section of $8.4 \times 10^{-17} \text{ cm}^{-2}$ can be ruled out. Thus, we conclude that in our case the LFN extracted level at 0.21 ± 0.05 might be assigned to the nitrogen vacancy. For the 0.38 ± 0.05 eV level, it has been reported that the acceptor Mg_{Ga} paired to the nitrogen vacancy, $Mg_{Ga}-V_N$ introduces a donor level at 0.43 eV [7]. Given the high temperatures used to grow the non-intentionally doped GaN (location of the 2DEG) high nitrogen vacancy concentration can be expected close to 10^{17} cm^{-3} according to our SIMS measurements. Some nitrogen vacancies remain isolated yielding the level discussed above and some might get paired forming complex with residual acceptor Mg_{Ga} whose presence seems to be confirmed by the stable deuterium plateau obtained, as well, by our deuteration and SIMS experiments.

ACKNOWLEDGMENTS

This work is supported by the French Ministry of Research under RNRT's financial project (ANDRO). The authors specially want to thank TIGER (Thales Research Technology and IEMN CNRS laboratory) for providing the devices of this study.

REFERENCES

1. J.G. Tartarin *et al.* "Low frequency and linear high frequency noise performances of AlGaIn/GaN grown on SiC substrate," Gallium Arsenide and Other Semiconductor Application Symposium, October 2005, pp 277-280.
2. D. Krausse *et al.* "Robust GaN HEMT Low-noise amplifier MMIC for X-band applications", Gallium Arsenide and Other Semiconductor Application Symposium, October 2004, pp 71-74.
3. G. Soubercaze-Pun *et al.* "Design of a X-band GaN oscillator: from the low frequency noise device characterization and large signal modeling to circuit design" International Microwave Symposium, Microwave Theory and Technique MTT'S 06, San Francisco, USA, June 2006, pp. 747-750.
4. J. Chevallier *et al.*, "Solid State Phenomena", Vols. 85-86, 2002 pp. 203.
5. Z.Q. Fang *et al.*, "Deep centers in n-GaN grown by reactive molecular beam epitaxy", Applied Physics Letters, Vol. 72, N° 18, 4 May 1998, pp. 2277-2279.
6. S. Danylyuk, "Design and development of radiation-resistant and low-noise semiconductor transistors for applications in high frequency communication systems", Institut für Schichten und Grenzflächen, ISSN 0944-2952, December 2004.
7. U. Kaufmann, M. Kunzer, M. Maier, H. Obloh, A. Ramakrishnan, B. Santic, and P. Schlotter, Appl. Phys. Lett. 72, 1326 (1998).