



HAL
open science

Convective dynamo action in a spherical shell: symmetries and modulation

Raphaël Raynaud, Steven M. Tobias

► **To cite this version:**

Raphaël Raynaud, Steven M. Tobias. Convective dynamo action in a spherical shell: symmetries and modulation. *Journal of Fluid Mechanics*, 2016, 799 (R6), 10.1017/jfm.2016.407 . hal-01342498

HAL Id: hal-01342498

<https://hal.science/hal-01342498>

Submitted on 6 Jul 2016

HAL is a multi-disciplinary open access archive for the deposit and dissemination of scientific research documents, whether they are published or not. The documents may come from teaching and research institutions in France or abroad, or from public or private research centers.

L'archive ouverte pluridisciplinaire **HAL**, est destinée au dépôt et à la diffusion de documents scientifiques de niveau recherche, publiés ou non, émanant des établissements d'enseignement et de recherche français ou étrangers, des laboratoires publics ou privés.

Convective dynamo action in a spherical shell: symmetries and modulation

Raphaël Raynaud^{1,2,†} and Steven M. Tobias³

¹School of Astronomy, Institute for Research in Fundamental Sciences (IPM), 19395-5531, Tehran, Iran

²LERMA, Observatoire de Paris, PSL Research University, CNRS, Sorbonne Universités, UPMC Univ. Paris 06, École normale supérieure, F-75005, Paris, France

³Department of Applied Mathematics, University of Leeds, Leeds LS2 9JT, UK

(Received 16 March 2016; revised 1 May 2016; accepted 13 June 2016)

We consider dynamo action driven by three-dimensional rotating anelastic convection in a spherical shell. Motivated by the behaviour of the solar dynamo, we examine the interaction of hydromagnetic modes with different symmetries and demonstrate how complicated interactions between convection, differential rotation and magnetic fields may lead to modulation of the basic cycle. For some parameters, Type 1 modulation occurs by the transfer of energy between modes of different symmetries with little change in the overall amplitude; for other parameters, the modulation is of Type 2 where the amplitude is significantly affected (leading to grand minima in activity) without significant changes in symmetry. Most importantly we identify the presence of ‘supermodulation’ in the solutions where the activity switches chaotically between Type 1 and Type 2 modulation; this is believed to be an important process in solar activity.

1. Introduction

The origin of magnetic activity in stellar interiors is a fundamental problem of magnetohydrodynamics. The global solar magnetic field oscillates with a mean period of twenty-two years (leading to an eleven-year activity cycle) and is believed to be generated via a dynamo acting (at least in part) deep within the Sun. The Sun’s magnetic field is largely dipolar; i.e. the mean azimuthal field that leads to the formation of active regions is generally antisymmetric about the equator. However, when this field is weak at the end of a cycle, it takes on a more mixed character, with a quadrupole component that becomes significant (Sokoloff & Nesme-Ribes 1994). Furthermore, direct observations and proxy data demonstrate that the amplitude of the solar cycle is modulated on longer time scales. There is indeed a period of reduced activity between 1645 and 1715 — the Maunder minimum — when the occurrence of sunspots was much reduced (Eddy 1976; Usoskin *et al.* 2015). Analysis of the abundances of the cosmogenic isotopes ¹⁰Be in polar ice and ¹⁴C in tree rings reveals 27 grand minima in the past 11 000 yr, separated by aperiodic intervals of approximately 200 yr (Usoskin 2013; McCracken *et al.* 2013). A key observation for our understanding of the processes leading to modulation is that as the Sun emerged from the Maunder minimum, sunspots were largely restricted to the southern hemisphere, showing that the magnetic field emerged with a mixed character with both dipole and quadrupole components (Sokoloff & Nesme-Ribes 1994). Moreover, between 1750 and 1775, the solar magnetic field took on a more quadrupolar character, with sunspots appearing at the equator (Arlt 2009). There is now evidence

† Email address for correspondence: raphael.raynaud@ipm.ir

from the cosmogenic isotope records that the Sun switches on a long time scale between strong modulation with clusters of deep grand minima and weaker modulation, which can be associated with symmetry breaking. This ‘supermodulation’ is an example of chaotic (though deterministic) modulational effects (Weiss & Tobias 2016). Evidence for modulation in other stars arises from the long-term monitoring of the CaII H+K flux of solar-type stars started by Wilson in 1968. The so-called Mount Wilson Observatory survey provides a panel of different stellar activities, in which 60% of stars exhibit periodic variations, and 25% show irregular or aperiodic variability (Baliunas *et al.* 1998; Oláh *et al.* 2009). Evidence for changes of symmetry in young rapidly rotating stars is also now beginning to emerge (Hackman *et al.* 2016).

Stellar magnetic fields are thought to be maintained against ohmic dissipation by dynamo action through the flow of an electrically conducting fluid (Moffatt 1978). Although it is known that systematic activity can be generated through the interaction of turbulent flows with rotation, shear and magnetic fields, no satisfactory, self-consistent nonlinear model of dynamo action is currently available (Jones *et al.* 2010; Charbonneau 2014). Direct numerical simulations aimed at understanding these interactions are restricted to parameters well away from those pertaining to stellar interiors (with Reynolds numbers and magnetic Reynolds numbers (Rm) orders of magnitudes smaller than would be realistic). For this reason, much attention has been focused on mean-field models of dynamo action (Krause & Rädler 1980). In this paradigm, only the large-scale flows and magnetic fields are modelled, with small-scale interactions being parameterised via transport coefficients such as the α -tensor and the turbulent diffusivity. Although there are many issues with the mean-field formalism — primary among these is whether mean fields can ever be seen at high Rm or whether the solution is dominated by the fluctuations — these models are of use in describing the dynamics of mean fields once they have been generated. In particular, the mean-field equations naturally respect the symmetries of the underlying rotating spherical system (Knobloch 1994), and capture the nonlinear interactions between magnetic modes of different symmetries and the underlying large-scale velocity field that is driving the dynamo.

Mean-field dynamo models have demonstrated that modulation of the basic cycle may occur through stochastic fluctuations in the underlying transport coefficients (Schmitt *et al.* 1996; Choudhuri & Karak 2012; Hazra *et al.* 2014) or more naturally via nonlinear interactions inherent in the dynamo equations leading to chaotic (though deterministic) modulation (Pipin 1999; Bushby & Mason 2004). The type of modulation can be classified according to the key nonlinear interactions that are primarily responsible (Tobias 2002). In the first (Type 1 modulation) magnetic modes of different symmetry (e.g. dipole and quadrupole modes) interact to produce modulation of the basic cycle, with significant changes in the symmetry (parity) of solutions. This behaviour is similar to that seen in the sunspot record over the past 300 years. In the second (imaginatively termed Type 2 modulation) a magnetic mode with a given symmetry undergoes modulation via interaction with a large-scale velocity field; here changes in the amplitude of the basic cycle occur with no significant changes in the symmetry of solutions. Recently, Weiss & Tobias (2016) have argued from analysis of cosmogenic isotope records that both of these modulational mechanisms have been at play in the solar dynamo, leading to ‘supermodulation’ on long time scales. The precise modulational effects important in the system are sometimes model-dependent. For this reason, progress can also be made by considering low-order systems based on symmetry considerations (Knobloch & Landsberg 1996; Knobloch *et al.* 1998; Weiss 2011). These models demonstrate that the dynamics found in the ad hoc mean-field models is robust and may be expected in simulations of the full three-dimensional dynamo system. Symmetry arguments have also proved useful

in explaining the dynamics of dynamo experiments and the geodynamo where the first bifurcation is stationary (Pétronis *et al.* 2009).

In this paper, we present the results of three-dimensional numerical solutions of dynamos driven by anelastic convection in a spherical shell. We do not attempt to model solar convection directly, as this is well beyond the scope of modern-day computations. Rather, we focus on the symmetries and nonlinear interactions that lead to modulation in dynamos, and provide examples of the basic types of modulation and of supermodulation. These results are important for our understanding of magnetic field generation via dynamo action, not only in late-type stars, but also in other astrophysical objects such as planets.

2. Governing equations

We consider electrically conducting fluid in a spherical shell rotating at angular velocity $\Omega \mathbf{e}_z$. The shell is bounded by two concentric spheres of radius r_i and r_o and we define the shell width $d = r_o - r_i$ and aspect ratio $\chi = r_i/r_o$. We rely on the LBR anelastic approximation (Braginsky & Roberts 1995; Lantz & Fan 1999) to model a perfect gas with kinematic viscosity ν , turbulent entropy diffusivity κ , specific heat c_p and magnetic diffusivity η (all assumed to be constant). The gravity is given by $\mathbf{g} = -GM\mathbf{e}_r/r^2$, where G is the gravitational constant and M is the central mass. The equilibrium polytropic solution of the anelastic system defines the reference state pressure $\bar{P} = P_c \zeta^{n+1}$, density $\bar{\rho} = \rho_c \zeta^n$ and temperature $\bar{T} = T_c \zeta$, with $\zeta = c_0 + c_1 d/r$, $c_0 = (2\zeta_0 - \chi - 1)/(1 - \chi)$, $c_1 = (1 + \chi)(1 - \zeta_0)/(1 - \chi)^2$ and $\zeta_0 = (\chi + 1)/(\chi \exp(N_\rho/n) + 1)$. The constants P_c , ρ_c and T_c are the reference-state pressure, density and temperature mid-way between the inner and outer boundaries. These reference values serve as units for these variables, whilst length is scaled by d , time by d^2/η , entropy by Δs (the entropy drop across the layer) and magnetic field by $\sqrt{\Omega \rho_c \mu \eta}$, where μ is the magnetic permeability. Then, the governing equations are (Jones *et al.* 2011)

$$\frac{D\mathbf{v}}{Dt} = Pm \left[-\frac{1}{E} \nabla \frac{P'}{\zeta^n} + \frac{Pm}{Pr} Ra \frac{s}{r^2} \mathbf{e}_r - \frac{2}{E} \mathbf{e}_z \times \mathbf{v} + \mathbf{F}_\nu + \frac{1}{E \zeta^n} (\nabla \times \mathbf{B}) \times \mathbf{B} \right], \quad (2.1)$$

$$\frac{\partial \mathbf{B}}{\partial t} = \nabla \times (\mathbf{v} \times \mathbf{B}) + \nabla^2 \mathbf{B}, \quad (2.2)$$

$$\frac{Ds}{Dt} = \zeta^{-n-1} \frac{Pm}{Pr} \nabla \cdot (\zeta^{n+1} \nabla s) + \frac{Di}{\zeta} [E^{-1} \zeta^{-n} (\nabla \times \mathbf{B})^2 + Q_\nu], \quad (2.3)$$

with the constraints $\nabla \cdot (\zeta^n \mathbf{v}) = 0$ and $\nabla \cdot \mathbf{B} = 0$. In the Navier-Stokes equation (2.1), P' denotes the pressure perturbation and the viscous force \mathbf{F}_ν is given by $\mathbf{F}_\nu = \zeta^{-n} \nabla \mathbf{S}$, with $S_{ij} = 2\zeta^n (e_{ij} - \frac{1}{3} \delta_{ij} \nabla \cdot \mathbf{v})$ and $2e_{ij} = \partial_j v_i + \partial_i v_j$. The expressions for the dissipation parameter Di and the viscous heating Q_ν in (2.3) are $Di = c_1 Pr / (Pm Ra)$ and $Q_\nu = 2 [e_{ij} e_{ij} - \frac{1}{3} (\nabla \cdot \mathbf{v})^2]$. Following Jones *et al.* (2011), we impose stress-free boundary conditions for the velocity field, and the magnetic field matches a potential field inside and outside the fluid shell. The convection is driven by an imposed entropy difference Δs between the inner and outer boundaries. The above system involves seven control parameters: the Rayleigh number $Ra = GMd\Delta s / (\nu \kappa c_p)$, the Ekman number $E = \nu / (\Omega d^2)$, the Prandtl number $Pr = \nu / \kappa$, the magnetic Prandtl number $Pm = \nu / \eta$, together with the aspect ratio χ , the polytropic index n and the number of density scale heights $N_\rho \equiv \ln [\bar{\rho}(r_i) / \bar{\rho}(r_o)]$. We set $E = 10^{-4}$, $Pr = 1$, $Pm = 1$, $\chi = 0.35$, $n = 2$ and choose a relatively weak density stratification $N_\rho = 0.5$, to limit the computational time. The critical Rayleigh number for the linear onset of convection is then $Ra_c = 3.34 \times 10^5$ (after Schinnerer *et al.* 2014).

The anelastic equations are integrated for between 5 and 60 magnetic diffusion times, which is certainly long enough to establish dynamo action, utilising the pseudo-spectral code PARODY (Dormy *et al.* 1998), whose anelastic version (Schrinner *et al.* 2014) reproduces the anelastic dynamo benchmark proposed by Jones *et al.* (2011). Typical resolutions use 288 points in the radial direction and a spherical harmonic decomposition truncated at degree $l_{\max} \sim 80$ and order $m_{\max} \sim 60$. As an empirical validation of convergence, we ensure for both spectra a decrease of more than three orders of magnitude over the range of l and m . We define the kinetic energy $E_k = \frac{1}{2} \int \zeta^n \mathbf{v}^2 dV$ and the magnetic energy $E_b = Pm/(2E) \int \mathbf{B}^2 dV$. With our choice of units, a non-dimensional measure of the velocity amplitude is naturally given by the magnetic Reynolds number $Rm = \sqrt{2E_k/V}$, V being the volume of the fluid shell. Crucially for this investigation, which is concerned with the symmetries of the solutions about the equatorial plane, we also decompose both the kinetic and magnetic energies according to their symmetry about the equator (E_k^S , E_k^A , E_b^S and E_b^A respectively). For clarity, we prefer to avoid the terms dipole and quadrupole families which are also in use to denote the different parities of the magnetic field; we further adopt the same definition as Knobloch *et al.* (1998), according to which *symmetric* refers to an overall field with *dipole* symmetry (and vice versa). This choice is consistent with the properties of pseudo-vectors: the dipole family is invariant under reflection with respect to the equatorial plane, but the quadrupole family is not.

3. Results

In this paper, we aim to study the symmetry interactions and low-frequency modulations of the dynamo waves that are characteristics of the so-called multipolar dynamo branch (Gastine *et al.* 2012; Schrinner *et al.* 2014). This branch is the only one that can be sustained at low magnetic Reynolds number $Rm \sim 40$ (Raynaud *et al.* 2015). We stress at the outset that the dynamo magnetic fields we consider here, independent of their symmetry about the equator, are dominated by their $m = 1$ component and note that this differs from the Sun — although the Sun does show a tendency for active longitudes. By considering almost Boussinesq models with $N_g = 0.1$, Raynaud *et al.* (2014) showed that the non-axisymmetry is related to the choice of a gravity profile corresponding to a central mass distribution. It should be noted that at the low values of Rm considered here the advective time is comparable with the ohmic diffusive time (in contrast to stars). These solutions are usually interpreted in terms of Parker (1955) waves, in both the Boussinesq (Busse & Simitev 2006; Schrinner *et al.* 2011; Dietrich *et al.* 2013) and anelastic frameworks (Gastine *et al.* 2012), although this interpretation relies on crude estimates of the α -effect via the flow helicity. Following the methodology of Schrinner *et al.* (2012), we confirm the key role played by differential rotation in the generation of the toroidal magnetic field in our sample of models. It is well known that the $\alpha\Omega$ dynamo instability generically sets in as a Hopf bifurcation leading to oscillatory solutions. Our aim here is to identify the changes in the symmetry of the solutions as Ra is increased with other parameters held fixed. In practice, we easily distinguish different branches of solution by restarting from the closest simulations performed with other parameters; in a few cases, we also tested their stability by restarting the simulation after killing one or the other parity of the magnetic field. At $Ra = 1.39 \times 10^6$, the flow does not break the equatorial symmetry and magnetic modes of different parity are linearly decoupled. Depending on the choice of the initial conditions, we effectively observe a bistability between symmetric and antisymmetric solutions, illustrated by the red cross and the red dot in figure 1a. In this figure, the trajectory of the system is projected for

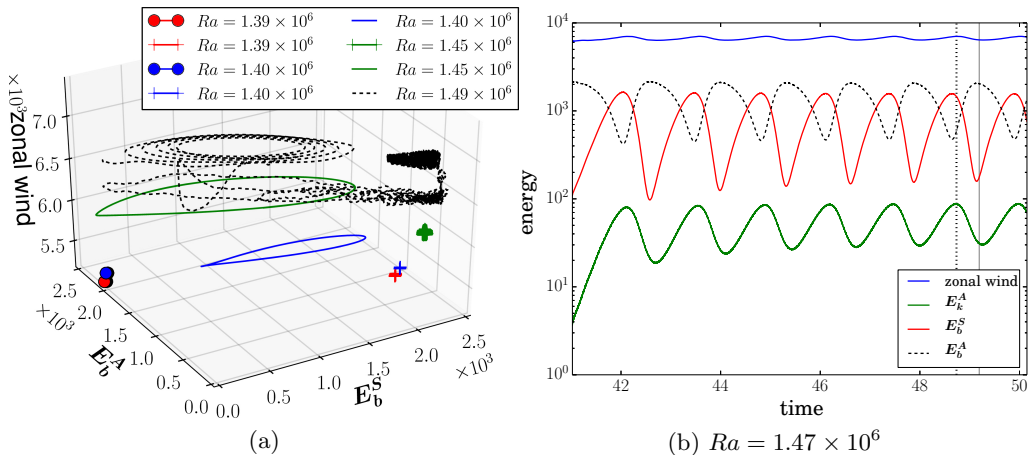


Figure 1: (a): Three-dimensional phase portrait showing the projection of the system trajectory onto the space (E_b^S, E_b^A, E_Z) . Solid circles denote antisymmetric solutions, crosses symmetric solutions. The limit cycle at $Ra = 1.40 \times 10^6$ (solid blue line) has been obtained from a similar mixed mode solution after decreasing the value of Ra . (b): Energy time series for the limit cycle at $Ra = 1.47 \times 10^6$.

different Rayleigh numbers onto the space spanned by the symmetric and antisymmetric magnetic energies E_b^S and E_b^A , and the zonal wind energy measured by the axisymmetric toroidal kinetic energy E_Z — a projection introduced by Knobloch *et al.* (1998). In spite of a misleading effect of perspective, note that the contribution of the antisymmetric magnetic field does reduce to a negligible fraction for the symmetric solutions (crosses), for which $E_b^A/E_b^S \leq 10^{-2}$. We further stress that the aforementioned bistability must not be confused with the hysteretic transition between the dipolar and multipolar branches resulting from the use of stress-free boundary conditions (Schinnerer *et al.* 2012). When the magnetic field is predominantly antisymmetric, the flow is characterized by an $m = 8$ convection mode; on the other hand, when the magnetic field is predominantly symmetric, the flow is then characterized by an $m = 9$ convection mode and larger fluctuations of the kinetic energy. We also note — although it is difficult to see from figure 1a — that at these parameters the symmetric mode is quasiperiodic, having undergone a bifurcation from the periodic state, while the antisymmetric mode is strictly periodic (taking the form of a dynamo wave).

Increase of the Rayleigh number from 1.40×10^6 to 1.45×10^6 leads to the destabilization of the antisymmetric solution (blue dot in figure 1a) and the discovery of an asymmetric solution that takes the form of a limit cycle in this phase space (green solid line); the basic dynamo wave is modulated by change in the underlying parity of the solution. This solution coexists with the symmetric solution (green cross). An example of the limit cycle at $Ra = 1.47 \times 10^6$ is given in figure 1b which shows the time series of the antisymmetric kinetic energy E_k^A (green solid line), together with those for the symmetric and antisymmetric magnetic energies E_b^S and E_b^A (represented by the solid red and dashed black lines respectively). This solution is characterized by weak symmetry breaking of the flow coupling magnetic modes of different parity. Indeed, we clearly see a periodic exchange of energy between modes of opposite parity, which could be described as a Type 1 modulation, in reference to the terminology introduced by Knobloch *et al.* (1998). Figure 2 shows projections of the radial magnetic field at times when the solution is mixed

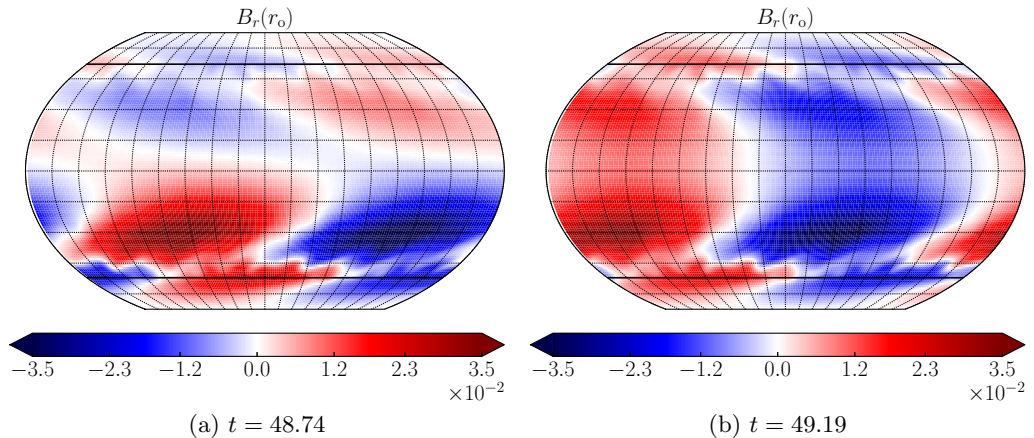


Figure 2: Snapshots of B_r at the surface of the model for $Ra = 1.47 \times 10^6$ taken at the times highlighted by the dashed (a) and solid (b) vertical lines in figure 1b. Note that when $E_b^S > E_b^A$, the magnetic field displays an overall dipole symmetry (and conversely).

and antisymmetric. In figure 2a, we note that when the solution is a mixed mode the magnetic field tends to be localized in one hemisphere (Grote & Busse 2000; Gastine *et al.* 2012). We believe that this mixed-mode solution is born in a subcritical secondary Hopf bifurcation from the antisymmetric state. Evidence for this arises from the hysteresis that can be identified. As we can see in figure 1a, this state indeed coexists with both the symmetric and antisymmetric states down to $Ra = 1.40 \times 10^6$, below which it disappears (presumably in a saddle-node bifurcation). We stress that what sets the dependence of the period of both the basic cycle and the modulation of the dynamos for strongly nonlinear solutions is an open problem and one that is important for understanding stellar activity (Tobias 1998; Dubé & Charbonneau 2013). In our sample of models, the modulation period T_{mod} is sensitive to the value of the Rayleigh number but tends toward a constant when it approaches the critical bifurcation value: for $Ra \in [1.40 \times 10^6, 1.43 \times 10^6]$, we have $T_{\text{mod}} \simeq 3.0 \pm 0.2$; in contrast, for $Ra \in [1.45 \times 10^6, 1.55 \times 10^6]$, it seems that $T_{\text{mod}} \propto 1/\sqrt{Ra}$, though accurate measurements are compromised by the fact that we just have 6 data points, 4 of which are only metastable for $Ra \geq 1.49 \times 10^6$. Figure 1a indeed shows that this mixed-mode limit cycle eventually loses its stability when the Rayleigh number is increased to 1.49×10^6 (dashed black line) and the solution develops more sign of spatio-temporal complexity, as described below.

When the Rayleigh number is further increased, we find that the dynamics of the magnetic field progressively switches from parity to amplitude modulations, i.e. from Type 1 to Type 2 modulation. This transition is particularly clear when comparing the three-dimensional phase portraits represented for increasing values of the Rayleigh number in figure 3, in which the trajectory of the system has been smoothed by applying a moving average that removes the basic dynamo cycle and short-period oscillations. For $Ra = 1.55 \times 10^6$ (see figure 3a), the dynamics is mainly governed by the energy exchange between E_b^S and E_b^A (i.e. Type 1 modulation), and we only distinguish the first signs of the Type 2 modulation through intermittent decays of the magnetic energy, always followed by an increase of the zonal wind. In stark contrast, we see in figure 3c that the system trajectory in the space (E_b^S, E_b^A, E_Z) is actually confined near the antisymmetric subspace (i.e. $E_b^S \ll E_b^A$) and characterized by the strong amplitude modulation of the

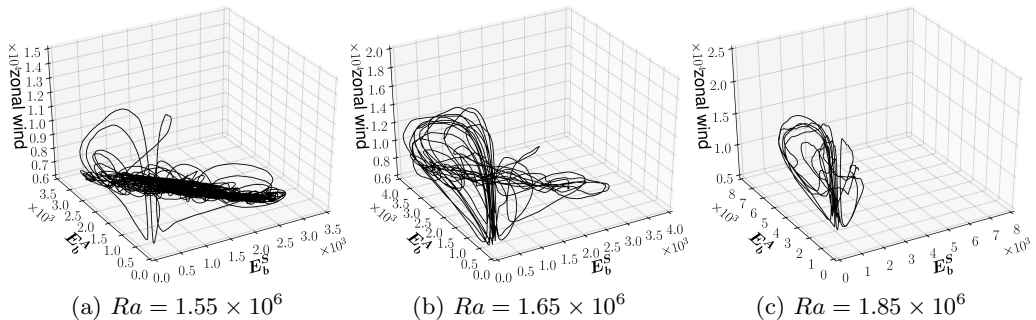


Figure 3: Three-dimensional phase portraits showing the projection of the system trajectory onto the space (E_b^S, E_b^A, E_Z) .

antisymmetric energy by the zonal wind for $Ra = 1.85 \times 10^6$. This is clear Type 2 modulation. Most interesting, however, is the attractor for $Ra = 1.65 \times 10^6$ in figure 3b. This clearly shows the solution exhibiting both types of modulation; Type 1 modulation where there are no minima in activity but energy transfer between the modes of different symmetries and Type 2 modulation where the antisymmetric solution regularly visits grand minima in activity through interactions with the zonal wind. The transition between these two types of modulation has been termed supermodulation and is believed to be prominent in solar activity records (Weiss & Tobias 2016).

The time series corresponding to the trajectories in figure 3 are shown in figure 4. For $Ra = 1.55 \times 10^6$, figures 4a and 4d reveal that the magnetic energy does not exhibit any deep minima although 4 dips in total energy are visible, and that there are periods when the symmetric energy is greater than the antisymmetric energy and periods when they are comparable. In contrast, figures 4c and 4f show the strong amplitude modulation of both the zonal wind and the magnetic energy leading to grand minima observed at $Ra = 1.85 \times 10^6$. This temporal evolution is reminiscent of the relaxation oscillations that can be observed in turbulent hydrodynamic convection (Grote *et al.* 2000; Christensen 2002). In that model, the relaxation phenomenon originates from the fact that the columnar convection feeds the differential rotation through the action of Reynolds stresses but also tends to be disrupted by the shear due to differential rotation. This competition between the convection and the zonal wind is present in our models, since we note, for instance, that the Nusselt number is always minimum when the zonal wind reaches its maximum. However, a hydrodynamic simulation performed at $Ra = 1.75 \times 10^6$ — where the system tends to switch from supermodulation to pure Type 2 modulation — demonstrates that the flow does not continue to break the equatorial symmetry when the magnetic field is turned off, and also that there is no amplitude modulation without the backreaction of the Lorentz force; therefore, as expected, the magnetic field is playing a key role here. The sudden growth of the zonal wind results thus from the decrease of the magnetic field. In general, we observe that the Nusselt number is higher when the magnetic field is present, which confirms that the magnetic field promotes the columnar convection and thus the heat transport by reduction of the zonal wind (Grote *et al.* 2000; Yadav *et al.* 2016). At $Ra = 1.85 \times 10^6$, the antisymmetric magnetic energy is always larger than that for the symmetric field. A closer examination suggests that minima are caused by interactions with the zonal wind and we report that the typical time scale between two minima is affected by only 10% variations of the Prandtl numbers. It tends to increase at lower Pm (or higher Pr) and the modulation even disappears if one of these

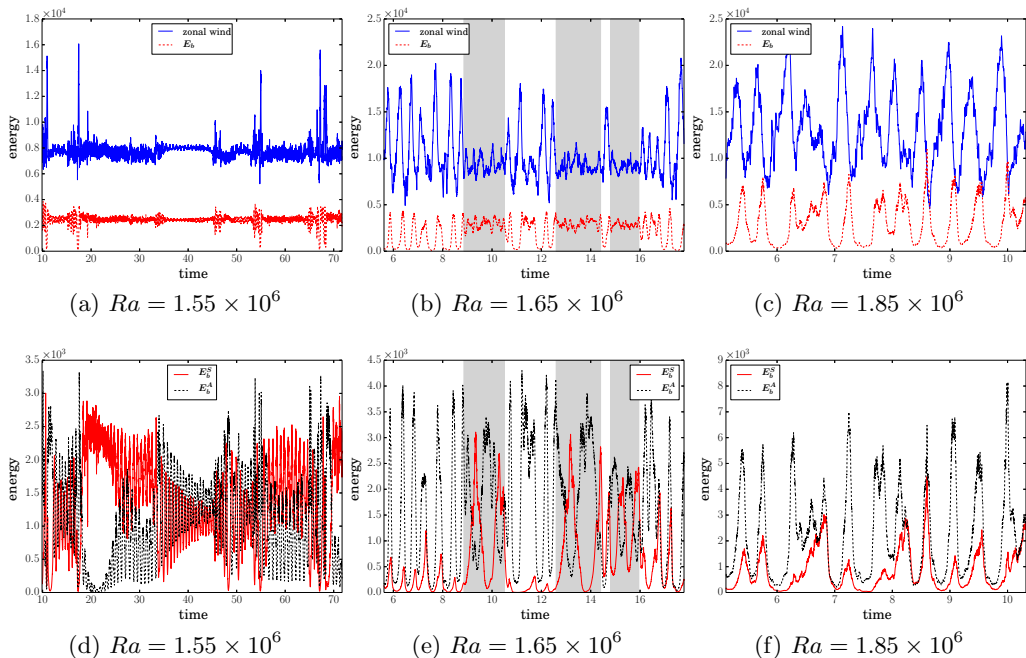


Figure 4: Time series corresponding to the phase portraits in figure 3. (a–c) Time series of zonal wind energy (blue) and total magnetic energy (red). (d–f) Time series of symmetric magnetic energy (red) and antisymmetric magnetic energy (black). Shaded regions in subfigures (b) and (e) highlight the occurrences of Type 1 modulation.

parameter values is lowered from 1 to of the order of 0.7 (not shown). More generally, these observations are compatible with the mean-field dynamo results of Tobias (1996), who explained the dependence on the magnetic Prandtl number in terms of the time taken for the zonal velocity to decay once its energy source has been diminished by the interaction of magnetic fields with convection.

The supermodulation is shown in figures 4b and 4e, which highlight how the nonlinear solution naturally transitions between the different types of modulational processes. For example, in the shaded regions, the solution undergoes changes in symmetry with no deep minima (Type 1 modulation), while between $t \approx 6$ and $t \approx 9$ clusters of grand minima are found. From a mathematical perspective, it is no surprise that a chaotic nonlinear dynamo solution exhibits such behaviour which has indeed been predicted (Weiss & Tobias 2016).

Finally, if we examine more closely the evolution of the axisymmetric magnetic field as a function of colatitude and time, we see in figure 5 that both Type 1 and Type 2 modulations affect the so-called butterfly diagrams in the form of interesting patterns. These butterfly diagrams correspond to the model with $Ra = 1.65 \times 10^6$ whose phase portrait is shown in figure 3b, and for which supermodulation is present. In addition to underlining the oscillatory nature of these dynamos, they demonstrate that both modulational processes occur on time scales that are not comparable to the period of the dynamo wave, which is in general of the order of 0.1 magnetic diffusion times in our sample of models. Figure 5a illustrates Type 2 modulation for $t \in [6, 8]$, and figure 5b emphasizes the change in amplitude of the magnetic field when the system emerges from

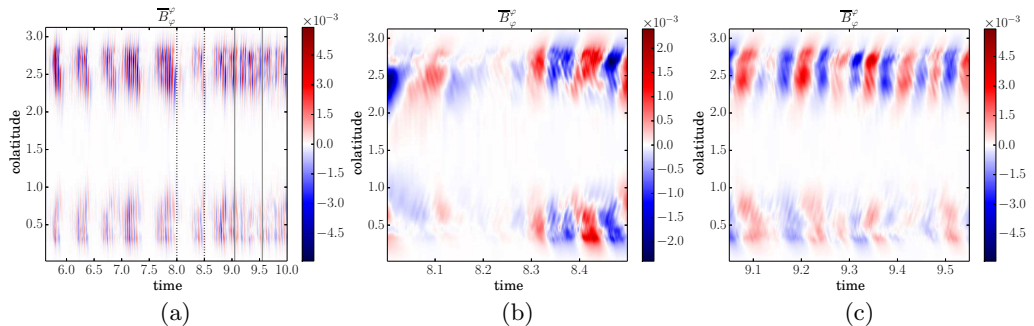


Figure 5: Butterfly diagrams representing the axisymmetric azimuthal component of the magnetic field just below the outer surface ($r = 0.998 r_o$) at $Ra = 1.65 \times 10^6$. The time intervals in subfigures (b) and (c) correspond to the period between the vertical lines in subfigure (a) — dotted for (b) and solid for (c).

a grand minimum. In contrast, the characteristic features of Type 1 modulation are shown in figure 5c, with the hemispherical magnetic field undergoing a change of parity at constant amplitude. Furthermore, the comparison between figures 5b and 5c (which both cover the same time span) indicates that the period of the basic cycle is likely to be affected by the superimposed modulation process, which could be reminiscent of the $\pm 30\%$ variability in the duration of the sunspot cycle (McCracken *et al.* 2013). Although this point deserves further study, we mention it may not be in contradiction with the simplified Parker wave dispersion relation, which predicts, for instance, the scaling $\omega \propto E_Z^{1/4}$ for the frequency of an $\alpha\Omega$ dynamo (Busse & Simitsev 2006; Schinnerer *et al.* 2011; Gastine *et al.* 2012). To conclude, we underline that the magnetic activity appears to be concentrated at high latitudes, which is probably related to the much smaller aspect ratio of our models (we recall that we set $\chi = 0.35$ whereas the solar convective zone has an aspect ratio closer to 0.7); this is also consistent with the fact that the surface magnetic field is predominantly non-axisymmetric at low latitudes, which results in the low values displayed by the butterfly diagrams close to the equator. It should be noted that in all cases the axisymmetric toroidal field migrates towards the poles, which is reminiscent of the poleward branch of solar magnetic activity but contrasts with the equatorward migration of the active latitudes displayed by the solar butterfly diagrams.

4. Conclusion

In this paper we have examined the hydromagnetic interactions between dynamo modes generated by rotating anelastic convection in a spherical shell. Motivated by direct and indirect observations of solar magnetic activity, our primary aim was to investigate the interactions between modes with different equatorial symmetries. Mathematically these dynamos display a dynamical behaviour reminiscent of the results obtained with (axisymmetric) mean-field models or low-order systems, with the caveat for the comparison being that the dynamo solutions presented here are dominated by a non-axisymmetric ($m = 1$) mode. Hemispheric dynamos of the type reported by Grote & Busse (2000), and studied in more detail by Gallet & P  tr  lis (2009), have also been found. The present study demonstrates that this hemispheric configuration is also pertinent to the understanding of the dynamics of oscillatory dynamos, and thus could be relevant to explaining the

hemispheric magnetic configuration that has been observed on the Sun at the end of the Maunder minimum (Sokoloff & Nesme-Ribes 1994; Beer *et al.* 1998; Knobloch *et al.* 1998).

We stress again that all current direct numerical simulations of convective dynamos — including those here — are far away from what one can imagine as a “realistic” parameter regime. There is, therefore, the question of the robustness of these results. Of course, increasing Ra for fixed Ekman number should lead to more disordered states, gradually breaking all symmetries. What happens after this is a matter of conjecture/debate. It is possible to argue that for very high Ra symmetry is re-established on average in the turbulent state and then similar symmetry-breaking interactions may occur in the averaged equations. Support for this comes from the finding of such interactions in mean-field models, which (despite all their drawbacks) retain the symmetry properties of the underlying system. We note that symmetry arguments are therefore very powerful and we expect similar behaviour to be observed in Boussinesq and indeed fully compressible models.

Our primary result is that we have demonstrated that the interactions between such modes can lead naturally to a pattern of supermodulation (Arlt & Weiss 2014; Weiss & Tobias 2016) where the system alternates between modulation with little change of symmetry (with clusters of deep minima) and modulation that involves significant changes in symmetry. We believe that this is the first demonstration of such an interaction between the two types of modulation leading to supermodulation in the full partial differential equations for convective dynamos.

This study was granted access to the HPC resources of MesoPSL financed by the Région Île-de-France and the project Equip@Meso (reference ANR-10-EQPX-29-01) of the program Investissements d’Avenir supervised by the Agence Nationale pour la Recherche. Numerical simulations were also carried out at the TGCC computing center (GENCI project x2013046698). R. Raynaud thanks E. Dormy, C. Gissinger, L. Petitdemange and F. Pétrélis for various discussions. The authors thank N. O. Weiss for helpful comments.

REFERENCES

- ARLT, R. 2009 The Butterfly Diagram in the Eighteenth Century. *Solar Physics* **255**, 143–153, arXiv: 0812.2233.
- ARLT, R. & WEISS, N. 2014 Solar Activity in the Past and the Chaotic Behaviour of the Dynamo. *Space Science Review* **186**, 525–533, arXiv: 1406.7628.
- BALIUNAS, S. L., DONAHUE, R. A., SOON, W. & HENRY, G. W. 1998 Activity Cycles in Lower Main Sequence and Post Main Sequence Stars: The HK Project. *Astronomical Society of the Pacific Conference Series* **154**, 153–172.
- BEER, J., TOBIAS, S. & WEISS, N. 1998 An Active Sun Throughout the Maunder Minimum. *Solar Physics* **181**, 237–249.
- BRAGINSKY, S. I. & ROBERTS, P. H. 1995 Equations governing convection in earth’s core and the geodynamo. *Geophysical and Astrophysical Fluid Dynamics* **79**, 1–97.
- BUSHBY, P. & MASON, J. 2004 Solar dynamo: Understanding the solar dynamo. *Astronomy and Geophysics* **45** (4), 4.07–4.13.
- BUSSE, F. H. & SIMITEV, R. D. 2006 Parameter dependences of convection-driven dynamos in rotating spherical fluid shells. *Geophys. Astrophys. Fluid Dyn.* **100**, 341–361, arXiv: 0904.4293.
- CHARBONNEAU, P. 2014 Solar Dynamo Theory. *Annual Reviews of Astronomy and Astrophysics* **52**, 251–290.

- CHOUDHURI, A. R. & KARAK, B. B. 2012 Origin of Grand Minima in Sunspot Cycles. *Physical Review Letters* **109** (17), 171103.
- CHRISTENSEN, U. R. 2002 Zonal flow driven by strongly supercritical convection in rotating spherical shells. *Journal of Fluid Mechanics* **470**, 115–133.
- DIETRICH, W., SCHMITT, D. & WICHT, J. 2013 Hemispherical Parker waves driven by thermal shear in planetary dynamos. *EPL (Europhysics Letters)* **104**, 49001, arXiv: 1402.0343.
- DORMY, E., CARDIN, P. & JAULT, D. 1998 MHD flow in a slightly differentially rotating spherical shell, with conducting inner core, in a dipolar magnetic field. *Earth Planet. Sci. Lett.* **160**, 15–30.
- DUBÉ, C. & CHARBONNEAU, P. 2013 Stellar Dynamos and Cycles from Numerical Simulations of Convection. *Astrophysical Journal* **775**, 69.
- EDDY, J. A. 1976 The Maunder Minimum. *Science* **192**, 1189–1202.
- GALLET, B. & PÉTRÉLIS, F. 2009 From reversing to hemispherical dynamos. *Physical Review E* **80** (3), 035302, arXiv: 0907.4428.
- GASTINE, T., DUARTE, L. & WICHT, J. 2012 Dipolar versus multipolar dynamos: the influence of the background density stratification. *Astronomy and Astrophysics* **546**, A19, arXiv: 1208.6093.
- GROTE, E. & BUSSE, F. H. 2000 Hemispherical dynamos generated by convection in rotating spherical shells. *Physical Review E* **62**, 4457.
- GROTE, E., BUSSE, F. H. & TILGNER, A. 2000 Regular and chaotic spherical dynamos. *Physics of the Earth and Planetary Interiors* **117**, 259–272.
- HACKMAN, T., LEHTINEN, J., ROSÉN, L., KOCHUKHOV, O. & KÄPYLÄ, M. J. 2016 Zeeman-Doppler imaging of active young solar-type stars. *Astronomy and Astrophysics* **587**, A28, arXiv: 1509.02285.
- HAZRA, S., PASSOS, D. & NANDY, D. 2014 A Stochastically Forced Time Delay Solar Dynamo Model: Self-consistent Recovery from a Maunder-like Grand Minimum Necessitates a Mean-field Alpha Effect. *Astrophysical Journal* **789**, 5, arXiv: 1307.5751.
- JONES, C. A., BORONSKI, P., BRUN, A. S., GLATZMAIER, G. A., GASTINE, T., MIESCH, M. S. & WICHT, J. 2011 Anelastic convection-driven dynamo benchmarks. *Icarus* **216**, 120–135.
- JONES, C. A., THOMPSON, M. J. & TOBIAS, S. M. 2010 The Solar Dynamo. *Space Science Reviews* **152**, 591–616.
- KNOBLOCH, E. 1994 Bifurcations in Rotating Systems. In *Lectures on Solar and Planetary Dynamos* (ed. M. R. E. Proctor & A. D. Gilbert), p. 331.
- KNOBLOCH, E. & LANDSBERG, A. S. 1996 A new model of the solar cycle. *Monthly Notices of the RAS* **278**, 294–302.
- KNOBLOCH, E., TOBIAS, S. M. & WEISS, N. O. 1998 Modulation and symmetry changes in stellar dynamos. *Monthly Notices of the RAS* **297**, 1123–1138.
- KRAUSE, F. & RÄDLER, K. H. 1980 *Mean-field magnetohydrodynamics and dynamo theory*. Pergamon Press.
- LANTZ, S. R. & FAN, Y. 1999 Anelastic Magnetohydrodynamic Equations for Modeling Solar and Stellar Convection Zones. *Astrophysical Journal, Supplement* **121**, 247–264.
- MCCRACKEN, K. G., BEER, J., STEINHILBER, F. & ABREU, J. 2013 A Phenomenological Study of the Cosmic Ray Variations over the Past 9400 Years, and Their Implications Regarding Solar Activity and the Solar Dynamo. *Solar Physics* **286**, 609–627.
- MOFFATT, H. K. 1978 *Magnetic Field Generation in Electrically Conducting Fluids*. Cambridge University Press.
- OLÁH, K., KOLLÁTH, Z., GRANZER, T., STRASSMEIER, K. G., LANZA, A. F., JÄRVINEN, S., KORHONEN, H., BALIUNAS, S. L., SOON, W., MESSINA, S. & CUTISPOTO, G. 2009 Multiple and changing cycles of active stars. II. Results. *Astronomy and Astrophysics* **501**, 703–713.
- PARKER, E. N. 1955 Hydromagnetic Dynamo Models. *Astrophysical Journal* **122**, 293–+.
- PÉTRÉLIS, F., FAUVE, S., DORMY, E. & VALET, J.-P. 2009 Simple Mechanism for Reversals of Earth's Magnetic Field. *Physical Review Letters* **102** (14), 144503, arXiv: 0806.3756.
- PIPIN, V. V. 1999 The Gleissberg cycle by a nonlinear $\alpha\Lambda$ dynamo. *Astronomy and Astrophysics* **346**, 295–302.
- RAYNAUD, R., PETITDEMANGE, L. & DORMY, E. 2014 Influence of the mass distribution on the magnetic field topology. *Astronomy and Astrophysics* **567**, A107, arXiv: 1406.4743.

- RAYNAUD, R., PETITDEMANGE, L. & DORMY, E. 2015 Dipolar dynamos in stratified systems. *Monthly Notices of the RAS* **448**, 2055–2065, arXiv: 1503.00165.
- SCHMITT, D., SCHUESSLER, M. & FERRIZ-MAS, A. 1996 Intermittent solar activity by an on-off dynamo. *Astronomy and Astrophysics* **311**, L1–L4.
- SCHRINNER, M., PETITDEMANGE, L. & DORMY, E. 2011 Oscillatory dynamos and their induction mechanisms. *Astronomy and Astrophysics* **530**, A140, arXiv: 1101.1837.
- SCHRINNER, M., PETITDEMANGE, L. & DORMY, E. 2012 Dipole Collapse and Dynamo Waves in Global Direct Numerical Simulations. *Astrophysical Journal* **752**, 121.
- SCHRINNER, M., PETITDEMANGE, L., RAYNAUD, R. & DORMY, E. 2014 Topology and field strength in spherical, anelastic dynamo simulations. *Astronomy and Astrophysics* **564**, A78.
- SOKOLOFF, D. & NESME-RIBES, E. 1994 The Maunder minimum: A mixed-parity dynamo mode? *Astronomy and Astrophysics* **288**, 293–298.
- TOBIAS, S.M. 2002 Modulation of solar and stellar dynamos. *Astronomische Nachrichten* **323** (3-4), 417–423.
- TOBIAS, S. M. 1996 Grand minima in nonlinear dynamos. *Astronomy and Astrophysics* **307**, L21.
- TOBIAS, S. M. 1998 Relating stellar cycle periods to dynamo calculations. *Monthly Notices of the Royal Astronomical Society* **296**, 653–661.
- USOSKIN, I. G. 2013 A History of Solar Activity over Millennia. *Living Reviews in Solar Physics* **10**.
- USOSKIN, I. G., ARLT, R., ASVESTARI, E., HAWKINS, E., KÄPYLÄ, M., KOVALTSOV, G. A., KRIVOVA, N., LOCKWOOD, M., MURSULA, K., O'REILLY, J., OWENS, M., SCOTT, C. J., SOKOLOFF, D. D., SOLANKI, S. K., SOON, W. & VAQUERO, J. M. 2015 The Maunder minimum (1645-1715) was indeed a grand minimum: A reassessment of multiple datasets. *Astronomy and Astrophysics* **581**, A95, arXiv: 1507.05191.
- WEISS, N. O. 2011 Chaotic behaviour in low-order models of planetary and stellar dynamos. *Geophysical and Astrophysical Fluid Dynamics* **105**, 256–272.
- WEISS, N. O. & TOBIAS, S. M. 2016 Supermodulation of the Sun's magnetic activity: the effects of symmetry changes. *Monthly Notices of the RAS* **456**, 2654–2661.
- YADAV, R. K., GASTINE, T., CHRISTENSEN, U. R., DUARTE, L. D. V. & REINERS, A. 2016 Effect of shear and magnetic field on the heat-transfer efficiency of convection in rotating spherical shells. *Geophysical Journal International* **204**, 1120–1133, arXiv: 1507.03649.