



HAL
open science

Identification and characterization of tebuconazole transformation products in soil by combining suspect screening and molecular typology

Veronika Storck, Luigi Lucini, Laure Mamy, Federico Ferrari, Evangelina Papadopoulou, Sofia Nikolaki, Panagiotis Karas, Rémi Servien, Dimitrios Karpouzas, Marco Trevisan, et al.

► To cite this version:

Veronika Storck, Luigi Lucini, Laure Mamy, Federico Ferrari, Evangelina Papadopoulou, et al.. Identification and characterization of tebuconazole transformation products in soil by combining suspect screening and molecular typology. *Environmental Pollution* (1970), 2016, 208, pp.537-545. <10.1016/j.envpol.2015.10.027>. <hal-01326180>

HAL Id: hal-01326180

<https://hal.science/hal-01326180v1>

Submitted on 7 Jun 2016

HAL is a multi-disciplinary open access archive for the deposit and dissemination of scientific research documents, whether they are published or not. The documents may come from teaching and research institutions in France or abroad, or from public or private research centers.

L'archive ouverte pluridisciplinaire HAL, est destinée au dépôt et à la diffusion de documents scientifiques de niveau recherche, publiés ou non, émanant des établissements d'enseignement et de recherche français ou étrangers, des laboratoires publics ou privés.



HAL Authorization

1 **Identification and characterization of tebuconazole transformation products in soil by**
2 **combining suspect screening and molecular typology**

3

4 Veronika Storck^{1,2,3}, Luigi Lucini^{3*}, Laure Mamy⁴, Federico Ferrari², Evangelia S.
5 Papadopoulou⁵, Sofia Nikolaki⁶, Panagiotis A. Karas⁵, Remi Servien⁷, Dimitrios G.
6 Karpouzas⁵, Marco Trevisan³, Pierre Benoit⁴, Fabrice Martin-Laurent^{1*}

7

8 ¹INRA, UMR 1347 Agroécologie, Dijon, France

9 ²Aeiforia srl, Spinoff Università Cattolica del Sacro Cuore, Fidenza, Italy

10 ³Università Cattolica del Sacro Cuore, Istituto di Chimica Agraria ed Ambientale, Piacenza,
11 Italy

12 ⁴INRA, UMR 1402 ECOSYS, Thiverval-Grignon, France

13 ⁵University of Thessaly, Department of Biochemistry and Biotechnology, Larissa, Greece

14 ⁶University of Patras, Department of Environmental and Natural Resources Management,
15 Agrinio, Greece

16 ⁷INRA, UMR 1331 Toxalim, Toulouse, France

17

18 *Corresponding authors: fmartin@dijon.inra.fr; luigi.lucini@unicatt.it

19

20 **Keywords:** time-of-flight mass spectrometry, pesticide, triazole, clustering, environmental risk
21 assessment.

22

23 **ABSTRACT**

24 Once released into the environment, pesticides generate transformation products (TPs) which
25 may be of (eco-)toxicological importance. Past studies have demonstrated the difficulty to
26 predict pesticide TP occurrence and their environmental risk by monitoring-driven approaches
27 mostly used in current regulatory frameworks targeting only known toxicologically relevant
28 TPs. We present a novel combined approach which identifies and categorizes known and
29 unknown pesticide TPs in soil by combining suspect screening time-of-flight mass
30 spectrometry with *in silico* molecular typology. This approach applies an empirical and
31 theoretical pesticide TP library for compound identification by both non-target and target
32 time-of-flight (tandem) mass spectrometry and structural elucidation through a molecular
33 structure correlation program. *In silico* molecular typology was then used to group the
34 detected TPs according to common molecular descriptors and to indirectly elucidate their
35 environmental properties by analogy to known pesticide compounds having similar molecular
36 descriptors. This approach was evaluated via the identification of TPs of the triazole fungicide
37 tebuconazole occurring in a field dissipation study. Overall, 22 empirical and 12 yet unknown
38 TPs were detected and categorized into three groups with defined environmental properties.
39 This approach combining suspect screening time-of-flight mass spectrometry with molecular
40 typology could be extended to other organic pollutants and used to rationalize the choice of
41 TPs to be intensively studied towards a more comprehensive environmental risk assessment
42 scheme.

43

44 **CAPSULE ABSTRACT**

45 Combination of time-of-flight mass spectrometry and molecular typology was shown to be of
46 fundamental interest to identify and categorize tebuconazole transformation products in soil.

47

48 INTRODUCTION

49 Pesticides, used in agriculture to ensure crop yield and quality, constitute a large group of
50 xenobiotic compounds in the environment.^{1,2} They and their transformation products (TPs)
51 have globally been identified as major contaminants of natural water resources. The United
52 States Environmental Protection Agency (U.S. EPA) estimates a global release of 2.4 billion
53 kilograms pesticides per year supporting important economic sectors of agriculture but also
54 causing major environmental pollution.³ Another aspect which makes pesticides a chemical
55 group of particular interest is their rapidly changing and evolving market due to the
56 continuous introduction of new molecules. In order to reach the market, new pesticide
57 molecules have to undergo an environmental risk assessment (ERA) procedure based on a
58 large set of data submitted by the pesticide companies and evaluated by the official authorities
59 (e.g. the Plant Protection Products and their Residues panel⁴ of the European Food Safety
60 Authority for Europe (EFSA)). This procedure is periodically repeated in order to re-evaluate
61 the already registered pesticide molecules. Once released into the agro-ecosystem, pesticides
62 and their TPs can diffuse away from their target point, contaminate surrounding water
63 resources⁵ and impact non-target organisms supporting key ecosystemic services.⁶ The
64 properties of TPs such as bioavailability, mobility and ecotoxicity can be substantially
65 different from the parent compound^{7,8} and although their biological efficacy is usually lower,⁹
66 they could be highly (eco-)toxicologically relevant.¹⁰ In Europe, *a posteriori* monitoring of
67 the contamination of water and air resources by pesticides is imposed by corresponding
68 directives.^{11,12} In contrast, no monitoring of soil contamination by pesticides is required at EU
69 level. This is the result of the lack of a corresponding directive, although the need for a
70 regulation was proposed to the European Commission.¹³ Thus, if an unacceptable risk for the
71 environment becomes evident several years after the introduction of a pesticide to the market,
72 restrictions in its use are imposed and if monitoring studies reveal that no alleviation of the

73 risk was achieved, the pesticide is taken off the market. Past experience has shown that the
74 knowledge of the existence of (eco-)toxicologically relevant TPs typically emerges only about
75 20 to 30 years after the introduction of a given pesticide to the market.¹⁰ Currently used
76 monitoring-driven approaches for pinpointing environmentally and (eco-)toxicologically
77 relevant pesticide TPs often concentrate on water samples and do not prevent the
78 contamination of natural resources and impose mitigation actions only after contamination is
79 reported. Novel approaches able to identify potential TPs and *in silico* assessment of their
80 toxicity and environmental contamination could be part of the solution of this issue.

81 The gap of knowledge about the existence or properties of pesticide TPs derived by abiotic
82 and biotic processes in the environment may be the reason why relevant TPs have been
83 overlooked for so long. Conventional analytical methods focus on the monitoring of the so-
84 defined ‘(eco-)toxicologically relevant’ pesticide TPs or TPs ‘relevant for groundwater
85 contamination’.^{4,14} Consequently, most studies focus on a limited number of molecules which
86 have been identified as targets by monitoring-driven approaches and are calibrated against
87 analytical standards. Therefore, they often provide only a partial view of the complex
88 transformation patterns of pesticides in the environment. Thus, there is a need to develop an
89 innovative approach by combining powerful analytical methods detecting also unknown TPs
90 with categorization methods based on the chemical features of the detected TPs.

91 The analytical techniques suitable to detect unknown and suspected molecules in the absence
92 of analytical standards are high resolution mass spectrometry (MS), namely quadrupole time-
93 of-flight MS (QTOF-MS) and Fourier transform MS (FT-MS), as well as nuclear magnetic
94 resonance (NMR) spectroscopy.¹⁵ These techniques are often combined in forensics¹⁶ or
95 medicine,¹⁷ where QTOF-MS is used for screening for new unknown molecules and then is
96 supplemented by NMR spectra for the structural elucidation of a compound. However, NMR
97 spectroscopy is an effective method for the confirmation of molecular structures but is rather

98 less appropriate for the analysis of TPs in environmental samples due to its rather poor
99 sensitivity, which generally is three orders of magnitude lower than MS.¹⁵

100 Categorization of unknown and suspected molecules can be achieved by *in silico* molecular
101 typology that enables the property-related clustering of potential TPs.¹⁸

102 In this study, we present a new approach for the *a posteriori* analysis of agricultural soil
103 samples treated with a pesticide by combining high-resolution QTOF-MS with *in silico*
104 molecular typology. Our approach enables profiling and molecular structure elucidation of
105 unknown and suspected pesticide TPs in agricultural soil by the use of a compound library
106 containing empirical (already known) and theoretical (yet unknown) TPs. The proposed
107 approach consists of three principal steps: (i) construction of an in-house pesticide-specific TP
108 library based on literature survey and establishment of suspect TPs, (ii) QTOF-MS analyses
109 of soil extracts by non-target MS to screen TPs against this library, followed by target tandem
110 MS using an ion inclusion list to propose their structure via accurate mass daughter ions and a
111 molecular structure correlation (MSC) program and (iii) categorization of detected TPs based
112 on *in silico* analysis using molecular typology.

113 To demonstrate the potential of this novel approach, the dissipation of the triazole fungicide
114 tebuconazole (TCZ) was investigated in a field dissipation study. TCZ was chosen as a model
115 compound because, despite being on the market for quite some time (27 years),¹⁹ there are
116 still significant knowledge gaps regarding its environmental fate, its transformation in soil and
117 the ecotoxicological impact of potential TPs.²⁰ The potential formation of various triazole TPs
118 known to be recalcitrant to biodegradation and to possibly interact with the hormone
119 regulation of non-target organisms by inhibition of the cytochrome P450-dependent
120 conversion of lanosterol to ergosterol is particularly relevant.^{21,22} The applied approach is of
121 interest for improving future environmental fate studies to become more comprehensive, thus
122 strengthening ERA.

123 MATERIAL AND METHODS

124 Library setup of TCZ TPs

125 An in-house TCZ TP library was constructed based on a thorough literature review including
126 research papers (cited in the results section entitled ‘Empirical TCZ TPs’) and data sets of the
127 pesticide company on the transformation pattern of TCZ in various matrices. Search was done
128 by means of ‘Web of Science’, ‘Google’ and others using search terms like ‘tebuconazole’,
129 ‘metabolite’, ‘transformation product’, ‘degradation’ and others. The developed library was
130 composed of 47 empirical (already detected in at least one study) and 29 theoretical TPs. The
131 latter were created based on expert knowledge taking into account common reaction processes
132 in organic chemistry and biochemistry likely leading to probable molecules. The TCZ TP
133 library contains the name, molecular formula, molecular structure and mass of each molecule
134 (Supporting Information, table S1). Initial pretests of chemical analysis were carried out on a
135 subset of soil samples randomly chosen from the field study to search for TCZ TPs. Retention
136 times of TPs proposed via MSC were then added to the library as an additional parameter for
137 identification purposes in MS screening.

138 TCZ field dissipation study

139 The field dissipation study was conducted on a North Italian field (45°04’80’’N, 09°45’60’’E)
140 in autumn/winter 2013/14. The field soil was characterized as loamy sand (4.2 % clay, 13.5 %
141 silt, 82.3 % sand) with a pH of 7.3 and 4.5 % of organic matter. It was not treated with
142 pesticides for more than five years and cropped with winter wheat. A commercial formulation
143 of TCZ (Folicur SE, Bayer Garden) was applied on field plots of 60 m² each at 2.5 kg TCZ/ha
144 (5x the recommended dose).²³ Soil samples were taken at 0, 3, 7, 21, 35, 56, 70, 105 and 125
145 days after pesticide application according to the ISO standard.²⁴ For each plot and each
146 sampling date, a composite soil sample was prepared from 10 sub-samples collected with an
147 iron cylinder of 5 cm diameter, taking a soil depth of 5 cm. Soil samples were manually

148 homogenized, sieved (5 mm) and kept frozen at -20°C until further processing. The field
149 dissipation study was part of a larger study investigating field dissipation of three model
150 pesticides including TCZ at various application rates (four plots are used in this study: two
151 non-treated control plots and two TCZ 5x dose plots). The field dissipation of TCZ was
152 monitored in soil extracts via high performance liquid chromatography coupled to photodiode
153 array detector (HPLC-PDA) and followed a biphasic pattern with a half-life (DT_{50}) of 2.5
154 days, as calculated with a Hockey-stick kinetic model.²⁵ After 125 days, 14.2 % of applied
155 TCZ were remaining in the investigated soil layer.

156 **TCZ and TP extraction from soil**

157 TCZ and its related TPs were extracted with acetone from 40 g of soil as explained in the
158 Supporting Information (SI-2). The final obtained residues were re-dissolved in 1 mL of
159 70 v% methanol and 30 v% ultrapure water containing 0.01 % phosphoric acid and used for
160 chemical analysis. The extraction efficiency for TCZ was 86.36 % \pm 0.45 %.

161 **UHPLC-ESI-QTOF MS analysis**

162 In order to investigate TCZ TPs, samples were first analyzed by non-target UHPLC-ESI-
163 QTOF mass spectrometry. TCZ TPs were primarily identified by screening of the MS-only
164 raw data against the TP library, using accurate mass, isotope spacing and isotope ratio for
165 identification. A difference in accurate mass of 5 ppm, together with an isotopic pattern
166 overall score higher than 85 % were used as cutoff values. Compounds that passed both
167 thresholds, that had a plausible peak chromatogram feature and that were not detected in the
168 controls (non-treated soil samples), were chosen for further analysis by target UHPLC-ESI-
169 QTOF tandem MS. For this purpose, the three most abundant precursor ions (generated
170 during MS-only) and the retention time (RT) of each MS-only detected TP were exported to
171 be included into a target list for tandem MS. Method details are explained in the Supporting
172 Information (SI-3).

173 **Molecular structure correlation**

174 Elucidation of the molecular structure of compounds detected by tandem MS was obtained
175 through a molecular structure correlation (MSC) program (Agilent MassHunter Molecular
176 Structure Correlator B.05.00). The software correlated accurate mass daughter ions for a
177 compound of interest with the molecular structures available in the in-house custom library by
178 using a ‘systematic bond-breaking’ approach as described by Hill and Mortishire-Smith.²⁶
179 Briefly, an overall correlation score was generated by taking into account the individual
180 scores from each daughter ion, the mass accuracy of these fragments, and the overall
181 percentage of ion intensities being plausibly explained with substructures.

182 **Molecular typology for categorization of detected TCZ TPs**

183 TCZ and its detected TPs were categorized using the molecular typology approach ‘TyPol’
184 (Typology of Pollutants) proposed by Servien et al. (2014) allowing clustering of chemicals
185 based on the use of molecular descriptors and of environmental parameters.¹⁸ Environmental
186 parameters of TPs of TCZ being unknown, clustering was only done using a set of 40
187 molecular descriptors. After clustering, TyPol was used to estimate the environmental
188 parameters (vapor pressure, dissipation half-life, sorption coefficient and bioconcentration
189 factor) of TCZ TP clusters by analogy to reference compounds for which environmental
190 parameters are known. Details about the method are given in the Supporting Information (SI-
191 4).

192 **RESULTS AND DISCUSSION**

193 **Empirical TCZ TPs**

194 Literature review revealed that studies reporting TCZ dissipation were often ignoring
195 potential TP occurrence and were mainly following targeted analytical approaches.^{27,28} It is
196 noteworthy that newly discovered TPs detected by non-target approaches were observed
197 during degradation of TCZ by bacterial or fungal cultures,²⁹ as photodegradation products,³⁰

198 in field soil studies^{31,3}, in soil microcosm studies^{33,34} and in fruits.³⁵ Additional information
199 was found in regulatory documents mainly citing unpublished or confidential studies
200 reporting TPs in soil and crops partially based on MS and NMR spectroscopy.^{36,37,38}
201 Altogether, literature review led to the construction of a library containing 47 empirical and
202 29 theoretical TCZ TPs (Supporting Information, table S1) which was used for TCZ TP
203 suspect screening in soil samples from the field dissipation study described before.

204 **Detection of TCZ TPs**

205 The QTOF-MS analyses of soil extracts gained from the field dissipation study led to the
206 detection of the parent compound TCZ, as well as of 22 empirical and 12 yet unknown TPs,
207 which were contained in the library. Among the 34 detected features, some of them showed
208 the same exact mass and retention times. 12 TPs passed all steps of identification from non-
209 target MS-only identification to target tandem MS and structure correlation. Three TPs passed
210 only the first two steps (selected by tandem MS but not further identified through structural
211 correlation) and 19 TPs were only detected by MS identification with plausible chromatogram
212 features, but were not further selected by tandem MS due to either method restrictions or used
213 selection criteria or molecular characteristics (e.g. low mass, high volatility,...). Table 1
214 summarizes the data of all detected TCZ TPs, reporting compound name, molecular structure,
215 mass, reference if empirical, and retention time of each TP. Moreover, the time points are
216 provided (expressed in days after the application of the TCZ treatment) at which the TCZ TPs
217 were detected and information regarding the confidence of identification. TPs are coded
218 according to their level of identification confidence (a and orange hooklet: detected by MS-
219 only; a,b and yellow hooklet: detected by MS and selected by tandem MS; a,b,c and green
220 hooklet: detected by MS, selected by tandem MS and identified by MSC). According to
221 Schymanski et al. (2014) level 'a' (MS-only detection) could be assigned to 'level 4 -
222 identification confidence by unequivocal molecular formula'; level 'a,b' (selection by tandem

223 MS) to ‘level 3 - tentative candidate - identification confidence by structure, substituent and
224 class’; level ‘a,b,c’ (structure proposition by MSC) to ‘level 2,b - probable structure -
225 identification confidence by diagnostic evidence’.³⁹ The molecular formulas of compounds
226 that have only been detected by non-target MS but were not further selected by target tandem
227 MS are rather unlikely to be false positives, as they (i) were not detected in the controls, (ii)
228 have plausible chromatogram features and isotopic patterns and (iii) do not differ in RT
229 between replicates and different time points. However, their molecular structure rests tentative
230 as the compound was not selected by tandem MS and as the molecular structure elucidation
231 by MSC is only possible based on the detected product ions produced during tandem MS.
232 More likely, reasons for the impossibility of selection by target tandem MS could be either
233 peak saturation at high concentrations (as it has been seen for the parent molecule TCZ when
234 injected at high volumes), or a high sensitivity of compounds present at low concentrations, or
235 too low masses of the product ions or a high volatility of the precursor. Indeed, electron spray
236 ionization (ESI) conditions and the chosen collision energies have to be efficient enough to
237 produce precursor and product ions while avoiding fragmenting the precursor into too small
238 product ions, as the minimum m/z value was chosen to be 60 due to noise exclusion.
239 Regarding low m/z values, it must be mentioned that the low molecular weight of putative
240 TPs not detected by the non-target MS-only screening such as the well-known triazole
241 fungicide TP 1-H-1,2,4-triazole (TP 63)³⁵⁻³⁸ may be considered as false negatives as they may
242 not be efficiently ionized by ESI due to their volatility at the high temperature of the used ion
243 source. Nevertheless, it should be noted that a compound, which was detected by MS-only
244 and selected by target tandem MS but whose molecular structure could not be proposed by
245 MSC, might be correct in its molecular formula but might have a molecular structure not
246 present in the TP library. Additionally, the poor observed correlation for the low molecular
247 weight TPs might be affected by the formation of product ions, which were below the m/z

248 threshold and thus were missing for MSC. Strictly, all the detected molecules by our approach
249 still remain inferred until confirmed by retention time and fragmentation pattern of pure
250 standards, which are not available on the market for most of them.

251 Despite of this weakness, the benefits of suspect screening coupled to MSC for the elucidation
252 of molecular structures represent a powerful alternative when standards are not available.
253 These benefits can be illustrated by the example of TPs 13 and 15, which are constitutional
254 isomers. As they have the same molecular formula and mass, they could not be discriminated
255 by MS-only and tandem MS (Supporting Information, figure S1) even using MS instruments
256 with higher resolution power. MSC was able to correlate the product ions to the respective
257 precursor for elucidation of their molecular structure (Supporting Information, figure S2) and
258 hence had the capacity to discriminate between these TPs without need of any additional
259 separation step or the use of standards. Furthermore, it must be pointed out that an even
260 higher number of TPs can be taken into account through suspect screening than in targeted
261 approaches, thus providing more comprehensive information on the transformation of one or
262 more pesticides to a series of TPs in the environment.

263 The pesticide dissipation study carried out at field scale was found to be suitable for the
264 purposes of our study. The applied TCZ concentration was in the range of concentrations
265 commonly applied in agriculture²³ and nine time points within 125 days after treatment
266 enabled the comprehensive exploration of TP formation and decay patterns although detailed
267 data on the temporal patterns were not established due to the absence of analytical standards.

268 As TCZ TPs were extracted from the top 5 cm layer of soil, it has to be noted that only those
269 TPs present at this soil layer could be studied. TP properties can strongly deviate from those
270 of the parent molecule⁴⁰ and might be vulnerable to leaching, runoff or volatilization although
271 the parent molecule is considered as relatively immobile or non-volatile.^{36,41} Thus, TPs which
272 potentially dissipated from the top soil layer, which were not extractable from soil via the

273 applied extraction method or which were not listed in the TP library were disregarded in this
274 study.

275 Moreover, TCZ and several of its TPs have two enantiomers or do even possess more than
276 one chiral center. This may be important concerning stereoselective toxicity and dissipation⁴²
277 but it was not considered in this study. For the completion of our analytical approach and for
278 the provision of comprehensive information on actual environmental fate, molecular typology
279 can be applied to estimate potential properties of the detected TPs in a theoretical manner.
280 This technique can be used to estimate properties of TPs of any anthropological substance in
281 nature.

282 **Categorization of TCZ TPs**

283 TCZ and its 34 detected TPs were categorized by TyPol into 3 different clusters (table 1,
284 figure 1) according to their molecular descriptors including molecular weight, number of
285 atoms, dipole moment, polarizability or total energy (Supporting Information, table S2). TCZ
286 and 23 of its TPs were categorized into cluster 1 exhibiting the highest simple and valence
287 molecular connectivity indices (MCIs), energy of the highest occupied molecular orbital
288 (E_{HOMO}), molecular weight (MW), surface (S), polarizability (α), number of atoms and the
289 lowest total energy (E_{tot}). Cluster 2 was composed of 7 TPs that were characterized by the
290 highest dipole moment (μ), energy of the lowest unoccupied molecular orbital (E_{LUMO}) and
291 the lowest number of chlorine atoms. The final 4 TPs were grouped in cluster 3. Those
292 molecules were characterized by the lowest MCIs, E_{HOMO} , MW, S and α but by the highest
293 E_{tot} .

294 The different molecular properties of the TPs within each cluster also adumbrate deviating
295 environmental behaviors, once more emphasizing the importance of the comprehensive
296 knowledge of the existence of each occurring TP. This means that TPs which were classified
297 into the same cluster as their parent molecule TCZ (including newly detected and yet

298 unknown TPs) may have similar behavior in the environment compared to TCZ. TPs which
299 were clustered away from TCZ may have different environmental fate and ecotoxicological
300 impact compared to TCZ. This can be especially problematic if their formation is ignored and
301 thus only TCZ and known TPs are quantified and monitored in the environment. To evaluate
302 these hypotheses, TyPol was applied for a second time in order to categorize 116 various
303 well-known pesticides and 19 TPs available in the TyPol database by analysis of both
304 molecular descriptors and their known environmental parameters (half-life in soil (DT_{50}),
305 sorption coefficient (K_{OC}), vapor pressure (P_{vap}) and bioconcentration factor (BCF)). The
306 compounds formed 6 clusters and median values of the molecular descriptors for each cluster
307 were obtained (an example is given for K_{OC} in the Supporting Information, tables S3 and S4,
308 and figure S3). In order to obtain a preliminary idea of the potential environmental behavior
309 of the detected TCZ TPs, their molecular descriptors were compared to the median values of
310 the 6 clusters formed by clustering the 116 pesticides and 19 TPs. When the molecular
311 descriptors of the well-known compounds of one cluster were highly similar to those of a
312 TCZ TP cluster, it was assumed that environmental parameters could be in a similar range.
313 TPs that were in the same cluster as their parent compound TCZ (cluster 1) were found to
314 overlap with a cluster of pesticides characterized by i) low P_{vap} (median $P_{vap} = 0.026$ mPa),
315 indicating a low volatility from soil and plants and thus low risk for short or long range
316 transfer through the atmosphere,⁴³ ii) low mobility in soil (median $K_{OC} = 825$ L/kg)
317 suggesting a low risk for groundwater contamination,⁴⁴ iii) low persistence in soil
318 (median $DT_{50} = 37$ days) and iv) low potential for bioaccumulation (median BCF = 78)
319 (Supporting Information, table S2). In the same manner, TCZ TPs forming cluster 2 had
320 molecular descriptor values similar to pesticides and TPs exhibiting i) a higher soil mobility
321 than TCZ (median $K_{OC} = 217$ L/kg), thus posing a moderate potential risk for groundwater
322 contamination,⁴⁴ ii) a higher potential for volatilization losses (median $P_{vap} = 0.098$ mPa) than

323 TCZ, iii) lower persistence in soil (median $DT_{50} = 20$ days) and iv) a lower potential for
324 bioaccumulation (median $BCF = 44$). Finally, TCZ TPs forming cluster 3 were the most
325 mobile molecules among the identified TPs (median K_{OC} of 123 L/kg) suggesting a
326 potentially higher risk for groundwater contamination. Furthermore, the TPs of cluster 3
327 posed the highest risk for volatilization losses (median $P_{vap} = 1.600$ mPa) suggesting a
328 significant risk for long or short range atmospheric transfer. Their persistence in soil was
329 assumed to be similar to that of cluster 2 ($DT_{50} = 20$ days) and lower than that of TCZ (cluster
330 1) and their potential for bioaccumulation was estimated to be low ($BCF = 1$) in comparison
331 to cluster 1 ($BCF = 78$) and cluster 2 ($BCF = 44$). These results are in agreement with
332 previous observations showing that when E_{HOMO} , MCIs, and MW decrease, sorption of
333 organic compounds tend to decrease, and when α , μ and MW increase, P_{vap} tend to decrease.⁴⁵
334 Overall, the *in silico* approach using TyPol suggests that 23 of the 34 TCZ TPs targeted in this
335 study are expected to have a similar environmental behaviour as the parent compound. On the
336 other hand, the remaining 11 TPs may be more mobile and volatile than TCZ suggesting a
337 higher risk for groundwater and air contamination. However, their lower persistence and
338 lower bioaccumulation potential than TCZ may counterbalance this risk. This combined
339 method allows a first assessment of the fate of theoretical TPs in the environment identifying
340 those of potential concern that need to be intensively studied in a refined risk assessment
341 approach. If we consider TCZ as a case study, certain TPs from each cluster could be selected
342 based on their molecular features (e.g. selecting between some constitutional isomers, keto-
343 enol tautomers or others) and further considered for a refined ERA.

344 To our knowledge, our approach is the first which combines (i) comprehensive screening of
345 environmental samples (particularly soils) for suspected pesticide TPs based on a library of
346 empirical and theoretical TPs, (ii) detection of TPs without the need of analytical standards,
347 (iii) proposition of their molecular structures without the need of NMR spectroscopy and then

348 (iv) categorization of the detected TPs according to their physicochemical properties aiming
349 to assess their environmental behavior. The approach described in this study could be applied
350 for refining pesticide risk assessment and thus enable regulators and agrochemical industries
351 to identify potential pesticide TPs showing relevant properties for further environmental and
352 ecotoxicological assessment. Once the selected TPs are synthesized, absolute confirmation
353 and quantification can be enabled and thus TP fate, environmental concentration and toxicity
354 to ecosystems and human health can be assessed providing a refined and comprehensive risk
355 assessment of a given pesticide.

356 **ASSOCIATED CONTENT**

357 Supporting information is available regarding the TCZ TP library, TP extraction from soil, the
358 analytical method, chromatogram and MSC examples, the molecular typology method,
359 detailed TyPol results for TCZ and its TPs and for the 116 pesticides and 19 TPs from the
360 TyPol database. This material is available free of charge via the Internet.

361 **AUTHOR INFORMATION**

362 **Corresponding authors**

363 fmartin@dijon.inra.fr; luigi.lucini@unicatt.it

364 **ACKNOWLEDGMENTS**

365 The Ph.D. studies of Veronika Storck performed at the Doctoral School of Environment and
366 Health (ED E2S) at the University of Burgundy were funded by the French Ministry of
367 Education and Research (MESR). This work was done within the framework of the FP7-
368 PEOPLE-2012-IAPP (Industry-Academia Partnerships and Pathways) Marie-Curie project
369 ‘Love-to-Hate’ funded by the European Commission (Grant Agreement number 324349).

370 **REFERENCES**

371 (1) Hutzinger, O., Ed. *The handbook of environmental chemistry – anthropogenic compounds*,
372 3rd, ed.; Springer, Berlin Heidelberg, 2013.

373
374
375
376
377
378
379
380
381
382
383
384
385
386
387
388
389
390
391
392
393
394
395
396
397

(2) Lewis, S.L.; Maslin, M.A. Defining the Anthropocene. *Nature* **2015**, 519, 171-180.

(3) *Pesticides industry sales and usage - 2006 and 2007 market estimates*; U.S. EPA, 2011;
http://www.epa.gov/opp00001/pestsales/07pestsales/market_estimates2007.pdf.

(4) Regulation (EC) No 1107/2009 of the European Parliament and of the Council of 21 October 2009 concerning the placing of plant protection products on the market and repealing Council Directives 79/ 117/EEC and 91/414/EEC. Regulation EC 1107/2009, 2009;
<http://eur-lex.europa.eu/legal-content/EN/TXT/PDF/?uri=CELEX:32009R1107&from=en>.

(5) *Technical overview of ecological risk assessment. Analysis phase: exposure characterization – fate and transport of pesticides*; U.S. EPA, 2015;
http://www.epa.gov/oppefed1/ecorisk_ders/toera_analysis_exp.htm.

(6) Bozdogan, A.M. Assessment of total risk on non-target organisms in fungicide application for agricultural sustainability. *Sustainability* **2014**, 6, 1046-1058.

(7) *A desk study on pesticide metabolites, degradation and reaction products to inform the inspectorate's position on monitoring requirements. Final report for drinking water inspectorate*; Sinclair, C.; Van Beinum, W.; Adams, C.; Bevan, R.; Levy, L.; Parsons, S.; Goslan, E.; Baumann, G.; The Food and Environment Research Agency **2010**;
http://www.google.fr/url?sa=t&rct=j&q=&esrc=s&source=web&cd=1&ved=0CCEQFjAA&url=http%3A%2F%2Frandd.defra.gov.uk%2FDocument.aspx%3FDocument%3DWT1221_9026_FRP.pdf&ei=Bj6aVaHVFIG-

398 UOOzggqF&usg=AFQjCNEgPz56VUkW1sg01QHQXJx18kKCWg&bvm=bv.96952980,d.d

399 24.

400

401 (8) Tixier, C.; Bogaerts, P.; Sancelme, M.; Bonnemoy, F.; Twagilimana, L.; Cuer, A.;
402 Bohatier, J.; Veschambre, H. Fungal biodegradation of a phenylurea herbicide, diuron:
403 structure and toxicity of metabolites. *Pest Management Science* **2000**, 56, 455-462.

404

405 (9) Boxall, A.B.A.; Sinclair, C.J.; Fenner, K.; Kolpin, D.; Maund, S.J. Peer reviewed: When
406 synthetic chemicals degrade in the environment. *Environmental Science & Technology* **2004**,
407 38 (19), 368A-375A.

408

409 (10) Fenner, K.; Canonica, S.; Wackett, L.P.; Elsner, M. Evaluating pesticide degradation in
410 the environment: Blind spots and emerging opportunities. *Science* **2013**, 341, 752-758.

411

412 (11) Directive 2000/60/EC of the European Parliament and of the Council establishing a
413 framework for community action in the field of water policy. EU Water Framework Directive
414 2000/60/EC, 2000; [http://eur-lex.europa.eu/resource.html?uri=cellar:5c835afb-2ec6-4577-](http://eur-lex.europa.eu/resource.html?uri=cellar:5c835afb-2ec6-4577-bdf8-756d3d694eeb.0004.02/DOC_1&format=PDF)
415 [bdf8-756d3d694eeb.0004.02/DOC_1&format=PDF](http://eur-lex.europa.eu/resource.html?uri=cellar:5c835afb-2ec6-4577-bdf8-756d3d694eeb.0004.02/DOC_1&format=PDF).

416

417 (12) Directive 2008/50/EC of the European Parliament and of the Council on ambient air
418 quality and cleaner air for Europe. EU Air Quality Directive 2008/50/EC, 2008; [http://eur-](http://eur-lex.europa.eu/LexUriServ/LexUriServ.do?uri=OJ:L:2008:152:0001:0044:EN:PDF)
419 [lex.europa.eu/LexUriServ/LexUriServ.do?uri=OJ:L:2008:152:0001:0044:EN:PDF](http://eur-lex.europa.eu/LexUriServ/LexUriServ.do?uri=OJ:L:2008:152:0001:0044:EN:PDF).

420

421 (13) Proposal for a directive of the European Parliament and of the Council establishing a
422 framework for the protection of soil and amending Directive 2004/35/EC. Proposal for

423 Directive 2004/35/EC, 2006; [http://eur-lex.europa.eu/legal-](http://eur-lex.europa.eu/legal-content/EN/TXT/PDF/?uri=CELEX:52006PC0232&from=EN)
424 [content/EN/TXT/PDF/?uri=CELEX:52006PC0232&from=EN](http://eur-lex.europa.eu/legal-content/EN/TXT/PDF/?uri=CELEX:52006PC0232&from=EN).

425

426 (14) *Guidance document on pesticide residue analytical methods*; OECD Guideline
427 ENV/JM/MONO(2007)17, 2007; [http://www.oecd.org/env/ehs/pesticides-](http://www.oecd.org/env/ehs/pesticides-biocides/publicationsonpesticideresidues.htm)
428 [biocides/publicationsonpesticideresidues.htm](http://www.oecd.org/env/ehs/pesticides-biocides/publicationsonpesticideresidues.htm).

429

430 (15) Ibanez, M.; Sancho, J.V.; Pozo, O.J.; Niessen, W.; Hernandez, F. Use of quadrupole
431 time-of-flight mass spectrometry in the elucidation of unknown compounds present in
432 environmental water. *Rapid Communications in Mass Spectrometry* **2005**, 19, 169-178.

433

434 (16) Reitzel, L.A.; Dalsgaard, P.W.; Muller, I.B.; Cornett, C. Identification of ten new
435 designer drugs by GC-MS, UPLC-QTOF-MS, and NMR as part of a police investigation of a
436 Danish internet company. *Drug Testing and Analysis* **2012**, 4 (5), 342-254.

437

438 (17) Zeng, W.; Han, H.; Tao, Y.; Yang, L.; Wang, Z.; Chen, K. Identification of bio-active
439 metabolites of gentiopicroside by UPLC/Q-TOF MS and NMR. *Biomedical Chromatography*
440 **2013**, 27, 1129-1136.

441

442 (18) Servien, R.; Mamy, L.; Li, Z.; Rossard, V.; Latrille, E.; Bessac, F.; Patureau, D.; Benoit,
443 P. TyPol – A new methodology for organic compounds clustering based on their molecular
444 characteristics and environmental behavior. *Chemosphere* **2014**, 111, 613-622.

445

446 (19) Börner, H.; Schlüter, K.; Aumann, J. *Pflanzenkrankheiten und Pflanzenschutz*. Springer,
447 Berlin Heidelberg, 2009.

448

449 (20) *Conclusion on the peer review of the pesticide risk assessment of the active substance*
450 *tebuconazole*; EFSA, 2014; <http://www.efsa.europa.eu/fr/efsajournal/doc/3485.pdf>.

451

452 (21) Rieke, S.; Koehn, S.; Hirsch-Ernst, K.; Pfeil, R.; Kneuer, C.; Marx-Stoelting, P.
453 Combination effects of (tri)azole fungicides on hormone production and xenobiotic
454 metabolism in a human placental cell line. *International Journal of Environmental Research*
455 *and Public Health* **2014**, 11, 9660-9679.

456

457 (22) Shalini, K.; Kumar, N.; Drabu, S.; Kumar Sharma, P. Advances in synthetic approach to
458 and antifungal activity of triazoles. *Beilstein Journal of Organic Chemistry* **2011**, 7, 668-677.

459

460 (23) *Folicur® EW250 – directions for use*; Bayer Crop Science 2011;
461 http://www.bayercropscience.ie/labels/Folicur_250_EW.pdf.

462

463 (24) *Soil quality – Sampling – Part 6: Guidance on the collection, handling and storage of*
464 *soil under aerobic conditions for the assessment of microbiological processes, biomass and*
465 *diversity in the laboratory*; ISO 10381-6, 2009;
466 <https://www.iso.org/obp/ui/#iso:std:iso:10381:-6:en>.

467

468 (25) Papadopoulou, E.S.; Karas, P.A.; Nikolaki, S.; Storck, V.; Ferrarini, A.; Fornasier, F.;
469 Ferrari, F.; Trevisan, M.; Martin-Laurent, F.; Tsiamis, G.; Karpouzas, D.G. A lab-to-field
470 experimental approach to study the dissipation, metabolism and soil microbial ecotoxicity of
471 isoproturon, tebuconazole and chlorpyrifos. *IUPAC International Congress of Pesticide*
472 *Chemistry, San Francisco* **2014**.

473

474 (26) Hill, A. W.; Mortishire-Smith R. J. Automated assignment of high-resolution
475 collisionally activated dissociation mass spectra using a systematic bond disconnection
476 approach. *Rapid Communications in Mass Spectrometry* **2005**, 19, 3111-3118.

477

478 (27) Sehnem, N.; Souza-Cruz, P.; Peralba, M.; Zachia Ayub, M. Biodegradation of
479 tebuconazole by bacteria isolated from contaminated soils. *Journal of Environmental Science
480 and Health Part B* **2010**, 45, 67-72.

481

482 (28) Woo, C.; Daniels, B.; Stirling, R.; Morris, P. Tebuconazole and propiconazole tolerance
483 and possible degradation by Basidiomycetes: A wood-based bioassay. *International
484 Biodeterioration and Biodegradation* **2010**, 64, 403-408.

485

486 (29) Obanda, D.N.; Shupe, T.F. Biotransformation of tebuconazole by microorganisms:
487 Evidence of a common mechanism. *Wood and Fiber Science* **2009**, 41 (2), 157-167.

488

489 (30) Calza, P.; Baudino, S.; Aigotti, R.; Baiocchi, C.; Branca, P.; Pelizzetti, E. High-
490 performance liquid chromatographic/tandem mass spectrometric identification of the
491 phototransformation products of tebuconazole on titanium dioxide. *Journal of Mass
492 Spectrometry* **2002**, 37, 566-576.

493

494 (31) Herrero-Hernandez, E.; Andrades, M. S.; Marin-Benito, J. M.; Sanchez-Martin, M. J.;
495 Rodriguez-Cruz, M.S. Field-scale dissipation of tebuconazole in a vineyard soil amended with
496 spent mushroom substrate and its potential environmental impact. *Ecotoxicology and
497 Environmental Safety* **2011**, 74, 1480-1488.

498

499 (32) Potter, T.L.; Strickland, T.C.; Joo, H.; Culbreath, A.K. Accelerated soil dissipation of
500 tebuconazole following multiple applications to peanut. *Journal of Environmental Quality*
501 **2005**, 34, 1205-1213.

502

503 (33) Strickland, T.C.; Potter, T.L.; Hyun, J. Tebuconazole dissipation and metabolism in
504 Tifton loamy sand during laboratory incubation. *Pest Management Science* **2004**, 60, 703-
505 709.

506

507 (34) White, P.M.; Potter, T.L.; Culbreath, A.K. Fungicide dissipation and impact on
508 metolachlor aerobic soil degradation and soil microbial dynamics. *Science of the Total*
509 *Environment* **2010**, 408, 1393-1402.

510

511 (35) Schermerhorn, P.G.; Golden, P.E.; Krynitsky, A.J.; Leimkuehler, W.M. Determination of
512 22 triazole copounds including parent fungicides and metabolites in apples, peaches, flour and
513 water by liquid chromatography/tandem mass spectrometry. *Journal of AOAC International*
514 **2005**, 88 (5), 1491-1502.

515

516 (36) *Scientific Report 176 - Conclusion on the peer review of tebuconazole*; EFSA, 2008;
517 <http://www.efsa.europa.eu/en/scdocs/doc/176r.pdf>.

518

519 (37) *Pesticide Evaluation Tebuconazole 188*; FAO, 1994;
520 http://www.fao.org/fileadmin/templates/agphome/documents/Pests_Pesticides/JMPR/Evaluati
521 [on94/tebucona.pdf](http://www.fao.org/fileadmin/templates/agphome/documents/Pests_Pesticides/JMPR/Evaluati).

522

523 (38) *Tebuconazole Memorandum*; U.S. EPA, 1990;
524 [http://www.epa.gov/pesticides/chem_search/cleared_reviews/csr_PC-128997_18-Sep-](http://www.epa.gov/pesticides/chem_search/cleared_reviews/csr_PC-128997_18-Sep-90_025.pdf)
525 [90_025.pdf](http://www.epa.gov/pesticides/chem_search/cleared_reviews/csr_PC-128997_18-Sep-90_025.pdf).

526

527 (39) Schymanski, E.L.; Jeon, J.; Gulde, R.; Fenner, K.; Ruff, M.; Singer, H.P.; Hollender, J.
528 Identifying small molecules via high resolution mass spectrometry: Communicating
529 confidence. *Environmental Science and Technology* **2014**, 48, 2097-2098.

530

531 (40) Giacomazzi, S.; Cochet, N. Environmental impact of diuron transformation: a review.
532 *Chemosphere* **2004**, 56, 1021-1032.

533

534 (41) Horn, W.; Jann, O.; Wilke, O. Suitability of small environmental chambers to test the
535 emission of biocides from treated materials into the air. *Atmospheric Environment* **2003**, 37,
536 5477-5483.

537

538 (42) Wang, X.; Wang, X.; Zhang, H.; Wu, C.; Wang, X.; Xu, H.; Wang, X.; Li, Z.
539 Enantioselective degradation of tebuconazole in cabbage, cucumber and soils. *Chirality* **2012**,
540 24, 104-111.

541

542 (43) *Pesticides in air: Considerations for exposure assessment. Report of the FOCUS*
543 *Working Group on Pesticides in Air*; EC Document Reference SANCO/10553/2006, FOCUS,
544 2008; http://focus.jrc.ec.europa.eu/ai/docs/FOCUS_AIR_GROUP_REPORT-FINAL.pdf.

545

546 (44) McCall, P.J.; Swann, R.L.; Laskowski, D.A.; Unger, S.M.; Vrona, S.A.; Dishburger, H.J.
547 Estimation of chemical mobility in soil from liquid chromatographic retention times. *Bulletin*
548 *of Environmental Contamination and Toxicology* **1980**, 24, 190-195.

549

550 (45) Mamy, L.; Patureau, D.; Barriuso, E.; Bedos, C.; Bessac, F.; Louchart, X.; Martin-
551 Laurent, F.; Miège, C.; Benoit, P. Prediction of the fate of organic compounds in the
552 environment from their molecular properties: A review. *Critical Reviews in Environmental*
553 *Science and Technology* **2015**, 45, 1277-1377.

554

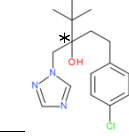
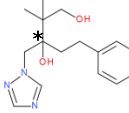
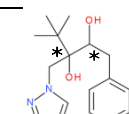
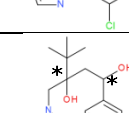
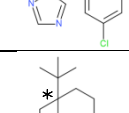
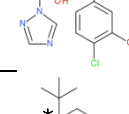
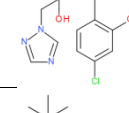
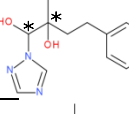
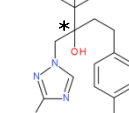


556

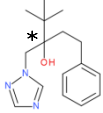
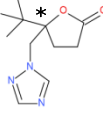
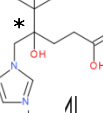
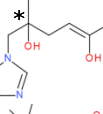
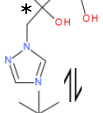
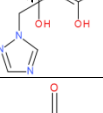
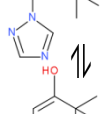
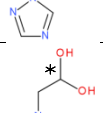
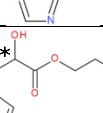
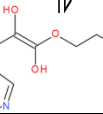
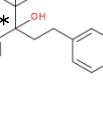
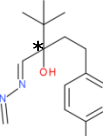
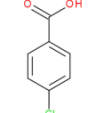

Picture Tractor spraying wheat field: © Dusan Kostic, Fotolia Credit Licence 82893177; Picture QTOF-MS: © Agilent Technologies, Inc. 2015. Reproduced with Permission, Courtesy of Agilent Technologies, Inc.

557

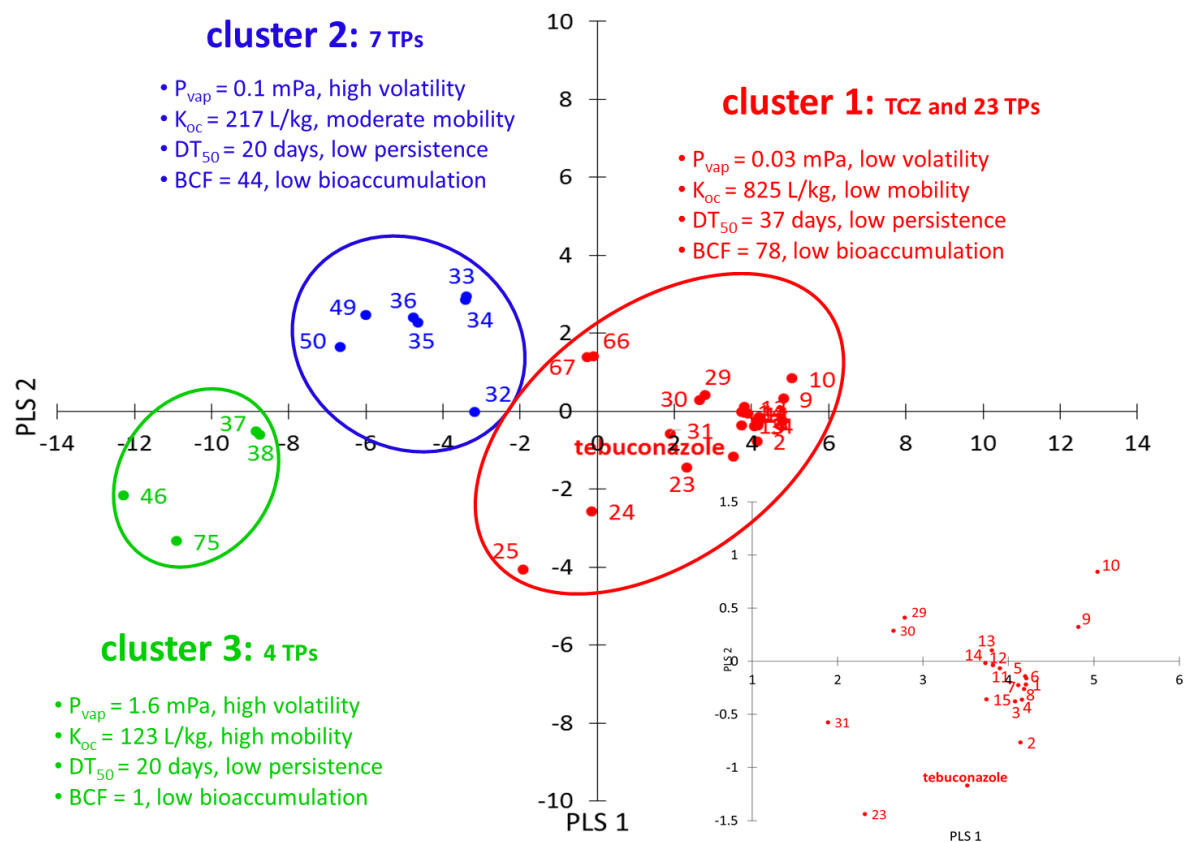
558 Table 1: TCZ TPs detected in this study by suspect screening analysis. Reference to the
 559 degree of confidence on identification (a. detected by MS (orange hooklet); b. selected by
 560 target tandem MS (yellow hooklet); c. proposed molecular structure by MSC (green hooklet)),
 561 name, structure, mass and reference if empirical of each TP are provided. The time points at
 562 which a TP was detected and the cluster into which it was categorized are given. Blue boxes
 563 group TPs having the same mass.

compound name	molecular structure	mass [g/mol]	reference	detected in this study	RT [min]	details	TyPol cluster
TCZ, 1-(4-chlorophenyl)-4,4-dimethyl-3-(1,2,4-triazol-1-ylmethyl)pentan-3-ol		307.15	38	✓ a,b,c	9.38	detected at 0,3,7,21,35, 56,70,105 and 125 d	1
TP 1, 5-(4-chlorophenyl)-2,2-dimethyl-3-(1,2,4-triazol-1-ylmethyl)pentane-1,3-diol		323.14	29	✓ a	9.24	detected at 21,35 and 70 d	1
TP 2, 1-(4-chlorophenyl)-4,4-dimethyl-3-(1,2,4-triazol-1-ylmethyl)pentane-2,3-diol		323.14	37	✓ a	9.24	detected at 21,35 and 70 d	1
TP 3, 1-(4-chlorophenyl)-4,4-dimethyl-3-(1,2,4-triazol-1-ylmethyl)pentane-1,3-diol		323.14	theoretical TP	✓ a	9.24	detected at 21,35 and 70 d	1
TP 4, 2-chloro-5-[3-hydroxy-4,4-dimethyl-3-(1,2,4-triazol-1-ylmethyl)pentyl]phenol		323.14	theoretical TP	✓ a	9.24	detected at 21,35 and 70 d	1
TP 5, 5-chloro-2-[3-hydroxy-4,4-dimethyl-3-(1,2,4-triazol-1-ylmethyl)pentyl]phenol		323.14	37	✓ a	9.24	detected at 21,35 and 70 d	1
TP 6, 2-[2-(4-chlorophenyl)ethyl]-3,3-dimethyl-1-(1,2,4-triazol-1-yl)butane-1,2-diol		323.14	theoretical TP	✓ a	9.24	detected at 21,35 and 70 d	1
TP 7, 1-[2-[2-(4-chlorophenyl)ethyl]-2-hydroxy-3,3-dimethyl-butyl]-1,2,4-triazol-3-ol		323.14	theoretical TP	✓ a	9.24	detected at 21,35 and 70 d	1
TP 8, 2-[2-[2-(4-chlorophenyl)ethyl]-2-hydroxy-3,3-dimethyl-butyl]-1,2,4-triazol-3-ol		323.14	theoretical TP	✓ a	9.24	detected at 21,35 and 70 d	1

TP 9, 1-(4-chlorophenyl)-4,4-dimethyl-3-(1,2,4-triazol-1-ylmethyl)pentane-1,3,5-triol		339.14	37	✓ a	9.06	detected at 3,7,21,35, 56,70,105 and 125 d	1
TP 10, 1-[2-[2-(4-chlorophenyl)ethyl]-2-hydroxy-3,3-dimethyl-butyl]-1,2,4-triazole-3,5-diol		339.14	theoretical TP	✓ a	9.06	detected at 3,7,21,35, 56,70,105 and 125 d	1
TP 11, 1-(4-chlorophenyl)-3-hydroxy-4,4-dimethyl-3-(1,2,4-triazol-1-ylmethyl)pentan-1-one		321.12	30-33	✓ a,b,c	9.41	detected at 3,7,21,35, 56,70,105 and 125 d	1
TP 12, (E)-1-(4-chlorophenyl)-4,4-dimethyl-3-(1,2,4-triazol-1-ylmethyl)pent-1-ene-1,3-diol		321.12	37	✓ a,b,c	9.41	detected at 3,7,21,35, 56,70,105 and 125 d	1
TP 13, 1-(4-chlorophenyl)-3-hydroxy-4,4-dimethyl-3-(1,2,4-triazol-1-ylmethyl)pentan-2-one		321.12	theoretical TP	✓ a,b,c	9.41	detected at 3,7,21,35, 56,70,105 and 125 d	1
TP 14, (Z)-1-(4-chlorophenyl)-4,4-dimethyl-3-(1,2,4-triazol-1-ylmethyl)pent-1-ene-2,3-diol		321.12	theoretical TP	✓ a,b,c	9.41	detected at 3,7,21,35, 56,70,105 and 125 d	1
TP 15, 2-[2-(4-chlorophenyl)ethyl]-2-hydroxy-3,3-dimethyl-1-(1,2,4-triazol-1-yl)butan-1-one		321.12	theoretical TP	✓ a,b,c	9.41	detected at 3,7,21,35, 56,70,105 and 125 d	1
TP 23, 1-(4-chlorophenyl)-4-methyl-3-(1,2,4-triazol-1-ylmethyl)pentan-3-ol		293.13	37	✓ a,b,c	10.15	detected at 3,7,21,35, 56,70,105 and 125 d	1
TP 24, 4-(4-chlorophenyl)-2-methyl-1-(1,2,4-triazol-1-yl)butan-2-ol		265.10	37	✓ a	6.54	detected at 105 and 125 d	1
TP 25, 4-(4-chlorophenyl)-1-(1,2,4-triazol-1-yl)butan-2-ol		251.08	37	✓ a	4.24	detected at 3,7,21,35, 56,70,105 and 125 d	1
TP 29, 4-[3-hydroxy-4,4-dimethyl-3-(1,2,4-triazol-1-ylmethyl)pentyl]phenol		289.18	theoretical TP	✓ a,b	8.20	detected at 105 and 125 d	1
TP 30, 2,2-dimethyl-5-phenyl-3-(1,2,4-triazol-1-ylmethyl)pentane-1,3-diol		289.18	theoretical TP	✓ a,b	8.20	detected at 105 and 125 d	1

TP 31, 4,4-dimethyl-1-phenyl-3-(1,2,4-triazol-1-ylmethyl)pentan-3-ol		273.18	theoretical TP	✓ a,b,c	9.65	detected at 3,7,21,35,56,70,105 and 125 d	1
TP 32, 5-tert-butyl-5-(1,2,4-triazol-1-ylmethyl)tetrahydrofuran-2-one		223.13	29,34	✓ a,b,c	5.13	detected at 35,56,70,105 and 125 d	2
TP 33, 4-hydroxy-5,5-dimethyl-4-(1,2,4-triazol-1-ylmethyl)hexanoic acid		241.14	33	✓ a	8.38	detected at 3,7,21,35 and 56 d	2
TP 34, 5,5-dimethyl-4-(1,2,4-triazol-1-ylmethyl)hex-1-ene-1,1,4-triol		241.14	33	✓ a	8.38	detected at 3,7,21,35 and 56 d	2
TP 35, 3-hydroxy-4,4-dimethyl-3-(1,2,4-triazol-1-ylmethyl)pentanoic acid		227.13	32	✓ a	4.72	detected at 3,7,21,35 and 56 d	2
TP 36, 4,4-dimethyl-3-(1,2,4-triazol-1-ylmethyl)pent-1-ene-1,1,3-triol		227.13	32	✓ a	4.72	detected at 3,7,21,35 and 56 d	2
TP 37, 3,3-dimethyl-1-(1,2,4-triazol-1-yl)butan-2-one		167.11	33	✓ a,b,c	9.28	detected at 35,56,70,105 and 125 d	3
TP 38, (E)-3,3-dimethyl-1-(1,2,4-triazol-1-yl)but-1-en-2-ol		167.11	33	✓ a,b,c	9.28	detected at 35,56,70,105 and 125 d	3
TP 46, 2-(1,2,4-triazol-1-yl)ethane-1,1-diol		129.05	35,36	✓ a,b	0.68	detected at 56,70,105 and 125 d	3
TP 49, butyl 2-hydroxy-3-(1,2,4-triazol-1-yl)propanoate		213.11	38	✓ a	7.27	detected at 3,7,21,35 and 56 d	2
TP 50, (Z)-1-butoxy-3-(1,2,4-triazol-1-yl)prop-1-ene-1,2-diol		213.11	38	✓ a	7.27	detected at 3,7,21,35 and 56 d	2
TP 66, (NE)-N-[2-[2-(4-chlorophenyl)ethyl]-2-hydroxy-3,3-dimethylbutylidene]formamidine		280.13	29	✓ a,b,c	8.14	detected at 7,21,35,56,70 and 105 d	1
TP 67, 1-(4-chlorophenyl)-4,4-dimethyl-3-[(E)-(methylenehydrazono)methyl]pentan-3-ol		280.13	29	✓ a,b,c	8.14	detected at 7,21,35,56,70 and 105 d	1
TP 75, 4-chlorobenzoic acid		156.00	37	✓ a	9.05	detected at 70 and 105 d	3

* Chiral center



565

566 Figure 1: Categorization of TCZ and its 34 detected TPs into 3 clusters according to their
 567 molecular descriptors on the two main components of the PLS regression (PLS 1 and PLS 2)
 568 and their estimated environmental parameters. Formed clusters are defined by a different
 569 color code. Each TP has its respective number. The inserted graph serves as enlargement of a
 570 part of cluster 1.