



HAL
open science

Efficient gradient method for locally optimizing the periodic/aperiodic ambiguity function

Fabien Arlery, R Kassab, U Tan, Frederic Lehmann

► **To cite this version:**

Fabien Arlery, R Kassab, U Tan, Frederic Lehmann. Efficient gradient method for locally optimizing the periodic/aperiodic ambiguity function. SONDRRA 4th Workshop 2016, May 2016, Lacanau, France. hal-01325277

HAL Id: hal-01325277

<https://hal.science/hal-01325277>

Submitted on 2 Jun 2016

HAL is a multi-disciplinary open access archive for the deposit and dissemination of scientific research documents, whether they are published or not. The documents may come from teaching and research institutions in France or abroad, or from public or private research centers.

L'archive ouverte pluridisciplinaire **HAL**, est destinée au dépôt et à la diffusion de documents scientifiques de niveau recherche, publiés ou non, émanant des établissements d'enseignement et de recherche français ou étrangers, des laboratoires publics ou privés.

Copyright

Efficient Gradient Method for Locally Optimizing the Periodic/Aperiodic Ambiguity Function

F. Arlery^{*/**}; R. Kassab^{*}; U. Tan^{*}

^{*}THALES AIR SYSTEMS

Limours, France

fabien.arlery@thalesgroup.com

rami.kassab@thalesgroup.com

F. Lehmann^{**}

^{**}SAMOVAR, Télécom SudParis,

CNRS, Université Paris-Saclay,

Evry, France

frederic.lehmann@telecom-sudparis.eu

Abstract—This paper deals with the local optimization of the periodic or aperiodic ambiguity function of a complex sequence by using a gradient method on the phases. It is shown that efficient equations are obtained for those gradient calculations.

Keywords—Waveform design, Gradient, Ambiguity Function, complex sequence.

I. INTRODUCTION

In radar field, improving the radar performances by finding a sequence with optimized ambiguity function is a common purpose. But minimizing the sidelobes of the ambiguity function is a tricky issue.

One solution is to find easily-constructed sequences such as sequences of the Small Set of Kasami or other kinds of spreading codes [1] [2]. However it can be noticed that those sequences have a good Peak to Sidelobe Level (PSL) on the whole ambiguity function area. But in practice the Doppler frequency range can be much smaller than the bandwidth of the probing signal. For example, with a L-band radar operating at a wavelength of 0.3 m, an airliner with a radial speed of 300 m/s gives a Doppler frequency of 2 kHz which is much smaller than the bandwidth of many MHz. Also depending of the signal duration it is not relevant to optimize the whole distance range. For example, assuming a radar instrumented range of 150 km, a pulse repetition interval of 10 ms induces an unambiguous distance range of 1500 km which is much more than the radar instrumented range. Therefore we confine our attention on a small area of interest defined by the maximum Doppler frequency and the radar instrumented range and we expect to obtain better sidelobe levels (Fig 1.).

According to this remark, another solution is to generate a sequence such that the ambiguity function is locally optimized. This kind of waveform design can be achieved by the use of cyclic algorithm, like the one introduced by Stoica and He [3]. However this algorithm is based on the Singular Value Decomposition (SVD) of a large matrix with a complexity of $O(N^3)$ (where N is the number of elements in the sequences).

But recent works [4] have shown the possibility to optimize the autocorrelation sidelobe energy by using an efficient gradient method which reduces the complexity to $O(M\log(N))$. In this paper, we extend this approach to the local optimization of the ambiguity function of aperiodic or periodic complex sequences.

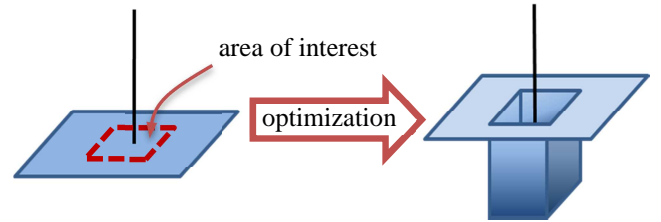


Fig. 1. Expected result on the ambiguity function after local optimization.

II. GRADIENT METHOD FOR OPTIMIZING THE MATCHED FILTERING RESPONSE IN PRESENCE OF A DOPPLER

A. Notations and Purpose

First, define a complex sequence $\mathbf{x} := \{x(n)\}_{n=1}^N$ of length N , with $x(n) = x_n = A_n e^{j\phi_n}$ and its Doppler shift version $\mathbf{x}_{f_D} := \{x(n) e^{j2\pi f_D n T_b}\}_{n=1}^N$ where f_D and T_b corresponds respectively to the Doppler shift and the bit time. A_n is supposed to be the predefined waveform envelope (i.e. constant modulus or pulsed etc.).

If we define a normalized Doppler shift p such that $f_D = \frac{p}{NT_b}$ then \mathbf{x}_{f_D} can be designed by $\mathbf{x}_p := \{x(n) e^{j2\pi \frac{np}{N}}\}_{n=1}^N$.

According to that the correlation of \mathbf{x} and \mathbf{x}_p , expressed as $\mathbf{r}_p = \mathbf{x} * \mathbf{x}_p$, is given by:

$$\begin{aligned} r_p(k) &= (\mathbf{x} * \mathbf{x}_p)_k \\ &= \sum_{n=1}^N x(n) x^*(n+k) e^{j2\pi \frac{np}{N}} \end{aligned} \quad (1)$$

One important feature of this function is:

$$r_p^*(k) = r_{-p}(-k) e^{j2\pi \frac{pk}{N}} \begin{cases} \forall p & \text{if aperiodic} \\ p \in \mathbb{Z} & \text{otherwise} \end{cases} \quad (2)$$

Now let us define the energy term from which we calculate the gradient:

$$E_p = \sum_{k=-N+1}^{N-1} |r_p(k)|^{2q} w_k \quad (3)$$

where the exponent q allows some control over the sidelobe level. When $q = 1$, E_p corresponds to the weighted integrated sidelobe level. Otherwise, the larger the exponent, the more emphasized the dominant term is, so the gradient will essentially indicate the gradient of the PSL. The coefficients w_k control the shape of the correlation sidelobes.

B. Gradient calculations

As \mathbf{x} is a complex sequence with predefined envelope, the gradient is the derivative of the sidelobe energy E_p with respect to its phase: $\frac{\partial E_p}{\partial \phi_i}$.

But by using the chain rule it can be observed that the derivative with respect to the phase of \mathbf{x} can be done by calculating the derivatives with respect to the real and imaginary parts of \mathbf{x} :

$$\frac{\partial E_p}{\partial \phi_i} = -\text{Im}(x_i) \frac{\partial E_p}{\partial \text{Re}(x_i)} + \text{Re}(x_i) \frac{\partial E_p}{\partial \text{Im}(x_i)} \quad (4)$$

As:

$$\frac{\partial E_p}{\partial (\cdot)} = 2q \sum_{k=-N+1}^{N-1} \gamma_{k,p} \left[\text{Re}(r_p(k)) \frac{\partial \text{Re}(r_p(k))}{\partial (\cdot)} + \text{Im}(r_p(k)) \frac{\partial \text{Im}(r_p(k))}{\partial (\cdot)} \right] \quad (5)$$

where $\gamma_{k,p} = w_k |r_p(k)|^{2(q-1)}$ and $\partial(\cdot) = \begin{Bmatrix} \partial \text{Re}(x_i) \\ \partial \text{Im}(x_i) \end{Bmatrix}$.

It can be shown that:

$$\frac{\partial \text{Re}(r_p(k))}{\partial \text{Re}(x_i)} = \text{Re} \left(x(i+k) e^{-j2\pi \frac{ip}{N}} + \text{Re} \left(x(i-k) e^{j2\pi \frac{(i-k)p}{N}} \right) \right) \quad (6)$$

$$\frac{\partial \text{Im}(r_p(k))}{\partial \text{Re}(x_i)} = -\text{Im} \left(x(i+k) e^{-j2\pi \frac{ip}{N}} + \text{Im} \left(x(i-k) e^{j2\pi \frac{(i-k)p}{N}} \right) \right) \quad (7)$$

And similarly:

$$\frac{\partial \text{Re}(r_p(k))}{\partial \text{Im}(x_i)} = \text{Im} \left(x(i+k) e^{-j2\pi \frac{ip}{N}} + \text{Im} \left(x(i-k) e^{j2\pi \frac{(i-k)p}{N}} \right) \right) \quad (8)$$

$$\frac{\partial \text{Im}(r_p(k))}{\partial \text{Im}(x_i)} = \text{Re} \left(x(i+k) e^{-j2\pi \frac{ip}{N}} - \text{Re} \left(x(i-k) e^{j2\pi \frac{(i-k)p}{N}} \right) \right) \quad (9)$$

From now, we can derive the derivative of the sidelobe energy E_p with respect to the real part of \mathbf{x} , and similarly, the derivative with respect to the imaginary part of \mathbf{x} :

Using equations (4) - (9), it comes:

$$\frac{\partial E_p}{\partial \text{Re}(x_i)} = 2q \sum_{k=-N+1}^{N-1} \gamma_{k,p} \left[\text{Re} \left(r_p(k) x(i+k) e^{-j2\pi \frac{ip}{N}} + \text{Re} \left(r_p(k) \left(x(i-k) e^{j2\pi \frac{(i-k)p}{N}} \right)^* \right) \right) \right] \quad (10)$$

$$\frac{\partial E_p}{\partial \text{Im}(x_i)} = 2q \sum_{k=-N+1}^{N-1} \gamma_{k,p} \left[\text{Im} \left(r_p(k) x(i+k) e^{-j2\pi \frac{ip}{N}} - \text{Im} \left(r_p(k) \left(x(i-k) e^{j2\pi \frac{(i-k)p}{N}} \right)^* \right) \right) \right] \quad (11)$$

Putting (10) and (11) into the chain rule equation (4) gives the equation (12) (bottom of the page).

By defining $\boldsymbol{\gamma}_p := \{\gamma_{k,p}\}_{k=-N+1}^{N-1}$ and $\boldsymbol{\theta}_p := \left\{ e^{-j2\pi \frac{kp}{N}} \right\}_{k=1}^N$, the equation (12) becomes:

$$\frac{\partial E_p}{\partial \phi_i} = -2q \text{Im} \left[x(i) \left[\left((\boldsymbol{\gamma}_p \circ \mathbf{r}_{-p}^r) * (\mathbf{x} \circ \boldsymbol{\theta}_p) \right)_i + \left((\boldsymbol{\gamma}_p \circ \mathbf{r}_p) * (\mathbf{x} \circ \boldsymbol{\theta}_p^*)^r \right)_{N+1-i} \right] \right] \quad (13)$$

where $\mathbf{a}^r := \{a(N+1-k)\}_{k=1}^N$ is the reverse of \mathbf{a} ; and $\mathbf{x} \circ \mathbf{y}$ is the Hadamard product of \mathbf{x} and \mathbf{y} .

Then, by setting:

$$\boldsymbol{\beta}_p := \left\{ \left((\boldsymbol{\gamma}_p \circ \mathbf{r}_{-p}^r) * (\mathbf{x} \circ \boldsymbol{\theta}_p) \right)_i + \left((\boldsymbol{\gamma}_p \circ \mathbf{r}_p) * (\mathbf{x} \circ \boldsymbol{\theta}_p^*)^r \right)_{N+1-i} \right\}_{i=1}^N \quad (14)$$

$$\boldsymbol{\delta}_p := \left\{ \frac{\partial E_p}{\partial \phi_i} \right\}_{i=1}^N \quad (15)$$

The previous equation (13) can be converted to a vector form:

$$\boldsymbol{\delta}_p = -2q \text{Im}[\mathbf{x} \circ \boldsymbol{\beta}_p] \quad (16)$$

Finally the gradient can be expressed as a sum of correlation products that can be efficiently computed using Fast Fourier Transforms (FFT). If we denote by $\mathcal{F}(\cdot)$ the discrete Fourier Transform operation, it has been shown by Bracewell in [5] that a correlation in the time domain corresponds to product in the frequency domain. And according to our definition of the convolution (1), it can be derived that the convolution of two sequences \mathbf{a} and \mathbf{b} is equivalent to:

$$\mathbf{a} * \mathbf{b} = \mathcal{F}^{-1}(\mathcal{F}(\mathbf{a})\mathcal{F}(\mathbf{b}^*)) \quad (17)$$

So that gives a computation of $\boldsymbol{\delta}_p$ in $O(N \log N)$ operations.

III. GRADIENT METHOD FOR OPTIMIZING A SET OF DOPPLER EFFECTS ON THE AMBIGUITY FUNCTION

A. Notations and Purpose

In this section the gradient of the cost function related to the sidelobe energy within the discrete ambiguity function of a complex sequence is derived. This gradient is presented as an extension of the previous section for a set of Doppler.

If we call \mathbf{P} the set of Doppler frequency to optimize such that:

$$\mathbf{P} := \{p | p \in [-N+1 : N-1]\} \quad (18)$$

$$\frac{\partial E_p}{\partial \phi_i} = -2q \text{Im} \left[x(i) \left(\sum_{k=-N+1}^{N-1} \gamma_{k,p} r_{-p}(-k) \left(x(i+k) e^{-j2\pi \frac{(i+k)p}{N}} \right)^* + \sum_{k=-N+1}^{N-1} \gamma_{k,p} r_p(k) \left(x(i-k) e^{j2\pi \frac{(i-k)p}{N}} \right)^* \right) \right] \quad (12)$$

Then, the energy term from which we calculate the gradient can be expressed as the sum of the partial energy for each Doppler in the set \mathbf{P} :

$$E = \sum_{p \in \mathbf{P}} E_p \quad (19)$$

B. Gradient Calculations

According to the above discussion, it is obvious from (16) and (19) that the gradient expression is:

$$\frac{\partial E}{\partial \phi_i} = \sum_{p \in \mathbf{P}} \frac{\partial E_p}{\partial \phi_i} \quad (20)$$

Therefore by defining $\boldsymbol{\delta} := \left\{ \frac{\partial E}{\partial \phi_i} \right\}_{i=1}^N$

It comes:

$$\boldsymbol{\delta} = \sum_{p \in \mathbf{P}} \boldsymbol{\delta}_p \quad (21)$$

Similarly to the previous section, the computation of $\boldsymbol{\delta}$ can be done in $O(N \log N)$ operations by means of FFT.

The algorithm follows naturally from the above discussion and it is summarized in **Algorithm 1** (see above)

IV. APPLICATIONS

This section provides some applications of those algorithms such that the optimization of the response of the matched filter in presence of Doppler of a complex sequence and the local optimization of the ambiguity function of a complex sequence in periodic and aperiodic cases.

A. Optimizing both the response of the matched filter in presence of a Doppler and the autocorrelation of a complex sequence in aperiodic and periodic case

The following examples show the sidelobe rejection that can be obtained by iterative application of (21) in **Algorithm 1**.

A random complex sequence is generated as a starting point for the algorithm and then a gradient descent is done by simply adjusting the descent step α during the process. The global gradient is calculated once in each iteration. This gradient corresponds to the sum on $p \in \mathbf{P}$ of the partial gradient of E_p . Therefore a number of $\text{card}(\mathbf{P})$ partial gradients are calculated within the global gradient. Then the process continues until an exit criterion is met (an upper limit on the number of iterations, or a lower threshold in the minimum improvement acceptable between two successive iterations).

It is relevant to notice that the optimization of the response of the matched filter with a Doppler p optimizes also the response of the matched filter with a Doppler $-p$ (because (2)). Therefore it is sufficient to define \mathbf{P} such that: $\mathbf{P} := \{p \mid p \in [0 : N - 1]\}$ or symmetric.

The figure (2) shows the improvement after optimizing the autocorrelation and one Doppler on the ambiguity function ($\mathbf{P} = \{0 ; 1\}$) of a complex sequence (of length $N = 1024$) with a constant weighting ($w_{k,p} = 1, \forall k, \forall p$) and a large exponent ($q = 4$) in the aperiodic case.

Algorithm 1: The gradient algorithm for optimizing a set of Doppler on the ambiguity function

Step 0: Randomly initialize the phase of the sequence \mathbf{x}
 Define the area of interest: the set of Doppler, \mathbf{P}
 and the weighting coefficients associated, $w_{k,p}$.

Step 1: Gradient calculations for each Doppler:
 Determination of γ_p , \mathbf{r}_p and $\boldsymbol{\delta}_p := \left\{ \frac{\partial E_p}{\partial \phi_i} \right\}_{i=1}^N$ for
 calculating $\boldsymbol{\delta} := \left\{ \frac{\partial E}{\partial \phi_i} \right\}_{i=1}^N$.

Step 2: Determination of the descent step α and update of \mathbf{x} :

$$\mathbf{x} = \mathbf{x} e^{-j\alpha \boldsymbol{\delta}}$$

Step 3: Go to **Step 1** until convergence

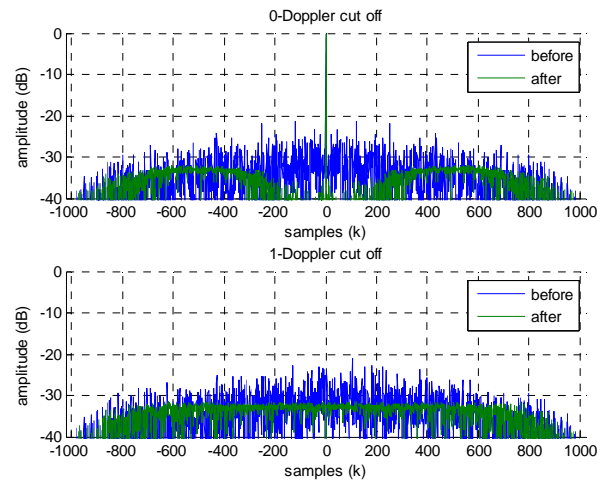


Fig. 2. Matched filter response for a normalized Doppler $\{0 ; 1\}/N$, aperiodic case

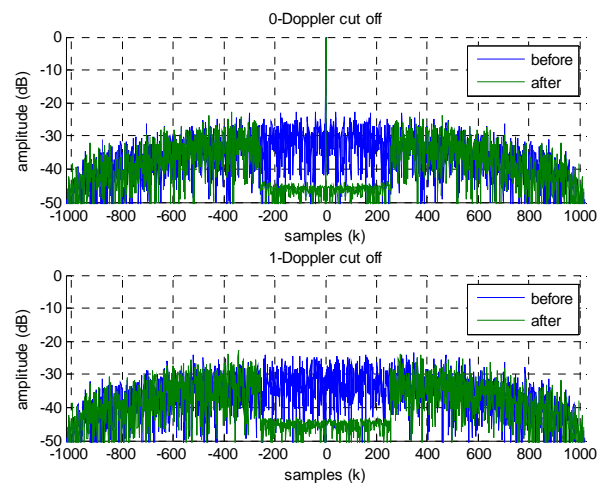


Fig. 3. Matched filter response for a normalized Doppler $\{0 ; 1\}/N$, weighted aperiodic case

TABLE I. PSL IMPROVEMENT OF EXAMPLE A

Case	Before	After
<i>Aperiodic</i>	-21.1 dB	-31.3 dB
<i>Periodic</i>	-21.5 dB	-29.9 dB
<i>Weighted Aperiodic</i>	-22.5 dB	-43.0 dB
<i>Weighted Periodic</i>	-21.5 dB	-42.2 dB

On the other side, the figure (3) represents the improvement after optimizing the autocorrelation and one Doppler on the ambiguity function ($\mathbf{P} = \{0; 1\}$) of a complex sequence ($N = 1024$) for a local weighting ($w_{k,p} = 1, \text{if } |k| < 256 \text{ otherwise } 0, \forall p$) and a large exponent ($q = 4$) in the aperiodic case.

The same simulations have been done in the periodic case and the results for both cases are summarized in TABLE 1.

It is obvious on those examples that the minimization gives a good improvement on the PSL. And the smaller is the optimization area the better is the improvement (the less the system is constrained).

B. Optimizing locally the ambiguity function of a complex sequence in aperiodic and periodic case

The following examples show the sidelobe rejection possible on the area of interest of the ambiguity function by an iterative application of (21) in **Algorithm 1**.

Figure (4) shows the improvement after optimizing a set of Doppler on the ambiguity function ($\mathbf{P} = \{0; 1; 2; 3\}$) of a complex sequence ($N = 1024$) with a constant weighting ($w_{k,p} = 1, \forall k, \forall p$) and a large exponent ($q = 4$) in the aperiodic case.

On the other side, the figure (5) shows the result of the optimization in the same configuration except that a local weighting is taken ($w_{k,p} = 1, \text{if } |k| < 128 \text{ otherwise } 0, \forall p$).

The same simulations have been done in the periodic case and are not shown here, but the results are pretty similar.

As we can see, the algorithm well-improves the PSL in the area of interest. As an example, for a sequence from the Small Set of Kasami, the PSL is about $2/\sqrt{N}$, that corresponds to -24 dB for a sequence of 1024 elements [1]. So even compared to those easily-constructed sequences, our algorithm gives better result. Moreover, this algorithm is highly faster than the cyclic algorithms introduced by Stoica and He [3]. This is due to the efficient calculations of the gradient whereas cyclic algorithms are based on SVD operations.

V. CONCLUSION

In this paper, new gradient methods for designing complex sequences with optimized ambiguity functions were derived. We have shown that the gradient for optimizing the matched filter response in presence of a Doppler consists in simple operations: correlations and Hadamard products. We have also shown that the gradient for optimizing a set of Doppler on the ambiguity function is an extension of the previous one; therefore it is also based on simple correlation operations.

Since the correlation can be performed using Fast Fourier Transforms, the result is that the gradient can be computed with $O(M \log(N))$ operations. This important result offers the possibility to optimize quite long sequences with relatively a short time of computation compared to existing methods.

Moreover, these algorithms optimize quite well the PSL in the area of interest thanks adequate weighting. Therefore, they can be used for designing sequences for radar applications.

REFERENCES

- [1] F. Arlery, M. Klein et F. Lehmann, «Utilization of Spreading Codes as dedicated waveforms for Active Multi-Static Primary Surveillance Radar,» *IEEE Radar Symposium (IRS)*, pp. 327-332, 2015.
- [2] D. V. Sarwate et M. B. Pursley, Crosscorrelation properties of pseudorandom and related sequences, vol. 68, Proceeding of the IEEE, Mai 1980, pp. 593-619.
- [3] H. He, J. Li et P. Stoica, Waveform Design for Active Sensing Systems : A Computational Approach, New York: Cambridge University Press, 2012.
- [4] J. M. Baden, M. S. Davis et L. Schmieler, «Efficient Energy Gradient Calculations for Binary and Complex Sequences,» *RadarCon*, pp. 301-309, Mai 2015.
- [5] R. N. Bracewell, The Fourier Transform and its Applications, 3rd Edition éd., New York: McGraw-Hill, 1986.

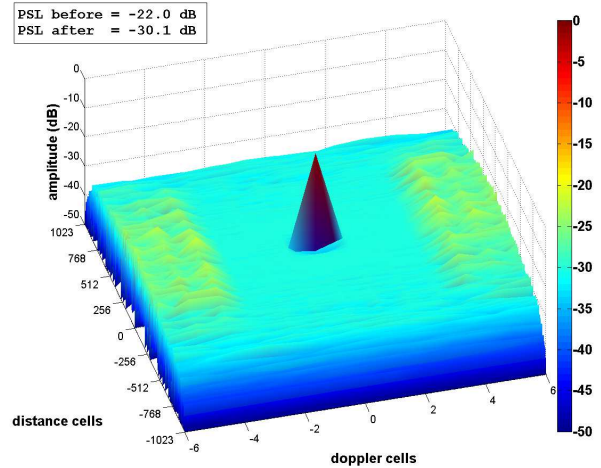


Fig. 4. Ambiguity function obtained when optimizing a set of Doppler $\mathbf{P} = \{0; 1; 2; 3\}/N$ on the whole distance range in aperiodic case.

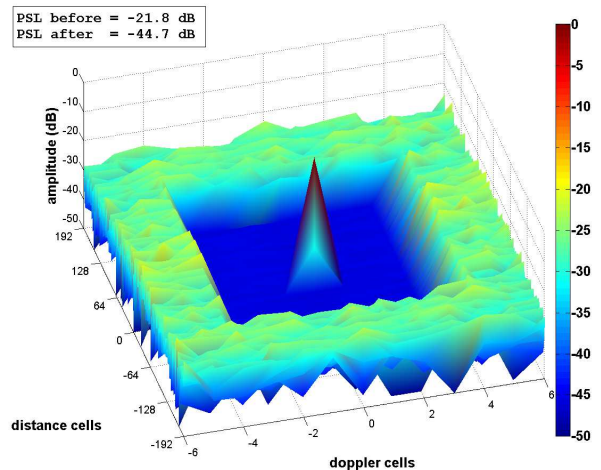


Fig. 5. Ambiguity function obtained when optimizing a set of Doppler $\mathbf{P} = \{0; 1; 2; 3\}/N$ on a weighted range profile in aperiodic case.