



HAL
open science

A hierarchy of non-hydrostatic layer-averaged approximation of Euler equations for free surface flows

Enrique D. Fernandez-Nieto, Martin Parisot, Yohan Penel, Jacques
Sainte-Marie

► **To cite this version:**

Enrique D. Fernandez-Nieto, Martin Parisot, Yohan Penel, Jacques Sainte-Marie. A hierarchy of non-hydrostatic layer-averaged approximation of Euler equations for free surface flows. 2017. hal-01324012v2

HAL Id: hal-01324012

<https://hal.science/hal-01324012v2>

Preprint submitted on 31 May 2017 (v2), last revised 1 Feb 2018 (v4)

HAL is a multi-disciplinary open access archive for the deposit and dissemination of scientific research documents, whether they are published or not. The documents may come from teaching and research institutions in France or abroad, or from public or private research centers.

L'archive ouverte pluridisciplinaire **HAL**, est destinée au dépôt et à la diffusion de documents scientifiques de niveau recherche, publiés ou non, émanant des établissements d'enseignement et de recherche français ou étrangers, des laboratoires publics ou privés.

A hierarchy of non-hydrostatic layer-averaged approximation of Euler equations for free surface flows

E.D. Fernández-Nieto¹, M. Parisot², Y. Penel², and J. Sainte-Marie²

¹Dpto. Matemática Aplicada I. ETS Arquitectura, Universidad de Sevilla,
Avda Reina Mercedes N. 2, 41012 Sevilla, Spain

²Team ANGE (Inria, CEREMA, UPMC, CNRS),
2 rue Simone Iff, CS 42112, 75589 Paris Cedex 12, France
and Sorbonne Universités, UPMC Univ. Paris 06,
Lab. Jacques-Louis Lions UMR CNRS 7598, 75005 Paris, France

May 1, 2017

Abstract

Free surface flows were mainly simulated in the literature by means of shallow water models derived from simplifying assumptions. Research however lead to find out a better balance between physical relevance and computational efficiency. The present work aims at deriving a hierarchy of models corresponding to semi-discretisations with respect to the vertical variable of the Euler equations. More precisely, the resulting semi-discrete systems are multilayer models involving both hydrostatic and non-hydrostatic components of the pressure field. The hierarchy is parametrised by the order of accuracy. Models are proven to satisfy an energy inequality and are assessed by studying the dispersion relation for linear waves. An explicit formula is provided for any number of layers and it converges to the exact dispersion relation for Euler equations when the number of layers goes to infinity.

1 Introduction

Water is present all around the world and as such it is of major interest for societies whether it be in the purpose of producing energy (tides, swell, currents, ...) or in order to protect people (floods, tsunamis, ...). That is why the management of water resources is extensively investigated in the literature. To predict the evolution of lakes, rivers or oceans, scientists derive simplified models with a balance between physical relevance (matching with experimental or actual results) and computational efficiency (running costs).

Despite the outstanding enhancement of computer performance, it is still a great issue to simulate the complete set of equations governing fluid flows, namely in the present case the free-surface compressible Navier-Stokes (NS) equations. Both theoretical and numerical issues related to the modelling of free-surface flows by means of these equations may be prohibitive (in particular because the surface is an unknown itself) so that models of reduced complexity were derived relying on simplifying assumptions (incompressible, inviscid, irrotational, shallow, ...). Such simplifications which imply to neglect some terms in the equations may arise at the expense of physics as some phenomena are not taken into account anymore. However, the influence of the simplifying process is sometimes hard to determine if no exact solution is available. The linear wave theory is then a common tool to assess the newly derived models. This amounts to studying the propagation of gravity waves in water of constant depth.

The shape of water waves results from the competition between nonlinear effects (that make waves steepen) and dispersion effects (that tend to stabilise).¹ Waves thus evolve in a given regime corresponding to

¹The perfect balance between the two corresponds to solitary waves.

different orders of magnitude for parameters μ and ϵ that respectively characterised (frequency) dispersion and amplitude dispersion (nonlinearity). These regimes depend mainly on spatial scales: the shallowness parameter μ describes the ratio of the water depth to the wavelength while ϵ is the ratio of the wave amplitude to the water depth. Hence, as there seems to have no ultimate model capable of modelling flows from deep water to nearshore areas and amenable from the computational point of view at the same time, models are simplified to match specific spatial scales. The range of regimes then induced in the literature a hierarchy of models derived by means of asymptotic expansions with respect to μ and ϵ . We mention a few examples below but readers may refer *e.g.* to [33,34] for a more exhaustive review of nonlinear/dispersive models for water flows.

The first element of the hierarchy is the nonlinear shallow water equations (NLSW) which correspond to the asymptotics $\mu \rightarrow 0$ without regard to ϵ . This non-dispersive model (like weakly dispersive others) benefit from the reduction of space dimension: the low μ -regime – which transcribes the fact that the water depth is negligible compared to horizontal characteristic lengths – comes down to considering a homogeneous horizontal velocity along the vertical axis so that vertical unknowns are left apart. Under this assumption, 3D problems (resp. 2D) are then approximated by 2D models (resp. 1D) which has a strong impact upon the computational time: this legitimates the major interest of the hydrodynamics community for this model.

The NLSW equations were introduced for one space dimension by Saint-Venant [21] and derived more recently in [26] including viscous effects. Two dimensional extensions of NLSW equations with viscosity terms were proposed by Ferrari and Saleri [25] and Marche [39]. Bouchut and Westdickenberg [11] proposed a NLSW-type model valid for an arbitrary topography. Although extensively studied from the numerical point of view (see for instance [4, 28, 43, 48] and references therein) and implemented in industrial codes (HEC-RAS [32], MIKE [20], Telemac [30], Iber [19], ...), the NLSW equations turn out to be irrelevant for some real applications in particular for an arbitrary topography (especially with large variations), when considering stratified flows or when wave breaking is about to occur. These restrictions are mainly due to the fact that $\mu = 0$ means the system is non-dispersive or equivalently the pressure field is hydrostatic.

To account for those non-hydrostatic effects, a common strategy consists in performing an asymptotic expansion with respect to μ and/or to ϵ into the nondimensionalised version of the Navier-Stokes equations. Resulting models can somehow be considered perturbations of the NLSW equations. When smallness assumptions upon μ are imposed, such *weakly dispersive* models are generally called Boussinesq-type models (BTM) after Boussinesq pioneering works [13]. It comprises *weakly nonlinear* models like [42] when ϵ is also assumed to be small (together with $\epsilon = \mathcal{O}(\mu^2)$) and *fully nonlinear* models when the expansion is carried out without regard to ϵ (see [46] in dimension 1 and [27] in dimension 2 with topography). More recently, a large amount of papers were dedicated to the derivation of dispersive models with different orders of accuracy (*e.g.* [8, 9, 33, 35, 49, 50]) but mainly under the irrotational hypothesis (potential flows). Compared to the NLSW equations, BTM models involve higher order derivatives which complicates numerical treatments [10, 18].

To assess these models, one usually relies on the linear wave theory. Indeed, the weakly dispersive assumption is related to the shallow water property and it is crucial to determine the range of applications of models at stake. The associated dispersion relation is derived and compared to the Airy theory (or 1st-order Stokes theory) which enables to determine bounds of validity in terms of parameter kH_0 (where k is the wavenumber and H_0 the constant water height in which the wave propagates) so that some models are relevant rather in shallow water conditions or up to intermediate water. Comparisons helped modify the original system to improve the match with the Airy’s formula; see [37, 38, 41] for such procedures.² However we must underline three facts to bear in mind: first, models are usually used beyond their domain of validity [36]; second, the “exact formula” used as a reference (Airy) has its own limitations; third, numerical schemes dedicated to non-hydrostatic models must be used with mesh sizes which are small enough to correctly catch non-hydrostatic effects [31].

There exists another procedure to derive models for fluid flows. Based on the same procedure as the NLSW

²While Peregrine [42] used the vertical average of the horizontal velocity, Nwogu [41] based his work on a horizontal velocity at an arbitrary altitude which is left as a degree of freedom in the optimisation process of the dispersion relation.

equations, non-hydrostatic models (NH) were introduced [15–17, 47, 51] by means of averaging processes over the water depth. Unlike BTM models where high order derivatives are involved, NH systems have additional unknowns and equations with 1st order derivatives, namely the non-hydrostatic pressure³ and the evolution equation for the vertical velocity. In addition to the reduction of differential orders, boundary conditions may be simpler to deal with. Such systems were for instance applied to the modelling of the swash zone [52]. The numerical algorithm is split into two steps: on the one hand, a standard resolution of the hydrostatic (hyperbolic) part and on the other hand, a projection method to solve the elliptic equation for the hydrodynamic part.

We finally present an important alternative approach that both aims at improving the accuracy of the modelling process and at overcoming the limitations of the shallow water assumption: this approach is generally referred to as *multilayer models* since the flow is split into an arbitrary number of layers which corresponds to a semi-discretisation along the vertical axis. This in addition allows to deal with stratified fluids and with shorter waves.

First attempts [16, 40] relied on (horizontal) layers of fixed thicknesses. In these cases, the free surface motion implied that the fluid domain does not coincide with the grid: some control volumes are then partially filled by the fluid. A similar problem occurs for control volumes crossing the bathymetry and which are also partially filled. Alternatively the bathymetry can be approximated by the lowest layer of the volume. To circumvent this issue, another possibility consists in considering the well-known σ -coordinates [44]. Nevertheless, σ -coordinates present some drawbacks mainly in areas with high gradients of the bathymetry and in wet/dry fronts. Let us remark that an interpretation of σ -coordinates as an ALE formulation has been proposed in [22], where authors also introduced an improvement of the σ -coordinates transformation.

Another technique was introduced in [3] under the assumption of hydrostatic pressures. The author introduced a piecewise vertical integration of Euler/Navier-Stokes equations by assuming a specific vertical profile of the velocity field inside each layer (a constant profile for the horizontal velocity and a linear profile of the vertical component). The thickness of the layers is proportional to the total height of the fluid, which is equivalent to considering a moving grid varying in space and time. The multilayer method has been improved in [5] with the incorporation of mass transfer terms between layers.

The overall technique can be interpreted as a splitting technique where the vertical discretisation is performed by means of a discontinuous Galerkin method. From this point of view, the transfer terms are related to the jump conditions across interfaces that defined the “vertical” boundaries of layers [23].

This vertical discretisation was also considered in several papers in the literature [6, 36, 45] for the case of non-hydrostatic pressures. In [45] the author adapted the technique proposed in [5] to the non-hydrostatic case. The corresponding derivation amounts to supposing within each layer a constant vertical profile of both horizontal and vertical components of the velocity fields, a parabolic profile for the pressure and a linear vertical velocity for the integration of the incompressibility condition. In [6] the authors proposed a vertical integration that corresponds to a constant profile of the horizontal velocity, a linear profile of the vertical velocity and a linear profile of the pressure. The common hypothesis in these references is thus that the horizontal velocity has a constant vertical profile in each layer and is discontinuous at the interfaces. A different assumption holds in [36] where, under the irrotational hypothesis, a multilayer model is derived by using a global continuous profile of the horizontal velocity which is quadratic within each layer. Nevertheless to our knowledge, aforementioned models do not satisfy an exact energy balance which is an important feature in addition to linear wave properties.

In this paper we present a hierarchy of models which are obtained by a layerwise discretisation with a non-hydrostatic pressure (LDNH in the sequel). As previously, the hierarchy is derived depending on the vertical profile of each unknown. It is proven that each model derived in this paper satisfies an exact energy balance. We also provide an explicit linear dispersion relation for each one no matter what the number of layers. In addition we prove that for the three proposed models the corresponding celerity converges to the exact one for the Euler equations in Airy’s theory when the number of layers tends to infinity.

³Also named hydrodynamic pressure [16].

The paper is organised as follows: in § 2 we briefly recall the parent model we aim at approximating, namely the free-surface Euler equations. Then the models are formulated in § 3 while the main model is analysed in § 4 (other models are derived in appendices) including properties of each model such as energy estimates, hydrodynamic balances and linear dispersion relation). We finally specify in § 5 the link between models to legitimize the notion of hierarchy.

2 Euler model for incompressible free surface flows

To model a free surface flow with constant density, we consider the 2D (x, z) Euler system which reads

$$\begin{cases} \partial_x \underline{u} + \partial_z \underline{w} = 0, \\ \partial_t \underline{u} + \partial_x(\underline{u}^2 + \underline{p}) + \partial_z(\underline{u}\underline{w}) = 0, \\ \partial_t \underline{w} + \partial_x(\underline{u}\underline{w}) + \partial_z(\underline{w}^2 + \underline{p}) = -g. \end{cases} \quad (2.1)$$

The equations are set in a moving domain⁴

$$\Omega(t) = \left\{ (x, z) \in \mathbb{R}^2 \mid z_b(t, x) \leq z \leq \underline{\eta}(t, x) \right\}$$

where $g > 0$ is the gravity acceleration and $\underline{\eta}$ is the unknown water elevation. z_b is the topography whose evolution is prescribed by data or another model (erosion, ...). The simplest case corresponds to a topography which does not depend on time but for the sake of generality, we keep both dependencies in the sequel. $\underline{H} = \underline{\eta} - z_b$ is then the water height. In the sequel, underlined variables refer to the solutions to the Euler system while bare variables denote numerical solutions. In System (2.1), the unknowns are the velocity field $\underline{u} = (\underline{u}, \underline{w})$ and the pressure \underline{p} in addition to the water elevation $\underline{\eta}$.

The model is supplemented with boundary conditions at the free surface $z = \underline{\eta}(t, x)$

$$\partial_t \underline{\eta}(t, x) + \underline{u}(t, x, \underline{\eta}(t, x)) \partial_x \underline{\eta}(t, x) - \underline{w}(t, x, \underline{\eta}(t, x)) = 0, \quad (2.2a)$$

$$\underline{p}(t, x, \underline{\eta}(t, x)) = p^{atm}(t, x), \quad (2.2b)$$

for a given atmospheric pressure p^{atm} . The kinematic condition (2.2a) expresses the fact that no fluid particle crosses the free surface. At the bottom of the domain we impose the no-penetration boundary condition

$$\partial_t z_b(t, x) + \underline{u}(t, x, z_b(t, x)) \partial_x z_b(t, x) - \underline{w}(t, x, z_b(t, x)) = 0. \quad (2.2c)$$

We consider well-prepared initial conditions insofar as the steady equation in (2.1) must hold initially:

$$\begin{cases} \underline{\mathbf{u}}(t=0, \cdot) = \mathbf{u}^0, & \text{with } \partial_x u^0 + \partial_z w^0 = 0, \\ \underline{p}(t=0, \cdot) = p^0. \end{cases} \quad (2.3)$$

As we focus on the influence of the non-hydrostatic component of the pressure field, we introduce the hydrodynamic pressure \underline{q} as in [16] defined by

$$\underline{p}(t, x, z) = p^{atm}(t, x) + g(\underline{\eta}(t, x) - z) + \underline{q}(t, x, z), \quad (2.4)$$

so that System (2.1) also reads

$$\begin{cases} \partial_x \underline{u} + \partial_z \underline{w} = 0, & (2.5a) \\ \partial_t \underline{u} + \partial_x(\underline{u}^2 + \underline{q}) + \partial_z(\underline{u}\underline{w}) = -\partial_x(g\underline{\eta} + p^{atm}), & (2.5b) \\ \partial_t \underline{w} + \partial_x(\underline{u}\underline{w}) + \partial_z(\underline{w}^2 + \underline{q}) = 0. & (2.5c) \end{cases}$$

Given this focus, other phenomena such as erosion, surface tension or wind effects are not taken into account.

We underline that even if all the statements are given for the 2D Euler equations (which results in a 1D averaged model), they extend directly to the 3D Euler equations.

⁴It can also be set in a fixed domain $\mathbb{R}^2 \times [0, L_z]$ with $0 < z_b \leq \underline{\eta} < L_z$ introducing a color function $\underline{\phi}$ such that $\underline{\phi}(t, x, z) = 1$ if $z \in [z_b(t, x), \underline{\eta}(t, x)]$ and $\underline{\phi}(t, x, z) = 0$ otherwise. This function is transported by the flow.

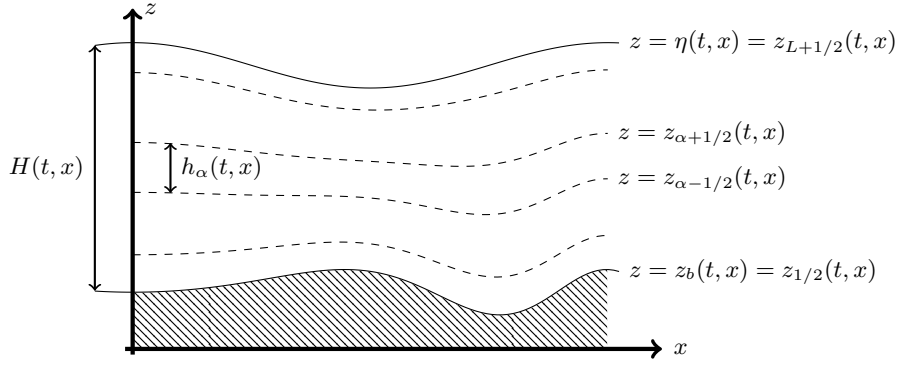


Figure 1: Multilayer description

3 Description of the semi-discrete models

3.1 Setting of the multilayer framework

Given a positive water height $H(t, x)$, a number of layers $L \geq 1$ and a convex combination $(\ell_\alpha)_{1 \leq \alpha \leq L}$ such that

$$\ell_\alpha \in (0, 1], \quad \sum_{\alpha=1}^L \ell_\alpha = 1, \quad (3.1)$$

we set

$$h_\alpha(t, x) = \ell_\alpha H(t, x) \implies H = \sum_{\alpha=1}^L h_\alpha.$$

As depicted on Figure 1, the flow is split along the vertical axis into $L \geq 1$ layers denoted by $\mathcal{L}_\alpha(t, x) = [z_{\alpha-1/2}(t, x), z_{\alpha+1/2}(t, x)]$ for $\alpha \in \{1, \dots, L\}$ where

$$z_{\alpha+1/2} = z_b + \sum_{\beta=1}^{\alpha} h_\beta$$

so that

$$z_b = z_{1/2} < z_{3/2} < \dots < z_{L+1/2} = \eta = z_b + H, \\ h_\alpha(t, x) = z_{\alpha+1/2}(t, x) - z_{\alpha-1/2}(t, x).$$

Layers are not physically based except when focusing on immiscible layers. In the present work, they correspond to a cartesian grid over $[z_b, \eta]$. The standard shallow water equations trivially correspond to a single layer ($L = 1$) and thus to a coarse meshing of the flow.

For the sake of clarity, middle points of layer \mathcal{L}_α are denoted by

$$z_\alpha = \frac{z_{\alpha+1/2} + z_{\alpha-1/2}}{2}.$$

We shall note in the sequel the mean value of a function $(t, x, z) \mapsto f(t, x, z)$ over \mathcal{L}_α

$$\langle f \rangle_\alpha(t, x) = \frac{1}{h_\alpha(t, x)} \int_{z_{\alpha-1/2}(t, x)}^{z_{\alpha+1/2}(t, x)} f(t, x, z) dz.$$

As unknowns may be discontinuous across layer interfaces, we introduce the classical notations

$$f_{\alpha+1/2}^+(t, x) = f(t, x, z_{\alpha+1/2}^+(t, x)) = \lim_{\substack{z \rightarrow z_{\alpha+1/2}(t, x) \\ z > z_{\alpha+1/2}(t, x)}} f|_{\mathcal{L}_{\alpha+1}}(t, x, z)$$

and

$$f_{\alpha+1/2}^-(t, x) = f(t, x, z_{\alpha+1/2}^-(t, x)) = \lim_{\substack{z \rightarrow z_{\alpha+1/2}^-(t, x) \\ z < z_{\alpha+1/2}^-(t, x)}} f|_{\mathcal{L}_\alpha(t, x)}(t, x, z).$$

As a consequence, jumps across $z = z_{\alpha+1/2}$ correspond to $\llbracket f \rrbracket_{\alpha+1/2} = f_{\alpha+1/2}^+ - f_{\alpha+1/2}^-$.

We also denote by

$$\tilde{f}_{\alpha+1/2} = (1 - \gamma_{\alpha+1/2})f_{\alpha+1/2}^+ + \gamma_{\alpha+1/2}f_{\alpha+1/2}^-, \quad \gamma_{\alpha+1/2} \in [0, 1], \quad (3.2)$$

any convex combination providing a mean value at the interface. The convex coefficient might be different from one unknown to another but we decide to take the same throughout the article. When f is continuous across the interface *i.e.* $\llbracket f \rrbracket_{\alpha+1/2} = 0$, (3.2) reduces to $\tilde{f}_{\alpha+1/2} = f_{\alpha+1/2}$.

3.2 Jump conditions and continuity assumptions

Let us introduce a normal vector to the interface $z = z_{\alpha+1/2}(t, x)$ which points upward and defined by

$$\mathbf{n}_{\alpha+1/2}(t, x) = \begin{pmatrix} -\partial_x z_{\alpha+1/2}(t, x) \\ 1 \end{pmatrix}.$$

As in [23], we assume that both the normal velocity and the pressure effects are continuous across the layer interfaces, *i.e.*

$$\llbracket \mathbf{u} \rrbracket_{z=z_{\alpha+1/2}} \cdot \mathbf{n}_{z=z_{\alpha+1/2}} = 0, \quad \text{that is } \llbracket \mathbf{w} \rrbracket_{z=z_{\alpha+1/2}} = \llbracket \mathbf{u} \rrbracket_{z=z_{\alpha+1/2}} \partial_x z_{\alpha+1/2}, \quad (3.3a)$$

$$\llbracket q \rrbracket_{z=z_{\alpha+1/2}} = 0. \quad (3.3b)$$

Hypothesis (3.3a) implies that layers remain adjoining and no void appears within the flow.

Let us remark that both are somehow related to the divergence free constraint (2.5a):

- The continuity of the normal component of the velocity field naturally arises from the jump condition associated to an isolated discontinuity. Indeed, any solution of (2.5a) which is discontinuous across $z = z_{\alpha+1/2}$ satisfies

$$\forall \Gamma \subset \{z = z_{\alpha+1/2}\}, \quad \int_{\Gamma} \llbracket \mathbf{u} \rrbracket \cdot \mathbf{n} \, d\zeta = 0.$$

- On the other hand in the incompressible framework, the pressure field may be identified as the Lagrange multiplier associated to (2.5a).

3.3 Formulation of the hierarchy of models

As it will be shown in the sequel, the discretisation procedure carried out in this paper leads to a hierarchy of models $(\text{LDNH}_\nu)_{\nu \in \{0,1,2\}}$ corresponding to different orders of approximation for each unknown. We present in this section the most complete model LDNH_2 and then lower-order counterparts LDNH_1 and LDNH_0 . The derivations of these models are detailed respectively in Section 4.1 (LDNH_2), Appendices B (LDNH_1) and C (LDNH_0).

Models LDNH_ν correspond to a discontinuous Galerkin method along the vertical axis inserted in the layer-averaged version of the 2D Euler system (2.5). The very difference between models will be investigated in Section 5.

3.3.1 Preliminary

The main assumption in the present approach consists in considering that \underline{u} is approximated with respect to the vertical variable z by a layerwise constant function:

$$\underline{u}(t, x, z) = \sum_{\alpha=1}^L u_{\alpha}(t, x) \mathbb{1}_{\{\mathcal{L}_{\alpha}(t, x)\}}(z) + \mathcal{E}_L, \quad (3.4)$$

where u_{α} is an approximation of $\langle \underline{u} \rangle_{\alpha}$ and \mathcal{E}_L is the truncation error assumed to be at least of order L^{-1} . The classical Saint-Venant model [21] corresponds to $L = 1$ which is a coarse mesh with a single vertical cell. Any $L > 1$ is thus expected to provide more accurate results.

We mention that given the approximation (3.4), the averaging procedure (3.2) reduces for u to

$$\tilde{u}_{\alpha+1/2} = \gamma_{\alpha+1/2} u_{\alpha} + (1 - \gamma_{\alpha+1/2}) u_{\alpha+1}.$$

This decomposition is relevant for small layer thicknesses (see (3.1) for notations) where

$$\max_{\alpha} \ell_{\alpha} = \varepsilon.$$

It is the case in particular for homogeneous grids when $L = \varepsilon^{-1}$. The asymptotics $L \rightarrow +\infty$ enables to study the consistency between semi-discrete models LDNH $_{\nu}$ and the Euler system (2.5).

If we assume that

$$\underline{u}(t, x, z) = \langle \underline{u} \rangle_{\alpha}(t, x) + \varepsilon \underline{u}'_{\alpha}(t, x, z), \quad z \in \mathcal{L}_{\alpha}(t, x), \quad (3.5)$$

with $\langle \underline{u}'_{\alpha} \rangle_{\alpha} = 0$ and $\underline{u}'_{\alpha} = \mathcal{O}_{\varepsilon}(1)$, then the integration of Eq. (2.5a) over $[z_{\alpha-1/2}, z]$ yields

$$\underline{w}|_{\mathcal{L}_{\alpha}(t, x)}(t, x, z) = \underline{w}_{\alpha-1/2}^{+}(t, x) - (z - z_{\alpha-1/2}(t, x)) \partial_x \langle \underline{u} \rangle_{\alpha}(t, x) - \varepsilon \int_{z_{\alpha+1/2}}^z \partial_x \underline{u}'_{\alpha}(t, x, \zeta) d\zeta.$$

In particular this implies

$$\langle \underline{w} \rangle_{\alpha} = \underline{w}_{\alpha-1/2}^{+} - \frac{h_{\alpha}}{2} \partial_x \langle \underline{u} \rangle_{\alpha} - \varepsilon \int_{z_{\alpha-1/2}}^{z_{\alpha+1/2}} \frac{z_{\alpha+1/2} - z}{h_{\alpha}} \partial_x \underline{u}'(\cdot, \cdot, z) dz.$$

Hence the combination of the two last equalities yields

$$\underline{w}|_{\mathcal{L}_{\alpha}(t, x)}(t, x, z) = \langle \underline{w} \rangle_{\alpha}(t, x) - (z - z_{\alpha}(t, x)) \partial_x \langle \underline{u} \rangle_{\alpha}(t, x) + \mathcal{O}(\varepsilon).$$

Consequently, the vertical component \underline{w} of the velocity field may be approximated by a layerwise affine function in the discontinuous Galerkin approach, *i.e.*

$$\underline{w}(t, x, z) = \sum_{\alpha=1}^L [w_{\alpha}(t, x) - (z - z_{\alpha}(t, x)) \partial_x u_{\alpha}(t, x)] \mathbb{1}_{\{\mathcal{L}_{\alpha}(t, x)\}}(z) + \mathcal{O}(\varepsilon) \quad (3.6\text{--LDNH}_{1,2})$$

which allows for discontinuities across layer interfaces $z = z_{\alpha+1/2}(t, x)$. This is incorporated in LDNH $_2$ (§ 3.3.2) and LDNH $_1$ (§ 3.3.3).

But an alternative to (3.6–LDNH $_{1,2}$) consists in approximating \underline{w} by a layerwise constant function, namely

$$\underline{w}(t, x, z) = \sum_{\alpha=1}^L w_{\alpha}(t, x) \mathbb{1}_{\{\mathcal{L}_{\alpha}(t, x)\}}(z) + \mathcal{O}(\varepsilon). \quad (3.6\text{--LDNH}_0)$$

This choice leads to Model LDNH $_0$ (§ 3.3.4).

As for the hydrodynamic pressure field q , we choose a continuous approximation as stated in (3.3b). The degree of the approximation polynomial is then prescribed by Eq. (2.5c): $q \in \mathbb{P}_2$ if $w \in \mathbb{P}_1$ and $q \in \mathbb{P}_1$ if $w \in \mathbb{P}_0$. We mention that this fact is not used as such in the sequel.

Finally, let us introduce the signed standard deviation such that

$$\underline{\sigma}_\alpha^2 = \left\langle (\underline{w} - \langle \underline{w} \rangle_\alpha)^2 \right\rangle_\alpha,$$

and $\underline{\sigma}_\alpha$ has the same sign as $\partial_z \underline{w}$. Under (3.6–LDNH_{1,2}), we have

$$\underline{\sigma}_\alpha^2 = \frac{h_\alpha^2 (\partial_x \langle \underline{u} \rangle_\alpha)^2}{12} + \mathcal{O}(\varepsilon).$$

This is in accordance with (3.8g) in Models LDNH₂ and LDNH₁. Moreover we obtain

$$\underline{w}_{\alpha+1/2}^- = \langle \underline{w} \rangle_\alpha + \sqrt{3} \underline{\sigma}_\alpha + \mathcal{O}(\varepsilon) \quad \text{and} \quad \underline{w}_{\alpha-1/2}^+ = \langle \underline{w} \rangle_\alpha - \sqrt{3} \underline{\sigma}_\alpha + \mathcal{O}(\varepsilon). \quad (3.7)$$

The last equalities are some key-points for the approach and must be satisfied at the discrete level. We shall show below how they are recovered in Models LDNH₂ and LDNH₁. For Model LDNH₀, we trivially have $\sigma_\alpha = 0$.

3.3.2 Model LDNH₂

Formulation. The main non-hydrostatic multilayer model (3.8)–(3.9) is named LDNH₂. This model relies on a discontinuous Galerkin approach based on a \mathbb{P}_0 -approximation for u , \mathbb{P}_1 for w and \mathbb{P}_2 for q . It reads

$$\partial_t H + \partial_x (H \bar{u}) = 0, \quad \bar{u} = \sum_{\alpha=1}^L \ell_\alpha u_\alpha, \quad (3.8a)$$

and for $\alpha \in \{1, \dots, L\}$

$$\begin{aligned} \partial_t (h_\alpha u_\alpha) + \partial_x (h_\alpha u_\alpha^2 + h_\alpha q_\alpha) + \tilde{u}_{\alpha+1/2} \Gamma_{\alpha+1/2} - \partial_x z_{\alpha+1/2} q_{\alpha+1/2} \\ - \tilde{u}_{\alpha-1/2} \Gamma_{\alpha-1/2} + \partial_x z_{\alpha-1/2} q_{\alpha-1/2} = -h_\alpha \partial_x (g\eta + p^{atm}), \end{aligned} \quad (3.8b)$$

$$\partial_t (h_\alpha w_\alpha) + \partial_x (h_\alpha u_\alpha w_\alpha) + \tilde{w}_{\alpha+1/2} \Gamma_{\alpha+1/2} + q_{\alpha+1/2} - \tilde{w}_{\alpha-1/2} \Gamma_{\alpha-1/2} - q_{\alpha-1/2} = 0, \quad (3.8c)$$

$$\begin{aligned} \partial_t (h_\alpha \sigma_\alpha) + \partial_x (h_\alpha \sigma_\alpha u_\alpha) = 2\sqrt{3} \left[q_\alpha - \frac{q_{\alpha+1/2} + q_{\alpha-1/2}}{2} \right. \\ \left. - \Gamma_{\alpha+1/2} \left(\frac{h_\alpha \partial_x u_\alpha}{12} + \frac{\tilde{w}_{\alpha+1/2} - w_\alpha}{2} \right) + \Gamma_{\alpha-1/2} \left(\frac{h_\alpha \partial_x u_\alpha}{12} + \frac{w_\alpha - \tilde{w}_{\alpha-1/2}}{2} \right) \right], \end{aligned} \quad (3.8d)$$

under some diagnostic equations that transcribe the free divergence constraint (2.5a)

$$\partial_x u_\alpha + \frac{w_{\alpha+1/2}^- - w_\alpha}{h_\alpha/2} = 0, \quad (3.8e)$$

$$w_{\alpha+1/2}^+ - \partial_t z_b - u_{\alpha+1} \partial_x z_{\alpha+1/2} + \sum_{\beta=1}^{\alpha} \partial_x (h_\beta u_\beta) = 0, \quad (3.8f)$$

$$\sigma_\alpha + \frac{h_\alpha \partial_x u_\alpha}{2\sqrt{3}} = 0. \quad (3.8g)$$

It is supplemented with discrete jump conditions (3.3a) which become, for $\alpha \in \{1, \dots, L-1\}$,

$$w_{\alpha+1/2}^+ - w_{\alpha+1/2}^- = \partial_x z_{\alpha+1/2} (u_{\alpha+1} - u_\alpha), \quad (3.9a)$$

and boundary conditions

$$q_{L+1/2} = 0, \quad (3.9b)$$

$$w_{L+1/2}^- = \partial_t \eta + u_L \partial_x \eta. \quad (3.9c)$$

$\Gamma_{\alpha\pm 1/2}$ terms involved in (3.8) account for mass transfer across interfaces and are defined by

$$\Gamma_{\alpha+1/2} = \sum_{\beta=\alpha+1}^L \partial_x (h_\beta (u_\beta - \bar{u})). \quad (3.10)$$

The derivation of Equations (3.8–3.9) is described in Section 4.1.

Remarks upon the formulation. Let us make some comments about equalities that can be directly derived from Model (3.8)-(3.9) and that will be used throughout the sequel especially in the part dedicated to energy estimates.

First, let us give some details about the notation introduced in (3.10). At the continuous level, the mass flux is defined by

$$\underline{\Gamma}_{\alpha+1/2} = \tilde{\mathbf{u}}_{\alpha+1/2} \cdot \mathbf{n}_{\alpha+1/2} - \partial_t z_{\alpha+1/2} = \tilde{w}_{\alpha+1/2} - (\partial_t z_{\alpha+1/2} + \tilde{u}_{\alpha+1/2} \partial_x z_{\alpha+1/2}). \quad (3.11)$$

Jump condition (3.3a) enables to rewrite equally (3.11) as⁵

$$\underline{\Gamma}_{\alpha+1/2} = \underline{w}_{\alpha+1/2}^- - (\partial_t z_{\alpha+1/2} + \underline{u}_{\alpha+1/2}^- \partial_x z_{\alpha+1/2}) = \underline{w}_{\alpha+1/2}^+ - (\partial_t z_{\alpha+1/2} + \underline{u}_{\alpha+1/2}^+ \partial_x z_{\alpha+1/2}). \quad (3.12)$$

Terms $\underline{\Gamma}_{\alpha+1/2}$ allow for mass transfer between layers and were introduced in [5]. More precisely, they correspond to the amount of fluid that moves from layer \mathcal{L}_α to layer $\mathcal{L}_{\alpha+1}$. In some works (see for instance [3,12]), they were set to 0 in particular when layers correspond to non-miscible fluids. In many articles [5,23], the mass flux is denoted by $\mathcal{G}_{\alpha+1/2}$ and is such that $\mathcal{G}_{\alpha+1/2} = -\Gamma_{\alpha+1/2}$. In [53], the mass transfer term $\Gamma_{\alpha+1/2}$ is denoted by $\omega_{\alpha+1/2}$ and in [6] by $\Delta w_{\alpha+1/2}$.

Boundary conditions (2.2a) and (2.2c) imply respectively

$$\underline{\Gamma}_{1/2} = 0 \text{ and } \underline{\Gamma}_{L+1/2} = 0. \quad (3.13)$$

Let us show that the definition (3.10) of Γ in the models is consistent with (3.12). We first notice that (3.10) coupled to (3.8a) leads to

$$\Gamma_{\alpha+1/2} = \sum_{\beta=\alpha+1}^L [\partial_t h_\beta + \partial_x (h_\beta u_\beta)] = - \sum_{\beta=1}^{\alpha} [\partial_t h_\beta + \partial_x (h_\beta u_\beta)]. \quad (3.14)$$

The latter expression yields for $\alpha \in \{0, \dots, L-1\}$

$$\Gamma_{\alpha+1/2} = -\partial_t (z_{\alpha+1/2} - z_b) - \sum_{\beta=1}^{\alpha} \partial_x (h_\beta u_\beta) \stackrel{(3.8f)}{=} -\partial_t z_{\alpha+1/2} - u_{\alpha+1} \partial_x z_{\alpha+1/2} + w_{\alpha+1/2}^+$$

which corresponds to the original definition (3.12) for $\underline{\Gamma}_{\alpha+1/2}$. Likewise, the jump condition (3.9a) shows that

$$w_{\alpha+1/2}^- = w_{\alpha+1/2}^+ - (u_{\alpha+1} - u_\alpha) \partial_x z_{\alpha+1/2} = \partial_t z_{\alpha+1/2} + u_{\alpha+1} \partial_x z_{\alpha+1/2} + \Gamma_{\alpha+1/2} - (u_{\alpha+1} - u_\alpha) \partial_x z_{\alpha+1/2}$$

which is the second part of (3.12).

Secondly, let us focus on interface values for w . (3.8e) is the discrete counterpart to the left hand side of (3.7). As for the right hand side, it is deduced from

$$\begin{aligned} w_{\alpha+1/2}^- - w_{\alpha-1/2}^+ &= \partial_t z_{\alpha+1/2} + u_\alpha \partial_x z_{\alpha+1/2} + \Gamma_{\alpha+1/2} - \partial_t z_{\alpha-1/2} - u_\alpha \partial_x z_{\alpha-1/2} - \Gamma_{\alpha-1/2} \\ &\stackrel{(3.14)}{=} \partial_t h_\alpha + u_\alpha \partial_x h_\alpha - [\partial_t h_\alpha + \partial_x (h_\alpha u_\alpha)] = -h_\alpha \partial_x u_\alpha. \end{aligned}$$

We come to the conclusion combining this result with (3.8e). We thus have

$$w_{\alpha+1/2}^- = w_\alpha - \frac{h_\alpha \partial_x u_\alpha}{2} \quad \text{and} \quad w_{\alpha-1/2}^+ = w_\alpha + \frac{h_\alpha \partial_x u_\alpha}{2}. \quad (3.15)$$

⁵If coefficients specific to each unknown were used in (3.2), then (3.12) would hold provided $\gamma_{\alpha+1/2}^u = \gamma_{\alpha+1/2}^w$.

Link with existing models. Let us mention how this multilayer model is related to others in the literature.

First of all, we highlight the differences with the standard multilayer model from [5]. Eq. (3.8b) also reads

$$\begin{aligned} \partial_t(h_\alpha u_\alpha) + \partial_x \left(h_\alpha u_\alpha^2 + g \frac{h_\alpha^2}{2\ell_\alpha} + h_\alpha q_\alpha \right) + \tilde{u}_{\alpha+1/2} \Gamma_{\alpha+1/2} - \partial_x z_{\alpha+1/2} q_{\alpha+1/2} \\ - \tilde{u}_{\alpha-1/2} \Gamma_{\alpha-1/2} + \partial_x z_{\alpha-1/2} q_{\alpha-1/2} = -g h_\alpha \partial_x z_b - h_\alpha \partial_x p^{atm} \end{aligned}$$

or equivalently

$$\partial_t(h_\alpha u_\alpha) + \partial_x \left(h_\alpha u_\alpha^2 + h_\alpha p_\alpha \right) + \tilde{u}_{\alpha+1/2} \Gamma_{\alpha+1/2} - \partial_x z_{\alpha+1/2} p_{\alpha+1/2} - \tilde{u}_{\alpha-1/2} \Gamma_{\alpha-1/2} + \partial_x z_{\alpha-1/2} p_{\alpha-1/2} = 0$$

where p_α and $p_{\alpha\pm 1/2}$ are inferred from (2.4). Hence non-hydrostatic terms are not only related to spatial derivatives but also to coupling terms between layers. If we impose the hydrostatic assumption by setting $q_\alpha = 0$ and $q_{\alpha+1/2} = 0$, we recover the multilayer model from [5] made only of (3.8a-3.8b) as fewer unknowns are involved.⁶

Second of all, when a single layer is considered ($L = 1$), the LDNH₂ model reduces to the so-called Serre–Green–Naghdi model [27, 35, 46] (also referred to as nonlinear Boussinesq equations [49]). The proof consists of simple calculations: for the sake of simplicity, let us consider that $p^{atm} = 0$ and $\partial_t z_b = 0$. Indices b and s refer to bottom and surface data. For $L = 1$, due to $\Gamma_b = \Gamma_s = 0$, Eqs. (3.8)-(3.9) read

$$\left\{ \begin{array}{l} \partial_t H + \partial_x(Hu) = 0, \end{array} \right. \quad (3.16a)$$

$$\left\{ \begin{array}{l} H(\partial_t u + u\partial_x u) + \partial_x(Hq) = -q_b \partial_x z_b - gH\partial_x \eta, \end{array} \right. \quad (3.16b)$$

$$\left\{ \begin{array}{l} q_b = H(\partial_t w + u\partial_x w), \end{array} \right. \quad (3.16c)$$

$$\left\{ \begin{array}{l} q = \frac{q_b}{2} - \frac{H}{12} [\partial_t(H\partial_x u) + u\partial_x(H\partial_x u)], \end{array} \right. \quad (3.16d)$$

$$\left\{ \begin{array}{l} w = w_s + \frac{H}{2} \partial_x u, \end{array} \right. \quad (3.16e)$$

$$\left\{ \begin{array}{l} w_s = u\partial_x z_b - H\partial_x u. \end{array} \right. \quad (3.16f)$$

Straightforward calculations show that this system is equivalent to

$$\left\{ \begin{array}{l} \partial_t \eta + \partial_x(Hu) = 0, \\ H(\partial_t u + u\partial_x u + g\partial_x \eta) + \partial_x \left(H^2 \left(\frac{\mathcal{P}}{3} + \frac{\mathcal{Q}}{2} \right) \right) + H\partial_x z_b \left(\frac{\mathcal{P}}{2} + \mathcal{Q} \right) = 0, \\ \mathcal{P} = -H(\partial_{tx}^2 u + u\partial_{xx}^2 u - (\partial_x u)^2), \\ \mathcal{Q} = \partial_x z_b (\partial_t u + u\partial_x u) + u^2 \partial_{xx}^2 z_b. \end{array} \right.$$

We recover the Serre–Green–Naghdi model under the form of [18].

More generally, this non-hydrostatic model with arbitrary number of layers can be expressed as a Boussinesq type model with high order derivatives. For instance, the standard deviation σ characterised by (3.8g) – used like in mixed formulations for finite-element methods – could have been incorporated in (3.8d) which would have resulted in second order derivatives for u . Similarly, the formulation (3.8)-(3.9) can be expressed with a lower number of unknowns by inserting (3.8e-3.8g) into (3.8b-3.8d). Then q_α can be extracted from (3.8d) and inserted into (3.8b). A different choice is made in the present paper to emphasise the numerical approach using Discontinuous Galerkin unknowns.

Third of all, it is well known that if we assume that $u_\alpha = \bar{u}$ for all $\alpha \in \{1, \dots, L\}$ in the inviscid multilayer shallow water model presented in [5], we recover the classical shallow water model. Here, if the same

⁶The vertical component of the velocity field is computed *a posteriori* using (3.8f).

assumption holds, by (3.10), we directly obtain $\Gamma_{\alpha+1/2} = 0$. Then summing (3.8b) and (3.8c) over α and using the same definition for \bar{w} and \bar{q} as in (3.8a) for u , we obtain

$$\begin{cases} \partial_t(H\bar{u}) + \partial_x(H(\bar{u}^2 + \bar{q})) + q_b \partial_x z_b = -H \partial_x(g\eta + p^{atm}), \\ \partial_t(H\bar{w}) + \partial_x(H\bar{u}\bar{w}) - q_b = 0, \end{cases}$$

Then (3.16b) and (3.16c) are recovered. Due to $u_{\alpha+1} = u_\alpha$, (3.9a) yields $\tilde{w}_{\alpha+1/2} = w_{\alpha+1/2}^\pm = \partial_t z_b + \bar{u} \partial_x z_{\alpha+1/2} - \sum_{1 \leq \beta \leq \alpha} \ell_\beta \partial_x(H\bar{u})$. We deduce that $w_{\alpha+1/2} = w_{\alpha-1/2} - \ell_\alpha H \partial_x \bar{u}$ which, together with (3.8e), shows that all points $(z_{\alpha+1/2}, w_{\alpha+1/2})$ belong to the same straight line. Therefore the linear function $\hat{w}(t, x, z) = w_s(t, x) + (\eta(t, x) - z) \partial_x \bar{u}(t, x)$ satisfies $\hat{w}|_{z_{\alpha+1/2}} = w_{\alpha+1/2}$ and $\langle \hat{w} \rangle_\alpha = w_\alpha$. Hence (3.16e) and (3.16f) also hold. The final point is to prove (3.16d) which comes from the fact that (3.8d) reduces to

$$q_\alpha - \frac{q_{\alpha+1/2} + q_{\alpha-1/2}}{2} = -\frac{\ell_\alpha^2}{12} \left(\partial_t(H^2 \partial_x \bar{u}) + \partial_x(H^2 \bar{u} \partial_x \bar{u}) \right).$$

This leads to (3.16d) when \hat{q} is a quadratic polynomial.

3.3.3 Model LDNH₁

This case is restricted to homogeneous tessellations of intervals $[z_b(t, x), H(t, x)]$, *i.e.*

$$\forall \alpha \in \{1, \dots, L\}, \ell_\alpha = \frac{1}{L} \text{ with } L \gg 1.$$

Formulation. Truncating quadratic terms in the approximation process leads to an intermediate model, named LDNH₁, and consists of

- The mass conservation law (3.8a);
- The momentum conservation equations (3.8b-3.8c);
- Eq. (3.8d) is replaced by

$$q_\alpha = \frac{q_{\alpha+1/2} + q_{\alpha-1/2}}{2} + \Gamma_{\alpha+1/2} \left(\frac{H}{4L} \widetilde{(\partial_x u)}_{\alpha+1/2} + \frac{\tilde{w}_{\alpha+1/2} - w_\alpha}{2} \right) - \Gamma_{\alpha-1/2} \left(\frac{H}{4L} \widetilde{(\partial_x u)}_{\alpha-1/2} + \frac{w_\alpha - \tilde{w}_{\alpha-1/2}}{2} \right), \quad (3.17)$$

where mean values $\widetilde{(\partial_x u)}_{\alpha \pm 1/2}$ are computed by means of (3.2);

- Divergence constraints (3.8e-3.8f-3.8g);
- Jump conditions (3.9a) and boundary conditions (3.9b-3.9c)

Main unknowns of the resulting system are $(H, u_\alpha, w_\alpha, q_{\alpha+1/2})$ as other unknowns are directly computed from algebraic relations (3.8e), (3.8f), (3.8g) and (3.17). This corresponds to a staggered grid where velocity and pressure fields are located at different places in the same spirit as in the MAC method [29].

The derivation of this model is detailed in Section B.

Link with single-layer models. Similarly to the LDNH₂ model, the LDNH₁ system is related to another one studied in the literature as stated in the following remark. When a single layer is considered ($L = 1$), the LDNH₁ model reduces to the non-hydrostatic depth-averaged model studied in [1, 2, 15]. See also [51] for a similar model.

To prove it, we keep notations from the previous section. For $L = 1$, the LDNH₁ model reads

$$\begin{cases} \partial_t H + \partial_x(Hu) = 0, \\ \partial_t(Hu) + \partial_x(Hu^2 + Hq) = -q_b \partial_x z_b - gH \partial_x \eta, \\ \partial_t(Hw) + \partial_x(Hu w) = q_b, \\ q = \frac{q_b}{2}, \\ w = w_s + \frac{H}{2} \partial_x u, \\ w_s = u \partial_x z_b - H \partial_x u. \end{cases}$$

We then recover the aforementioned model

$$\begin{cases} \partial_t \eta + \partial_x(Hu) = 0, \\ \partial_t(Hu) + \partial_x \left(Hu^2 + g \frac{H^2}{2} + Hq \right) = -(gH + 2q) \partial_x z_b, \\ \partial_t(Hw) + \partial_x(Hu w) = 2q, \\ \partial_x(Hu) - u \partial_x(H + 2z_b) + 2w = 0. \end{cases}$$

3.3.4 Model LDNH₀

The simplest model named LDNH₀ corresponds to a \mathbb{P}_0 -approximation for u and w and \mathbb{P}_1 for q .

Formulation. The model consists of

- The mass conservation law (3.8a);
- The momentum conservation equations (3.8b-3.8c) but we underline that the mean value $\tilde{w}_{\alpha+1/2}$ used in (3.8c) reduces to

$$\tilde{w}_{\alpha+1/2} = \gamma_{\alpha+1/2} w_\alpha + (1 - \gamma_{\alpha+1/2}) w_{\alpha+1}$$

as w is layerwise constant in LDNH₀;

- Divergence constraints (3.8f) and (3.8d) are substituted by

$$w_\alpha - \partial_t z_b - u_\alpha \partial_x z_\alpha + \sum_{\beta=1}^{\alpha-1} \partial_x(h_\beta u_\beta) + \frac{1}{2} \partial_x(h_\alpha u_\alpha) = 0, \quad (3.18a)$$

$$q_\alpha = \frac{q_{\alpha+1/2} + q_{\alpha-1/2}}{2}, \quad (3.18b)$$

- Boundary condition (3.9b).

The derivation of the LDNH₀ model is given in Section C.

Link with single-layer models. When a single layer is considered ($L = 1$), the LDNH₀ model coincides with the LDNH₁ model and thus also reduces to the non-hydrostatic depth-averaged model studied in [1, 2, 15].

4 Analysis of the LDNH₂-model

The models stated in Section 3.3 are analysed in the sequel. We focus on the LDNH₂-model and transfer the analysis of other models in the appendix. However we specify when results hold for the three of them and refer to specific appendices when it is not the case. In particular, we prove that LDNH₂ satisfies an energy inequality. We also provide an explicit linear dispersion relation no matter what the number of layers L which turns out to converge towards Airy's formula when $L \rightarrow +\infty$.

4.1 Derivation

4.1.1 Layer averaging

Let us propose a general way to discretise in a single direction conservative equations with source terms. The toy model is

$$\partial_t \mathbf{R} + \partial_x(u\mathbf{R} + \mathbf{P}) + \partial_z(w\mathbf{R} + \mathbf{Q}) = \mathbf{S}, \quad (4.1)$$

where \mathbf{R} , \mathbf{P} , \mathbf{Q} and \mathbf{S} take values in \mathbb{R}^p . If \bar{X}_α denotes an approximation of $\langle X \rangle_\alpha$, an integration in the z -direction leads to the semi-discrete formulation

$$\partial_t(h_\alpha \bar{\mathbf{R}}_\alpha) + \partial_x(h_\alpha [\bar{u}\bar{\mathbf{R}}_\alpha + \bar{\mathbf{P}}_\alpha]) + \mathcal{F}_{\alpha+1/2}^{\mathbf{R}} - \mathcal{F}_{\alpha-1/2}^{\mathbf{R}} = h_\alpha \bar{\mathbf{S}}_\alpha, \quad (4.2a)$$

where

$$\mathcal{F}_{\alpha+1/2}^{\mathbf{R}} = \Gamma_{\alpha+1/2} \tilde{\mathbf{R}}_{\alpha+1/2} - \tilde{\mathbf{P}}_{\alpha+1/2} \partial_x z_{\alpha+1/2} + \tilde{\mathbf{Q}}_{\alpha+1/2}. \quad (4.2b)$$

The average $\tilde{\mathbf{R}}_{\alpha+1/2}$ is defined by the definition (3.2) and $\Gamma_{\alpha+1/2}$ by (3.10).

Proof: The jump condition associated to Equation (4.1) across a potential isolated discontinuity located at $z = \mathcal{Z}(t, x)$ reads

$$\partial_t \mathcal{Z} [\mathbf{R}]_{z=\mathcal{Z}} + \partial_x \mathcal{Z} [u\mathbf{R} + \mathbf{P}]_{z=\mathcal{Z}} - [w\mathbf{R} + \mathbf{Q}]_{z=\mathcal{Z}} = 0$$

or equivalently

$$\Gamma [\mathbf{R}] - \partial_x \mathcal{Z} [\mathbf{P}] + [\mathbf{Q}] = 0 \quad (4.3)$$

where $\Gamma = w|_{z=\mathcal{Z}} - \partial_t \mathcal{Z} - u|_{z=\mathcal{Z}} \partial_x \mathcal{Z}$ similarly to (3.11). Integrating Eq. (4.1) over a layer \mathcal{L}_α yields

$$\begin{aligned} h_\alpha \langle \mathbf{S} \rangle_\alpha &= \partial_t (h_\alpha \langle \mathbf{R} \rangle_\alpha) - \mathbf{R}_{\alpha+1/2}^- \partial_t z_{\alpha+1/2} + \mathbf{R}_{\alpha-1/2}^+ \partial_t z_{\alpha-1/2} \\ &\quad + \partial_x (h_\alpha \langle u\mathbf{R} + \mathbf{P} \rangle_\alpha) - (u_{\alpha+1/2}^- \mathbf{R}_{\alpha+1/2}^- + \mathbf{P}_{\alpha+1/2}^-) \partial_x z_{\alpha+1/2} + (u_{\alpha-1/2}^+ \mathbf{R}_{\alpha-1/2}^+ + \mathbf{P}_{\alpha-1/2}^+) \partial_x z_{\alpha-1/2} \\ &\quad + w_{\alpha+1/2}^- \mathbf{R}_{\alpha+1/2}^- + \mathbf{Q}_{\alpha+1/2}^- - w_{\alpha-1/2}^+ \mathbf{R}_{\alpha-1/2}^+ + \mathbf{Q}_{\alpha-1/2}^+ \\ &= \partial_t (h_\alpha \langle \mathbf{R} \rangle_\alpha) + \partial_x (h_\alpha \langle u\mathbf{R} + \mathbf{P} \rangle_\alpha) + \left(\mathbf{R}_{\alpha+1/2}^- \Gamma_{\alpha+1/2} - \mathbf{P}_{\alpha+1/2}^- \partial_x z_{\alpha+1/2} + \mathbf{Q}_{\alpha+1/2}^- \right) \\ &\quad - \left(\mathbf{R}_{\alpha-1/2}^+ \Gamma_{\alpha-1/2} - \mathbf{P}_{\alpha-1/2}^+ \partial_x z_{\alpha-1/2} + \mathbf{Q}_{\alpha-1/2}^+ \right). \end{aligned}$$

Upper and lower limits between brackets can be replaced by mean values using (4.3). This leads to (4.2). ■

4.1.2 Application to the Euler equations

To derive Eqs. (3.8a), (3.8b) and (3.8c) we rewrite the Euler equations (2.5) under the system of conservation laws (4.1), which corresponds to

$$\mathbf{R} = \begin{pmatrix} 1 \\ \underline{u} \\ \underline{w} \end{pmatrix}, \quad \mathbf{P} = \begin{pmatrix} 0 \\ \underline{q} \\ 0 \end{pmatrix}, \quad \mathbf{Q} = \begin{pmatrix} 0 \\ 0 \\ \underline{q} \end{pmatrix} \quad \text{and} \quad \mathbf{S} = \begin{pmatrix} 0 \\ -\partial_x (g\eta + p^{atm}) \\ 0 \end{pmatrix}. \quad (4.4)$$

Given the \mathbb{P}_0 -approximation (3.4) for \underline{u} , the second and third equations of the numerical scheme (4.2a) applied to (4.4) yield directly Eqs. (3.8b) and (3.8c). As for the first equation of (4.2a), it reads in the present case

$$\partial_t h_\alpha + \partial_x (h_\alpha u_\alpha) = \Gamma_{\alpha-1/2} - \Gamma_{\alpha+1/2}. \quad (4.5)$$

This equation models the evolution of the mass of fluid within layer \mathcal{L}_α : on the one hand, the fluid is transported at velocity u_α ; on the other hand, mass is gained/lost through interfaces, *i.e.* from layers $\mathcal{L}_{\alpha-1}$ and $\mathcal{L}_{\alpha+1}$. Let us recall that $\Gamma_{\alpha+1/2}$ is a transfer term, that describes the amount of fluid that moves from \mathcal{L}_α to $\mathcal{L}_{\alpha+1}$.

Due to the boundary conditions (3.13), the summation of (4.5) for α from 1 to L leads to Eq. (3.8a). A summation for β from 1 to α or from $\alpha + 1$ to L provides the equality (3.14). This derivation only uses the \mathbb{P}_0 approximation (3.4) for \underline{u} .

In the approximation framework (3.6–LDNH_{1,2}), w is a 1st-order polynomial with respect to z within each layer. To fully determine this velocity component, an additional equation is required, for instance by projecting the momentum equation (2.5c) onto the basis $(1, z)$. More precisely, multiplying (2.5c) by z , we obtain

$$\partial_t(z\underline{w}) + \partial_x(z\underline{uw}) + \partial_z(z(\underline{w}^2 + \underline{q})) = \underline{w}^2 + \underline{q}. \quad (4.6)$$

We then apply the semi-discrete approximation (4.2). Lower and upper limits $w_{\alpha+1/2}^-$ and $w_{\alpha-1/2}^+$ are prescribed by (3.15). As w is layerwise affine, the averaging process requires to compute mean values of quadratic polynomials, namely zw and w^2 . In view of (3.5), we have

$$\begin{cases} \langle zw \rangle_\alpha = z_\alpha w_\alpha - \frac{h_\alpha^2 \partial_x u_\alpha}{12} + \mathcal{O}(\varepsilon), \\ \widetilde{(zw)}_{\alpha+1/2} = z_{\alpha+1/2} \tilde{w}_{\alpha+1/2} + \mathcal{O}(\varepsilon), \\ \langle w^2 \rangle_\alpha = w_\alpha^2 + \frac{h_\alpha^2 (\partial_x u_\alpha)^2}{12} + \mathcal{O}(\varepsilon). \end{cases} \quad (4.7)$$

Using the definition (3.8g) for σ_α , the application of (4.2a) to (4.6) combined with (4.7) reads

$$\begin{aligned} & \partial_t(h_\alpha z_\alpha w_\alpha) + \partial_x(h_\alpha z_\alpha u_\alpha w_\alpha) + \partial_t \left(\frac{h_\alpha^2 \sigma_\alpha}{2\sqrt{3}} \right) + \partial_x \left(\frac{h_\alpha^2 \sigma_\alpha u_\alpha}{2\sqrt{3}} \right) \\ & + z_{\alpha+1/2} (\tilde{w}_{\alpha+1/2} \Gamma_{\alpha+1/2} + q_{\alpha+1/2}) - z_{\alpha-1/2} (\tilde{w}_{\alpha-1/2} \Gamma_{\alpha-1/2} + q_{\alpha-1/2}) = h_\alpha (w_\alpha^2 + \sigma_\alpha^2 + q_\alpha). \end{aligned} \quad (4.8)$$

According to (3.12) and (3.15), we notice that

$$\partial_t z_\alpha + u_\alpha \partial_x z_\alpha = w_\alpha - \frac{\Gamma_{\alpha+1/2} + \Gamma_{\alpha-1/2}}{2}.$$

Hence, thanks to (4.5) and (3.8c), we conclude that smooth solutions to Eq. (4.8) also satisfy Eq. (3.8d).

4.2 Energy

Let us show that the non-hydrostatic models presented in Section 3.3 satisfy an energy estimate.

We first recall the energy equality at the continuous level. The kinetic energy is denoted by

$$\underline{\mathcal{K}} = \frac{\underline{u}^2 + \underline{w}^2}{2}.$$

Then for $(\underline{u}, \underline{w}, \underline{p})$ smooth solutions to the Euler equations (2.1), we have

$$\begin{aligned} \partial_t \left(\int_{z_b}^\eta \left(\underline{\mathcal{K}} + g \frac{\eta + z_b}{2} + p^{atm} \right) dz \right) + \partial_x \left(\int_{z_b}^\eta \underline{u} (\underline{\mathcal{K}} + \underline{q} + g\underline{\eta} + p^{atm}) dz \right) \\ = \underline{H} \partial_t p^{atm} + (g\underline{H} + \underline{q}|_{z=z_b}) \partial_t z_b. \end{aligned} \quad (4.9)$$

Let us now turn to the semi-discrete level and set

$$\bar{\mathcal{K}}_\alpha = \frac{u_\alpha^2 + w_\alpha^2 + \sigma_\alpha^2}{2}. \quad (4.10)$$

Proposition 1

Let us assume that

$$\left(\gamma_{\alpha+1/2} - \frac{1}{2}\right) \Gamma_{\alpha+1/2} \geq 0. \quad (4.11)$$

If $(H, u_\alpha, w_\alpha, q_\alpha)$ are smooth solutions to (3.8), we have

$$\begin{aligned} \partial_t \left(\sum_{\alpha=1}^L h_\alpha (\bar{\mathcal{K}}_\alpha + gz_\alpha + p^{atm}) \right) + \partial_x \left(\sum_{\alpha=1}^L h_\alpha u_\alpha (\bar{\mathcal{K}}_\alpha + q_\alpha + g\eta + p^{atm}) \right) \\ \leq H \partial_t p^{atm} + (gH + q_{1/2}) \partial_t z_b. \end{aligned} \quad (4.12)$$

Moreover, if we take $\gamma_{\alpha+1/2} = \frac{1}{2}$, then (4.12) is an equality.

Remark 1 Due to the identity

$$\sum_{\alpha=1}^L h_\alpha z_\alpha = \sum_{\alpha=1}^L \frac{z_{\alpha+1/2}^2 - z_{\alpha-1/2}^2}{2} = \frac{z_{L+1/2}^2 - z_{1/2}^2}{2} = \int_{z_b}^\eta \frac{\eta + z_b}{2}, \quad (4.13)$$

we notice that (4.12) is the exact discrete counterpart of the continuous estimate (4.9) in the case $\gamma_{\alpha+1/2} = \frac{1}{2}$. Otherwise, the system turns out to dissipate energy.

Remark 2 Constraint (4.11) is equivalent to taking⁷

$$\gamma_{\alpha+1/2} = \frac{1}{2} \left(1 + \lambda \operatorname{sign}(\Gamma_{\alpha+1/2}) \right) \quad (4.14)$$

for any $\lambda \geq 0$. Consequently, for $\tilde{\mathbf{R}}_{\alpha+1/2}$ defined by (3.2), we have

$$\tilde{\mathbf{R}}_{\alpha+1/2} \Gamma_{\alpha+1/2} = \frac{\mathbf{R}_{\alpha+1/2}^+ + \mathbf{R}_{\alpha+1/2}^-}{2} \Gamma_{\alpha+1/2} - \frac{\lambda}{2} |\Gamma_{\alpha+1/2}| \left(\mathbf{R}_{\alpha+1/2}^+ - \mathbf{R}_{\alpha+1/2}^- \right).$$

We recover the standard Rusanov flux type for finite volume schemes. (4.11) is satisfied in particular for $\gamma_{\alpha+1/2} = \frac{1}{2}$ ($\lambda = 0$ in (4.14)) [23, 24] and for $\gamma_{\alpha+1/2} = \mathbf{1}_{\{\Gamma_{\alpha+1/2} \geq 0\}}$ ($\lambda = 1$ in (4.14)) [5].

Remark 3 The statement of Prop. 1 stands for the LDNH₂-model. Energy inequalities for Models LDNH₁ and LDNH₀ are put in Appendices B and C where the kinetic energy $\bar{\mathcal{K}}_\alpha$ reduces to

$$\bar{\mathcal{K}}_\alpha = \frac{u_\alpha^2 + w_\alpha^2}{2}. \quad (4.15)$$

due to the approximation made in the latter models.

Proof of Prop. 1: Multiplying respectively (3.8b) by u_α , (3.8c) by w_α and (3.8d) by σ_α leads to

$$\begin{aligned} \partial_t \left(h_\alpha \frac{u_\alpha^2}{2} \right) + \partial_x \left(h_\alpha u_\alpha \left(\frac{u_\alpha^2}{2} + q_\alpha + g\eta + p^{atm} \right) \right) + u_\alpha \left(\tilde{u}_{\alpha+1/2} \Gamma_{\alpha+1/2} - \tilde{u}_{\alpha-1/2} \Gamma_{\alpha-1/2} \right) \\ - u_\alpha \left(\partial_x z_{\alpha+1/2} q_{\alpha+1/2} - \partial_x z_{\alpha-1/2} q_{\alpha-1/2} \right) = h_\alpha q_\alpha \partial_x u_\alpha + \frac{u_\alpha^2}{2} \left(\Gamma_{\alpha+1/2} - \Gamma_{\alpha-1/2} \right) + (g\eta + p^{atm}) \partial_x (h_\alpha u_\alpha), \\ \partial_t \left(h_\alpha \frac{w_\alpha^2}{2} \right) + \partial_x \left(h_\alpha u_\alpha \frac{w_\alpha^2}{2} \right) + w_\alpha \left(\tilde{w}_{\alpha+1/2} \Gamma_{\alpha+1/2} + q_{\alpha+1/2} - \tilde{w}_{\alpha-1/2} \Gamma_{\alpha-1/2} - q_{\alpha-1/2} \right) = \frac{w_\alpha^2}{2} \left(\Gamma_{\alpha+1/2} - \Gamma_{\alpha-1/2} \right), \\ \partial_t \left(h_\alpha \frac{\sigma_\alpha^2}{2} \right) + \partial_x \left(h_\alpha u_\alpha \frac{\sigma_\alpha^2}{2} \right) = \frac{\sigma_\alpha^2}{2} \left(\Gamma_{\alpha+1/2} - \Gamma_{\alpha-1/2} \right) + 2\sqrt{3}\sigma_\alpha \left[q_\alpha - \frac{q_{\alpha+1/2} + q_{\alpha-1/2}}{2} \right. \\ \left. - \Gamma_{\alpha+1/2} \left(\frac{h_\alpha \partial_x u_\alpha}{12} + \frac{\tilde{w}_{\alpha+1/2} - w_\alpha}{2} \right) + \Gamma_{\alpha-1/2} \left(\frac{h_\alpha \partial_x u_\alpha}{12} + \frac{w_\alpha - \tilde{w}_{\alpha-1/2}}{2} \right) \right], \end{aligned}$$

⁷The function sign is such that $x \operatorname{sign}(x) = |x|$.

Let us sum the three equalities

$$\begin{aligned}
\partial_t(h_\alpha \bar{\mathcal{K}}_\alpha) + \partial_x(h_\alpha u_\alpha [\bar{\mathcal{K}}_\alpha + q_\alpha + g\eta + p^{atm}]) &= (g\eta + p^{atm})\partial_x(h_\alpha u_\alpha) \\
&+ q_{\alpha+1/2} \left(u_\alpha \partial_x z_{\alpha+1/2} - w_\alpha - \sqrt{3}\sigma_\alpha \right) - q_{\alpha-1/2} \left(u_\alpha \partial_x z_{\alpha-1/2} - w_\alpha + \sqrt{3}\sigma_\alpha \right) \\
&- \Gamma_{\alpha+1/2} \left(u_\alpha \tilde{u}_{\alpha+1/2} + w_\alpha \tilde{w}_{\alpha+1/2} + \left(\frac{\tilde{w}_{\alpha+1/2} - w_\alpha}{2} - \frac{\sigma_\alpha}{2\sqrt{3}} \right) 2\sqrt{3}\sigma_\alpha - \bar{\mathcal{K}}_\alpha \right) \\
&+ \Gamma_{\alpha-1/2} \left(u_\alpha \tilde{u}_{\alpha-1/2} + w_\alpha \tilde{w}_{\alpha-1/2} + \left(\frac{w_\alpha - \tilde{w}_{\alpha-1/2}}{2} - \frac{\sigma_\alpha}{2\sqrt{3}} \right) 2\sqrt{3}\sigma_\alpha - \bar{\mathcal{K}}_\alpha \right). \tag{4.16}
\end{aligned}$$

On the one hand, we focus on pressure terms. We notice that

$$u_\alpha \partial_x z_{\alpha+1/2} - w_\alpha - \sqrt{3}\sigma_\alpha \stackrel{(3.8e)}{=} u_\alpha \partial_x z_{\alpha+1/2} - w_{\alpha+1/2}^- = -\Gamma_{\alpha+1/2} - \partial_t z_{\alpha+1/2}.$$

Hence the sum over all layers is equal to

$$-\sum_{\alpha=1}^L [q_{\alpha+1/2} (\Gamma_{\alpha+1/2} + \partial_t z_{\alpha+1/2}) - q_{\alpha-1/2} (\Gamma_{\alpha-1/2} + \partial_t z_{\alpha-1/2})] = q_{1/2} \partial_t z_b$$

according to boundary conditions (3.9b) and (3.13). On the other hand, we consider terms involving $\Gamma_{\alpha+1/2}$ in (4.16). We have

$$-\left(\frac{w_\alpha}{2} + \frac{\sigma_\alpha}{2\sqrt{3}} \right) 2\sqrt{3}\sigma_\alpha - \frac{w_\alpha^2 + \sigma_\alpha^2}{2} = -\frac{(w_{\alpha+1/2}^-)^2}{2}.$$

If we sum (4.16) for α from 1 to L , we obtain thanks to (3.8a)

$$\begin{aligned}
\partial_t \left(\sum_{\alpha=1}^L h_\alpha \bar{\mathcal{K}}_\alpha \right) + \partial_x \left(\sum_{\alpha=1}^L h_\alpha u_\alpha (\bar{\mathcal{K}}_\alpha + q_\alpha + g\eta + p^{atm}) \right) &= -(g\eta + p^{atm})\partial_t H + q_{1/2} \partial_t z_b \\
&- \sum_{\alpha=1}^L \Gamma_{\alpha+1/2} \left[u_\alpha \left(\tilde{u}_{\alpha+1/2} - \frac{u_\alpha}{2} \right) + w_{\alpha+1/2}^- \left(\tilde{w}_{\alpha+1/2} - \frac{w_{\alpha+1/2}^-}{2} \right) \right] \\
&- \Gamma_{\alpha-1/2} \left[u_\alpha \left(\tilde{u}_{\alpha-1/2} - \frac{u_\alpha}{2} \right) + w_{\alpha-1/2}^+ \left(\tilde{w}_{\alpha-1/2} - \frac{w_{\alpha-1/2}^+}{2} \right) \right]. \tag{4.17}
\end{aligned}$$

On the one hand, we notice that

$$\eta \partial_t H = \eta \partial_t \eta - \eta \partial_t z_b = \partial_t \left(\frac{\eta^2 - z_b^2}{2} \right) - H \partial_t z_b \stackrel{(4.13)}{=} \partial_t \left(\sum_{\alpha=1}^L h_\alpha z_\alpha \right) - H \partial_t z_b.$$

On the other hand we get by a change of indices

$$\begin{aligned}
\sum_{\alpha=1}^L \left[\Gamma_{\alpha+1/2} u_\alpha \left(\tilde{u}_{\alpha+1/2} - \frac{u_\alpha}{2} \right) - \Gamma_{\alpha-1/2} u_\alpha \left(\tilde{u}_{\alpha-1/2} - \frac{u_\alpha}{2} \right) \right] \\
= -\sum_{\alpha=1}^{L-1} \Gamma_{\alpha+1/2} \left(\tilde{u}_{\alpha+1/2} - \frac{u_\alpha + u_{\alpha+1}}{2} \right) \llbracket u \rrbracket_{\alpha+1/2} \stackrel{(3.2)}{=} \sum_{\alpha=1}^{L-1} \Gamma_{\alpha+1/2} \left(\gamma_{\alpha+1/2} - \frac{1}{2} \right) \llbracket u \rrbracket_{\alpha+1/2}^2.
\end{aligned}$$

Likewise

$$\sum_{\alpha=1}^L \left[\Gamma_{\alpha+1/2} w_\alpha \left(\tilde{w}_{\alpha+1/2} - \frac{w_{\alpha+1/2}^-}{2} \right) - \Gamma_{\alpha-1/2} w_\alpha \left(\tilde{w}_{\alpha-1/2} - \frac{w_{\alpha-1/2}^+}{2} \right) \right] = \sum_{\alpha=1}^{L-1} \Gamma_{\alpha+1/2} \left(\gamma_{\alpha+1/2} - \frac{1}{2} \right) \llbracket w \rrbracket_{\alpha+1/2}^2.$$

In conclusion, given the latter equalities, (4.17) reduces to

$$\begin{aligned}
\partial_t \left(\sum_{\alpha=1}^L h_\alpha (\bar{\mathcal{K}}_\alpha + g z_\alpha + p^{atm}) \right) + \partial_x \left(\sum_{\alpha=1}^L h_\alpha u_\alpha (\bar{\mathcal{K}}_\alpha + q_\alpha + g\eta + p^{atm}) \right) \\
= H \partial_t p^{atm} + (gH + q_{1/2}) \partial_t z_b - \sum_{\alpha=1}^{L-1} \Gamma_{\alpha+1/2} \left(\gamma_{\alpha+1/2} - \frac{1}{2} \right) [1 + (\partial_x z_{\alpha+1/2})^2] \llbracket u \rrbracket_{\alpha+1/2}^2, \tag{4.18}
\end{aligned}$$

where we used jump conditions (3.9a). Then (4.18) implies Estimate (4.12) provided that (4.11) holds which ensures the negativity of the sum in the right hand side. In the particular case where $\gamma_{\alpha+1/2} = \frac{1}{2}$, this sum vanishes and (4.12) holds as an equality. ■

4.3 Hydrodynamic balances

Classically, the integration over the whole domain $\Omega(t)$ of the three Euler equations (2.1) ensures the following equalities, provided solutions are smooth and integrable:

- The conservation of global volume:

$$\partial_t \left(\int_{\mathbb{R}} \underline{H}(t, x) \, dx \right) = 0; \quad (4.19a)$$

- The balance of horizontal momentum:

$$\begin{aligned} \partial_t \left(\int_{\mathbb{R}} \left(\int_{z_b(t, x)}^{\eta(t, x)} \underline{u}(t, x, z) \, dz \right) dx \right) \\ = - \int_{\mathbb{R}} \left(\underline{H}(t, x) \partial_x p^{atm}(t, x) + \left(g \underline{H}(t, x) + \underline{q}(t, x, z_b(t, x)) \right) \partial_x z_b(t, x) \right) dx; \end{aligned} \quad (4.19b)$$

- The balance of vertical momentum:

$$\partial_t \left(\int_{\mathbb{R}} \left(\int_{z_b(t, x)}^{\eta(t, x)} \underline{w}(t, x, z) \, dz \right) dx \right) = \int_{\mathbb{R}} \underline{q}(t, x, z_b(t, x)) \, dx. \quad (4.19c)$$

At the discrete level, smooth solutions to the LDNH₂ model satisfy similar balance equations.

Proposition 2

Let $(H, u_\alpha, w_\alpha, q_\alpha)$ be smooth solutions to (3.8) and (3.9). Then the following equalities hold:

- The conservation of global volume:

$$\partial_t \left(\int_{\mathbb{R}} H(t, x) \, dx \right) = 0; \quad (4.20a)$$

- The balance of horizontal momentum:

$$\partial_t \left(\int_{\mathbb{R}} H(t, x) \bar{u}(t, x) \, dx \right) = - \int_{\mathbb{R}} \left(H(t, x) \partial_x p^{atm}(t, x) + (gH(t, x) + q_{1/2}(t, x)) \partial_x z_b(t, x) \right) dx; \quad (4.20b)$$

- The balance of vertical momentum:

$$\partial_t \left(\int_{\mathbb{R}} H(t, x) \bar{w}(t, x) \, dx \right) = - \int_{\mathbb{R}} q_{1/2}(t, x) \, dx. \quad (4.20c)$$

Proof: The conservation law (4.20a) results from the direct integration of Eq. (3.8a). We also notice that according to boundary conditions (3.9b) and (3.13) we have

$$\sum_{\alpha=1}^L \left(\Gamma_{\alpha+1/2} \left(\frac{\tilde{u}_{\alpha+1/2}}{\tilde{w}_{\alpha+1/2}} \right) + q_{\alpha+1/2} \mathbf{n}_{\alpha+1/2} - \Gamma_{\alpha-1/2} \left(\frac{\tilde{u}_{\alpha-1/2}}{\tilde{w}_{\alpha-1/2}} \right) - q_{\alpha-1/2} \mathbf{n}_{\alpha-1/2} \right) = -q_{1/2} \mathbf{n}_{1/2}.$$

Hence summing Eq. (3.8b) over α leads to

$$\begin{aligned} \partial_t \left(\int_{\mathbb{R}} H \bar{u} \right) &= \int_{\mathbb{R}} \partial_t \left(\sum_{\alpha=1}^L h_\alpha u_\alpha \right) = \int_{\mathbb{R}} -q_{1/2} \partial_x z_b - \sum_{\alpha=1}^L [\partial_x (h_\alpha u_\alpha^2 + h_\alpha q_\alpha) + h_\alpha \partial_x (g\eta + p^{atm})] \\ &= - \int_{\mathbb{R}} \left(q_{1/2} \partial_x z_b + H \partial_x p^{atm} + g \partial_x \left(\frac{H^2}{2} \right) + gH \partial_x z_b \right) \end{aligned}$$

which proves (4.20b). Similarly the integration of (2.5c) gives

$$\partial_t \left(\int_{\mathbb{R}} H \bar{w} \right) = \int_{\mathbb{R}} \partial_t \left(\sum_{\alpha=1}^L h_{\alpha} w_{\alpha} \right) = \int_{\mathbb{R}} q_{1/2} - \sum_{\alpha=1}^L \partial_x (h_{\alpha} u_{\alpha} w_{\alpha}) = \int_{\mathbb{R}} q_{1/2}$$

and (4.20c) is proven. ■

The same balances – which are the discrete counterparts of (4.19) – hold for Models LDNH₁ and LDNH₀.

4.4 Dispersion relations

We first mention that the so-called lake-at-rest state is a steady solution for all the models described in the present paper.

Remark 4 For a given constant $\bar{\phi}$ such that $\bar{\phi} \geq gz_b + p^{atm}$, then

$$\left(H_0 = -z_b + \frac{\bar{\phi} - p^{atm}}{g}, u_{\alpha} = 0, w_{\alpha} = 0, q_{\alpha} = 0 \right)$$

is a steady state for Models LDNH₂, LDNH₁ and LDNH₀.

4.4.1 Main statement

For the sake of simplicity, this section is restricted to the case where z_b and p^{atm} are constant in time and space.

Let us linearise the LDNH₂ model around the steady state described in Lemma 4 ($H_0, u_0 = 0, w_0 = 0, q_0 = 0$) for any $H_0 > 0$. It comes down to considering asymptotic expansions

$$\star = \star^{(0)} + \epsilon \star^{(1)} + \mathcal{O}(\epsilon^2), \quad \text{for } \epsilon \ll 1 \text{ and } \star^{(0)} = \star_0,$$

that are substituted into Eqs. (3.8)-(3.9). The resulting model at order 1 reads

$$\left\{ \begin{array}{l} \partial_t H^{(1)} + H_0 \sum_{\alpha=1}^L \ell_{\alpha} \partial_x u_{\alpha}^{(1)} = 0, \end{array} \right. \quad (4.21a)$$

$$\partial_t u_{\alpha}^{(1)} + \partial_x q_{\alpha}^{(1)} + g \partial_x H^{(1)} = 0, \quad (4.21b)$$

$$\ell_{\alpha} H_0 \partial_t w_{\alpha}^{(1)} + q_{\alpha+1/2}^{(1)} - q_{\alpha-1/2}^{(1)} = 0, \quad (4.21c)$$

$$\ell_{\alpha}^2 H_0^2 \partial_{tx}^2 u_{\alpha}^{(1)} + 12 \left(q_{\alpha}^{(1)} - \frac{q_{\alpha+1/2}^{(1)} + q_{\alpha-1/2}^{(1)}}{2} \right) = 0, \quad (4.21d)$$

$$w_{\alpha}^{(1)} = \frac{\ell_{\alpha}}{2} H_0 \partial_x u_{\alpha}^{(1)} - H_0 \sum_{\beta=1}^{\alpha} \ell_{\beta} \partial_x u_{\beta}^{(1)}. \quad (4.21e)$$

Such a procedure can apply similarly to Models LDNH₁ and LDNH₀. The dispersion relations associated to those linearised systems are given in the following statement.

Lemma 1

There exists a plane wave solution $(\hat{H}, \hat{u}_\alpha, \hat{w}_\alpha, \hat{q}_\alpha) e^{i(kx - \omega t)}$ to the linearised version of $(\text{LDNH}_\nu)_{\nu \in \{0,1,2\}}$ provided the following dispersion relation holds

$$\omega^2 = k^2 c_{sw}^2 \langle \mathcal{A}_{kH_0}^{-1} \mathbf{e}, \boldsymbol{\ell} \rangle, \quad (4.22)$$

where $c_{sw} = \sqrt{gH_0}$, $\boldsymbol{\ell} = (\ell_1, \dots, \ell_L) \in \mathbb{R}^L$, $\mathbf{e} = (1, \dots, 1) \in \mathbb{R}^L$ and

$$\mathcal{A}_x = \mathcal{I}_L + x^2 \mathcal{B}, \quad \text{with} \quad \mathcal{B}_{\alpha\beta} = -\frac{\ell_\alpha^2}{2\lambda} \delta_{\alpha\beta} + \ell_\beta \left(\frac{\ell_{\max\{\alpha,\beta\}}}{2} + \sum_{\gamma=\max\{\alpha,\beta\}+1}^L \ell_\gamma \right), \quad (4.23)$$

with $\lambda = 2 + \lfloor \frac{\nu}{2} \rfloor = \begin{cases} 3, & \text{if } \nu = 2, \\ 2, & \text{if } \nu \in \{0, 1\}. \end{cases}$

The proof is detailed in Appendix A.1.

Remark 5 For characteristic numbers kH_0 small enough, matrix \mathcal{A}_{kH_0} is invertible as a perturbation of the identity matrix. In fact for any x , $\det \mathcal{A}_{kH_0} \neq 0$ can be deduced from the same procedure as in the proof given in Appendix A.2.

Relation (4.22) is implicit and it is not of particular interest as such. When all layers have the same thickness (the choice of (ℓ_α) is left to the scientist), this can be improved by means of an explicit formula.

Theorem 1

For a given number of layers $L \geq 4$, the dispersion relation (4.22) can be made explicit in the homogeneous case ($\ell_\alpha = \frac{1}{L}$)

$$c_L^2(kH_0) = \frac{\omega^2}{k^2 g H_0} = \frac{\mathcal{P}_L(kH_0)}{\mathcal{Q}_L(kH_0)} \quad (4.24)$$

where

$$\begin{aligned} \mathcal{P}_L(x) &= \frac{1}{L} \left[\left(1 - \frac{x^2}{2\lambda L^2}\right)^{L-1} + \xi_{L-4} \left(1 - \frac{x^2}{2\lambda L^2}\right)^2 - \xi_{L-3} \left(1 + \frac{2\lambda - 1}{2\lambda} \frac{x^2}{L^2}\right) \right] \\ \mathcal{Q}_L(x) &= \left(1 - \frac{x^2}{2\lambda L^2}\right)^{L-1} \left(1 + \frac{\lambda - 1}{2\lambda} \frac{x^2}{L^2}\right) + \left(1 - \frac{x^2}{2\lambda L^2}\right)^2 \frac{x^2 \xi_{L-4}}{2L^2} - \left(3 + \frac{2\lambda - 3}{2\lambda} \frac{x^2}{L^2}\right) \frac{x^2 \xi_{L-3}}{2L^2} \\ \xi_k &= \frac{L^2}{x^2} \left(1 - \frac{x^2}{2\lambda L^2}\right)^{k+2} + \Xi_e \sum_{0 \leq 2m \leq k} \binom{k}{2m} \left(1 + \frac{\lambda - 1}{2\lambda} \frac{x^2}{L^2}\right)^{k-2m} \frac{x^{2m-1}}{L^{2m-1}} \left(1 + \frac{\lambda - 2}{4\lambda} \frac{x^2}{L^2}\right)^m \\ &\quad + \Xi_o \sum_{0 \leq 2m+1 \leq k} \binom{k}{2m+1} \left(1 + \frac{\lambda - 1}{2\lambda} \frac{x^2}{L^2}\right)^{k-2m-1} \frac{x^{2m+1}}{L^{2m+1}} \left(1 + \frac{\lambda - 2}{4\lambda} \frac{x^2}{L^2}\right)^m \end{aligned}$$

where $\Xi_e = -1 + \frac{1-3\lambda}{\lambda} \frac{x^2}{L^2} + \frac{-1+6\lambda-4\lambda^2}{4\lambda^2} \frac{x^4}{L^4}$ and $\Xi_o = -\frac{5}{2} + \frac{5(1-\lambda)}{2\lambda} \frac{x^2}{L^2} + \frac{-\frac{5}{2}+5\lambda-2\lambda^2}{4\lambda^2} \frac{x^4}{L^4}$.

Moreover, when the number L of layers increases, the celerity c_L converges to the celerity associated to the Euler equations obtained from the Airy wave theory:

$$c_{\text{Airy}}^2(kH_0) = \frac{\tanh(kH_0)}{kH_0}. \quad (4.25)$$

The proof is given in Appendix A.2.

Remark 6 As $\xi_k = -\frac{(k+3)(k+2)}{2} + \mathcal{O}(x^2)$, we check that \mathcal{P}_L and \mathcal{Q}_L are actually polynomials (w.r.t. x^2) of the form $1 + \mathcal{O}(x^2)$.

For $L \leq 3$, dispersion relations are also expressed by (4.24) with:

L	\mathcal{P}_L	\mathcal{Q}_L
1	1	$1 + \frac{x^2}{3}$
2	$1 + \frac{x^2}{12}$	$1 + \frac{5x^2}{12} + \frac{7x^4}{576}$
3	$1 + \frac{x^2}{9} + \frac{5x^4}{2916}$	$1 + \frac{4x^2}{9} + \frac{19x^4}{972} + \frac{13x^6}{78732}$

(a) LDNH₂ ($\lambda = 3$)

L	\mathcal{P}_L	\mathcal{Q}_L
1	1	$1 + \frac{x^2}{4}$
2	$1 + \frac{x^2}{16}$	$1 + \frac{3x^2}{8} + \frac{x^4}{256}$
3	$1 + \frac{5x^2}{54} + \frac{x^4}{1296}$	$1 + \frac{5x^2}{12} + \frac{5x^4}{432} + \frac{x^6}{46656}$

(b) LDNH_{1,0} ($\lambda = 2$)

Table 1: Dispersion relations for small numbers of layers

For $L = 1$ in Table 1(a), we recover the classical dispersion relation for Green-Nagdhi [27] and Peregrine [42] models. We mention that data in Table 1(b) were given in [6, 7].

Remark 7 To our knowledge, there is no such explicit formula as (4.24) in the literature. In [7], a qualitative result is given with determinants of extracted matrices and an asymptotic behaviour for deep water flows. In the present case, not only does the formula enable to compute an explicit quantity but it also provides a hint of convergence to the Euler equations.

Remark 8 Ratios (4.24) can be interpreted as Padé's approximants for the exact celerity (4.25). Previous works (e.g. [6, 37]) are based on such approximants that guided the procedure to incorporate new terms into the model in order to improve the accuracy of the approximation.

4.4.2 Comparison of dispersion relations

We observe on Figure 2 the celerity associated to the Euler equations, the shallow water equations as well as the LDNH₂ and LDNH₀ models for L layers ($L \in \{1, 3, 10, 30\}$). In accordance with the literature, the shallow water equations are more legitimate for large wavelengths (small wave numbers k).

As expected, the larger L , the more accurate the multilayer models. Multiplying the number of layers by 3 induces a gain of one order of magnitude of error. For a given magnitude of error, we can thus choose a relevant number of layers depending on the range of wave numbers for the associated physical phenomenon.

It is difficult to discriminate the LDNH₂ and the LDNH₀ models since they have distinct monotonicities. For small wave numbers, the N_1 model looks more accurate while for large wave numbers the N_0 model seems to provide better results. Anyway, as stated in Theorem 1, dispersion relations converge to the one of the Euler equations.

5 Design of the hierarchy

We shall specify in this last section the link between the three models $(\text{LDNH}_\nu)_{\nu \in \{0,1,2\}}$ derived in the current paper. More precisely we shall underline how they are related to each other within the same hierarchy and how they can be distinguished.

First of all, let us mention that the three of them have a common core made of conservation laws for water volume (3.8a) and momentum (3.8b-3.8c). Discrepancies arise for other equations especially those

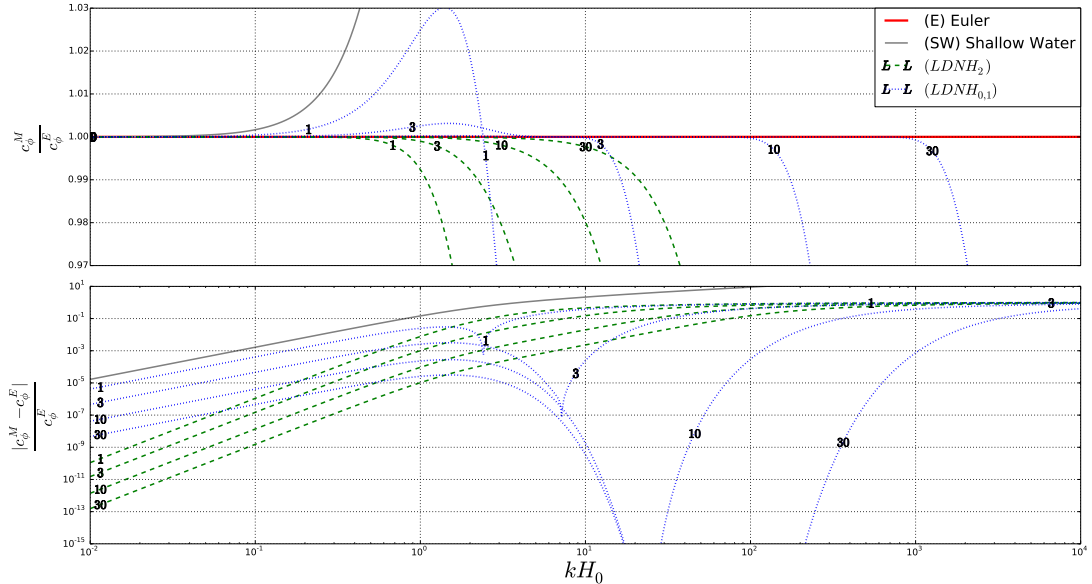


Figure 2: Dispersion relations for Euler (red thick solid line), Shallow Water (gray thin solid line), LDNH₂ model (green dashed line) and LDNH₀/LDNH₁ models (blue dotted line)

characterising the hydrodynamic component of the pressure field. Indeed, interfacial and mean values of the hydrodynamic pressure are related by Eq. (3.8d) which can be written

$$q_\alpha = \frac{q_{\alpha+1/2} + q_{\alpha-1/2}}{2} + \frac{1}{2\sqrt{3}}(\partial_t(h_\alpha\sigma_\alpha) + \partial_x(h_\alpha\sigma_\alpha u_\alpha)) + \Gamma_{\alpha+1/2} \left(\frac{h_\alpha\partial_x u_\alpha}{12} + \frac{\tilde{w}_{\alpha+1/2} - w_\alpha}{2} \right) - \Gamma_{\alpha-1/2} \left(\frac{h_\alpha\partial_x u_\alpha}{12} + \frac{w_\alpha - \tilde{w}_{\alpha-1/2}}{2} \right)$$

in LDNH₂. Its counterpart in LDNH₁ – namely (3.17) – comprises fewer differential terms accounting for the lower order of approximation. Finally in LDNH₀, it reduces to the simple average (3.18b).

To go further, let us focus on the very difference between LDNH₂ and LDNH₀ by considering the Galerkin approximation of each unknown. The LDNH₂-model corresponds to a $(\mathbb{P}_0, \mathbb{P}_1, \mathbb{P}_2)$ -discretisation for (u, w, q) while it is $(\mathbb{P}_0, \mathbb{P}_0, \mathbb{P}_1)$ for the LDNH₀-model. This implies more degrees of freedom in the LDNH₂-model and explains why the kinetic energy is expressed differently – see (4.10) and (4.15). Despite these different expressions, both systems satisfy an energy inequality (Prop. 1 which transcribes the fact that models are dissipative. Likewise, both systems have different linear dispersion relations (Th. 1) which make them more accurate (in accordance with Airy’s formula) in different ranges of wave numbers.

Model LDNH₁ is an intermediate system between LDNH₂ and LDNH₀ insofar as it shares properties with both of them. First of all, primary variables (u, w, q) are discretised the same way as for LDNH₂, namely in a $(\mathbb{P}_0, \mathbb{P}_1, \mathbb{P}_2)$ Galerkin approximation but the truncation made in LDNH₁ amounts to assuming the energy variable in \mathbb{P}_0 rather than in \mathbb{P}_2 . That is why we consider the same kinetic energy \bar{K}_α as in LDNH₀ rather than $\bar{\mathcal{K}}_\alpha$ as in LDNH₂. The choice for $\gamma_{\alpha+1/2}$ induces an exact energy equality (Prop. 3). Second of all, the linear dispersion relation satisfied by LDNH₁ is the same as LDNH₀ as mass transfer terms (which are the very difference between LDNH₁ and LDNH₀) vanish in the linearisation procedure.

6 Conclusion

A hierarchy of layerwise discretisation models with non hydrostatic pressure has been proposed in this paper. They can be seen as a splitting method which improves the vertical accuracy of NLSW equations. The number of layers defines the vertical partition of the moving domain, whose bottom and free surface

can vary in time and to include wet/dry fronts. When the number of layers is set to 1, the proposed models LDNH₀ and LDNH₁ coincide with the model proposed in [2] (which can also be seen as a generalisation of the model proposed in [51]) while model LDNH₂ with a single layer coincides with the Serre-Green-Naghdi model [27, 35, 46, 49].

The hierarchy of models corresponds to the level of vertical accuracy that is considered during its derivation. In all cases the only requirement that we considered is to obtain a model with a non-hydrostatic pressure and verifying an exact energy balance. In particular, the horizontal velocity has a constant vertical profile within each layer and a linear vertical profile of the vertical velocity is considered in the discretisation of the incompressibility condition equation. The differences between the three models appear in the hypotheses upon the vertical velocity in the discretisation of the vertical momentum equation and upon the pressure profile.

In addition to energy estimates, the main result of the paper is an explicit formula for the dispersion relation for an arbitrary number of layers no matter what the models in the hierarchy. As a consequence, we notice that when the number of layers increases, the celerity converges to the celerity associated to the Euler equations.

In a forthcoming paper we will address the numerical approximation of the three proposed models, comparison with experimental data, and comparison from an efficiency point of view of the models.

Acknowledgments

The authors do thank Emmanuel Audusse (Univ. Paris 13) and Tomas Morales de Luna (Univ. Córdoba) for fruitful discussions about multilayer models. Y. Penel is grateful to IMUS (Univ. Sevilla) and Inria Project Lab. *Algae in Silico* for partially funding a 3-month stay at Sevilla. This research has been partially supported by the Spanish Government and FEDER through the research project MTM2012-38383-C02-02.

A Dispersion relation

A.1 Proof of Lemma 1

LDNH₂ case. Inserting the plane wave form into (4.21) provides

$$\left\{ \begin{array}{l} \omega \hat{H} = kH_0 \sum_{\alpha=1}^L \ell_{\alpha} \hat{u}_{\alpha}, \\ \omega \hat{u}_{\alpha} = k\hat{q}_{\alpha} + kg\hat{H}, \\ -i\omega \ell_{\alpha} H_0 \hat{w}_{\alpha} + \hat{q}_{\alpha+1/2} - \hat{q}_{\alpha-1/2} = 0, \\ \omega k \ell_{\alpha}^2 H_0^2 \hat{u}_{\alpha} + 12 \left[\hat{q}_{\alpha} - \frac{\hat{q}_{\alpha+1/2} + \hat{q}_{\alpha-1/2}}{2} \right] = 0, \\ \hat{w}_{\alpha} = -ikH_0 \left[\frac{\ell_{\alpha}}{2} \hat{u}_{\alpha} + \sum_{\beta=1}^{\alpha-1} \ell_{\beta} \hat{u}_{\beta} \right]. \end{array} \right. \quad \begin{array}{l} \text{(A.1a)} \\ \text{(A.1b)} \\ \text{(A.1c)} \\ \text{(A.1d)} \\ \text{(A.1e)} \end{array}$$

Summing (A.1c) from L to $\alpha + 1$ yields given the boundary condition $\hat{q}_{L+1/2} = 0$

$$\hat{q}_{\alpha+1/2} = -i\omega H_0 \sum_{\beta=\alpha+1}^L \ell_{\beta} \hat{w}_{\beta}.$$

Equality (A.1d) then reads

$$\hat{q}_\alpha = -\frac{\omega k \ell_\alpha^2 H_0^2}{12} \hat{u}_\alpha - i\omega H_0 \left[\sum_{\beta=\alpha+1}^L \ell_\beta \hat{w}_\beta + \frac{\ell_\alpha}{2} \hat{w}_\alpha \right]$$

$$\stackrel{\text{(A.1e)}}{=} -\frac{\omega k \ell_\alpha^2 H_0^2}{12} \hat{u}_\alpha - \omega k H_0^2 \left[\sum_{\beta=\alpha+1}^L \frac{\ell_\beta^2}{2} \hat{u}_\beta + \sum_{\beta=1}^L \left(\sum_{\gamma=\max\{\alpha+1, \beta+1\}}^L \ell_\gamma \right) \ell_\beta \hat{u}_\beta + \frac{\ell_\alpha^2}{4} \hat{u}_\alpha + \frac{\ell_\alpha}{2} \sum_{\beta=1}^{\alpha-1} \ell_\beta \hat{u}_\beta \right].$$

Finally (A.1b) becomes

$$\omega^2 \hat{u}_\alpha - k^2 g H_0 \sum_{\beta=1}^L \ell_\beta \hat{u}_\beta + \omega^2 k^2 H_0^2 \left[\frac{\ell_\alpha^2}{3} \hat{u}_\alpha + \sum_{\beta=\alpha+1}^L \frac{\ell_\beta^2}{2} \hat{u}_\beta + \sum_{\beta=1}^L \left(\sum_{\gamma=\max\{\alpha, \beta\}+1}^L \ell_\gamma \right) \ell_\beta \hat{u}_\beta + \frac{\ell_\alpha}{2} \sum_{\beta=1}^{\alpha-1} \ell_\beta \hat{u}_\beta \right] = 0.$$

The L equations for $\hat{\mathbf{u}} = (\hat{u}_\alpha)_{1 \leq \alpha \leq L}$ form a homogeneous linear system $\tilde{\mathcal{A}} \hat{\mathbf{u}} = 0$ where $\tilde{\mathcal{A}}(\omega, k) = \omega^2 \mathcal{A}_{kH_0} - k^2 g H_0 \mathbf{e} \otimes \boldsymbol{\ell}$ and \mathcal{A} defined by (4.23).

The existence of a non-trivial solution to $\tilde{\mathcal{A}} \hat{\mathbf{u}} = 0$ requires that $\det \tilde{\mathcal{A}}(\omega, k) = 0$ which provides the dispersion relation. It can also be recovered by noticing that $\tilde{\mathcal{A}} \hat{\mathbf{u}} = 0$ is equivalent to $\omega^2 \mathcal{A}_{kH_0} \hat{\mathbf{u}} = k^2 g H_0 \langle \hat{\mathbf{u}}, \boldsymbol{\ell} \rangle \mathbf{e}$. Provided that \mathcal{A}_{kH_0} is invertible, then necessarily $\langle \hat{\mathbf{u}}, \boldsymbol{\ell} \rangle \neq 0$ and we recover (4.22) for $\lambda = 3$.

LDNH_{1,0} case. Insofar as terms involving $\Gamma_{\alpha+1/2}$ disappear in the linearising process, Models LDNH₁ and LDNH₀ share the same linearised formulation. They admit a plane wave solution if the following equations are satisfied

$$\begin{cases} \omega \hat{H} = k H_0 \sum_{\alpha=1}^L \ell_\alpha \hat{u}_\alpha, & \text{(A.2a)} \\ \omega \hat{u}_\alpha = k \hat{q}_\alpha + k g \hat{H}, & \text{(A.2b)} \\ -i\omega \ell_\alpha H_0 \hat{w}_\alpha + \hat{q}_{\alpha+1/2} - \hat{q}_{\alpha-1/2} = 0, & \text{(A.2c)} \\ \hat{q}_\alpha = \frac{\hat{q}_{\alpha+1/2} + \hat{q}_{\alpha-1/2}}{2}, & \text{(A.2d)} \\ \hat{w}_\alpha = -ik H_0 \left[\frac{\ell_\alpha}{2} \hat{u}_\alpha + \sum_{\beta=1}^{\alpha-1} \ell_\beta \hat{u}_\beta \right]. & \text{(A.2e)} \end{cases}$$

Similarly to the LDNH₂ case, pressure terms can be expressed by

$$\hat{q}_{\alpha+1/2} = -i\omega H_0 \sum_{\beta=\alpha+1}^L \ell_\beta \hat{w}_\beta,$$

$$\hat{q}_\alpha = -\omega k H_0^2 \left[\sum_{\beta=\alpha+1}^L \frac{\ell_\beta^2}{2} \hat{u}_\beta + \sum_{\beta=1}^L \left(\sum_{\gamma=\max\{\alpha+1, \beta+1\}}^L \ell_\gamma \right) \ell_\beta \hat{u}_\beta + \frac{\ell_\alpha^2}{4} \hat{u}_\alpha + \frac{\ell_\alpha}{2} \sum_{\beta=1}^{\alpha-1} \ell_\beta \hat{u}_\beta \right].$$

Finally (A.2b) becomes

$$\omega^2 \hat{u}_\alpha - k^2 g H_0 \sum_{\beta=1}^L \ell_\beta \hat{u}_\beta + \omega^2 k^2 H_0^2 \left[\frac{\ell_\alpha^2}{4} \hat{u}_\alpha + \sum_{\beta=\alpha+1}^L \frac{\ell_\beta^2}{2} \hat{u}_\beta + \sum_{\beta=1}^L \left(\sum_{\gamma=\max\{\alpha, \beta\}+1}^L \ell_\gamma \right) \ell_\beta \hat{u}_\beta + \frac{\ell_\alpha}{2} \sum_{\beta=1}^{\alpha-1} \ell_\beta \hat{u}_\beta \right] = 0.$$

The existence of a non-trivial solution to this homogeneous linear system leads to the dispersion relation (4.22) for $\lambda = 2$.

A.2 Proof of Theorem 1

We focus on the homogeneous case. Let us introduce the symmetric matrix

$$\tilde{\mathcal{B}}(x, y) = \mathcal{I}_L + x^2 \mathcal{B} - \frac{y^2}{L} \mathbf{e} \otimes \mathbf{e},$$

where \mathcal{B} is defined by (4.23), which reduces to

$$\mathcal{B}_{\alpha\beta} = \frac{1}{L^2} \left(-\frac{\delta_{\alpha\beta}}{6} + \frac{1}{2} + L - \max\{\alpha, \beta\} \right).$$

$\tilde{\mathcal{B}}$ is then such that

$$\frac{1}{\omega^2} \tilde{\mathcal{A}}(\omega, k) = \tilde{\mathcal{B}}(x, y) \quad \text{for} \quad x = kH_0, \quad y = \frac{k\sqrt{gH_0}}{\omega}.$$

The existence of a non-trivial vector $\hat{\mathbf{u}} \neq 0$ such that $\tilde{\mathcal{A}}\hat{\mathbf{u}} = 0$ is equivalent to showing that $\det \tilde{\mathcal{B}}(x, y) = 0$. Let us also set

$$\chi = 1 - \frac{x^2}{2\lambda L^2}, \quad \psi = -2 \left(1 + \frac{\lambda - 1}{2\lambda} \frac{x^2}{L^2} \right), \quad \text{and} \quad \zeta = -3 + \frac{3 - 2\lambda}{2\lambda} \frac{x^2}{L^2}. \quad (\text{A.3})$$

The following procedures⁸

- | | |
|----|--|
| 1: | for $i = 2$ to $L - 1$ do |
| 2: | $R_i \leftarrow R_i - R_1$ |
| 3: | for $j = 1$ to $L - 2$ do |
| 4: | $C_j \leftarrow C_j - 2C_{j+1} + C_{j+2}$ |
| 5: | $C_{L-1} \leftarrow C_{L-1} - \kappa C_L$ for a suitable κ such that the first coefficient vanishes |

lead to $\det \tilde{\mathcal{B}} = \det \mathcal{D}$, where $\mathcal{D} = \mathcal{T} + \tau E_{1L}$ (see the profile on Fig. 3 and (A.3) for notations) and

- $\tau = \frac{x^2}{2L^2} - \frac{y^2}{L}$
- \mathcal{T} is a sparse lower triangular matrix whose non-zero coefficients are:
 - ★ $\mathcal{T}_{i,i} = \chi$ for $i \in \{1, \dots, L-1\}$ and $\mathcal{T}_{L,L} = -\frac{\psi}{2} - \frac{y^2}{L}$;
 - ★ $\mathcal{T}_{2,1} = \zeta$, $\mathcal{T}_{i,i-1} = \psi$ for $i \in \{3, \dots, L-1\}$,

$$\mathcal{T}_{L,L-1} = - \left(1 + \frac{2\lambda - 1}{2\lambda} \frac{x^2}{L^2} \right) - \frac{\chi \frac{x^2}{L^2}}{\frac{x^2}{2L^2} - \frac{y^2}{L}};$$

- ★ $\mathcal{T}_{3,1} = 0$, $\mathcal{T}_{i,i-2} = \chi$ for $i \in \{4, \dots, L\}$;
- ★ $\mathcal{T}_{i,1} = -\chi$ for $i \in \{4, \dots, L-1\}$, $\mathcal{T}_{L,1} = 0$.

A cofactor expansion (with respect to the last column) of $\det \mathcal{D}$ yields

$$\det \mathcal{D} = \prod_{i=1}^L \mathcal{T}_{i,i} + (-1)^{L+1} \tau \det \mathcal{J}$$

where \mathcal{J} is the sub-matrix extracted from \mathcal{T} (rows 2 to L and columns 1 to $L-1$). Its determinant is computed by means of a descent algorithm to keep a single non-zero coefficient in the first column.

⁸ R_i and C_j denote respectively the i^{th} row and the j^{th} column of the matrix.

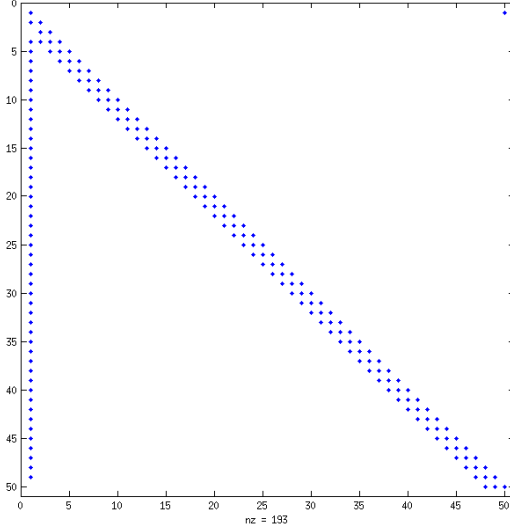


Figure 3: Profile of Matrix \mathcal{D}

$$\left| \begin{array}{l} 1: \text{ for } k = 1 \text{ to } L - 2 \text{ do} \\ 2: \quad \mathbf{f}^{(k)} = \mathbf{f}^{(k-1)} - \frac{f_k^{(k-1)}}{\mathcal{T}_{k,k+1}} \mathbf{j}_{k+1} \end{array} \right.$$

where $\mathbf{f}^{(0)} = \mathbf{j}_1$ and \mathbf{j}_k is the k^{th} column vector of \mathcal{J} , *i.e.*

$$\mathbf{j}_1 = \begin{pmatrix} \zeta \\ 0 \\ -\chi \\ \vdots \\ -\chi \\ 0 \end{pmatrix}, \quad \mathbf{j}_k = \begin{pmatrix} 0 \\ \chi \\ \psi \\ \chi \\ 0 \end{pmatrix} \leftarrow k \text{ for } k \in \{2, \dots, L-2\}, \quad \mathbf{j}_{L-1} = \begin{pmatrix} 0 \\ \vdots \\ 0 \\ \chi \\ \mathcal{T}_{L,L-1} \end{pmatrix}.$$

Finally, vector $\mathbf{f}^{(L-2)}$ is proportional to \mathbf{e}_{L-1} and can be computed explicitly. Indeed, introducing sequences $(\mathbf{a}_k = f_{k+1}^{(k)})$ and $(\mathbf{b}_k = f_{k+2}^{(k)})$, *i.e.* such that

$$\mathbf{f}^{(k)} = \begin{pmatrix} 0 \\ \vdots \\ 0 \\ \mathbf{a}_k \\ \mathbf{b}_k \\ \star \\ \star \end{pmatrix} \leftarrow \begin{array}{l} k+1, \\ k+2 \end{array}$$

where \star are original coefficients of \mathbf{j}_1 , then we have

- ① $\mathbf{a}_0 = \zeta$ and $\forall k \in \{1, \dots, L-3\}$, $\mathbf{a}_k = \mathbf{b}_{k-1} + 2\gamma\mathbf{a}_{k-1}$ with $\gamma = \frac{-\psi}{2\chi}$;
- ② $\mathbf{a}_{L-2} = \mathbf{b}_{L-3} - \frac{\mathcal{T}_{L,L-1}}{\chi}\mathbf{a}_{L-3}$
- ③ $\mathbf{b}_0 = 0$ and $\forall k \in \{1, \dots, L-4\}$, $\mathbf{b}_k = -\chi - \mathbf{a}_{k-1}$;

$$\textcircled{4} \quad \mathbf{b}_{L-3} = -\mathbf{a}_{L-4}.$$

\textcircled{1} corresponds to the $(k+1)^{\text{th}}$ row of Step $k \in \{1, \dots, L-3\}$ in the algorithm above, \textcircled{2} for $k = L-2$, \textcircled{3} to the $(k+2)^{\text{th}}$ row for Step $k \in \{1, \dots, L-4\}$ and \textcircled{4} for $k = L-3$.

Hence, for all $k \in \{0, \dots, L-5\}$, the sequence satisfies the second-order linear induction relation

$$\mathbf{a}_{k+2} - 2\gamma\mathbf{a}_{k+1} + \mathbf{a}_k = -\chi. \quad (\text{A.4})$$

Let us set $\tilde{\mathbf{a}}_k = \mathbf{a}_k + \frac{\chi}{2(1-\gamma)}$ such that $(\tilde{\mathbf{a}}_k)$ is the solution of the homogeneous counterpart of (A.4). We also introduce

$$\eta = 1 + \frac{\lambda-1}{2\lambda} \frac{x^2}{L^2}, \quad \delta = \frac{x^2}{L^2} \left(1 + \frac{\lambda-2}{4\lambda} \frac{x^2}{L^2} \right), \quad r_{\pm} = \eta \pm \sqrt{\delta} \quad \text{and} \quad \theta = \frac{\tilde{\mathbf{a}}_0 r_- - \tilde{\mathbf{a}}_1 \chi}{r_- - r_+}. \quad (\text{A.5})$$

Then the solution to (A.4) satisfies

$$\chi^k \mathbf{a}_k = \theta r_+^k + (\tilde{\mathbf{a}}_0 - \theta) r_-^k + \frac{L^2}{x^2} \chi^{k+2}. \quad (\text{A.6})$$

By means of a cofactor expansion (with respect to the first column whose coefficients are 0 except the last one) of $\det \mathcal{J}$, we finally obtain

$$\begin{aligned} \det \mathcal{D} &= \prod_{i=1}^L \mathcal{T}_{i,i} + (-1)^{L+1} \tau \times (-1)^L \mathbf{a}_{L-2} \prod_{i=2}^{L-1} \mathcal{T}_{i,i} \\ &= \chi^{L-2} \left[\chi \left(1 + \frac{\lambda-1}{2\lambda} \frac{x^2}{L^2} - \frac{y^2}{L} \right) - \mathbf{a}_{L-2} \left(\frac{x^2}{2L^2} - \frac{y^2}{L} \right) \right]. \end{aligned}$$

We mention that \mathbf{a}_k is independent from y for $k \in \{0, \dots, L-3\}$ but $\mathbf{a}_{L-2} = -\mathbf{a}_{L-4} - \frac{\mathcal{T}_{L,L-1}}{\chi} \mathbf{a}_{L-3}$ does as $\mathcal{T}_{L,L-1}$ is a function of y . Hence, we isolate y in the equation $\det \mathcal{D} = 0$ which provides the following relation

$$\frac{L}{y^2} = \frac{\chi^{L-1} + \chi^2 \{ \chi^{L-4} \mathbf{a}_{L-4} \} - \left(1 + \frac{2\lambda-1}{2\lambda} \frac{x^2}{L^2} \right) \{ \chi^{L-3} \mathbf{a}_{L-3} \}}{\chi^{L-1} \left(1 + \frac{\lambda-1}{2\lambda} \frac{x^2}{L^2} \right) + \chi^2 \frac{x^2}{2L^2} \{ \chi^{L-4} \mathbf{a}_{L-4} \} - \frac{x^2}{2L^2} \left(3 + \frac{2\lambda-3}{2\lambda} \frac{x^2}{L^2} \right) \{ \chi^{L-3} \mathbf{a}_{L-3} \}}. \quad (\text{A.7})$$

Expressions $\chi^k \mathbf{a}_k$ between braces are computed thanks to (A.6).

We can infer the limit of y^2 as $L \rightarrow +\infty$. Indeed, Taylor expansions with respect to L^{-1} read

- $r_{\pm} \stackrel{(\text{A.5})}{=} 1 \pm \frac{x}{L} + \mathcal{O}(L^{-2}) \quad \Longrightarrow \quad r_{\pm}^L = \exp(\pm x) + \mathcal{O}(L^{-1});$
- $\tilde{\mathbf{a}}_0 = -\frac{L^2}{x^2} \left(1 + \frac{3\lambda-1}{\lambda} \frac{x^2}{L^2} + \frac{1-6\lambda+4\lambda^2}{4\lambda^2} \frac{x^4}{L^4} \right) = -\frac{L^2}{x^2} + \mathcal{O}(1) \quad \Longrightarrow \quad \tilde{\mathbf{a}}_0 r_- = -\frac{L^2}{x^2} + \frac{L}{x} + \mathcal{O}(1);$
- $\tilde{\mathbf{a}}_1 = -\frac{1}{\chi} \left[\frac{L^2}{x^2} \chi^3 + \psi \zeta \right] \quad \Longrightarrow \quad \tilde{\mathbf{a}}_1 \chi = -\frac{L^2}{x^2} + \mathcal{O}(1);$
- $r_- - r_+ = -\frac{2x}{L} + \mathcal{O}(L^{-3}) \quad \Longrightarrow \quad \theta \stackrel{(\text{A.5})}{=} -\frac{L^2}{2x^2} + \mathcal{O}(L).$

We deduce that the numerator in (A.7) verifies

$$\begin{aligned} &\chi^{L-1} + \chi^2 \left(\theta r_+^{L-4} + (\tilde{\mathbf{a}}_0 - \theta) r_-^{L-4} + \frac{L^2}{x^2} \chi^{L-2} \right) - \left(1 + \frac{2\lambda-1}{2\lambda} \frac{x^2}{L^2} \right) \left(\theta r_+^{L-3} + (\tilde{\mathbf{a}}_0 - \theta) r_-^{L-3} + \frac{L^2}{x^2} \chi^{L-1} \right) \\ &= \frac{\theta}{r_+^4} r_+^L \left[\chi^2 - \left(1 + \frac{2\lambda-1}{2\lambda} \frac{x^2}{L^2} \right) r_+ \right] + \frac{\tilde{\mathbf{a}}_0 - \theta}{r_-^4} r_-^L \left[\chi^2 - \left(1 + \frac{2\lambda-1}{2\lambda} \frac{x^2}{L^2} \right) r_- \right] \\ &\quad + \frac{L^2}{x^2} \chi^{L-1} \left[\frac{x^2}{L^2} + \chi - \left(1 + \frac{2\lambda-1}{2\lambda} \frac{x^2}{L^2} \right) \right] \end{aligned}$$

$$= \frac{L}{x} \sinh x + \mathcal{O}(1).$$

Likewise, the denominator in (A.7) satisfies

$$\begin{aligned} \chi^{L-1} \left(1 + \frac{\lambda-1}{2\lambda} \frac{x^2}{L^2} \right) + \frac{x^2 \chi^2}{2L^2} \left(\theta r_+^{L-4} + (\tilde{\mathbf{a}}_0 - \theta) r_-^{L-4} + \frac{L^2}{x^2} \chi^{L-2} \right) \\ - \frac{x^2}{2L^2} \left(3 + \frac{2\lambda-3}{2\lambda} \frac{x^2}{L^2} \right) \left(\theta r_+^{L-3} + (\tilde{\mathbf{a}}_0 - \theta) r_-^{L-3} + \frac{L^2}{x^2} \chi^{L-1} \right) = \cosh x + \mathcal{O}(L^{-1}). \end{aligned}$$

Combining the two last results shows that (A.7) implies

$$\frac{1}{y^2} \xrightarrow{L \rightarrow +\infty} \frac{\tanh x}{x}. \quad (\text{A.8})$$

To conclude, we notice that given (A.5), (A.6) expands as

$$\begin{aligned} \chi^k \left(\mathbf{a}_k - \frac{L^2 \chi^2}{x^2} \right) &= \sum_{j=0}^k \binom{k}{j} \eta^{k-j} \delta^{j/2} \left[\theta + (-1)^j (\tilde{\mathbf{a}}_0 - \theta) \right] \\ &= \tilde{\mathbf{a}}_0 \sum_{0 \leq 2m \leq k} \binom{k}{2m} \eta^{k-2m} \delta^m + \sqrt{\delta} (2\theta - \tilde{\mathbf{a}}_0) \sum_{0 \leq 2m+1 \leq k} \binom{k}{2m+1} \eta^{k-2m-1} \delta^m \\ &= \tilde{\mathbf{a}}_0 \sum_{0 \leq 2m \leq k} \binom{k}{2m} \eta^{k-2m} \delta^m + (\chi \tilde{\mathbf{a}}_1 - \eta \tilde{\mathbf{a}}_0) \sum_{0 \leq 2m+1 \leq k} \binom{k}{2m+1} \eta^{k-2m-1} \delta^m \end{aligned}$$

which shows that no square root is involved. As $\chi \tilde{\mathbf{a}}_1 - \eta \tilde{\mathbf{a}}_0 = -\frac{5}{2} + \frac{5(1-\lambda)}{2\lambda} \frac{x^2}{L^2} + \frac{-\frac{5}{2} + 5\lambda - 2\lambda^2}{4\lambda^2} \frac{x^4}{L^4}$, we obtain (4.24).

B Some properties of the LDNH₁ model

B.1 Derivation of LDNH₁

This paragraph is restricted to the case of homogeneous layers: $h_\alpha = \frac{H}{L}$, $\alpha \in \{1, \dots, L\}$. As explained in § 4.1.2, we have to deal with integrals of quadratic polynomials and we used in the LDNH₂ case exact quadrature formulae. If we rather use a 1st-order Hermitte interpolation polynomial, *i.e.*

$$z \underline{w}|_{\mathcal{L}_\alpha} \approx z_\alpha w_\alpha + (z - z_\alpha)(w_\alpha - z_\alpha \partial_x u_\alpha) \quad \text{and} \quad \underline{w}|_{\mathcal{L}_\alpha}^2 \approx w_\alpha^2 - 2(z - z_\alpha) w_\alpha \partial_x u_\alpha,$$

the application of (4.2a) to (4.6) yields

$$\begin{aligned} \partial_t(h_\alpha z_\alpha w_\alpha) + \partial_x(h_\alpha z_\alpha u_\alpha w_\alpha) + \Gamma_{\alpha+1/2} \left(z_{\alpha+1/2} \tilde{w}_{\alpha+1/2} + \frac{H^2}{4L^2} \widetilde{(\partial_x u)}_{\alpha+1/2} \right) + z_{\alpha+1/2} q_{\alpha+1/2} \\ - \Gamma_{\alpha-1/2} \left(z_{\alpha-1/2} \tilde{w}_{\alpha-1/2} + \frac{H^2}{4L^2} \widetilde{(\partial_x u)}_{\alpha-1/2} \right) - z_{\alpha-1/2} q_{\alpha-1/2} = h_\alpha (w_\alpha^2 + q_\alpha). \quad (\text{B.1}) \end{aligned}$$

We then verify similarly to the LDNH₂ case that smooth solutions to (B.1) are also solutions to (3.17). Notice that the Hermitte interpolation process makes sense for z in the vicinity of z_α , which holds when $L \gg 1$.

B.2 Energy

In accordance with the approximation made above, the kinetic energy for the LDNH₁-model reduces to (4.15) replacing the corresponding kinetic energy (4.10) for the LDNH₂-model. The result reads:

Proposition 3

Let us take $\gamma_{\alpha+1/2} = \frac{1}{2}$. If $(u_\alpha, w_\alpha, q_\alpha)$ are smooth solutions to LDNH₁, we have

$$\partial_t \left(\sum_{\alpha=1}^L h_\alpha (\overline{K}_\alpha + gz_\alpha + p^{atm}) \right) + \partial_x \left(\sum_{\alpha=1}^L h_\alpha u_\alpha (\overline{K}_\alpha + q_\alpha + g\eta + p^{atm}) \right) = H\partial_t p^{atm} + (gH + q_{1/2})\partial_t z_b. \quad (\text{B.2})$$

Proof: The proof is quite similar to that of Prop. 1. We have

$$\begin{aligned} \partial_t(h_\alpha \overline{K}_\alpha) + \partial_x(h_\alpha u_\alpha [\overline{K}_\alpha + q_\alpha + g\eta + p^{atm}]) &= (g\eta + p^{atm})\partial_x(h_\alpha u_\alpha) \\ &+ h_\alpha \partial_x q_\alpha u_\alpha + q_{\alpha+1/2} (u_\alpha \partial_x z_{\alpha+1/2} - w_\alpha) - q_{\alpha-1/2} (u_\alpha \partial_x z_{\alpha-1/2} - w_\alpha) \\ &- \Gamma_{\alpha+1/2} \left[u_\alpha \left(\tilde{u}_{\alpha+1/2} - \frac{u_\alpha}{2} \right) + w_\alpha \left(\tilde{w}_{\alpha+1/2} - \frac{w_\alpha}{2} \right) \right] \\ &+ \Gamma_{\alpha-1/2} \left[u_\alpha \left(\tilde{u}_{\alpha-1/2} - \frac{u_\alpha}{2} \right) + w_\alpha \left(\tilde{w}_{\alpha-1/2} - \frac{w_\alpha}{2} \right) \right]. \end{aligned}$$

If we replace q_α in the right hand side thanks to (3.17), we recover (4.17) up to the term

$$\frac{H^2}{4L^2} \sum_{\alpha=1}^L \partial_x u_\alpha \left[\Gamma_{\alpha+1/2} \left(\widetilde{(\partial_x u)}_{\alpha+1/2} - \frac{\partial_x u_\alpha}{2} \right) - \Gamma_{\alpha-1/2} \left(\widetilde{(\partial_x u)}_{\alpha-1/2} - \frac{\partial_x u_\alpha}{2} \right) \right].$$

This term turns out to be equal to

$$\frac{H^2}{4L^2} \sum_{\alpha=1}^L \Gamma_{\alpha+1/2} \left(\gamma_{\alpha+1/2} - \frac{1}{2} \right) (\partial_x u_{\alpha+1} - \partial_x u_\alpha)^2. \quad (\text{B.3a})$$

It is added to the classical term

$$- \sum_{\alpha=1}^L \Gamma_{\alpha+1/2} \left(\gamma_{\alpha+1/2} - \frac{1}{2} \right) (1 + |\partial_x z_b|^2) \llbracket u \rrbracket_{\alpha+1/2}^2. \quad (\text{B.3b})$$

As previously, the constraint (4.11) upon $\gamma_{\alpha+1/2}$ is necessary to ensure that (B.3b) is actually negative. Consequently, (B.3a) is positive. In order to prevent the energy from increasing, we take $\gamma_{\alpha+1/2} = \frac{1}{2}$ so that both terms vanish and (B.2) holds. ■

C Some properties of the LDNH₀ model

C.1 Derivation of LDNH₀

Under (3.4)-(3.6-LDNH₀), there is no need for an additional equation like (4.6) as w is layerwise constant. The conservative equations with source terms (3.8a-3.8c) are derived similarly to § 4.1.2.

As for the dynamic pressure q , Equation (3.18b) expresses the hypothesis of continuity for a \mathbb{P}_1 function and looks like a simplification of (3.17).

We mention that Equation (3.18a) which is the counterpart of (3.8f) in the \mathbb{P}_0 framework also holds in the hydrostatic context [14].

C.2 Energy

If we replace $\overline{\mathcal{K}}_\alpha$ by \overline{K}_α as for the LDNH₁ model – see (4.15), the statement of Prop. 1 stands for the LDNH₀ model. Let us multiply (3.8b) by u_α and (3.8c) by w_α and sum the resulting equalities:

$$\partial_t(h_\alpha \overline{K}_\alpha) + \partial_x(h_\alpha u_\alpha [\overline{K}_\alpha + q_\alpha + g\eta + p^{atm}]) = (g\eta + p^{atm})\partial_x(h_\alpha u_\alpha) + h_\alpha q_\alpha \partial_x u_\alpha$$

$$\begin{aligned}
& + q_{\alpha+1/2} \left(u_\alpha \partial_x z_{\alpha+1/2} - w_\alpha \right) - q_{\alpha-1/2} \left(u_\alpha \partial_x z_{\alpha-1/2} - w_\alpha \right) \\
& - \Gamma_{\alpha+1/2} \left(u_\alpha \tilde{u}_{\alpha+1/2} + w_\alpha \tilde{w}_{\alpha+1/2} - \bar{K}_\alpha \right) + \Gamma_{\alpha-1/2} \left(u_\alpha \tilde{u}_{\alpha-1/2} + w_\alpha \tilde{w}_{\alpha-1/2} - \bar{K}_\alpha \right). \quad (\text{C.1})
\end{aligned}$$

Given (3.18a) and (3.18b), the terms involving q become

$$q_{\alpha+1/2} \sum_{\beta=1}^{\alpha} \partial_x (h_\beta u_\beta) - q_{\alpha-1/2} \sum_{\beta=1}^{\alpha-1} \partial_x (h_\beta u_\beta)$$

whose sum over α vanishes. Then summing (C.1) leads to

$$\begin{aligned}
\partial_t \left(\sum_{\alpha=1}^L h_\alpha \bar{K}_\alpha \right) + \partial_x \left(\sum_{\alpha=1}^L h_\alpha u_\alpha \left(\bar{K}_\alpha + q_\alpha + g\eta + p^{atm} \right) \right) &= -(g\eta + p^{atm}) \partial_t H + q_{1/2} \partial_t z_b \\
& - \sum_{\alpha=1}^L \Gamma_{\alpha+1/2} \left[u_\alpha \left(\tilde{u}_{\alpha+1/2} - \frac{u_\alpha}{2} \right) + w_\alpha \left(\tilde{w}_{\alpha+1/2} - \frac{w_\alpha}{2} \right) \right] \\
& - \Gamma_{\alpha-1/2} \left[u_\alpha \left(\tilde{u}_{\alpha-1/2} - \frac{u_\alpha}{2} \right) + w_\alpha \left(\tilde{w}_{\alpha-1/2} - \frac{w_\alpha}{2} \right) \right]. \quad (\text{C.2})
\end{aligned}$$

We conclude as previously by showing that the last terms are negative under (4.11).

References

- [1] N. Aïssiouene, M.-O. Bristeau, E. Godlewski, and J. Sainte-Marie. A combined finite volume-finite element scheme for a dispersive shallow water system. *Netw. Heterog. Media*, 11(1):1–27, 2016.
- [2] N. Aïssiouene, M.-O. Bristeau, E. Godlewski, and J. Sainte-Marie. A robust and stable numerical scheme for a depth-averaged Euler system. hal-01162109, submitted.
- [3] E. Audusse. A multilayer Saint-Venant model: derivation and numerical validation. *Discrete Contin. Dyn. Syst. Ser. B*, 5(2):189–214, 2005.
- [4] E. Audusse, F. Bouchut, M.-O. Bristeau, R. Klein, and B. Perthame. A fast and stable well-balanced scheme with hydrostatic reconstruction for shallow water flows. *SIAM J. Sci. Comput.*, 25(6):2050–2065, 2004.
- [5] E. Audusse, M.-O. Bristeau, B. Perthame, and J. Sainte-Marie. A multilayer Saint-Venant system with mass exchanges for Shallow Water flows. Derivation and numerical validation. *ESAIM:Math. Model. Numer. Anal.*, 45(01):169–200, 2011.
- [6] Y. Bai and K.F. Cheung. Dispersion and nonlinearity of multi-layer non-hydrostatic free-surface flow. *J. Fluid Mech.*, 726:226–260, 2013.
- [7] Y. Bai and K.F. Cheung. Dispersion and kinematics of multi-layer non-hydrostatic models. *Ocean Model.*, 92:11–27, 2015.
- [8] J.L. Bona, M. Chen, and J.-C. Saut. Boussinesq equations and other systems for small-amplitude long waves in nonlinear dispersive media. I: Derivation and linear theory. *J. Nonlinear Sci.*, 12(4):283–318, 2002.
- [9] J.L. Bona, M. Chen, and J.-C. Saut. Boussinesq equations and other systems for small-amplitude long waves in nonlinear dispersive media: II. The nonlinear theory. *Nonlinearity*, 17(3):925, 2004.
- [10] P. Bonneton, F. Chazel, D. Lannes, F. Marche, and M. Tissier. A splitting approach for the fully nonlinear and weakly dispersive Green–Naghdi model. *J. Comput. Phys.*, 230(4):1479–1498, 2011.

- [11] F. Bouchut and M. Westdickenberg. Gravity driven shallow water models for arbitrary topography. *Commun. Math. Sci.*, 2(3):359–389, 2004.
- [12] F. Bouchut and V. Zeitlin. A robust well-balanced scheme for multi-layer shallow water equations. *Discrete Contin. Dyn. Syst. Ser. B*, 13(4):739–758, 2010.
- [13] J. Boussinesq. Théorie des ondes et des remous qui se propagent le long d’un canal rectangulaire horizontal, en communiquant au liquide contenu dans ce canal des vitesses sensiblement pareilles de la surface au fond. *J. Math. Pures Appl.*, pages 55–108, 1872.
- [14] M.-O. Bristeau, B. Di Martino, C. Guichard, and J. Sainte-Marie. Layer-averaged Euler and Navier-Stokes equations. *Commun. Math. Sci.*, (to appear).
- [15] M.-O. Bristeau and J. Sainte-Marie. Derivation of a non-hydrostatic shallow water model; Comparison with Saint-Venant and Boussinesq systems. *Discrete Contin. Dyn. Syst. Ser. B*, 10(4), 2008.
- [16] V. Casulli. A semi-implicit finite difference method for non-hydrostatic, free-surface flows. *Int. J. Numer. Methods Fluids*, 30(4):425–440, 1999.
- [17] V. Casulli and G.S. Stelling. Numerical simulation of 3d quasi-hydrostatic, free-surface flows. *J. Hydrol. Eng.*, 124(7):678–686, 1998.
- [18] R. Cienfuegos, E. Barthelémy, and P. Bonneton. A fourth-order compact finite volume scheme for fully nonlinear and weakly dispersive Boussinesq-type equations. Part I: model development and analysis. *Int. J. Numer. Methods Fluids*, 51(11):1217–1253, 2006.
- [19] G. Corestein, E. Bladé, L. Cea, Á. Lara, E. Escolano, and A. Coll. Iber, a river dynamics simulation tool. In *Proc. GiD Conference*, 2010.
- [20] Danish Hydrological Institute. *MIKE HYDRO River*, 2015.
- [21] A. Barré de Saint-Venant. Théorie du mouvement non permanent des eaux, avec application aux crues des rivières et à l’introduction des marées dans leurs lits. *C. R. Acad. Sci.*, 73:237–240, 1871.
- [22] A. Decoene and J.-F. Gerbeau. Sigma transformation and ALE formulation for three-dimensional free surface flows. *Int. J. Numer. Methods Fluids*, 59(4):357–386, 2009.
- [23] E.D. Fernández-Nieto, E.H. Koné, and T. Chacón-Rebollo. A multilayer method for the hydrostatic Navier-Stokes equations: a particular weak solution. *J. Sci. Comput.*, 60(2):408–437, 2014.
- [24] E.D. Fernández-Nieto, E.H. Koné, T. Morales de Luna, and R. Bürger. A multilayer shallow water system for polydisperse sedimentation. *J. Comput. Phys.*, 238:281–314, 2013.
- [25] S. Ferrari and F. Saleri. A new two-dimensional Shallow Water model including pressure effects and slow varying bottom topography. *ESAIM: Math. Model. Numer. Anal.*, 38(2):211–234, 2004.
- [26] J.-F. Gerbeau and B. Perthame. Derivation of viscous Saint-Venant system for laminar shallow water; numerical validation. *Discrete Contin. Dyn. Syst. Ser. B*, 1(1):89–102, 2001.
- [27] A.E. Green and P.M. Naghdi. A derivation of equations for wave propagation in water of variable depth. *J. Fluid Mech.*, 78(02):237–246, 1976.
- [28] J.M. Greenberg and A.-Y. Leroux. A well-balanced scheme for the numerical processing of source terms in hyperbolic equations. *SIAM J. Numer. Anal.*, 33(1):1–16, 1996.
- [29] F.H. Harlow and J.E. Welch. Numerical calculation of time-dependent viscous incompressible flow of fluid with free surface. *Phys. Fluids*, 8(12):2182, 1965.
- [30] J.M. Hervouet and L. Van Haren. Telemac2d principle note 3.0. Technical report, EDF, 1996. HE-4394052B.

- [31] B.R. Hodges, B. Laval, and B.M. Wadzuk. Numerical error assessment and a temporal horizon for internal waves in a hydrostatic model. *Ocean Model.*, 13(1):44–64, 2006.
- [32] Hydrologic Engineering Center. *HEC-RAS River Analysis System*, manual version 5.0 edition, April 2015.
- [33] J.T. Kirby. Boussinesq models and their application to coastal processes across a wide range of scales. *J. Waterway, Port, Coastal, Ocean Eng.*, 142(6):03116005, 2016.
- [34] D. Lannes. *The Water Waves Problem: Mathematical Analysis and Asymptotics*, volume 188. Amer. Math. Soc., 2013.
- [35] D. Lannes and P. Bonneton. Derivation of asymptotic two-dimensional time-dependent equations for surface water wave propagation. *Phys. Fluids*, 21(1):016601, 2009.
- [36] P.J. Lynett and P.L.-F. Liu. Linear analysis of the multi-layer model. *Coastal Eng.*, 51(5):439–454, 2004.
- [37] P.A. Madsen, R. Murray, and O.R. Sørensen. A new form of the Boussinesq equations with improved linear dispersion characteristics. *Coastal Eng.*, 15(4):371–388, 1991.
- [38] P.A. Madsen and O.R. Sørensen. A new form of the Boussinesq equations with improved linear dispersion characteristics. Part 2. A slowly-varying bathymetry. *Coastal Eng.*, 18(3-4):183–204, 1992.
- [39] F. Marche. Derivation of a new two-dimensional viscous shallow water model with varying topography, bottom friction and capillary effects. *Eur. J. Mech. B Fluids*, 26(1):49–63, 2007.
- [40] E. Miglio, A. Quarteroni, and F. Saleri. Finite element approximation of quasi-3D shallow water equations. *Comput. Methods Appl. Mech. Engrg.*, 174(3):355–369, 1999.
- [41] O. Nwogu. Alternative form of Boussinesq equations for nearshore wave propagation. *J. Waterway, Port, Coastal, Ocean Eng.*, 119(6):618–638, 1993.
- [42] D.H. Peregrine. Long waves on a beach. *J. Fluid Mech.*, 27(04):815–827, 1967.
- [43] B. Perthame and C. Simeoni. A kinetic scheme for the Saint-Venant system with a source term. *Calcolo*, 38(4):201–231, 2001.
- [44] N.A. Phillips. A coordinate system having some special advantages for numerical forecasting. *J. Meteorol.*, 14(2):184–185, 1957.
- [45] J. Sainte-Marie. Vertically averaged models for the free surface non-hydrostatic Euler system: derivation and kinetic interpretation. *Math. Models Methods Appl. Sci.*, 21(03):459–490, 2011.
- [46] F. Serre. Contribution à l’étude des écoulements permanents et variables dans les canaux. *La Houille Blanche*, (6):830–872, 1953.
- [47] P.K. Stansby and J.G. Zhou. Shallow-water flow solver with non-hydrostatic pressure: 2D vertical plane problems. *Int. J. Numer. Methods Fluids*, 28(3):541–563, 1998.
- [48] M.E. Vásquez-Cendón. Improved treatment of source terms in upwind schemes for the shallow water equations in channels with irregular geometry. *J. Comput. Phys.*, 148(2):497–526, 1999.
- [49] G.E. Wei, J.T. Kirby, S.T. Grilli, and R. Subramanya. A fully nonlinear Boussinesq model for surface waves. I: Highly nonlinear unsteady waves. *J. Fluid Mech.*, 294:71–92, 1995.
- [50] J.M. Witting. A unified model for the evolution nonlinear water waves. *J. Comput. Phys.*, 56(2):203–236, 1984.
- [51] Y. Yamazaki, Z. Kowalik, and K.F. Cheung. Depth-integrated, non-hydrostatic model for wave breaking and run-up. *Int. J. Numer. Methods Fluids*, 61(5):473–497, 2009.

- [52] M. Zijlema, G. Stelling, and P. Smit. SWASH: An operational public domain code for simulating wave fields and rapidly varied flows in coastal waters. *Coastal Eng.*, 58(10):992–1012, 2011.
- [53] M. Zijlema and G.S. Stelling. Further experiences with computing non-hydrostatic free-surface flows involving water waves. *Int. J. Numer. Methods Fluids*, 48(2):169–197, 2005.