



HAL
open science

Markers and patterns of organizational resilience for risk analysis

Antonello de Galizia, Christophe Simon, Philippe Weber, Benoît Iung, Carole Duval, Emmanuel Serdet

► **To cite this version:**

Antonello de Galizia, Christophe Simon, Philippe Weber, Benoît Iung, Carole Duval, et al.. Markers and patterns of organizational resilience for risk analysis . 13th IFAC/IFIP/IFORS/IEA Symposium on Analysis, Design, and Evaluation of Human-Machine Systems, HMS'2016, Aug 2016, Kyoto, Japan. hal-01320615

HAL Id: hal-01320615

<https://hal.science/hal-01320615>

Submitted on 24 May 2016

HAL is a multi-disciplinary open access archive for the deposit and dissemination of scientific research documents, whether they are published or not. The documents may come from teaching and research institutions in France or abroad, or from public or private research centers.

L'archive ouverte pluridisciplinaire **HAL**, est destinée au dépôt et à la diffusion de documents scientifiques de niveau recherche, publiés ou non, émanant des établissements d'enseignement et de recherche français ou étrangers, des laboratoires publics ou privés.

Markers and Patterns of Organizational Resilience for Risk Analysis

A. De Galizia^{*,*,*}, C. Simon^{*}, P. Weber^{*}, B. Iung^{*}, C. Duval^{**,*}, E. Serdet^{**,*}

^{*}Université de Lorraine, CRAN UMR 7039, Bd des Aiguillettes, Vandoeuvre les Nancy, France
(e-mail: christophe.simon; philippe.weber; benoit.iung@univ-lorraine.fr)

^{**}Department of Industrial Risks Management, Electricité de France R&D, Clamart, France
(e-mail: antonello.de-galizia; carole.duval; emmanuel.serdet@edf.fr)

In recent years, the concept of resilience has been introduced in risk analysis and some approaches have been proposed as an alternative (or a complement) to the conventional safety assessment for sociotechnical systems. In that way, Integrated Risk Analysis (IRA) has been developed at EDF to treat different risk causalities linking human, organizational, technical and environmental factors in a unified framework using performance shaping factors (PSF). However, research is still needed to address the issues relating to the modelling of resilience when considering organizational influences on human activities. Thus, this paper aims contributing at the definition and derivation of resilient markers and, consequently, to consider both resilient and pathogenic organizational patterns in a unified risk model. The risk model is initially proposed as a fourth generation method of risk analysis based on probabilistic graphical modelling of causal mechanisms. The model is proposed for safety assessment of technical systems integrating human, environmental and organizational factors. Finally, the feasibility of our proposals is shown on an illustrative case of Integrated Risk Analysis (IRA).

Keywords: Resilience, Markers, Organizational factors, Risk analysis, Sociotechnical systems

1. INTRODUCTION

Historically, many approaches to assess system safety are used to identify pathogenic patterns in order to attribute failures to a component (human or technological). Actually, safety assessment of a sociotechnical system requires a deeper understanding (Back, *et al.*, 2008). In recent studies, as in (Hollnagel & Spezali, 2008), it is found that, although sociotechnical systems continue to develop and become more tightly coupled and complex, risk and safety assessment methods do not change or develop correspondingly. For example, it is widely recognized that the approaches neither can be adopted nor somehow extended to properly treat human and organizational factors if still relying on the same principles that technical safety methods are based on. In particular, it is clear that to address human and organizational factors for risk assessment, methods need to account for not only pathogenic but also resilient patterns that can potentially manifest before, during or after accidental/incidental scenarios. In that way, considerable attention has been devoted to identifying opportunities for modelling resilience for risk analysis. Although there is no unique accepted definition across all domains, resilience is widely associated to the ability “to reduce the chances of a shock, to absorb a shock if it occurs and to recover quickly after a shock (restore normal performance)” (Bruneau, *et al.*, 2003). So, resilience can be understood as composed by two distinguished mechanisms:

- *Mitigation*, to reduce negative effects caused by perturbations and shocks;

- *Recovery*, to re-establish a nominal (acceptable) condition.

More recently, researchers working in a field known as resilience engineering (Hollnagel, *et al.*, 2006) have introduced new concepts about how to consider resilience for risk assessment. Along with others, resilience engineering has questioned traditional approaches to safety, especially when trying to account for responses to unexpected events and vulnerabilities that fall outside the scope of formal procedure and design. Nevertheless, it still lacks a clear understanding of what manifestations of resilience look like and how to account for both mitigation and recovery mechanisms in a risk model. Indeed, we need approaches for risk analysis to address the whole complexity neither of modelling resilience nor to consider in a unified model the complex interactions between resilient and pathogenic patterns to assess risks. Thus, it seems still a matter of investigation:

- 1) Understanding where resilient patterns come from and so whether markers exist to track such patterns;
- 2) Identifying a modelling approach to consider both resilient and pathogenic patterns.

These issues are particularly worthy of investigation at Electricité de France (EDF) where Integrated Risk Analysis (IRA) (Duval, *et al.*, 2012), a global methodology developed by the department of Industrial Risks Management (IRM) and the Nancy Research Center for Automatic Control (CRAN) needs to be reinforced for more reliable safety assessment. In IRA, a human barrier model

(Léger, *et al.*, 2009) is used to assess human action effectiveness, each action being defined within its specific organizational context. The causal framework that the model is based on relies on a set of organizational factors (OFs) (Léger, *et al.*, 2009). Pathogenic patterns are identified as causal paths linking organizational factors to items, *i.e.* team and management related human factors. As pathogenic patterns must be justified when used in the model, a set of markers have been identified for each pattern by analyzing several relevant accidents/incidents occurred across different high-risky domains as nuclear, space and rail transportation. Today, IRA is interested in consolidating the human barrier model by integrating resilience patterns, even if this assimilation is considered only partially, *i.e.* with respect to the mitigation mechanism. Reasons behind this restriction are that IRA addresses only pre-accident situations (*recovery* makes sense only after perturbations has led to the accident). Face to these limitations, this paper aims to focus on the development of contributions related to the concept of mitigation by making some proposals on how (1) to identify markers to trace manifestations of organizational resilience in a sociotechnical system and, consequently, (2) to consider both pathogenic and resilient patterns for risk analysis. Based on these considerations, the paper is organized as follows. Section 2 discusses what is done today in order to provide motivation for promoting some contributions. Section 3 offers a formalization of such contributions. Section 4 shows the application of these contributions on an illustrative case in the context of IRA. Finally, conclusions and some perspectives are given in Section 5.

2. RESILIENCE MARKERS AND JOINT CONSIDERATION OF PATHOGENIC AND RESILIENT PATTERNS

A first step towards resilience consideration consists in providing a more precise definition of resilience and understanding how this concept translates when referred to sociotechnical systems.

2.1 Resilience and sociotechnical systems

Resilience is a very complex concept difficult to be defined in a unique way. Indeed, generalization is quite impossible as resilience is not a system component but should be understood rather as an emergent property. For risk analysis, a main definition is issued from the resilience engineering (Hollnagel, *et al.*, 2006) in which resilience is considered as “the ability of a system or organization to respond and recover after disturbance, with a minimum effect on the dynamic stability of the system”. This definition was updated always by (Hollnagel, *et al.*, 2010) as it follows: “*a system is resilient if it can adjust its functioning prior to, during, or following events (changes, disturbances, and opportunities), and thereby sustain required operations under both expected and unexpected conditions.*” While there is no universally shared definitions of resilience, experts in risk analysis agree on the meaning of resilience when deployed in the context of

sociotechnical systems. In fact, four interrelated dimensions, *i.e.* technical, organizational, social and economic, characterize resilience for a sociotechnical system. Understanding whether a technical component rather than the organizational part of a system is resilient, is quite different, as they do not use the same mechanisms to manifest resilience. Therefore, assumptions made by investigating on a particular dimension of resilience cannot be easily generalized as holding for all the other ones.

In that way, this paper is mainly focusing on resilience manifested at the **organizational** level, *i.e.* resilient patterns implicating organizational factors.

2.2 Identifying markers of resilient patterns

A first issue arisen in considering resilient patterns is how to derive corresponding markers, *i.e.* all information useful to track manifestations of resilience. With respect to this issue, the resilience engineering (Hollnagel, *et al.*, 2010) suggests to analyze all well-ended scenarios to gain information about resilient processes. Unfortunately, this approach hardly applies to risky industries as today most of the available feedback collected after analyzing past accidental/incidental scenarios concerns failures. In risk analysis for nuclear industry, for example, few information is available for unpredictable scenarios. This missing knowledge about potential future scenarios automatically prevent risk assessment methods from investigating markers of resilient patterns by following the approach proposed by the resilience engineering. (Back, *et al.*, 2008) have emphasized the importance of identifying contributors to resilience to assess computer systems safety and reliability. In particular, a general framework is proposed based on resilient markers referring to different levels of granularity (individual, small team, plant level, etc.). Nevertheless, the focus is placed mainly on the identification of resilient strategies at the individual and team working situations levels, while no words is given about the approach used to derive their resilient markers.

Today, it is still unclear where and how markers relating to resilient patterns can be systemically obtained, and how they can be employed in reference to predefined organizational factors for risk analysis.

2.3 Accounting for both pathogenic and resilient organizational patterns in risk analysis

The second issue addressed in accounting for resilience in risk analysis is how to consider manifested resilient patterns in a modelling approach. This consideration requires a clear understanding of how resilient patterns interact with pathogenic ones in producing consequences in terms of risk. Most conventional methods to assess safety proceed by identifying failure mechanisms related to system components (technical failure rates) as well to human and organizational factors (human error probabilities, etc.). Techniques focusing on human and organizational factors, which are commonly referred to as human reliability analysis (HRA) methods (U.S.N.R.C, 2005), may find difficulties to consider the great complexity hidden behind causal mechanisms leading to a ‘human error’. Actually, most of HRA methods make use of

the so-called performance shaping factors (PSF) to assess a human error probability (HEP). In general, the analyst attributes to PSFs a weighting-value defined between -1 and 0 if supposed to implicate negative effects, and between 0 and 1 if effects are positive. Nevertheless, similar approaches do not really handle the problem of how resilient and pathogenic patterns producing positive and negative influences, respectively, *interact* in leading to HEPs. Others, as (Galan, *et al.*, 2007) and (Mohaghegh, *et al.*, 2009) have worked to overcome these limitations by taking into account human and organizational factors in more robust models. However, the problem of integrating resilience in their model may need some further work. At the IRM department of EDF, this issue has been addressed in MERMOS (Le Bot & Pesme, 2007), an HRA method based on a systemic approach, by means of a model based on sociological theories and referred to as 'model of resilience in situation' (MRS) (Le Bot & Pesme, 2014), but this approach does not fit to IRA. In fact, unlike MERMOS, in IRA the purpose is modelling resilience as part of a complex interaction in which more *global* (i.e. plant versus team level) organizational patterns interact and their effects are assessed in terms of impact on factors and items downstream at teams and management level.

Concerning IRA, it is now necessary to investigate, firstly, on the derivation of markers tracking resilient patterns and, secondly, on how the identified resilient patterns can be integrated in the causal '*conflicting*' mechanisms involving pathogenic mechanisms.

3. MODELLING MARKERS AND PATTERNS OF ORGANIZATIONAL RESILIENCE

The ability to deal successfully with hazardous events and shocks, *i.e.* resilience, is to a large extent dependent on a specific set of skills, practices and attitudes. For this potential to translate into resilient performance, it is needed to be supported by appropriate resources, system characteristics, and organizational structures identifying resilient patterns. Markers of pathogenic patterns specify which conditions potentially lead to a degradation that affects items and consequently the effectiveness of human actions (Dien, *et al.*, 2004). In the case of resilience patterns (focused on *mitigation*), corresponding markers should specify conditions that need to hold for a system or organization to perform resiliently and reduce the negative effects produced by pathogenic patterns. As previously mentioned, feedback knowledge is available for incidental and accidental events. Thus, a way to derive resilient markers should be to look at the pathogenic ones.

3.1 Deducing resilient organizational markers

For technical safety methods, knowledge collected through the analysis of past relevant accidental/incidental events occurred in risky domains lead to underline failure mechanisms. Considering human and organizational factors involved in risk assessment, accidents analysis has equally provided to experts qualitative information to identify failing behaviours or organizational strategies and in general all the information allowed for outlining pathogenic

patterns. Then, it would be reasonable to refer to markers associated to such patterns as **pathogenic**. Now, pathogenic markers may contain other information about what could have been done '*right*' to perform resiliently in similar hazardous conditions in order to mitigate effects produced by pathogenic paths. An example is the 'Paddington train crash', when analyzing the main contributor factors led to establish safety and health measures with respect to recognized regulatory shortcomings. In that way, it should be possible to go further and gathering information about resilience by referring to pathogenic markers.

In order to proceed to the identification of the resilience markers by such an approach, the following assumptions have been made:

Assumption 1.

For expected situations, there is a relation between resilient and pathogenic markers.

In Fig.1 all possible situations are identified depending on the combination of the system resilience level and the likelihood of perturbations and hazards.

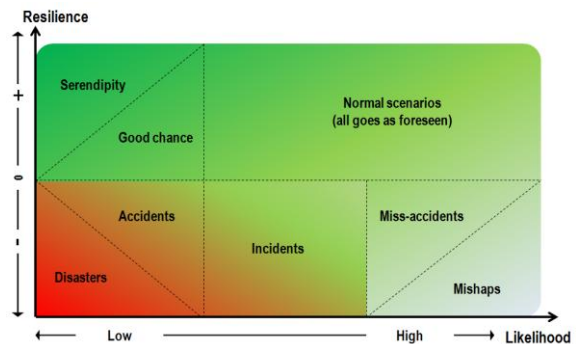


Fig.1. Resilience versus adverse event likelihood diagram and corresponding scenarios (Pariès, 2006).

Regions denoted by "serendipity", "good chance" and "normal scenarios" (*i.e.* situations defined by high system resilience and either low or high likelihood of hazards) and "miss-accidents" and "mishaps" (*i.e.* situations defined by low resilience but high likelihood), are those that resilience engineering aims to investigate as they represent what '*we do not know*'. However, at the moment the only source of information available for deriving resilience markers is achievable in situations denoted in Fig. 1 by "disasters", "accidents" and "incidents" (*i.e.* situations characterized by low resilience and very low likelihood of hazards). As both pathogenic and resilient markers at least refer to perturbations that the system already experimented, a relationship can be established between them. Let us consider two generic sets of markers referred to an organizational factor X :

- M^r , composed by resilient markers denoted by $m_i^{r \rightarrow X}$, and
- M^p , composed by pathogenic markers denoted by $m_j^{p \rightarrow X}$.

The symbol \rightarrow denote that markers relating to an X . So, as a first attempt to describe such a relationship, it should be written that:

$$m_i^{r \rightarrow X} = 1 - m_j^{p \rightarrow X} \quad (1)$$

Nevertheless, the concept of complementarity as expressed in(1) can be included within a generic function as below:

$$m_i^{r \rightarrow X} = f(1 - m_j^{p \rightarrow X})(2)$$

i.e. a resilient marker maynot be exactly the complementary part of the corresponding pathogenic marker, but more generally a *function* of it.

A further generalization should lead to consideran external term representing unknown (or not considered) information which can help to better characterize the resilient marker. This term, denoted by ε , has been included in (2) to give the following expression:

$$m_i^{r \rightarrow X} = f(1 - m_j^{p \rightarrow X}, \varepsilon) \quad (3)$$

Equation (3)represents in a quite general and symbolic fashion a relationship that allows for deriving a resilient marker from its corresponding pathogenic one.

Now, it has been assumed earlier that resilient markers are derived– in principle – for expected situations.

Nevertheless, given the intrinsic uncertainty on a resilient response,it is compulsory to investigate the validity of the same markers in (3) for *unpredictable* situations. In order to better understand the concept behind thisextension of **Assumption 1** to unpredictable situations, the following analogy with the medical and health care domain is proposed(Dien , *et al.*, 2004).

Let us consider a patient who suffers from a known and well identified disease. According to a set of symptoms (leading in turns to specific pathogenic markers) the doctor prescribescurative measures. He can eventually provide to the patient some recommendations on how to act in the future for similar situations. These recommendations allow the patient to be, in this sense, resilient if he would find himself involved in the same ‘*expected*’ conditions. Nevertheless, nothing prevents that the same recommendations could help the patient toperform resilientlyin ‘*unexpected*’ circumstances that the doctor was not aware of. This hypothesis will be extended to the following developments.

Following the approach described by (3) and illustrated in the analogy above, resilient markers have been identified from the pathogenic ones for a set of organizational factors. For example, pathogenic and resilient markers have been identified for the factor *Organizational Complexity Treatment (OCT)*, as shown inTable 1.

Table 1. Pathogenic and resilient markers referred to the organizational factor OCT.

Organizational Complexity Treatment	
Examples of Pathogenic markers	Examples of Resilient markers
Geographical remoteness of decisional centers.Difficulties in reaching decision-making bodies	Good communication between decisional and operational centers

Management fails to consider system complexity and opacity, excessive confidence in management, attitude to ideological positions	Management is capable to question themselves
Bottom-up circuits absent or biased(insufficient or biased internal communication)	Management allows operational feedback for ascending to decisional centers
Inter- and intra-organizational conflicts	Ability of leaders to converge towards a shared and accepted vision
Interference between facilities and tasks affecting security ('co-activity')	Ability to take into account the coactivity

To go further in the consideration of resilience, it should be studied how resilient patterns –meant as mitigationpatterns– interact with pathogenic patterns in contributing to the risk.

3.2 Interactionmechanismbetween pathogenic and resilient patterns

Let us consider now a set of n generic organizational factors (OFs). Nevertheless, it is assumed that k out the n OFs are denoted by $X^{i \rightarrow l}$ ($i \in \{1, \dots, k\}$) as they affectthe items Y_l ($l \in \{1, \dots, m\}$)(the symbol \rightarrow denote aninfluence on Y_l) by means of a *pathogenic pattern*, and $n - k$ are denoted by $X^{j \neq i \rightarrow l}$ ($j \in \{k + 1, \dots, n\}$)astheymay affect item Y_l by means of a *resilient pattern*.OFs have two possible states (*present*, *absent*). Then, some assumptions have beenmade for combining OFs statesand their influence on items:

Assumption 2.

If a set M^p of pathogenic markers m_i^p are identified attesting that an OF $X^{i \rightarrow l}$ has a **pathogenic** influence on item Y_l , then this fact is represented by the ‘**absence**’ of $X^{i \rightarrow l}$.

Assumption 3.

If a set M^r of resilient markers $m_{j \neq i}^r$ are identified attesting that an OF $X^{j \neq i \rightarrow l}$ has a **resilient** influence on an item Y_l , then this fact is represented by the ‘**presence**’ of $X^{j \neq i \rightarrow l}$.

It means thatOFs leading to a resilient pattern have an impact in the sense that they are ‘*present*’, while OFs leading to pathogenic patterns have an impact in the sense that they are ‘*absent*’.If assumptions 1 and 2 hold, the following step is tospecify which mechanismbetter represents the interaction between resilientand pathogenic patterns affecting items.

This relationship can be expressed by a general function specifically referred to the affected item Y_l , as follows:

$$Y_l = f(X^{1 \rightarrow l}, \dots X^{i \rightarrow l}, \dots X^{k \rightarrow l}, X^{k+1 \rightarrow l}, \dots X^{j \rightarrow l}, \dots X^{n \rightarrow l}; \varepsilon)(4)$$

However, resilience is considered here only in reference to the mitigation mechanism. Thus, the generic function in (4) can be translated – for example, in a probabilistic risk model (De Galizia, *et al.*, 2015) – to represent a *mitigation mechanism*.To continue towards a further formalization, let us consider a set of OFs $X^{i \rightarrow l}$. These latter act by means of resilient patterns (in the state ‘*present*’) and mitigate the effects produced by a set of OFs $X^{j \rightarrow l}$ that act by means of pathogenic patterns(in the state ‘*absent*’).

In this sense, another assumption is made about this mechanism:

Assumption 4.

The result of **amitigation mechanism** of resilient patterns on the pathogenic ones is a decrease of potential adverse effects E_i due to the pathogenic patterns $X^{i \rightarrow l}$.

Interaction between k resilient and $n - k$ pathogenic patterns on item Y_l is represented in Fig. 2.

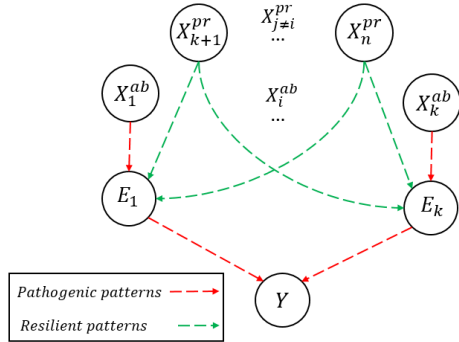


Fig.2. Mitigation mechanism of pathogenic effects E_i affecting item Y_l .

OFs having a *pathogenic* effect E_i are denoted by X_i^{ab} ('absent') and red arrows, while OFs mitigating these effects are denoted by X_j^{pr} ('present') and green arrows. So, the impact on item Y_l is assessed by following the mitigation mechanism between pathogenic and resilient influences produced by the OFs $X^{i \rightarrow l}$ and $X^{j \rightarrow l}$, respectively. For the sake of simplicity, let us consider two generic organizational factors $X^{i \rightarrow l}$ and $X^{j \rightarrow l}$ affecting item Y_l . For this simplified case, Table 2 resumes all possible scenarios resulting from the interaction between resilient and pathogenic patterns and the mitigation mechanism.

Table 2. Interaction mechanisms matrix between resilient and pathogenic organizational patterns.

Mechanisms affecting Y_l	$X^{i \rightarrow l}$	
	$X^{j \rightarrow l}$ Present	$X^{j \rightarrow l}$ Absent
Present	Mitigation of residual effects	Mitigation of pathogenic effects
Absent	Residual effects	pathogenic effects

From all the formulations discussed before, it is now shown their applicability on an illustrative case declined in the framework of IRA.

4. ILLUSTRATIVE CASE- APPLICATION TO THE HUMAN BARRIER MODEL OF IRA

Let us consider the problem of defining resilience markers and then the interaction of pathogenic and resilient patterns in the framework of IRA. In particular, let us refer to the IRA

human barrier model (HBM) represented in Fig. 3. A set of organizational factors (OF) can affect one or more items, *i.e.* management and team related factors. In the HBM, human action effectiveness is factorized in three phases: preparation (P), execution (E) and closure (C). Each phase is a function of a set of items (delegation 'De', training 'Tr', aides 'Ai', work design, tasking and direction 'Wtd', experience 'Ex', collective management and team dynamics 'Cmtd', contextual factors 'Cf', real time control 'Rtc', implementing of local feedback experience 'Ilfe'). Finally, a set of OFs (safety culture 'SC', production culture 'PC', organizational complexity treatment 'OCT', implementing of feedback experience loop 'IFEL', re-examining of design hypothesis 'RDH', control bodies 'CB', daily safety management 'DSM') can have an impact items. As an illustrative case, the influences of 3 OFs on 'De' is considered, as shown in Fig.3.

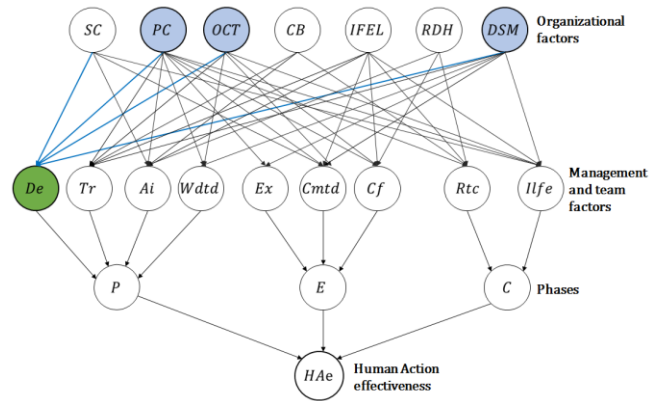


Fig.3. The human safety barrier model used in IRA to evaluate a human action effectiveness.

The following OFs are considered:

- *Production Culture (PC)*: injunctions to bypass or deliberately ignore certain dimensions of safety in order to promote short-term profitability criteria;
- *Organizational complexity treatment (OCT)*: measures to facilitate working relationships and decision-making, as well as communication about risks and safety;
- *Daily safety management (DSM)*: practical implementation of safety requirements within the organization.

Experts' elicitation based on (3) has provided the following results in terms of markers and, consequently, corresponding patterns have been assigned to each OF, as shown in Table 3.

Table 3. Markers justifying resilient and negative patterns of PC, OCT, DSM.

OF	Markers	Pattern
PC	- Strategic management objectives focusing on production and productive performance - Too limited delays affecting safety	Pathogenic
OCT	- Good definition of the strategic plan, overall priorities (safety, security, quality, reliability, production) - Benefits and disadvantages analysis of managerial decisions	Resilient

DSM	- Good and safe maintenance practices (coactivity risk) - Team meeting frequent and well organized	<i>Resilient</i>
------------	---	------------------

So, based on principles expressed in **Assumption 4** and represented in Fig. 2, it is found that effects produced by pathogenic patterns (PC) on *De* are mitigated by resilient patterns (OCT and DSM).

Table 4 shows in detail how the mitigation mechanism reduces pathogenic effects produced on *De*.

Table 4. Effects on delegation produced by the interaction of pathogenic and resilient patterns.

Combination of OFs states			Effects on 'Delegation'
PC	OCT	DSM	
Absent	Present	Present	Pathogenic effects mitigated by both OCT and DSM
		Absent	Pathogenic effects mitigated by OCT
	Absent	Present	Pathogenic effects mitigated by DSM
		Absent	Pathogenic effects induced by PC
Present	Present	Present	Residual effects mitigated by both OCT and DSM
		Absent	Residual effects mitigated by OCT
	Absent	Present	Residual effects mitigated by DSM
		Absent	Residual (not modelled) effects

This illustrative case shows that this modelling approach may provide benefits to IRA in considering resilience for the assessment of human activities effectiveness.

5. CONCLUSIONS AND PERSPECTIVES

The consideration of resilience in assessing risks in sociotechnical systems is gaining a great interest. The aim of this paper is contributing to this issue by focusing on resilient organizational patterns in the form of mitigation mechanisms. Some contributions have been proposed for firstly deriving markers and then modelling patterns of organizational resilience in the frame of probabilistic graphical modelling. Finally, the feasibility of such contributions has been shown on an illustrative case of the human barrier model in IRA. In the future, concepts here formalized will be applied to a large-scale model integrating human, technical, organizational and environmental factors to test to test the representativeness of the organisational factor of the barrier model and how resilient patterns propagate in terms of the total risk, possibly consolidating the organisational model.

REFERENCES

Back, J., Furniss, D., Hildebra, M. & Blandford, A., (2008). Resilience Markers for Safer Systems and

Organisations. *Computer Safety, Reliability, and Security*. Springer Verlag: Berlin / Heidelberg, Germany, pp. 99-112.

Bruneau, M., Chang, S., Eguchi, R. & Lee, G., (2003). A framework to quantitatively assess and enhance the seismic resilience of communities. *Earthquake Spectra*, vol.19(4), pp. 733-752.

De Galizia, A. Simon, C., Weber, P., Iung, B., Duval, C., Serdet, E., (2015). Modelling Non-Deterministic Causal Mechanisms involving Resilience in Risk Analysis. *Proceedings of the 8th IFAC MIM Conference*.

Dien, Y., Llory, M. & Montmayeul, R., (2004). Organizational accidents investigation methodology and lessons learned. *Hazardous Materials*, vol. 111, pp. 147-153.

Duval C., Fallet-Fidry G., Iung B., Weber P., Levrat E., (2012). A Bayesian Network based Integrated Risk Analysis (IRA) approach for industrial systems: Application to Heat Sink System and Prospects development. *Proceedings of the Institution of Mechanical Engineers, Part O: Journal of Risk and Reliability*, vol. 226(5), pp. 488-507.

Galan, S., Mosleh, A. & Izquierdo, J., (2007). Incorporating organizational factors into probabilistic safety assessment of nuclear power plants through canonical probabilistic models. *Reliability Engineering and System Safety*, vol 92(8) pp. 1131-1138.

Hollnagel, E. & Speziali, J. (2008). Study on developments in accident investigation methods: A survey of the 'state-of-the-art.' *SKI-R-08-50*; ISSN 1104-1374.

Hollnagel, E., Pariès, J., Woods, D. & Wreathall, J., (2010). Resilience Engineering in Practice. Aldershot, UK: Ashgate.

Hollnagel, E., Woods, D. & Leveson, N., (2006). *Resilience Engineering: Concepts and precepts*. Aldershot, UK: Ashgate.

Le Bot, P. & Pesme, H., (2007). MERMOS: an extended second generation HRA method. *IEEE/HPRCT*. Monterey CA, USA, pp. 26-31.

Le Bot, P. & Pesme, H., (2014). Organising Human and Organisational Reliability, *12th Probabilistic Safety Assessment and Management Conference*, Honolulu, Hawaii.

Léger A., Weber P., Levrat E., Duval C., Farret R., Iung B., (2009). Methodological developments for probabilistic analyses of sociotechnical systems. *Journal of Risk and Reliability*, vol.223(4), pp. 313-332.

Mohaghegh, Z., Kazemi, R. & Mosleh, A., (2009). Incorporating organizational factors into Probabilistic Risk Assessment (PRA) of complex socio-technical systems: A hybrid technique formalization.. *Reliability Engineering & System Safety*, vol. 94, pp. 1000-1018.

Pariès, J., (2006). Complexity, emergence, resilience. In: *E. Hollnagel, D. Woods and N. Levenson. Resilience Engineering. Concepts and precepts*. Hampshire, Grande-Bretagne: Ashgate.

Paté-Cornell, M. & Murphy, D., (1996). Human and Management factors in probabilistic risk analysis: the SAM approach and observations from recent application.

Reliability Engineering and System Safety, vol. 52, pp. 115-126.

U.S.N.R.C, (2005). *Good Practices for Implementing Human Reliability Analysis (HRA)*. NUREG 1792, Washington, DC 20555-0001.