



Polarization entangled photon-pair source based on quantum nonlinear photonics and interferometry

F Kaiser, Lutfi Arif Ngah, A Issautier, T Delord, D Aktas, Virginia d'Auria, Marc de Micheli, Anders Kastberg, Laurent Labonté, O Alibart, et al.

► To cite this version:

F Kaiser, Lutfi Arif Ngah, A Issautier, T Delord, D Aktas, et al.. Polarization entangled photon-pair source based on quantum nonlinear photonics and interferometry. *Optics Communications*, 2014, 327, pp.7-16. 10.1016/j.optcom.2014.03.056 . hal-01315227

HAL Id: hal-01315227

<https://hal.science/hal-01315227>

Submitted on 12 May 2016

HAL is a multi-disciplinary open access archive for the deposit and dissemination of scientific research documents, whether they are published or not. The documents may come from teaching and research institutions in France or abroad, or from public or private research centers.

L'archive ouverte pluridisciplinaire **HAL**, est destinée au dépôt et à la diffusion de documents scientifiques de niveau recherche, publiés ou non, émanant des établissements d'enseignement et de recherche français ou étrangers, des laboratoires publics ou privés.

Polarization entangled photon-pair source based on quantum nonlinear photonics and interferometry

F. Kaiser^{1,†}, L. A. Ngah¹, A. Issautier¹, T. Delord^{1,2}, D. Aktas¹, V. D'Auria¹, M. P. De Micheli¹, A. Kastberg¹, L. Labonté¹, O. Alibart¹, A. Martin^{1,‡}, S. Tanzilli¹

¹ *Laboratoire de Physique de la Matière Condensée, Université Nice Sophia Antipolis, CNRS UMR 7336, Parc Valrose, F-06108 Nice Cedex 2, France*

² *École Normale Supérieure de Lyon, 46 Allée d'Italie, F-69364 Lyon Cedex 07, France*

[†] *Currently with the Deutsches Elektronen-Synchrotron DESY, Hamburg, Germany*

[‡] *Currently with the Group of Applied Physics, University of Geneva, Switzerland*

Abstract

We present a versatile, high-brightness, guided-wave source of polarization entangled photons, emitted at a telecom wavelength. Photon-pairs are generated using an integrated type-0 nonlinear waveguide, and subsequently prepared in a polarization entangled state via a stabilized fiber interferometer. We show that the single photon emission wavelength can be tuned over more than 50 nm, whereas the single photon spectral bandwidth can be chosen at will over more than five orders of magnitude (from 25 MHz to 4 THz). Moreover, by performing entanglement analysis, we demonstrate a high degree of control of the quantum state via the violation of the Bell inequalities by more than 40 standard deviations. This makes this scheme suitable for a wide range of quantum optics experiments, ranging from fundamental research to quantum information applications.

We report on details of the setup, as well as on the characterization of all included components, previously outlined in F. Kaiser *et al.* (2013 Laser Phys. Lett. **10**, 045202).

Keywords: Quantum Communication, Polarization Entanglement, Nonlinear Integrated Photonics

2008 MSC: 81P40, 81P45

Contents

1	Introduction	2
2	Specifications, setup, and principle of the source	2
2.1	Photon-pair generation via type-0 spontaneous parametric down-conversion	3
2.2	Bandwidth filtering stage	4
2.3	Polarization entanglement preparation stage	4
3	Setup and characterization of the key elements	5
3.1	Frequency stabilization of the pump laser	5
3.2	Phase matching and optical characterization of the nonlinear integrated waveguide	5
3.3	Characterization of the transmission of the filters	6
3.4	Polarization entanglement preparation stage and coincidence histogram	7
3.5	Phase stabilization of the polarization entanglement preparation stage	7
4	Entanglement analysis	9
4.1	Phase tuning demonstration and long-distance distribution of the paired photons	9
4.2	Entanglement analysis for the $ \Phi^-\rangle$ state	10
5	Brightness and internal losses of the source	11
6	Potential improvements of the source	12

URL: sebastien.tanzilli@unice.fr (S. Tanzilli¹), <http://lpmc.unice.fr> (S. Tanzilli¹)

1. Introduction

Quantum communication science has become a very broad and active field of research. On one hand, quantum key distribution (QKD) [1], allowing secure distribution of cryptography ciphers between distant partners, has reached the commercial market as well as high-speed system capabilities [2]. Related networking protocols, such as entanglement based quantum relay operations, are employed as a means for extending the distance of quantum communication links [3, 4]. On the other hand, the study of light/matter interaction is a promising approach for implementing quantum storage devices [5]. Those devices are essential elements to achieve quantum repeater scenarios in which entanglement is distributed, stored, and distilled, all in a heralded fashion, making it possible to increase the overall link efficiency [6].

Over the past three decades, entanglement has been widely exploited as a resource in fundamental tests of quantum physics [7, 8]. We find, among others, nonlocality tests involving spacelike separated paired photons [9, 10], quantum delayed-choice experiments [11, 12, 13], and demonstrations of micro-macro entangled states of light [14, 15]. Moreover, with the emergence of long-distance quantum communication links working at telecom wavelengths [16, 17, 18, 19], new generation sources have been developed, featuring higher brightness, better stability, compactness, and near perfect entanglement fidelities. Photons can now be generated over narrow enough bandwidths (≤ 100 GHz) to avoid both chromatic and polarization mode dispersion along the distribution fibers [20]. More importantly, current light/matter interaction based quantum memories have, depending on both the physical system and the applied storage protocol, acceptance bandwidths ranging from some MHz to several GHz [5]. Consequently, to push long-distance quantum communication one step further, there is a need for implementing versatile solutions so as to benefit from the advantages of different quantum technologies. In this framework, sources based on quantum integrated photonics [21] appear to be natural and very promising candidates, offering the possibility to efficiently create polarization entanglement at wavelengths compatible with standard fiber components [22, 23].

In the following, we present the details of a versatile, high-brightness, source of polarization entangled photons, whose main results were first presented in Ref. [24]. Its key features, *i.e.*, the central emission wavelength, the spectral bandwidth, and the quantum state, can be tuned at will and adapted to a broad range of quantum network applications. This is enabled by a pertinent combination of an integrated nonlinear optics photon-pair generator, standard telecommunication components, and an entangled state preparation stage based on a stabilized Mach-Zehnder interferometer (MZI). After the presentation of the overall setup and the principle of the source, we will detail all the key elements, namely the integrated nonlinear generator, employed filters, and the quantum state preparation stage. We will then present the entanglement characterization proving the relevance of our approach. Related stabilization schemes and performances in terms of brightness and internal losses will also be outlined. Finally, we will summarize the obtained results, in the perspective of overall performances, and discuss potential improvements.

2. Specifications, setup, and principle of the source

Generation of polarization entanglement has been demonstrated using various strategies based on nonlinear media, such as microstructured fibers [25, 26], single pass bulk crystals [27, 28], crystals surrounded by a cavity referred to as optical parametric oscillators below the threshold [29, 30], or type-II waveguide crystals [22, 23]. However, these strategies have all shown relatively low brightness, which becomes an issue when (ultra-)narrowband photons are needed. Other approaches, capable of generating narrowband polarization entangled photons based on quantum dots [31] or cold atomic ensembles [32, 33] have recently been demonstrated, albeit showing limited entanglement fidelities.

Our source specifications are outlined in the following. First, the paired photons are emitted at a wavelength lying in the telecom C-band (1530 - 1565 nm), and further collected using a single mode telecom fiber in order to benefit from both standard components for routing and filtering purposes and low propagation losses in case of distribution over a long distance. Second, the photon bandwidth is made readily adaptable so as to be compatible with a broad variety of applications, ranging from QKD in telecommunication channels to quantum storage device implementations. Third, the coding of quantum information relies on the polarization observable since entanglement correlations can be measured using simple analyzers, being free of interferometric devices

as opposed to the case of the time-bin observable [34]. In addition, polarization entanglement can now be distributed over long distances thanks to active compensation systems of fiber birefringence fluctuations [35]. Eventually, and importantly, the key figures of merit are a high rate of available photon-pairs, and a fidelity to the desired entangled state as close to unity as possible.

Based on the experimental setup depicted in Figure 1, we outline in the following the principles of the main building blocks.

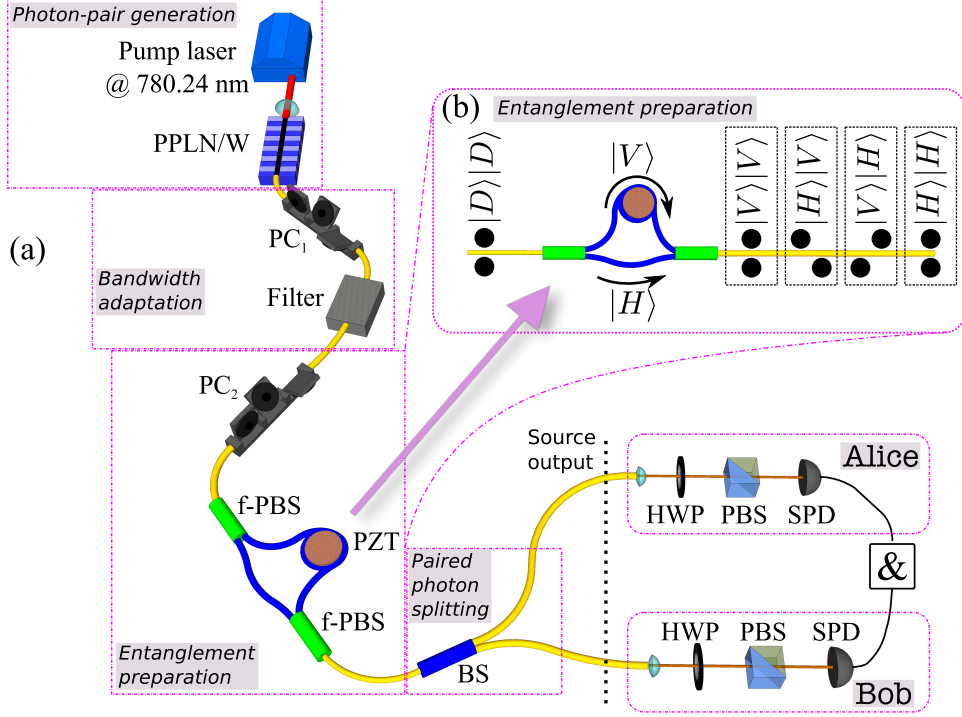


Figure 1: Experimental setup. (a) Light from a stabilized laser at 780.24 nm is sent through a PPLN/W for the generation of twin photons at the degenerate wavelength 1560.48 nm. After collection with a single mode telecom fiber, the paired photons pass through a polarization controller (PC₁) followed by a filter, adapting their bandwidth to the desired application. With commercially available components, the filtering transmission bandwidth can be chosen from some MHz to several hundreds of GHz. An unbalanced MZI made of two fiber-polarizing beam-splitters (f-PBS) connected by polarization maintaining fibers, allows preparation of the desired polarization entangled state (via post-selection in the time domain). A fiber beam-splitter (BS) is used to separate the photons and to distribute them to Alice and Bob. At both locations, measurements are carried out using a polarization state analyzer, comprising a half-wave plate (HWP), a polarizing beam-splitter (PBS), and a single photon detector (SPD). (b) Principle of the entanglement preparation stage. Photon-pairs in the diagonal state $|D\rangle|D\rangle$ enter the unbalanced MZI and exit in four possible states. If the photon-pair creation time remains unknown, the states $|H\rangle|H\rangle$ and $|V\rangle|V\rangle$ are indistinguishable in the time domain, and thus entanglement can be generated by post-selecting only when the two photons exit in the same time-bin [34].

2.1. Photon-pair generation via type-0 spontaneous parametric down-conversion

Light from a continuous-wave (CW) pump laser at 780.24 nm is sent through a type-0 periodically poled lithium niobate waveguide (PPLN/W) in order to generate, via spontaneous parametric down-conversion (SPDC), paired photons around the degenerate wavelength of 1560.48 nm. Using a vertically polarized (V) pump beam, the type-0 interaction permits to create vertically polarized twin photons, *i.e.*, $|V\rangle_p \xrightarrow{\text{type-0}} |V\rangle_s |V\rangle_i$, where the indices p , s , and i represent the pump, signal and idler modes, respectively. Utilizing the type-0 process presents two main advantages compared to the type-II interaction which produces cross-polarized photons, *i.e.*, in the state $|H\rangle_p \xrightarrow{\text{type-II}} |H\rangle_s |V\rangle_i$, as detailed in [22] and references therein. On one hand, the associated generation efficiency is at least 2 orders of magnitude higher. On the other hand, single photon bandwidth narrow filtering can readily be achieved using fiber filters, without problems with fiber birefringence. However, in contrast to the type-II interaction, where polarization entanglement can be formed by simply splitting the paired photons, the price to pay for using the type-0 process is a more complex experimental arrangement [24].

2.2. Bandwidth filtering stage

In principle, the bandwidth of the paired photons can be adapted at will depending on the desired quantum application. In our case, we work with fiber solutions only, compatible with all other elements of the source. By doing so, we avoid the losses due to in and out fiber coupling, yielding a higher long-term stability. After collection of the paired photons using a single mode fiber, we therefore take advantage of three filtering solutions based on telecom compatible components in order to demonstrate the versatility of our approach:

- (a) a standard 100 GHz-spacing dense wavelength division multiplexing (DWDM) filter (AC photonics) compatible with DWDM-QKD protocols [2, 22];
- (b) a 540 MHz phase shifted fiber Bragg grating filter (PSFBG, from AOS GmbH) compatible with broad acceptance bandwidth quantum memories, based on, *e.g.*, room temperature atomic vapors or ion doped crystals [36, 37, 38];
- (c) a 25 MHz PSFBG (Teraxion) compatible with the acceptance bandwidth of cold atom, and trapped ion based quantum memories [39, 40].

Moreover, to avoid any polarization dependent transmission, and therefore degradation of entanglement, with the narrowband PSFBG filters, those have to be placed in front of the state preparation stage. The polarization state of the photons is adjusted beforehand using a fiber polarization controller (PC₁) (see more details below).

2.3. Polarization entanglement preparation stage

To prepare the polarization entangled state, we employ an unbalanced MZI made of two fiber polarizing beam-splitters (f-PBS) connected by polarization maintaining fibers. This interferometer introduces a delay δt between the two polarization modes H (short arm) and V (long arm). By sending the paired photons prepared in the diagonal (D) state $|D\rangle_s |D\rangle_i$ into this device, the exit states are of the form:

$$|D\rangle_s |D\rangle_i \xrightarrow{Prep.} \frac{1}{2} \left[|H\rangle_{s,e} |H\rangle_{i,e} + e^{i\phi/2} |H\rangle_{s,e} |V\rangle_{i,l} + e^{i\phi/2} |V\rangle_{s,l} |H\rangle_{i,e} + e^{i\phi} |V\rangle_{s,l} |V\rangle_{i,l} \right], \quad (1)$$

where e and l refer to “early” and “late” time bins, respectively. Here, $\phi/2$ represents the phase difference between the short and long paths. Post-selecting only the cases where the two photons exit the interferometer simultaneously reduces the quantum state to $|\psi\rangle_{\text{post}} = \frac{1}{\sqrt{2}} \left[|H\rangle_{s,e} |H\rangle_{i,e} + e^{i\phi} |V\rangle_{s,l} |V\rangle_{i,l} \right]$. This time-bin type post-selection constraints δt to be greater than the coherence time of the photon (τ_p) and the detector timing jitters (τ_d). It is important to note that the labels e and l have physical meanings only if the photon-pair creation time is known. In the case of CW SPDC, the creation time uncertainty is directly given by the coherence time of the pump laser (τ_L). In this way, using a laser with a coherence time much greater than δt ensures a constant phase for the two contributions of interest, $|H\rangle_s |H\rangle_i$ and $|V\rangle_s |V\rangle_i$, and therefore allows obtaining polarization entangled states of the form:

$$|\psi\rangle_{\text{post}} = \frac{1}{\sqrt{2}} \left[|H\rangle_s |H\rangle_i + e^{i\phi} |V\rangle_s |V\rangle_i \right], \quad (2)$$

where ϕ represents the phase experienced by the two-photon contribution $|V\rangle_s |V\rangle_i$ in the long arm of the interferometer. To summarize the operation principle described above, the source can produce, together with a proper post-selection, the maximally polarization entangled state of Eq. 2 only if the conditions

$$\tau_L \gg \delta t \gg \tau_p + \tau_d \quad (3)$$

are satisfied, as is the case in time-bin type experiments [8, 34, 41].

By controlling the phase difference between the arms of the MZI, and by adjusting the input polarization state of the two photons, it is possible to prepare any arbitrary superposition of the maximally entangled Bell states $|\Phi^+\rangle$ and $|\Phi^-\rangle$ ¹. Suppose that the input of the preparation stage is the two-photon state $(\alpha|H\rangle + \beta|V\rangle)(\alpha|H\rangle + \beta|V\rangle)$, with the normalization $|\alpha|^2 + |\beta|^2 = 1$. In this case we obtain, after appropriate post-selection of events in the time domain, non-maximally entangled states of the form $|\psi\rangle_{\text{post}} = \frac{1}{N} \left[\alpha^2 |H\rangle_s |H\rangle_i + e^{i\phi} \beta^2 |V\rangle_s |V\rangle_i \right]$, where $N = \sqrt{\alpha^4 + \beta^4}$ is the normalization. This can be further generalized by simply adding a half-wave plate in the path of one of the two photons. This way, one can prepare non-maximally entangled states as a superposition of the four maximally entangled Bell states.

¹There are four maximally entangled states referred to as Bell states [8]. They are defined as $|\Phi^\pm\rangle = \frac{1}{\sqrt{2}} \left[|H\rangle_s |H\rangle_i \pm |V\rangle_s |V\rangle_i \right]$ and $|\Psi^\pm\rangle = \frac{1}{\sqrt{2}} \left[|H\rangle_s |V\rangle_i \pm |V\rangle_s |H\rangle_i \right]$, and form a complete orthonormal basis.

3. Setup and characterization of the key elements

3.1. Frequency stabilization of the pump laser

As laser source, we use a commercial tapered amplifier system (Toptica Photonics TAprø) operating at a wavelength around 780.24 nm in the CW regime. A small fraction of the laser light (~ 1 mW) is sent to a standard saturated absorption spectroscopy setup for frequency stabilization purpose. The stabilization is made on the $|F = 2\rangle \rightarrow |F' = 2 \times 3\rangle$ hyperfine crossover transition of the D₂ line of rubidium atoms (^{87}Rb). The Zeeman shifted resonance is modulated by ~ 20 kHz using a small electromagnet. The saturation absorption signal is then demodulated using a lock-in amplifier (EG&G 5210), and fed forward to the laser diode current through a home-made PID controller. The speed of the stabilization system is sufficient in order to achieve a laser linewidth < 150 kHz, over all the relevant time scales, which guarantees a coherence time $\tau_L > 3$ μs . We can therefore fulfill the remaining requirement of inequality (3) even for long coherence time photons, *i.e.*, up to $\tau_p = 20$ ns, as will be detailed below.

3.2. Phase matching and optical characterization of the nonlinear integrated waveguide

The photon-pair generator is a 4.5 cm long, home-made, waveguide, integrated at the surface of a periodically poled lithium niobate substrate using the so-called soft proton exchange (SPE) technique [42]. This permits obtaining low-loss (~ 0.2 dB/cm) single-mode optical waveguide structures at telecom wavelengths, showing reasonably high mode confinement, via index variations on the order of 2×10^{-2} . It also allows to maintain the integrity of the second-order non-linearity ($[\chi]_2$) of the lithium niobate substrate. The desired quasi phase-matching condition ($780.24 \text{ nm} \mapsto 1560.48 \text{ nm}$) for the type-0 SPDC process is obtained for a 7 μm -width waveguide, a poling period of the substrate of 16.3 μm , and for a temperature of 387 K. Note that heating the sample also permits canceling the photorefractive effect induced by the coupled pump intensity in the waveguide.

The PPLN/W internal down-conversion probability was characterized in the single photon counting regime, as described in Ref. [43], and found to be $\sim 4.8 \times 10^{-6}$ generated pairs per injected pump photon. This outperforms photon-pair generators based on optical parametric oscillators [29, 30] and bulk crystals [27, 28] by a few orders of magnitude, and is comparable to the best values reported to date for SPDC in type-0 PPLN/Ws [43, 44]. Such a high SPDC conversion probability can mainly be ascribed to the tight light confinement in the waveguide structure, since the efficiency grows quadratically with the optical power density [21].

The temperature dependent emission spectrum measured at the output of the PPLN/W is shown in Figure 2(a). Signal and idler wavelengths can each be tuned over more than 50 nm for a temperature change of

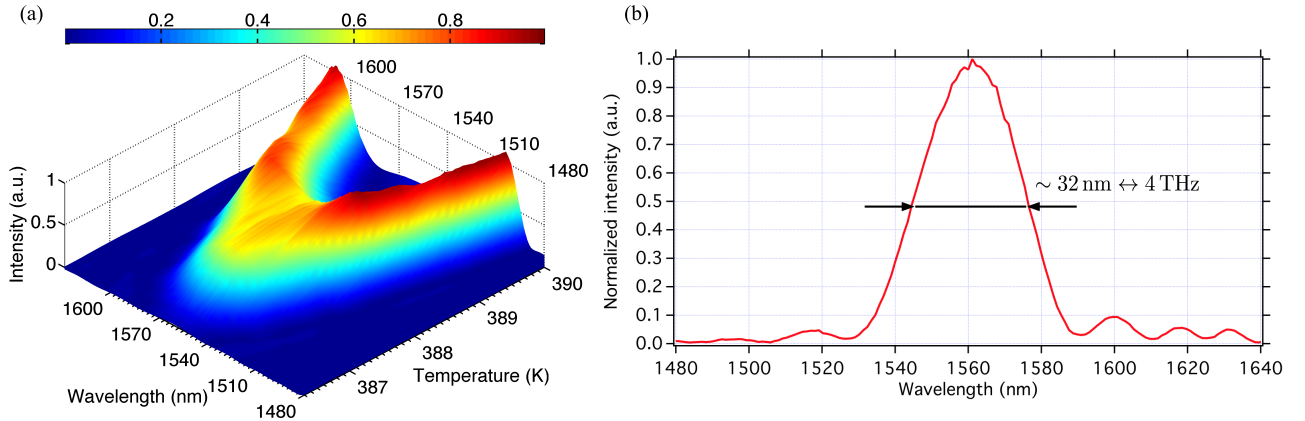


Figure 2: SPDC emission spectrum obtained from a PPLN/W having a poling period of 16.3 μm , a width of 7 μm , being pumped by a laser at 780.24 nm. (a) Spectral density over the full phase matching curve as a function of temperature. The colorbar on top indicates the relative intensity. Changing the crystal temperature by 3 K results in a wavelength tunability of more than 50 nm for either the signal or the idler photon. (b) Degenerate spectrum around 1560 nm, when the PPLN/W is heated to 387 K. The shape of the curve is a sinc function, as expected from the SPDC process, and its FWHM spectral bandwidth is of 32 nm, corresponding to 4 THz.

3 K. In the following of this paper, the PPLN/W is operated at 387 K, for which paired photons are emitted, as shown in Figure 2(b), at the degenerate wavelength of 1560.48 nm, within a spectral bandwidth of 4 THz ($\leftrightarrow 32$ nm). Note that such a broad bandwidth is in general unsuitable for many quantum communication applications, since, *e.g.*, QKD in a DWDM environment requires 50 – 200 GHz photonic bandwidths, while

quantum memory protocols typically demand bandwidths reduced down to 10 MHz–5 GHz. However, 4 THz is a broad enough bandwidth that can be further reduced so as to match a desired quantum application.

3.3. Characterization of the transmission of the filters

As mentioned previously, we employ three different fiber filters, *i.e.*, a standard 100 GHz DWDM, a 540 MHz PSFBG, and a 25 MHz PSFBG, to reduce the photonic spectral bandwidth from the 4 THz initially generated by the PPLN/W. These filter bandwidths, together with the initial one, span more than 5 orders of magnitude.

As depicted in Figure 3(a), we properly characterize and set the three filters at the desired wavelength (1560.48 nm). Notably, the two PSFBG filters are configured using laser spectroscopy. For this, we inject light from a tunable diode laser (Toptica Photonics DL100 pro design), followed by a polarization controller (PC), and we monitor the transmitted power at the output. To obtain an accurate frequency reference, a fraction of the laser power is amplified using an erbium doped fiber amplifier (EDFA) and then frequency doubled in another home-made PPLN/W. For ~ 100 mW of power at 1560.48 nm sent in the dedicated PPLN/W, we obtain ~ 3 mW at 780.24 nm at its output. This is enough to perform saturated absorption spectroscopy in a Rb cell. The obtained hyperfine structure absorption lines here serve as accurate absolute frequency references when scanning the laser.

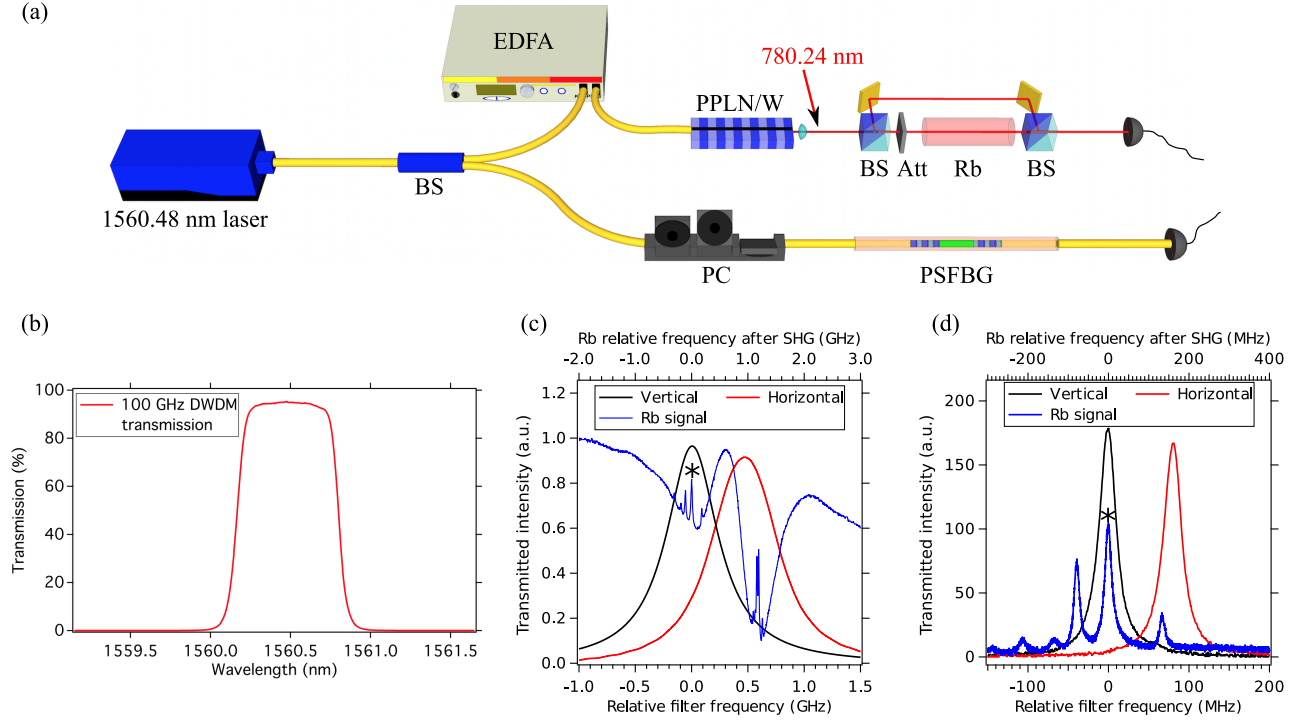


Figure 3: Characterization of the employed filters. (a) Experimental setup. A tunable laser, emitting around the wavelength of 1560.48 nm, is sent through the filter under test and the polarization dependent transmission spectrum is recorded. In order to obtain a frequency reference in the case of the two PSFBG filters, the laser is amplified (EDFA) and frequency doubled in a PPLN/W, before being sent to a standard Rb saturated absorption spectroscopy setup. (b) Transmission spectrum of the 100 GHz DWDM filter showing a flat-top shaped profile. (c) Transmission spectrum of the 540 MHz filter. (d) Transmission spectrum of the 25 MHz filter. The two latter filters show Lorentzian transmission profiles, which have a polarization dependence caused by fiber birefringence.

As depicted in Figure 3(b), the 100 GHz DWDM filter shows a flat-top transmission bandwidth of 80 GHz. In Figure 3(c), we show the transmission of the 540 MHz PSFBG, which has Lorentzian transmission bandwidths of 540 MHz and 580 MHz for vertically and horizontally polarized light, respectively. Due to fiber birefringence, the modes are separated by 480 MHz. The measurements for the 25 MHz PSFBG are given in Figure 3(d), with Lorentzian transmission bandwidths of 25 MHz and 28 MHz for vertically and horizontally polarized light, respectively, and a mode separation of 80 MHz. Note that a consequence of the polarization dependent transmission behavior is that these PSFBGs cannot be directly applied to polarization entangled paired photons, as the frequency separation between horizontally and vertically polarized photons would reduce the entangled state to a product state.

The central frequency (wavelength) of both PSFBG filters can be finely tuned by adjusting the temperature. Experimentally, the 540 MHz and the 25 MHz filters present respectively a tunability of ~ 1 GHz/K and ~ 200 MHz/K, such that we can achieve about 50 GHz ($\leftrightarrow 400$ pm) and 1 GHz ($\leftrightarrow 80$ pm) over a temperature range between 30°C and 80°C. As a side effect, the temperature of the filters needs to be stabilized in order to avoid any central wavelength drift. In our case, this is done by isolating the filters hermetically from ambient air and by employing standard PID-type temperature controllers. Using such systems, we can set the transmission peak of both filters for vertically polarized light at exactly twice the wavelength of the Rb $|F = 2\rangle \rightarrow |F' = 2 \times 3\rangle$ hyperfine transition, against which the pump laser is stabilized (indicated by a star in the graphs of Figure 3(b) and (c)). The achieved temperature stability is 10 mK, corresponding to frequency stabilities of ~ 10 MHz and ~ 2 MHz for the 540 MHz and the 25 MHz filters, respectively.

Note that these PSFBG filters represent simple solutions compared to standard optical cavities, concerning both practicality and reliability. For instance, stabilizing a cavity to better than 2 MHz requires a ~ 1 mK temperature stability, as well as a stringent isolation to ensure a constant pressure and a limited sensibility to acoustic vibrations. This is actually unnecessary with our fiber filters. Moreover, tuning the central frequency of a cavity necessitates the use of a piezo-electric transducer placed on one of the cavity mirrors. This, in our case, can simply be achieved using basic temperature control. A good example of a narrow filtering made with an optical cavity can be found in reference [28].

3.4. Polarization entanglement preparation stage and coincidence histogram

As described above, after paired photons have been generated in the PPLN/W and subsequently filtered in bandwidth (see Figure 1), we take advantage of an unbalanced MZI to engineer the polarization bi-photon state. When two diagonally polarized photons are injected in the device, they emerge in the state of Eq. 1, which can be further reduced to the maximally polarization entangled state of Eq. 2 by post-selection in the time domain. A proper post-selection can only be achieved provided the different contributions to the state of Eq. 1 are made temporally distinguishable. In other words, the delay δt between the two arms of the interferometer has to be much greater than the coherence time τ_p of the photons, as stated by inequality 3. For this reason, we have chosen a fiber path length difference of 18 m, corresponding to a propagation time difference of 76 ns, enough to obtain a fidelity greater than 99% with spectral bandwidths as narrow as 19 MHz (coherence time of 20.5 ns).

We show in Figure 4(a) the experimental configuration employed for obtaining arrival time coincidence histograms at the output of the interferometer. A beam-splitter (BS) is used to separate and distribute the photons to Alice and Bob. Each user employs a free running indium-gallium-arsenide (InGaAs) avalanche photodiode (IDQ-220) as single photon detector (SPD). Both devices feature 20% detection efficiencies and dark count probabilities on the order of 10^{-6} /ns. The SPD outputs are connected to a coincidence measurement apparatus (&).

As shown in Figure 4(b), we observe three distinct coincidence peaks for all three filters. The side peaks contain the cross-polarized photon-pair contributions, while the central peak is twice as high and contains the desired contributions $|H\rangle|H\rangle$ and $|V\rangle|V\rangle$. Selecting only the events at zero relative delay generates the desired entangled state $|\psi\rangle_{\text{post}}$ of Eq. 2. For the 100 GHz DWDM filter, we expect a coherence time ~ 5 ps smaller than the timing jitters of the detectors. Consequently the width of the corresponding coincidence peaks (dark curve in Figure 4) is mainly given by the convolution of the detectors' timing jitters (230 ps for each detector). Having the 540 MHz or the 25 MHz filter in place leads to a broadening of the coincidence peaks of 800 ± 20 ps (red curve in Figure 4) and 15.6 ± 0.7 ns (blue curve in Figure 4), respectively, which reflects the increased coherence time of the photons. These values are in good agreement with the corresponding filter bandwidths shown in Figure 3(b) and (c).

3.5. Phase stabilization of the polarization entanglement preparation stage

In order to demonstrate high quality polarization entanglement via the violation of the Bell inequalities (see below), the phase relation between the contributions $|H\rangle|H\rangle$ and $|V\rangle|V\rangle$ to the desired entangled state needs to be stable throughout the measurement time [45]. Our calculations showed that phase fluctuations on the order of $\Delta\phi \approx \frac{2\pi}{50}$ cause a degradation of the entanglement state fidelity of about 0.5%. In our MZI fiber configuration, phase variations are mainly due to refractive index fluctuations induced by temperature instabilities [46]. The temperature phase dependency is approximately given by $\frac{\Delta\phi}{\Delta T} \approx 10^3 \text{ rad K}^{-1}$. This means that achieving a phase stability better than $\frac{2\pi}{50}$ would require a temperature stability of about 30 μK , which is technically demanding as the MZI would have to be placed in a vacuum chamber.

To avoid the latter constraint, we opted for an active stabilization scheme. As depicted in Figure 5, light from a reference diode laser (Toptica Photonics DL100 pro design), diagonally polarized and emitted at 1558.6 nm, is

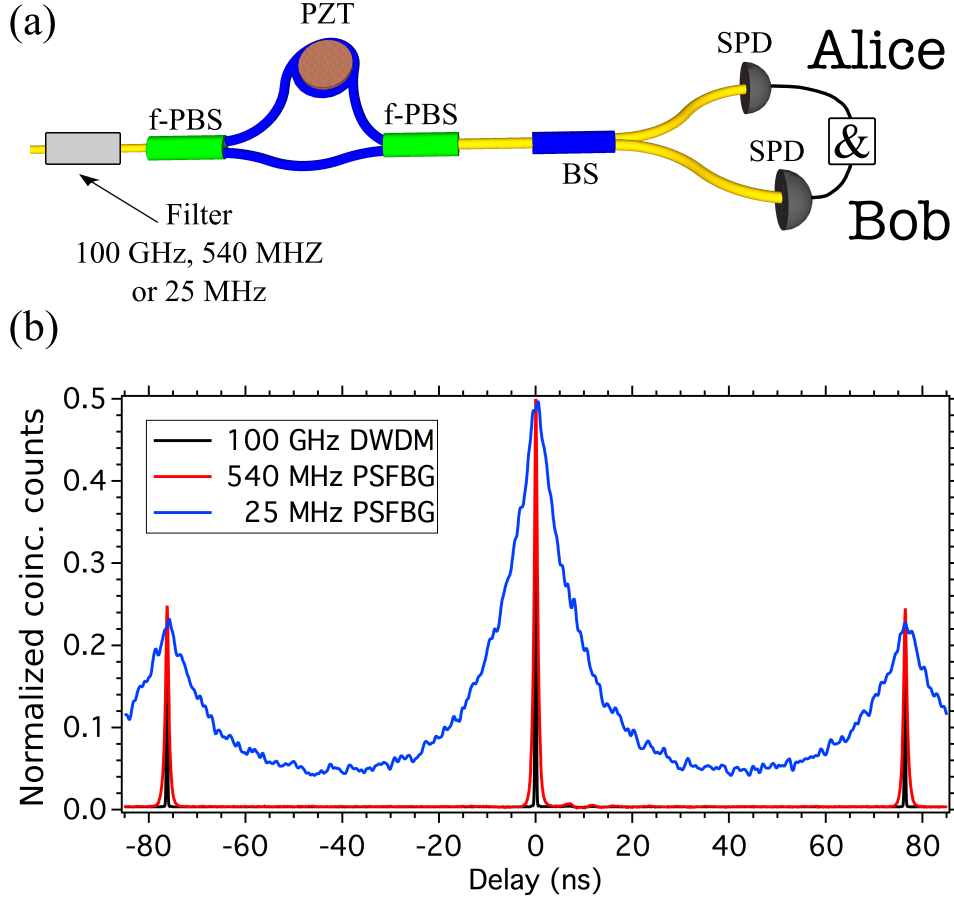


Figure 4: Characterization of the polarization entanglement preparation stage, in combination with the three filters, for a diagonally polarized two-photon input state. (a) Experimental setup. At the output of the preparation stage, the photons are separated by a BS and subsequently detected. The arrival time correlations are recorded using a coincidence counter (&). (b) Coincidence histograms. Three well separated peaks are obtained for all the three filters. The two outer ones, located at ± 76 ns, correspond to cross polarized contributions. The central peak at zero relative time delay contains the desired contributions $|H\rangle|H\rangle$ and $|V\rangle|V\rangle$.

injected in the interferometer via a telecom DWDM in the backward direction compared to that of the paired photons. Note that this component is a 200 GHz-spacing DWDM allowing multiplexing and demultiplexing of the standard ITU² telecommunication channels N^o21 and 23. At the output of the MZI device, the laser light is separated from the photons of interest via another DWDM and sent to an electro-optical phase modulator. The corresponding polarization state can therefore be written as $|\psi\rangle_r = \frac{1}{\sqrt{2}} (|H\rangle + e^{i(\phi_r + \phi_e)} |V\rangle)$, where ϕ_r is the relative phase difference between the short (horizontal) and long (vertical) arms of the MZI, and ϕ_e a controllable phase added by the modulator to the vertical contribution. Finally, a fiber PBS is used to project the light into the $\{|D\rangle, |A\rangle\}$ basis, in which one obtains $|\psi\rangle_r = \sin\left(\frac{\phi_r + \phi_e}{2}\right) |D\rangle + \cos\left(\frac{\phi_r + \phi_e}{2}\right) |A\rangle$. Consequently, measuring the light intensity at detector Det_A allows us to infer the phase term $(\phi_r + \phi_e) \bmod 2\pi$.

Our phase stabilization scheme is based on a standard feedback loop, in which the reference wavelength is modulated via the current controller of the laser diode. To obtain the error signal, a lock-in amplifier demodulates the detector signal. The phase correction is applied to a home-made piezoelectric (PZT) fiber stretcher acting on the long arm of the MZI via an integrator circuit. Our system holds the phase term $\phi_r + \phi_e$ constant at zero or π . The phase inside the interferometer, ϕ_r , is then tuned by adjusting ϕ_e . Our system is therefore capable of accurately setting the phase to any desired value over short time scales, *i.e.* on the order of 1 ms (mainly limited by the response time of the PZT).

Moreover, to ensure a long term stability, the 1558.6 nm reference laser is stabilized in a cavity, after frequency doubling to 779.3 nm. The cavity is itself stabilized upon that of the 780.24 nm pump laser (see above), which

²International Telecommunication Union.

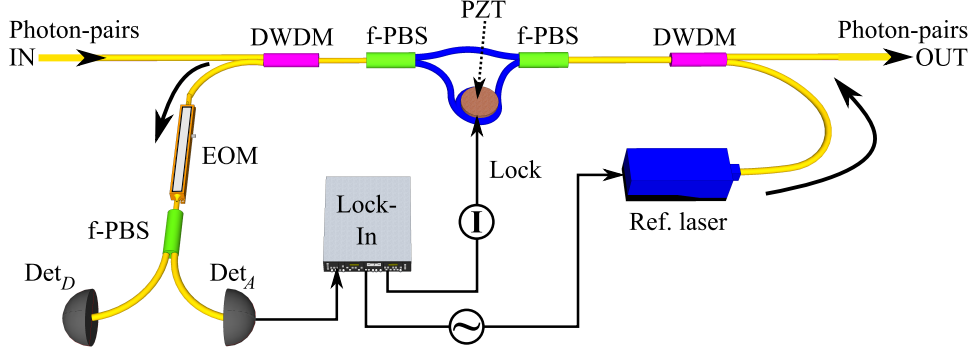


Figure 5: Phase stabilization system of the interferometric entanglement preparation stage. The phase accumulated by a reference laser is measured and a correction signal is forwarded to a PZT. The phase can be accurately tuned to any desired value by adding an offset phase with a phase modulator.

means that the reference laser is stabilized thanks to a transfer-cavity lock configuration. The overall system achieves an overall phase stability better than $\frac{\pi}{100}$ and works reliably over time scales of several days.

4. Entanglement analysis

In this section, we first demonstrate our capability to coherently tune the phase of the preparation interferometer. Thereafter, we set the phase to the desired value of π in order to create the entangled state $|\Phi^-\rangle$, and we perform entanglement analysis via the violation of the Bell inequalities.

4.1. Phase tuning demonstration and long-distance distribution of the paired photons

The experimental setup used to demonstrate the phase tunability is shown in Figure 6(a). The photon-pairs, at the output of the interferometric preparation stage, are expected to be prepared, together with a proper time-bin post-selection, in the state $|\psi\rangle_{\text{post}}$ (see Eq. 2 and related discussion). The paired photons are then separated at a beam-splitter and sent to Alice and Bob. They both project their respective photons into the phase sensitive diagonal/antidiagonal basis $\{|D\rangle, |A\rangle\}$ using a polarization state analyzer made of a bulk polarizing beam-splitter (PBS) oriented at 45° and an InGaAs avalanche SPD. In this situation, the coincidence rate, R_c , recorded between the two users is given by

$$R_c = \frac{1}{2} (1 - V \cos \phi), \quad (4)$$

where ϕ is the phase imprinted on the entangled state by the interferometric preparation stage, and V represents the fringe visibility of the interference pattern.

In Figure 6(b), we present the coincidence rate recorded as a function of the phase set in the preparation stage for all three filters. For these measurements, the phase is tuned between $-\pi$ and $5\pi/2$, using our stabilization system. The three curves follow the relation described by equation 4, and sinusoidal fits permit to infer the associated interference pattern visibilities. The net visibilities are $99.9 \pm 1.2\%$, $99.4 \pm 1.5\%$, and $97 \pm 2\%$, for the 100 GHz (squares and dark line), 540 MHz (circles and red line), and 25 MHz (triangles and blue line) filters, respectively. Net visibilities mean that accidental coincidences induced by the detector dark counts have been subtracted. Without noise subtraction, the raw visibilities are $99.9 \pm 1.2\%$, $97.1 \pm 1.2\%$, and $88 \pm 2\%$, respectively. The last value is smaller than the others, owing to a degraded signal-to-noise ratio associated with the 25 MHz.

Moreover, Figure 6(c) shows the results obtained with the 540 MHz filter when the paired photons are distributed over 4 km of standard telecom optical fiber, and its direct comparison to a 20 m fiber distribution scenario. The obtained net and raw visibilities are $99 \pm 2\%$ and $96 \pm 2\%$, respectively. The reductions in coincidence rate and raw visibility are ascribed to additional propagation losses of about 1.2 dB, which again causes a degradation of the signal-to-noise ratio.

To conclude this phase control and tunability study, it is worth mentioning that our preparation system works perfectly as it permits setting the phase of the entangled state to any desired value on short time scales (< 1 ms). The curves presented in Figure 6 therefore stand as a proof that any maximally entangled state of the form $|\psi\rangle = \frac{1}{\sqrt{2}} (|H\rangle|H\rangle + e^{i\phi} |V\rangle|V\rangle)$ can be generated at will. For the following study, we now set $\phi = \pi$ in order to generate the state $|\Phi^-\rangle$, on which entanglement analysis is performed.

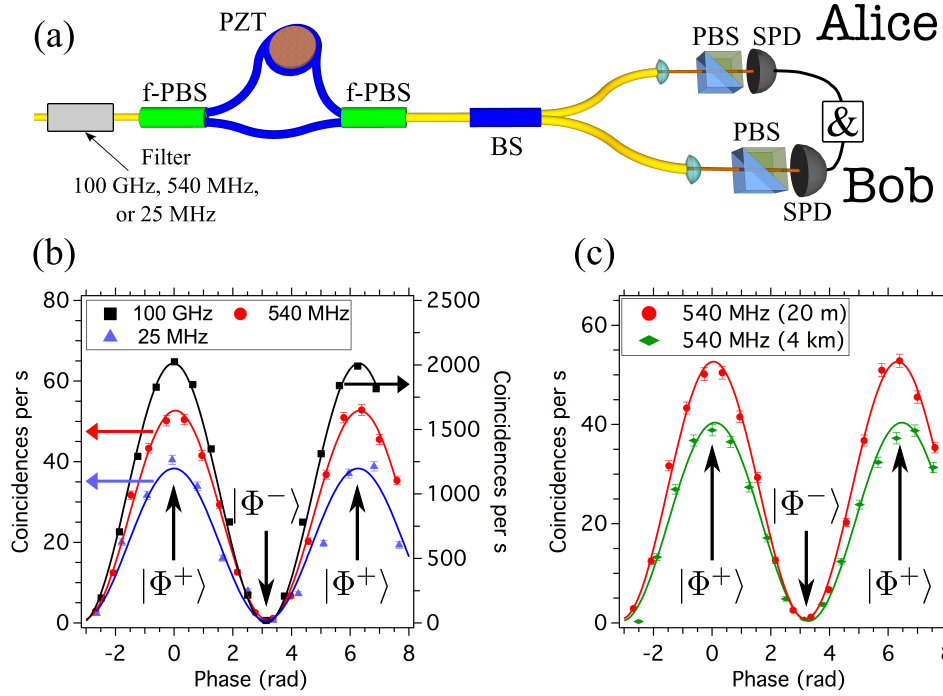


Figure 6: Demonstration of phase control capabilities. (a) Experimental setup. Alice and Bob both set their polarization state analyzers at 45° , in order to project the entangled state on the phase sensitive $\{|D\rangle, |A\rangle\}$ basis. The coincidence rate between the two detectors is recorded as a function of the phase set in the fiber preparation stage. (b) Results obtained for photon-pair distribution over 20 m of standard optical fiber: for all three filters, near perfect sinusoidal coincidence rate oscillations are observed, underlining the high phase stability achieved with our approach. (c) Results obtained for the 540 MHz filter when distributing the entangled photons over 20 m and 4 km of standard optical fiber, respectively. Again, high-visibility interference patterns are observed. Note that for all results presented here, noise contributions induced by accidental coincidences have been subtracted.

4.2. Entanglement analysis for the $|\Phi^-\rangle$ state

In the following, we employ, among other possibilities [47], the violation of the Bell inequalities as an entanglement witness [48, 49]. To this end, we consider the standard experimental configuration shown in Figure 7(a), in which the users each employ a polarization state analyzer, comprising a half-wave plate (HWP), a PBS, and an SPD. As was the case for the phase control study, the two detectors are connected to a coincidence measurement apparatus (&).

The measurements are made in the following manner. Alice projects her photons consecutively along the horizontal ($|H\rangle$), vertical ($|V\rangle$), diagonal ($|D\rangle$) and anti-diagonal ($|A\rangle$) directions. For each of the four settings, we record the coincidence rates as a function of Bob's HWP angle. The experimental results corresponding to the three filters are shown in Figure 7(b), (c) and (d). For each filter and for all four settings chosen at Alice's side, sinusoidal coincidence rate oscillations are observed, underlining the rotational invariance of the generated entangled state. Sinusoidal fits permit to infer the associated interference pattern visibilities. We obtain average raw visibilities (including noise contributions) of $99.6 \pm 1.3\%$, $97.1 \pm 0.9\%$ and $99 \pm 3\%$ for the 100 GHz, 540 MHz, and 25 MHz filters, respectively. These values are clearly above the non-local threshold of 71% for two-photon experiments [50]. Note that in order to increase the visibility for the 25 MHz filter, two superconducting detectors (Scontel TCOPRS-001) have been used instead of the two InGaAs avalanche photodiodes that were in place for all the previous measurements. These superconducting devices both feature 7% detection efficiencies and less than 10 dark counts per second. This permits us to increase the signal-to-noise ratio at the price of lower coincidence counts.

Besides the obtained visibility, the Bell parameter is another quantitative measure for evaluating the quality of entanglement. We obtain raw Bell parameters S_{raw} of 2.82 ± 0.01 , 2.80 ± 0.02 and 2.82 ± 0.02 for the three employed filters, meaning that the Bell inequalities are violated by at least 40 standard deviations [48, 49]. This underlines the high quality of the entangled states that can be generated with our scheme [24].

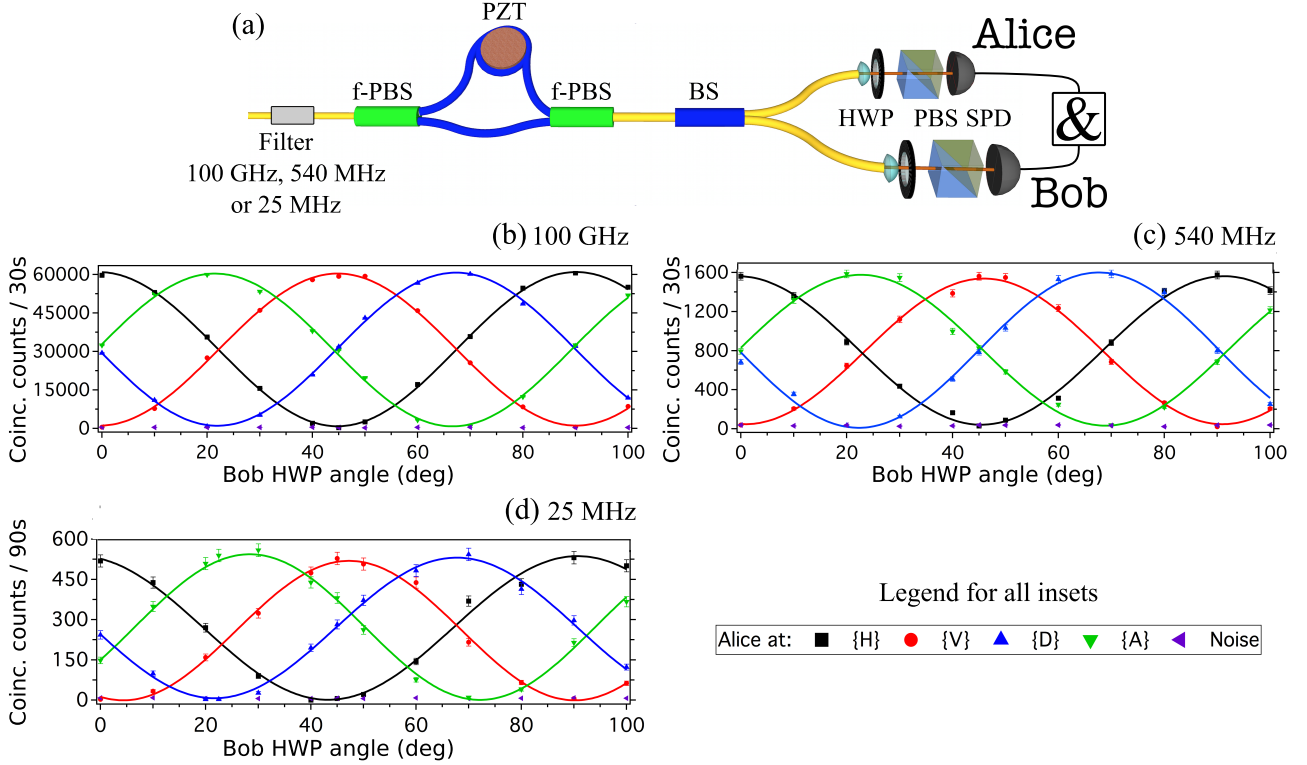


Figure 7: Demonstration of entanglement quality via the violation of the Bell inequalities. (a) Experimental setup. Both users utilize a polarization state analyzer consisting of a half-wave plate (HWP), a PBS, and a SPD. The coincidence rate correlations for the standard polarization settings are recorded. For all three filters, DWDM (b), 540 MHz PSFBG (c) and 25 MHz PSFBG (d), near perfect visibility two-photon interference patterns are obtained for all polarization settings. This underlines the high quality entanglement generated with our approach.

5. Brightness and internal losses of the source

In addition to high entanglement qualities, the brightness of the photon-pair generator is one of its key features, since it provides the rate at which a quantum communication link can be operated. Typically, the brightness is defined as the number of paired photons available in one spatial mode, per of integration time, pump power, and spectral bandwidth. Achieving a high brightness requires the use of a high-efficiency generator associated with low propagation losses in the overall setup. In the following, we first detail the two latter figures, before giving the rate of entangled photon-pairs available at the output of the source.

On one hand, the internal down-conversion probability of the type-0 PPLN waveguide obtained over the full emission spectral bandwidth of 4 THz, shown in Figure 2(b), corresponds to a brightness $B_{\text{full}} \approx 2400 \text{ pairs} \cdot (\text{s} \cdot \text{mW} \cdot \text{MHz})^{-1}$. However, all the three employed filters provide much narrower bandwidths than that of the full spectrum, such that the peak intensity within these bandwidths can be considered constant with an associated brightness $B_{\text{top}} \approx 3600 \text{ pairs} \cdot (\text{s} \cdot \text{mW} \cdot \text{MHz})^{-1}$. As for all generators based on spontaneous processes, the main limitation comes from multiple pair emission issues, generally dominated, at weak pump powers, by double pair contributions. Those are due to the emission statistics that can be either poissonian or thermal, depending on both the coherence time of the photons and the time acquisition window [51, 52]. In other words, operating the source at high pump powers would lead to non negligible double pair contributions and cause a severe degradation of the entangled state fidelity [53]. For instance, working with a probability for single photon-pair emission equal to 0.01 per detection time window, generally defined as the maximum between the timing jitter of the detectors and the coherence time of the photons, leads to a decrease of the relative entangled state fidelity of 1%. Note that with our non-linear waveguide, a laser pump power of 7 mW is enough to achieve such a probability value per coherence time.

On the other hand, to compute the overall source brightness, we need to consider all losses from the output of the photon-pair generator to the output of the source itself, *i.e.*, the two outputs of the fiber beam-splitter shown in Figure 1. We measure the single photon propagation losses between the output of the crystal and the input of the beam-splitter by replacing the pump laser by one emitting at 1560.48 nm. We obtain 4.5 dB,

5.2 dB, and 5.7 dB for the 100 GHz, 540 MHz and 25 MHz filters, respectively. However, when considering the propagation of the paired photons to the output of the source, additional losses have to be taken into account. We find the following values:

- 3 dB due to the lorentzian transmission profiles of the PSFBG filters. Note that this is not the case for the DWDM filter, since it shows a flat-top transmission profile;
- 3 dB due to the time-bin structure associated with the preparation stage, since only half of the generated photon-pairs are actually prepared in a maximally polarization entangled state;
- 3 dB introduced by a non-deterministic pair separation at the output beam-splitter.

The overall losses experienced by the paired photons are therefore 15 dB, 19.4 dB and 20.4 dB, respectively for the three filter configurations.

Finally, combining the generator brightness and the internal losses of the full setup leads to available photon-pair rates of about 9×10^6 , 11000, and ~ 400 per second and mW of pump power, respectively for the three filter configurations. A summary of the relevant figures of merit for the source, in combination with the three different filters, is presented in table 1.

Bandwidth [MHz]	$80 \times 10^{3\dagger}$	540^\dagger	25^\ddagger
Photon coherence time [ns]	5.5×10^{-3}	0.8	15.6
Injected pump power [mW]	0.02	0.4	7
Photon-pair losses [dB]	15	19.4	20.4
Available output rate $[(s \times \text{mW})^{-1}]$	9×10^6	11×10^3	400
Detected pair rate $[s^{-1}]$	2000	50	6
Interference raw visibility (%)	99.6 ± 1.3	97.1 ± 0.9	99 ± 3

Table 1: Summary of the experimental results carried out with the experimental setup shown in Figure 1 for the three different filters. Note that the imperfections of the detectors provide limitations on data acquisition, since low efficiencies are associated with lower pair detection rates, and dark counts are one of the main limiting factor for achieving high raw visibility values [54]. Moreover, for both the 100 GHz DWDM and the 540 MHz PSFBG filters, the dead-times of the detectors induce an inherent reduction of the detected pair rate. † For these measurements, standard InGaAs avalanche photodiode SPDs have been used [55]. ‡ For this particular measurement, superconducting SPDs have been employed in order to reduce accidental coincidence events [55].

6. Potential improvements of the source

The pair rate could be improved considerably by reducing the internal propagation losses of the source, notably in the case of the narrowest employed filters. First, the lorentzian PSFBG filters (540 MHz and 25 MHz) could be replaced by flat-top ones, as for the 100 GHz DWDM filter. This would, in this case, lead to a pair loss reduction of 3 dB. Secondly, the propagation losses could also be reduced by splicing all the fiber patch cords instead of using fiber connectors. This would lead to approximately a 2 dB pair loss reduction. Thirdly, using a tapered waveguide structure at the output of the non-linear waveguide generator would yield another 1 dB of loss reduction, due to an adiabatic spatial mode adaptation between the waveguide and the collection fiber [56]. Finally, one could address the non-deterministic separation of the paired photons by utilizing a fiber coupled cavity able to transmit two peaks on both sides of the wavelength degeneracy (1560.48 nm). For instance, a free spectral range of 100 GHz combined with a transmission bandwidth of 25 MHz can be achieved by using a 1.2 mm-long cavity, finesse 4000. Despite the difficulty of building such a high finesse cavity, this would permit obtaining pairs of entangled photons easily separable using a simple DWDM placed after the interferometric preparation stage, providing a 3 dB pair loss reduction. Combining some of the above mentioned strategies could lead to an average pair loss reduction on the order of 6 dB, at the price of an increased setup complexity.

7. Conclusion

We have demonstrated a versatile and efficient scheme for the generating polarization entangled photon-pairs at telecom wavelengths. The versatility lies in both the spectral properties of the photons and in the generated quantum state. For instance, the wavelength of the emitted single photons can easily be adjusted over more than 50 nm, using basic temperature control of the photon-pair generator. We have also shown near perfect

entanglement qualities over photonic spectral bandwidths ranging from 25 MHz to 100 GHz, thus spanning more than four orders of magnitude. Our scheme is readily extendable to the 4 THz spectral bandwidth initially available at the output of the photon-pair generator, and therefore to five orders of magnitude. Moreover, the active stabilization system of the preparation stage allows us to set and to further tune the phase relation between the two contributions, $|HH\rangle$ and $|VV\rangle$, to the entangled state. The weight of the contributions, and the contributions themselves, can be easily chosen by means of basic polarization controls in front of and after the preparation stage. We can therefore prepare any two-photon polarization state, ranging from product to maximally entangled states, as a superposition of two of the four Bell states.

All the presented results have been obtained with near perfect entanglement qualities, *i.e.*, the Bell inequalities have been violated for all chosen bandwidths by more than 40 standard deviations, without noise subtraction. These results have also been made possible by the high brightness of our source, which is mainly due to a high-efficiency waveguide photon-pair generator, and optimized losses in the presented configuration. We have also outlined suggestions for future improvements that could lead to a potential brightness increase of almost one order of magnitude. These modifications are currently being implemented on our setup.

We believe that our scheme is a good candidate for a broad range of quantum experiments, ranging from fundamental quantum optics to quantum network applications. In the latter framework, our photon spectral bandwidths of 540 MHz and 25 MHz are already suitable for several quantum memory strategies based on hot atomic vapors and solid state devices. In order to adapt the wavelengths of the entangled photons to the absorption resonances of the corresponding memory devices, non-linear wavelength conversion processes such as sum frequency generation and difference-frequency generation have been proven to be very efficient strategies [57, 58].

8. Acknowledgements

The authors would like to thank ID Quantique, Scontel, AOS GmbH, Draka Comteq, and Opton Laser International (Toptica Photonics) for technical support. The authors acknowledge financial support from the CNRS, the University Nice Sophia Antipolis, l'Agence Nationale de la Recherche for the 'e-QUANET' project (grant agreement ANR-09-BLAN-0333-01), the European ICT-2009.8.0 FET open program for the 'QUANTIP' project (grant agreement 244026), le Ministère de l'Enseignement Supérieur et de la Recherche (MESR), la Direction Générale de l'Armement (DGA), the Majlis Amanah Rakyat (MARA), and le Conseil Régional PACA.

References

- [1] V. Scarani, H. Bechmann-Pasquinucci, N. J. Cerf, M. Duscarynek, N. Lütkenhaus, and M. Peev. The security of practical quantum key distribution. *Rev. Mod. Phys.*, 81(3):1301, 2009.
- [2] K.-I. Yoshino, M. Fujiwara, A. Tanaka, S. Takahashi, Y. Nambu, A. Tomita, S. Miki, T. Yamashita, Z. Wang, M. Sasaki, and A. Tajima. High-speed wavelength-division multiplexing quantum key distribution system. *Opt. Lett.*, 37:223–225, 2012.
- [3] P. Aboussouan, O. Alibart, D. B. Ostrowsky, P. Baldi, and S. Tanzilli. High-visibility two-photon interference at a telecom wavelength using picosecond-regime separated sources. *Phys. Rev. A*, 81(2):021801, 2010.
- [4] A. R. McMillan, L. Labonté, B. Bell, A. Clark, A. Martin, O. Alibart, W. Wadsworth, J. R. Rarity, and S. Tanzilli. Two-photon interference between disparate sources for quantum networking. *Sci. Rep.*, 3:2032, 2013.
- [5] A. I. Lvovsky, B. C. Sanders, and W. Tittel. Optical quantum memory. *Nat. Photonics*, 3(12):706–714, 2009.
- [6] N. Sangouard, C. Simon, H. de Riedmatten, and N. Gisin. Quantum repeaters based on atomic ensembles and linear optics. *Rev. Mod. Phys.*, 83:33–80, 2011.
- [7] A. Aspect, P. Grangier, and G. Roger. Experimental realization of Einstein-Podolsky-Rosen-Bohm gedankenexperiment: A new violation of Bell's inequalities. *Phys. Rev. Lett.*, 49:91–94, 1982.
- [8] W. Tittel and G. Weihs. Photonic entanglement for fundamental tests and quantum communication. *Quant. Inf. Comp.*, 1:3–56, 2001.

- [9] W. Tittel, J. Brendel, H. Zbinden, and N. Gisin. Violation of Bell inequalities by photons more than 10 km apart. *Phys. Rev. Lett.*, 81:3563–3566, 1998.
- [10] G. Weihs, T. Jennewein, C. Simon, H. Weinfurter, and A. Zeilinger. Violation of bell’s inequality under strict einstein locality conditions. *Phys. Rev. Lett.*, 81:5039–5043, 1998.
- [11] X. Ma, S. Zotter, J. Kofler, R. Ursin, T. Jennewein, C. Brukner, and A. Zeilinger. Experimental delayed-choice entanglement swapping. *Nat. Phys.*, 8:480–485, 2012.
- [12] A. Peruzzo, P. J. Shadbolt, N. Brunner, S. Popescu, and J. L. O’Brien. A quantum delayed choice experiment. *Science*, 338:634, 2012.
- [13] F. Kaiser, T. Coudreau, P. Milman, D. B. Ostrowsky, and S. Tanzilli. Entanglement-enabled delayed-choice experiment. *Science*, 338:637, 2012.
- [14] A. I. Lvovsky, R. Ghobadi, A. Chandra, A. S. Prasad, and C. Simon. Observation of micro?macro entanglement of light. *Nat. Phys.*, 9(8):541–544, 2013.
- [15] N. Bruno, a. Martin, P. Sekatski, N. Sangouard, R. T. Thew, and N. Gisin. Displacement of entanglement back and forth between the micro and macro domains. *Nat. Phys.*, 9(8):545–548, 2013.
- [16] S. Lloyd, M. S. Shahriar, J. H. Shapiro, and P. R. Hemmer. Long distance, unconditional teleportation of atomic states via complete Bell state measurements. *Phys. Rev. Lett.*, 87:167903, 2001.
- [17] O Landry, J. A. W. van Houwelingen, A. Beveratos, H. Zbinden, and N. Gisin. Quantum teleportation over the Swisscom telecommunication network. *J. Opt. Soc. Am. B*, 24:398, 2007.
- [18] R. Ursin, F. Tiefenbacher, T. Schmitt-Manderbach, H. Weier, T. Scheidl, M. Lindenthal, B. Blauensteiner, T. Jennewein, J. Perdigues, P. Trojek, B. Ömer, M. Fürst, M. Meyenburg, J. G. Rarity, Z. Sodnik, C. Barbieri, H. Weinfurter, and A. Zeilinger. Entanglement-based quantum communication over 144 km. *Nat. Phys.*, 3:481–486, 2007.
- [19] H. Hübel, M. R. Vanner, T. Lederer, B. Blauensteiner, T. Lorünser, A. Poppe, and A. Zeilinger. High-fidelity transmission of polarization encoded qubits from an entangled source over 100 km of fiber. *Opt. Express*, 15(12):7853, 2007.
- [20] S. Fasel, N. Gisin, G. Ribordy, and H. Zbinden. Quantum key distribution over 30 km of standard fiber using energy-time entangled photon pairs: a comparison of two chromatic dispersion reduction methods. *Eur. Phys. J. D*, 30:143–148, 2004.
- [21] S. Tanzilli, A. Martin, F. Kaiser, M. P. De Micheli, O. Alibart, and D. B. Ostrowsky. On the genesis and evolution of quantum integrated optics. *Laser & Photon. Rev.*, 6:115–143, 2012.
- [22] F. Kaiser, A. Issautier, L. A. Ngah, O. Danila, H. Herrmann, W. Sohler, A. Martin, and S. Tanzilli. High-quality polarization entanglement state preparation and manipulation in standard telecommunication channels. *New J. Phys.*, 14:085015, 2012.
- [23] H. Herrmann, X. Yang, A. Thomas, A. Poppe, W. Sohler, and C. Silberhorn. Post-selection free, integrated optical source of non-degenerate, polarization entangled photon pairs. *Opt. Express*, 21:27981, 2013.
- [24] F. Kaiser, A. Issautier, L. A. Ngah, O. Alibart, A. Martin, and S. Tanzilli. A versatile source of polarization entanglement for quantum network applications. *Laser Phys. Lett.*, 10:045202, 2013.
- [25] J. Fulconis, O. Alibart, J. L. O’Brien, W. J. Wadsworth, and J. G. Rarity. Nonclassical interference and entanglement generation using a photonic crystal fiber pair photon source. *Phys. Rev. Lett.*, 99:120501, 2007.
- [26] B. Fang, O. Cohen, and V. O. Lorenz. Polarization-entangled photon-pair generation in commercial-grade polarization-maintaining fiber. *J. Opt. Soc. Am. B*, 31:277–281, 2014.
- [27] M. Fiorentino and R. G. Beausoleil. Compact sources of polarization-entangled photons. *Opt. Express*, 16:20149, 2008.

- [28] N. Piro, A. Haase, M. W. Mitchell, and J. Eschner. An entangled photon source for resonant single-photon-single-atom interaction. *J. Phys. B: At. Mol. Opt. Phys.*, 42:114002, 2009.
- [29] H. Wang, T. Horikiri, and T. Kobayashi. Polarization-entangled mode-locked photons from cavity-enhanced spontaneous parametric down-conversion. *Phys. Rev. A*, 70:043804, 2004.
- [30] X.-H. Bao, Y. Qian, J. Yang, H. Zhang, Z.-B. Chen, T. Yang, and J.-W. Pan. Generation of Narrow-Band Polarization-Entangled photon pairs for atomic quantum memories. *Phys. Rev. Lett.*, 101(19):190501, 2008.
- [31] A. Dousse, J. Suffczynski, A. Beveratos, O. Krebs, A. Lemaitre, I. Sagnes, J. Bloch, P. Voisin, and P. Senellart. Ultrabright source of entangled photon pairs. *Nature*, 466(7303):217–220, 2010.
- [32] Y. O. Dudin, A. G. Radnaev, R. Zhao, J. Z. Blumoff, T. A. B. Kennedy, and A. Kuzmich. Entanglement of light-shift compensated atomic spin waves with telecom light. *Phys. Rev. Lett.*, 105:260502, 2010.
- [33] H. Yan, S. Zhang, J. F. Chen, M. M. T. Loy, G. K. L. Wong, and S. Du. Generation of narrow-band hyperentangled nondegenerate paired photons. *Phys. Rev. Lett.*, 106:033601, 2011.
- [34] A. Martin, F. Kaiser, Vernier A., A. Beveratos, V. Scarani, and S. Tanzilli. Cross time-bin photonic entanglement for quantum key distribution. *Phys. Rev. A*, 87:020301(R), 2013.
- [35] G. B. Xavier, N. Walenta, G. Vilela de Faria, G. P. Temporão, N. Gisin, H. Zbinden, and J. P. von der Weid. Experimental polarization encoded quantum key distribution over optical fibres with real-time continuous birefringence compensation. *New J. Phys.*, 11(4):045015, 2009.
- [36] K. F. Reim, J. Nunn, V. O. Lorenz, B. J. Sussman, K. C. Lee, N. K. Langford, D. Jaksch, and I. A. Walmsley. Towards high-speed optical quantum memories. *Nat. Photonics*, 4(4):218–221, 2010.
- [37] C. Clausen, I. Usmani, F. Bussieres, N. Sangouard, M. Afzelius, H. de Riedmatten, and N. Gisin. Quantum storage of photonic entanglement in a crystal. *Nature*, 469(7331):508–511, 2011.
- [38] E. Saglamyurek, N. Sinclair, J. Jin, J. A. Slater, D. Oblak, F. Bussieres, M. George, R. Ricken, W. Sohler, and W. Tittel. Broadband waveguide quantum memory for entangled photons. *Nature*, 469(7331):512–515, 2011.
- [39] H. Tanji, S. Ghosh, J. Simon, B. Bloom, and V. Vuletić. Heralded single-magnon quantum memory for photon polarization states. *Phys. Rev. Lett.*, 103:043601, 2009.
- [40] N. Piro, F. Rohde, C. Schuck, M. Almendros, J. Huwer, J. Ghosh, A. Haase, M. Hennrich, F. Dubin, and J. Eschner. Heralded single-photon absorption by a single atom. *Nat. Phys.*, 7:17–20, 2011.
- [41] J. D Franson. Bell inequality for position and time. *Phys. Rev. Lett.*, 62:2205–2208, 1989.
- [42] L. Chanvillard, P. Aschiéri, P. Baldi, D. B. Ostrowsky, M. P. De Micheli, L. Huang, and D. J. Bamford. Soft proton exchange on periodically poled LiNbO₃: A simple waveguide fabrication process for highly efficient nonlinear interactions. *Appl. Phys. Lett.*, 76(9):1089–1091, 2000.
- [43] S. Tanzilli, W. Tittel, H. De Riedmatten, H. Zbinden, P. Baldi, M. P. De Micheli, D. B. Ostrowsky, and N. Gisin. PPLN waveguides for quantum communication. *Eur. J. Phys. D*, 18:155–160, 2002.
- [44] M. Halder, A. Beveratos, R. T. Thew, C. Jorel, H. Zbinden, and N. Gisin. High coherence photon pair source for quantum communication. *New J. Phys.*, 10, 2008.
- [45] A. Martin, J.-L. Smir, F. Kaiser, E. Diamanti, A. Issautier, O. Alibart, R. Frey, I. Zaquine, and S. Tanzilli. Analysis of elliptically polarized maximally entangled states for Bell inequality tests. *Laser Phys.*, 22:1105–1112, 2012.
- [46] D. B. Leviton and B. J. Frey. Temperature-dependent absolute refractive index measurements of synthetic fused silica. *arXiv:0805.0091*, 2008.
- [47] J. B. Altepeter, E. R. Jeffrey, P. G. Kwiat, S. Tanzilli, N. Gisin, and A. Acín. Experimental methods for detecting entanglement. *Phys. Rev. Lett.*, 95:033601, 2005.

- [48] J. S. Bell. On the Einstein-Podolsky-Rosen paradox. *Physics*, 1:195–200, 1964.
- [49] J. F. Clauser, M. A. Horne, A. Shimony, and R. A. Holt. Proposed experiment to test local Hidden-Variable theories. *Phys. Rev. Lett.*, 23(15):880–884, 1969.
- [50] W. Tittel, J. Brendel, H. Zbinden, and N. Gisin. Long distance Bell-type tests using energy-time entangled photons. *Phys. Rev. A*, 59:4150–4163, 1999.
- [51] P. R. Tapster and J. G. Rarity. Photon statistics of pulsed parametric light. *J. Mod. Opt.*, 45:595–604, 1998.
- [52] F. Monteiro, A. Martin, B. Sanguinetti, H. Zbinden, and R. T. Thew. Narrowband photon pair source for quantum networks. *To appear in Opt. Express*, 2014. Eprint arXiv:13123832.
- [53] H. de Riedmatten, V. Scarani, I. Marcikic, A. Acin, W. Tittel, H. Zbinden, and N. Gisin. Two independent photon pairs versus four-photon parametric down conversion entangled states in parametric down conversion. *J. Mod. Opt.*, 51:1637, 2004.
- [54] P. Sekatski, N. Sangouard, F. Bussières, C. Clausen, N. Gisin, and H. Zbinden. Detector imperfections in photon-pair source characterization. *J. Phys. B*, 45:124016, 2012.
- [55] R. H. Hadfield. Single-photon detectors for optical quantum information applications. *Nat. Photonics*, 3(12):696–705, 2009.
- [56] D. Castaldini, P. Bassi, P. Aschieri, S. Tascu, M. De Micheli, and P. Baldi. High performance mode adapters based on segmented SPE:LiNbO₃ waveguides. *Opt. Express*, 17(20):17868–17873, 2009.
- [57] S. Tanzilli, W. Tittel, M. Halder, O. Alibart, P. Baldi, N. Gisin, and H. Zbinden. A photonic quantum information interface. *Nature*, 437(7055):116–120, 2005.
- [58] N. Curtz, R. Thew, C. Simon, N. Gisin, and H. Zbinden. Coherent frequency-down-conversion interface for quantum repeaters. *Opt. Express*, 18:22099–22104, 2010.