



HAL
open science

Cellular instabilities analyzed by multi-scale Fourier series: A review

Michel Potier-Ferry, Foudil Mohri, Fan Xu, Nouredine Damil, Bouazza Braikat, Khadija Mhada, Heng Hu, Qun Huang, Saeid Nezamabadi

► To cite this version:

Michel Potier-Ferry, Foudil Mohri, Fan Xu, Nouredine Damil, Bouazza Braikat, et al.. Cellular instabilities analyzed by multi-scale Fourier series: A review. *Discrete and Continuous Dynamical Systems - Series A*, 2016, 9 (2), pp.585-597. 10.3934/dcdss.2016013 . hal-01314358

HAL Id: hal-01314358

<https://hal.science/hal-01314358>

Submitted on 11 May 2016

HAL is a multi-disciplinary open access archive for the deposit and dissemination of scientific research documents, whether they are published or not. The documents may come from teaching and research institutions in France or abroad, or from public or private research centers.

L'archive ouverte pluridisciplinaire **HAL**, est destinée au dépôt et à la diffusion de documents scientifiques de niveau recherche, publiés ou non, émanant des établissements d'enseignement et de recherche français ou étrangers, des laboratoires publics ou privés.

CELLULAR INSTABILITIES ANALYZED BY MULTI-SCALE FOURIER SERIES: A REVIEW

MICHEL POTIER-FERRY AND FOUJIL MOHRI

LEM3, Laboratoire d'Etudes des Microstructures et de Mécanique des Matériaux
UMR CNRS 7239, Université de Lorraine, Ile du Sauley
57045 Metz Cedex 01, France

FAN XU

Department of Mechanics and Engineering Science, Fudan University
220 Handan Road, 200433 Shanghai, China

NOUREDDINE DAMIL, BOUAZZA BRAIKAT AND KHADIJA MHADA

Laboratoire d'Ingénierie et Matériaux LIMAT, Faculté des Sciences Ben M'Sik
Université Hassan II de Casablanca, Sidi Othman, Casablanca, Morocco

HENG HU AND QUN HUANG

School of Civil Engineering, Wuhan University
8 South Road of East Lake, 430072 Wuhan, China

SAEID NEZAMABADI

Université de Montpellier, Laboratoire de Mécanique et Génie Civil, UMR CNRS 5508
CC048 Place Eugène Bataillon, 34095 Montpellier Cedex 05, France

ABSTRACT. The paper is concerned by multi-scale methods to describe instability pattern formation, especially the method of Fourier series with variable coefficients. In this respect, various numerical tools are available. For instance in the case of membrane models, shell finite element codes can predict the details of the wrinkles, but with difficulties due to the large number of unknowns and the existence of many solutions. Macroscopic models are also available, but they account only for the effect of wrinkling on membrane behavior. A Fourier-related method has been introduced in order to modelize the main features of the wrinkles, but by using partial differential equations only at a macroscopic level. Within this method, the solution is sought in the form of few terms of Fourier series whose coefficients vary more slowly than the oscillations. The recent progresses about this Fourier-related method are reviewed and discussed.

1. Introduction. This paper deals with instabilities involving many spatial oscillations with a wavelength much smaller than the characteristic length of the considered domain. These problems are not new and nonlinear approaches have been presented since the late sixties for problems of fluid convection [33, 38] or structural buckling [3] and alternative fields of physics and engineering [10, 20, 42]. Two typical experimental and numerical results are presented in Figure 1. These

issues generated much interest recently, in particular for wrinkling in membranes [17, 25] and in film-substrate systems [7, 8, 26, 45].

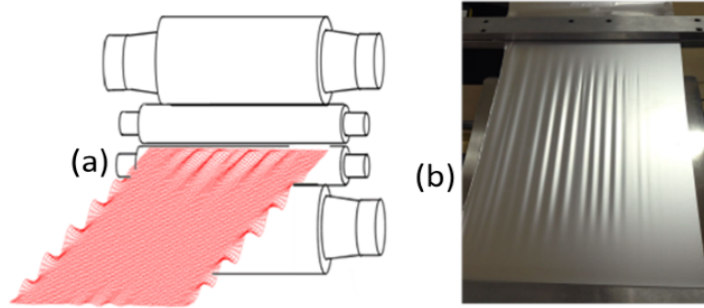


FIGURE 1. (a) Flatness defects in a steel sheet due to plastic strains generated by a rolling process; a finite element calculation from [1]. (b) Wrinkling of a very thin metal sheet under uniaxial traction; experiments done at the Wuhan University.

All these phenomena can be modeled by boundary value problems whose set of solutions can be very intricate. As early established, there are many solutions that can be characterized by their wavenumber near the bifurcation point [9, 35]. The response curves seem very intricate with a lot of bifurcations and limit points, what can be analyzed from various points of view: “dynamics” close to a heteroclinic orbit, numerical continuation techniques [23, 41], envelope equations of Ginzburg-Landau type [9, 11, 24] ... According to [23], this apparently cumbersome behavior seems to follow an “ubiquitous scenario” occurring in the case of cellular instabilities with a 1D distribution of spatial oscillations. This point of view is assessed by its occurrence in many situations, as well in solid as in fluid mechanics. Moreover generic envelope equations have been established by asymptotic approaches for all these instability cases, what confirms the generic character of this scenario [11, 24].

Here we are mainly interested in membranes that have a lot of applications, in spacecraft structures, civil engineering, biological tissues ... Despite of the aforementioned difficulties, classical shell finite element codes can permit to modelize in details membrane wrinkling and to describe the orientation and the amplitude of the wrinkles, but the computational cost is important and the management of the calculations can be difficult due to the large number of solutions. That is why many practical computations are based on simpler models that consider only the effect of wrinkling on membrane behavior by disregarding the description of the wrinkles [36].

In this paper, some multi-scale approaches are reviewed to describe concurrently the scale of the wrinkles (called microscopic) and the scale of the structure (called macroscopic). They are based on the concept of Fourier series with variable coefficients that has been introduced in [12] and has been developed and applied in many cases of instabilities in solid mechanics: beam on foundation, sandwich structures, 2D nonlinear elasticity, membrane wrinkling, film-substrate systems [4, 13, 14, 15, 16, 21, 22, 27, 28, 29, 31, 44, 45, 46]. The goal is to define reduced-order models that can describe many oscillations with a relatively coarse finite element mesh. The deduced macroscopic models look like the envelope equation of

Ginzburg-Landau, but contrarily to this asymptotic approach, the Partial Differential Equations are well-posed and can be associated with any domain shape and any boundary conditions.

2. About multi-scale approaches. Multiple scale methods are very classical in nonlinear science. The common idea is to distinguish two levels of variation, a local or microscopic level and a global or macroscopic level. For instance a nearly harmonic function can be described locally by a sine function and globally by two slowly variable functions: the mean value and the envelope of the oscillation, as pictured in Figure 2. The oldest approaches combine this two-level variation with asymptotic expansions, the main applications being in the field of nonlinear vibrations [6, 32]. Typically an unknown function $u(t, \tau)$ depends on a rapid (or local) variable t and a slow (or global) variable $\tau = \varepsilon t$. Moreover an asymptotic expansion with respect to the small parameter ε is performed. In this analysis, one starts from a model deemed to be a reference and the asymptotic process permits to deduce a sequence of differential equations alternatively at fine and coarse level.

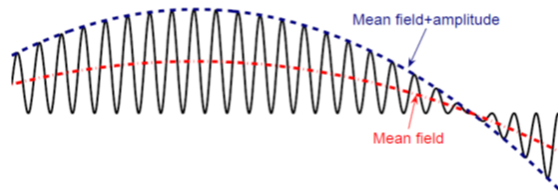


FIGURE 2. At least two macroscopic fields are necessary to describe a nearly periodic response: the mean field and the amplitude of the fluctuation.

Homogenization of heterogeneous materials is another well known example of a multiple scale approach. In its famous asymptotic version [5, 37], it mimics the double scale asymptotic used for nonlinear vibration by combining an asymptotic expansion of the unknown with the assumption of two independent levels of variation. For materials with a nonlinear constitutive law, the asymptotic expansion has to be given up and the nonlinear homogenization method introduced in [40] relies only on the framework of two independent levels. This leads to two nested continua, where the solutions at the local level provide an implicit constitutive law for the macroscopic level. These nested continuum models can be discretized in a classical way and this leads to the so called FE^2 technique [18, 34, 39]. Nowadays this two-level numerical procedure can be carried out with a personal computer in the 2D case, but this double discretization remains expensive. Such a heavy numerical tool may be not compulsory to account for cellular instabilities because the observed patterns seem to vary as a sine function. Thus it is proposed to represent the local behavior by few terms of a Fourier series. The method reviewed in this paper relies on this principle: it involves two independent levels of variations, but the local problem is represented by terms of a Fourier series so that one can get explicitly the macroscopic model to be solved with a much coarser mesh than the initial problem. Note that Fourier series have been successfully introduced [30] to solve the local problem for heterogeneous media with a small computational cost.

Despite of the common use of Fourier series, our approach is slightly different because only few terms will be sufficient in the case of multi-scale instabilities, which permits to define a-priori purely macroscopic models.

3. Fourier series with variable coefficients: Principle and main rules. Let us consider a 1D problem, where the unknown is a function $U(x)$, $x \in \mathbb{R}$, $U \in \mathbb{R}^k$. One assumes a nearly periodic behavior, as in Figure 2, which means that $U(x)$ can be represented in the form a truncated Fourier series:

$$U(x) = \sum_{-N}^{+N} U_n(x) e^{inqx} \quad (1)$$

where the envelopes $U_n(x)$ vary more slowly than the harmonics e^{inqx} . In other words, one keeps the assumption of a double level of variation as in the other multi-scale approaches, the two levels being represented by the same symbol “ x ”. The wavenumber q is given. Fully rigorous results about this decomposition (1) (uniqueness...) should be welcome. A discussion about the inverse transition $U(x) \rightarrow U_n(x)$ can be found in [44]. The same idea can be extended in a multi-dimensional framework, where the wavenumber and the direction of the rapid oscillation is given [15]. The order of truncation is small ($N = 1$ or $N = 2$). As usual with Fourier series, the term of level 0 is real-valued while the other terms $U_n(x)$, $n \geq 1$ are complex-valued. Nevertheless, to build up the most simple model, we can limit ourselves to real valued function $U_n(x)$, which leads to a model with only two envelope functions: the mean value and the envelope of the oscillation. In such a simplified framework, the amplitude of the oscillation can be modulated, but not its phase.

Three main rules permit to deduce the differential equations of the macroscopic model from a given initial model. **The first rule** concerns the derivatives that are computed exactly in a first time. The n -th Fourier coefficient of a derivative can be computed as

$$\left(\frac{dU}{dx} \right)_n = \left(\frac{d}{dx} + niq \right) U_n. \quad (2)$$

The second rule follows from the identification of Fourier series. According to the assumption of two independent levels, the envelopes are assumed to be constant in this identification. For instance, let us consider the nonlinear constitutive law of a beam in the Föppl-Von Karman approximation. This equation relates three unknowns, the beam tension $N(x)$ and the two components of the displacement $u(x)$, $v(x)$, ES being a given constant:

$$\frac{N(x)}{ES} = \frac{du}{dx} + \frac{1}{2} \left(\frac{dv}{dx} \right)^2. \quad (3)$$

If one considers only the order $n = 0$ for the two first variables (mean value) and the order $n = 0, \pm 1$ for the transversal displacement $v(x)$, the identification and the rule (2) allows to deduce a law for the envelopes, i.e. at the macroscopic level:

$$\frac{N_0}{ES} = \frac{du_0}{dx} + \frac{1}{2} \left(\frac{dv_0}{dx} \right)^2 + \left| \frac{dv_1}{dx} + iqv_1 \right|^2 = \frac{du_0}{dx} + \frac{1}{2} \left(\frac{dv_0}{dx} \right)^2 + \left(\frac{dv_1}{dx} \right)^2 + q^2 v_1^2. \quad (4)$$

One observes a coupling between the mean tension N_0 and the amplitude of the oscillations v_1 as it is expected in the cases of membrane wrinkling pictured in Figure 1. The last expression in (4) corresponds to the assumption $v_1 \in \mathbb{R}$. This second rule is very easily applied in an energy framework or by starting from a

weak form: indeed, because the envelopes are assumed constant on a period, the mean value of a harmonic term vanishes, except of course for $n = 0$. For instance with two harmonics $u(x) = u_1(x)e^{iqx} + \bar{u}_1(x)e^{-iqx}$, the Dirichlet integral can be rewritten in a reduced form as:

$$\begin{aligned} \int \left(\frac{du}{dx}\right)^2 dx &= 2 \int \left(\frac{du}{dx}\right)_1 \left(\frac{du}{dx}\right)_{-1} dx \\ &= 2 \int \left(\frac{du}{dx}\right)_1 \left(\frac{d\bar{u}}{dx}\right)_1 dx = 2 \int \left|\frac{du_1}{dx} + iqu_1\right|^2 dx. \end{aligned} \quad (5)$$

The third rule concerns additional simplifications to avoid some spurious effects. These spurious effects can be understood by considering the eigenvalue problem given by the linearized Swift-Hohenberg equation [3], λ being a scalar parameter:

$$\frac{d^4 v}{dx^4} + \lambda \frac{d^2 v}{dx^2} + v = 0. \quad (6)$$

Disregarding boundary conditions and considering only harmonic solutions, the smallest eigenvalue is $\lambda_0 = 2$ (minimum of the curve $\lambda(q) = q^2 + 1/q^2$ relating the parameter λ and the wavenumber q). The corresponding minimizer is $q = 1$ and the corresponding eigenmodes are e^{ix} and e^{-ix} . Next let us go back to general solutions of (6). According to the rule (2), the first envelope $v_1(x)$ should satisfy the following equation

$$\left(\frac{d}{dx} + i\right)^4 v_1 + \lambda \left(\frac{d}{dx} + i\right)^2 v_1 + v_1 = 0. \quad (7)$$

Because of the linearity of (6), the two equations (6) and (7) are equivalent via the change of variables $v_1(x) = v(x)e^{-ix}$ so that the eigenmodes of the envelope equation (7) are $v_1(x) = 1$, that is slowly varying, and $v_1(x) = e^{-2ix}$ that is varying rapidly and therefore is not consistent with the previous assumptions. Thus the macroscopic model has some slowly varying solutions, as expected, but it has also other very oscillating solutions. There are several ways to disregard these unexpected oscillating solutions. A simple technique should be to discretize (7) with a coarse mesh. A finite element discretization of (7) by Hermite polynomials has been achieved in a case with 50 periods (the length of the domain is 100π) and with clamped boundary conditions (i.e. the unknown $v(x)$ and its first derivative vanish at the ends of the interval), see [13]. A very accurate solution can be obtained with one or two elements as in Figure 3, but spurious oscillations are observed if the mesh is refined. A simple way to remove these oscillations is to drop the highest derivatives in the macroscopic equation (7). This leads to the second order equation

$$(6 - \lambda) \frac{d^2 v_1}{dx^2} + (\lambda - 2)v_1 = 0. \quad (8)$$

that is nothing but the linearized Ginzburg-Landau equation classically obtained within the asymptotic multi-scale method. Within the latter, the highest derivatives are eliminated because their order of magnitude is smaller than the leading terms. That is why it is consistent to drop the derivatives of order 3 and 4 in (7).

The transition between microscopic and macroscopic descriptions is questionable. By starting from the macroscopic unknowns $U_n(x)$, it is easy to deduce the full description by the Fourier series formula (1). In the opposite sense, it seems natural

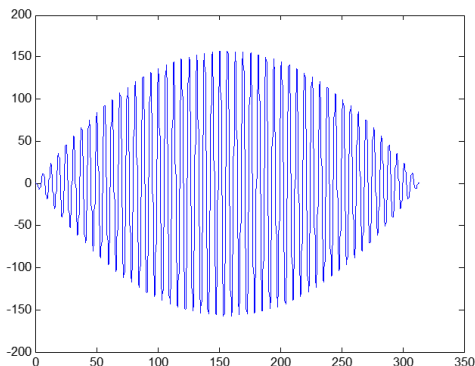


FIGURE 3. First eigenmode of the Swift-Hohenberg equation (6) obtained with a finite element solution of (8) and a single quadratic element. The same result can be obtained from the fourth order envelope equations (7) with a single element, but spurious oscillations appear by solving (7) with more elements.

to apply also a basic rule of Fourier series as:

$$U_n(x) = \frac{q}{2\pi} \int_{-\frac{\pi}{q}}^{\frac{\pi}{q}} U(x+y) e^{-inq(x+y)} dy. \quad (9)$$

Nevertheless one is interested to nearly periodic functions while the formula (9) is exact only for periodic solutions. Numerical experiments have been done in [44] by considering numerical solutions of an ordinary differential equation. It was established that the formula (9) gives consistent envelopes, but with small unexpected oscillations, for the same reasons as previously. Fortunately, if one comes back to the initial function by the transition formula (1), the initial function $U(x)$ is perfectly recovered. Thus the transition between the two levels seems rather easy from (1)(9), but to get an optimal transition micro \rightarrow macro, a filter should be associated with (9) to erase the small and rapid oscillations.

The question of boundary conditions is not simple within macroscopic envelope models, even with the oldest asymptotic multi-scale approaches. Indeed the transition from a fourth order EDO (6) to the second order EDO (8) leads to a loss of accuracy of the reduced model near the boundary, what generally implies the existence of boundary layers for the full model. Accounting for boundary layers may be considered, but this leads to tedious and generally non generic approaches as in [9]. For instance, let us look at a single function approximated by two harmonics $n = \pm 1$, $v(x) = v_1(x)e^{iqx} + \bar{v}_1(x)e^{-iqx}$. Close to the end $x = 0$, the envelope can be considered as nearly constant:

$$v_1(x) \approx |v_1(0)|e^{i(qx+\varphi)} \implies v(x) \approx 2|v_1(0)| \cos(qx + \varphi). \quad (10)$$

For a boundary conditions of the type “simply supported” $v(0) = \frac{d^2v}{dx^2}(0) = 0$, one gets only a condition on the phase, but nothing for the amplitude $|v_1(0)|$. On the contrary, for a “clamped” end $v(0) = \frac{dv}{dx}(0) = 0$ and with an approximation [13, 21], one gets $v_1(0) = 0$, what is consistent with the numerical result in Figure 3. This condition of a vanishing amplitude seems reasonable due to the inconsistency between the approximate form and the boundary conditions, see for instance the

experimental buckling results for long rectangular plates [43]. A more intricate, but efficient, numerical procedure has been proposed and applied to one-dimensional cases: one applies the chosen reduced model in the bulk, the full model near the boundary and the two numerical solutions are connected by a bridging technique [21, 44].

4. Few examples of reduced systems. The present multi-scale method does not keep two active levels of variation, as in FE² technique because the local variations are accounted by few terms of a Fourier series. Thanks to the properties of Fourier series, the local level can be disregarded and rather simple macroscopic models can be deduced explicitly from the full model by applying the three rules described in §3. Several reduced-order model have been obtained in this way and some of them are shortly described here.

First we discuss a simple system of ODE's that represents a beam whose properties are denoted by the constants ES , EI . This beam is connected to a foundation of properties c, α, β . The equations and a corresponding envelope model are given on Table 1. The derivation of the reduced-order model is straightforward and follows the three rules described in §3, except for one point due to the presence of a quadratic term in the behavior of the foundation ($\alpha \neq 0$): a second harmonic $n = \pm 2$ has been accounted in a simplified manner (see [14]) for a proper prediction of the first bifurcation, next this second harmonic has been dropped to get the model presented in Table 1, where three unknowns have been kept: the harmonic zero for the beam tension $N_0(x)$ and the axial displacement $u_0(x)$, the harmonic $n = 1$ for the transversal displacement $v_1(x) \in \mathbb{C}$. A more simplified model ($v_1 \in \mathbb{R}$) or improved approximations are available in the literature. Note also that the last equation on the right column coincides with the famous Ginzburg-Landau if one fixes the beam tension at its critical level $N_0(x) = -2EIq^2$: this means that the envelope model is consistent with the asymptotic theory and permits to recover at least this initial bifurcation behavior. Nevertheless, the only assumption being the existence of two independent scales, it can be valid away from the bifurcation.

Full model Beam on foundation	Envelope model (2 harmonics) N, u : harmonic $n = 0$ v : harmonic $n = 1$ (complex)
$\frac{dN}{dx} + f = 0$ $\frac{N}{ES} = \frac{du}{dx} + \frac{1}{2} \left(\frac{dv}{dx} \right)^2$ $EI \frac{d^4 v}{dx^4} - \frac{d}{dx} \left(N \frac{dv}{dx} \right) + \dots$ $+ cv + \alpha v^2 + \beta v^3 = 0$	$\frac{dN_0}{dx} + f = 0$ $\frac{N_0}{ES} = \frac{du_0}{dx} + \left \frac{dv_1}{dx} + iqv_1 \right ^2$ $-\frac{d}{dx} \left[(6EIq^2 + N_0) \frac{dv_1}{dx} \right] + \dots$ $+ [EIq^4 + N_0q^2 + c]v_1 + d v_1 ^2v_1 = 0$

TABLE 1. Beam on foundation and a corresponding macroscopic model, from [14].

The second example is the famous Föppl-Von Karman plate system of equations that is the extension of the previous model in the 2D case. This plate model can

describe buckling and wrinkling as in Figure 1, its main restriction being the moderate size of the rotation angles. It is recalled in Table 2, as well as the corresponding envelope model established in [15, 16] with similar assumptions as the previous system of ODE's, the envelope of the transversal displacement $w_1(x, y)$ being real. The reduced system of Table 2 has been established for rapid oscillations in the direction of Ox. It looks like a nonlinear Poisson equation coupled with a nonlinear elastic plane model; nevertheless, the nonlinear part of the strain depends on the envelope $w_1(x, y)$ and not only on its gradient for the same reasons as in (4).

Full model Föppl-Von Karman plate	Envelope model (2 harmonics) N, u : harmonic $n = 0$ w : harmonic $n = 1$ (real)
$\text{div}\mathbf{N} = 0$ $\mathbf{N} = \mathbf{L}^m \cdot \boldsymbol{\gamma}$ $2\boldsymbol{\gamma} = \nabla\mathbf{u} + {}^t\nabla\mathbf{u} + \nabla w \otimes \nabla w$ $D\Delta^2 w - \text{div}(\mathbf{N} \cdot \nabla w) = 0$	$\text{div}\mathbf{N}_0 = 0$ $\mathbf{N}_0 = \mathbf{L}^m : (\boldsymbol{\varepsilon}(\mathbf{u}_0) + \boldsymbol{\gamma}^{wr}(w_1))$ $\boldsymbol{\gamma}^{wr}(w_1) = \nabla w_1 \otimes \nabla w_1 + q^2 w_1^2 \mathbf{e}_X \otimes \mathbf{e}_X$ $-6Dq^2 \frac{\partial^2 w_1}{\partial X^2} - 2Dq^2 \frac{\partial^2 w_1}{\partial Y^2} \dots$ $+(Dq^4 + N_0^X q^2)w_1 - \text{div}(\mathbf{N}_0 \cdot \nabla w_1) = 0$

TABLE 2. Föppl-Von Karman plate and a corresponding macroscopic model, from [15].

The third example is nonlinear elasticity, with the so-called Saint-Venant Kirchhoff constitutive law that is a linear relation between the nonlinear strain tensor $\boldsymbol{\gamma}$ and the second Piola-Kirchhoff stress tensor \mathbf{s} . The well known full system has the following form, where the balance equation is written in a weak form:

$$\begin{cases} \mathbf{s} = \mathbf{d} : \boldsymbol{\gamma} \\ \int_{\Omega} \mathbf{s} : \boldsymbol{\delta}\boldsymbol{\gamma} d\Omega = P_{ext}(\boldsymbol{\delta}\mathbf{u}) \\ \boldsymbol{\theta} = \nabla\mathbf{u} \\ 2\boldsymbol{\gamma} = \boldsymbol{\theta} + {}^t\boldsymbol{\theta} + {}^t\boldsymbol{\theta} \cdot \boldsymbol{\theta} \end{cases} \quad (11)$$

The macroscopic models have been established in [13] and they have the same structure as the initial one (12). For instance the macroscopic stress is represented by an assembly of Fourier coefficients of the initial stress tensor $\mathbf{s} : \mathbf{S} = \{\mathbf{s}_0, \mathbf{s}_1^R, \mathbf{s}_1^I, \mathbf{s}_2^R, \mathbf{s}_2^I, \dots\}$. The macroscopic strains and displacements are defined in the same way and the displacement gradient is obtained with the help of the first rule (2). The final macroscopic model is in the following form and we refer to [13] for more details:

$$\begin{cases} \mathbf{S} = \mathbf{D} \cdot \boldsymbol{\Gamma} \\ \int_{\Omega} \mathbf{S} \cdot \boldsymbol{\delta}\boldsymbol{\Gamma} d\Omega = \bar{P}_{ext}(\boldsymbol{\delta}\mathbf{U}) \end{cases} \quad (12)$$

5. Few numerical applications. One can easily solve the obtained reduced model, see (12) or the Tables 1 and 2. Even few analytical solutions have been found [16]. The presented computations have been obtained by classical finite element discretization.

The first numerical application is a sandwich beam made of one soft core and two stiff and thin symmetric skins. The structure is submitted to a pure compression, see Figure 4. In the presented case, the first instability is a global buckling of the structure, as for a homogeneous beam. This buckling tends to increase the compression in the top skin, what induces a local instability of this skin. Three calculations are presented in this figure. The first one is a full problem represented by the equations (11) for 2D nonlinear elasticity. This reference result is compared with two reduced models: the one is based on a reduction from 2D elasticity as in (12), the other one looks like the reduced model of Table 1, but it was built from a more advanced 1D system of ODE's designed to describe such instabilities in sandwich structures, see [27, 46]. The two reduced models permit to obtain accurately the two successive bifurcations. After the second bifurcation, the response of the reduced model (12) remains very accurate, while the second reduced model diverges from the reference: clearly this is due to a weakness of the starting model and not of the Fourier reduction. This result shows the ability of this Fourier method to account for global instabilities (via the harmonics $n = 0$) coupled with wrinkling instabilities via the harmonic $n = \pm 1$.

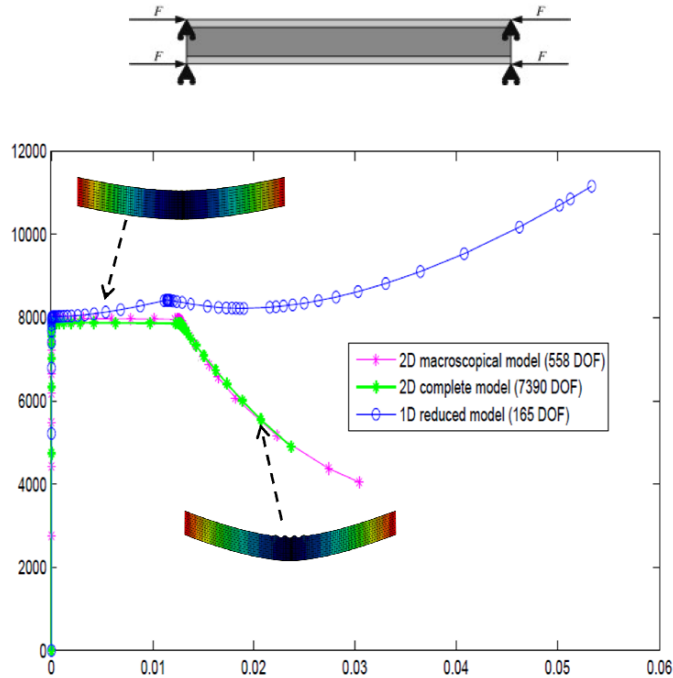


FIGURE 4. A sandwich beam submitted to axial compression. There are two bifurcation points, the second one corresponding to the appearance of wrinkles in the more compressed skin. Results from [27, 28].

The second application is a classical traction problem of a rectangular membrane. Due to boundary conditions on the sides parallel to OX (especially $u_X = 0$), a small compressive zone appears not too far from these sides, what induces wrinkles with the shape pictured in Figure 5-b. This problem has been analyzed by the reduced

plate model of Table 2 and compared with well established shell finite elements. The reduced model predicts fairly accurately the deformed shape (Figure 5-c), even in this case where the number of periods is small. Let us recall that this reduced model with a real envelope locks the period, while the full model predicts an increase of the wavelength when one goes from the center to the sides. However this very simplified model gives correct results, even if a model with a complex envelope ($w_1 \in \mathbb{C}$) should be more accurate to account for an evolution of the wavelength. The interest of using a complex envelope is corroborated by a detailed numerical study [29] of the 1D system of Table 1.

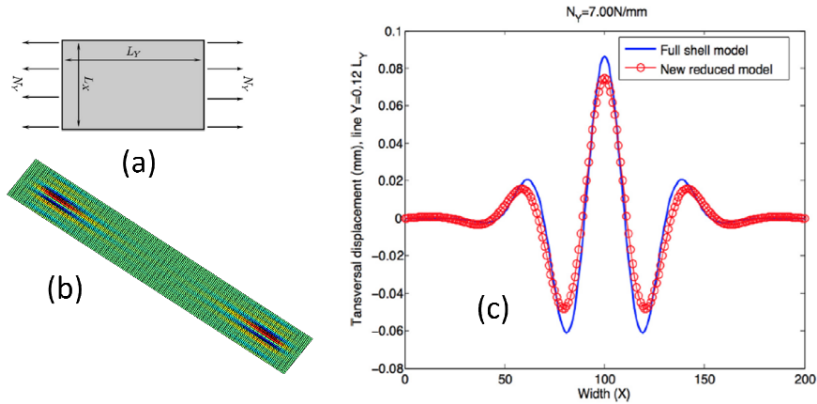


FIGURE 5. A very thin membrane submitted to axial tension. (a) General scheme. (b) A typical deformed shape. (c) Comparison of the transverse profiles obtained with full and reduced models of Table 2.

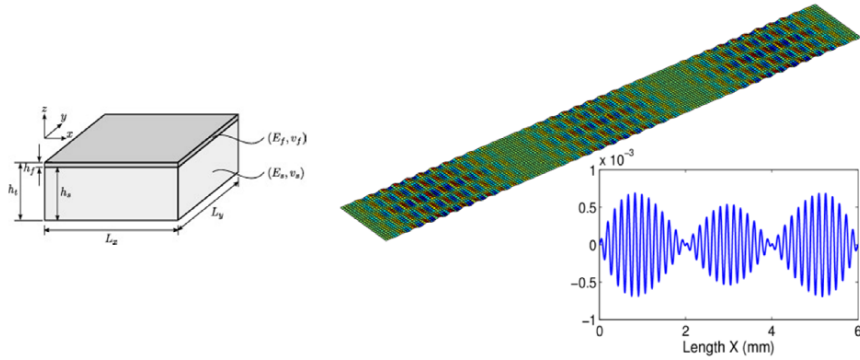


FIGURE 6. A film-substrate system submitted to uniaxial compression. This response has been obtained with four macroscopic finite elements along the length and 20 along the width. Geometric data in mm: $L_X = 6$, $L_Y = 0.75$, $h^f = 10^{-3}$, $h^s = 0.1$. See [45] for more results.

The last application concerns a film/substrate system, i.e. a very thin and stiff film that relies on a thick and soft substrate, as in Figure 6. There is a wide

and recent literature on the topics and various types of cellular instabilities can occur under the effect of strain mismatch or of loads applied on the boundary of the domain. It is possible to discretize the boundary value problem by the finite element method, but the computational cost increases dramatically if the studied domain includes many spatial periods. We applied a reduced system, the film being represented by the equations of Table 2 and the substrate by an envelope model deduced from linear 3D elasticity. Both were discretized by standard P1 or P2 finite elements. The intricate pattern of Figure 6 was obtained with only four elements along the length (respectively 20 along the width and 5 layers for the substrate). Roughly, with respect to a full model, the number of degrees of freedom is divided by 10 and the computation time by a ratio $50 \sim 100$. Similar performances have been obtained for some numerical simulations of membrane wrinkling [22].

6. Discussion. The method of Fourier series with slowly variable coefficients has been overviewed and discussed. It permits to define explicitly a family of macroscopic Partial Differential Equations, with a strong reduction of the computation cost. It yields rather simple macroscopic systems of Partial Differential Equations whose discretization leads to very interesting reduced-order numerical models. Up to now it has been applied to buckling and wrinkling of thin membranes and thin films on soft foundations, but applications in fluid mechanics and in other fields could be considered.

The weak point of the procedure is the need to choose a priori the period and the direction of the oscillations. Sometimes several computations with several wavenumbers have been performed with the hope that the best one corresponds to the lowest bifurcation, but this is not sufficient for the numerous cases where the local period and the direction of the wrinkles vary in the domain, for instance as for loss of flatness after a sheet rolling process, see [2] and Figure 1. The reduction technique should be improved to account for the evolution of the wave vector. Finding the local wavelength is difficult, but it is intrinsically related to the description of multi-scale instabilities and not to the Fourier reduction method: even if the material properties are locally periodic, possible instability wavelengths do not coincide always with the material wavelength, as explained in [19].

Finally the method is not based on solid mathematical results and some works in this direction will be welcome

Acknowledgments. H. Hu, F. Mohri, M. Potier-Ferry and F. Xu thank the support of the National Research Agency ANR (Labex DAMAS, Grant No. ANR-11-LABX-0008-01).

M. Potier-Ferry congratulates Alain Cimetire for his successful career and for his prominent contributions in bifurcation theory and theoretical mechanics.

REFERENCES

- [1] S. Abdelkhalek, *Un Exemple de Flambage Sous Contraintes Internes: Étude des Défauts de Planéité en Laminage à Froid Des Tôles Minces*, Doctoral dissertation, École Nationale Supérieure des Mines de Paris, 2010.
- [2] S. Abdelkhalek, P. Montmitonnet, M. Potier-Ferry, H. Zahrouni, N. Legrand and P. Buessler, [Strip flatness modelling including buckling phenomena during thin strip cold rolling](#), *Iron-making and Steelmaking*, **37** (2010), 290–297.
- [3] J. C. Amazigo, B. Budiansky and G. F. Carrier, Asymptotic analyses of the buckling of imperfect columns on non-linear elastic foundations, *Internat. J. Solids Structures*, **6** (1970), 1341–1356.

- [4] K. Attipou, H. Hu, F. Mohri, M. Potier-Ferry and S. Belouettar, Thermal wrinkling of thin membranes using a Fourier-related double scale approach, *Thin-Walled Structures*, **94** (2015), 532–544.
- [5] A. Bensoussan, J. L. Lions and G. Papanicolaou, *Asymptotic Analysis for Periodic Structures*, North Holland Publ, Amsterdam, 1978.
- [6] N. N. Bogolyubov and Y. A. Mitropolski, *Asymptotic Methods in the Theory of Nonlinear Oscillations*, Gordon and Breach, New York, 1963.
- [7] N. Bowden, S. Brittain, A. G. Evans, J. W. Hutchinson and G. M. Whitesides, Spontaneous formation of ordered structures in thin films of metals supported on an elastomeric polymer, *Nature*, **393** (1998), 146–149.
- [8] F. Brau, H. Vandeparre, A. Sabbah, C. Poulard, A. Boudaoud and P. Damman, Multiple-length-scale elastic instability mimics parametric resonance of non-linear oscillators, *Nature Physics*, **7** (2011), 56–60.
- [9] M. C. Cross, P. G. Daniels, P. C. Hohenberg and E. D. Siggia, [Phase-winding solutions in a finite container above the convective threshold](#), *J. Fluid Mech.*, **127** (1983), 155–183.
- [10] M. C. Cross and P. C. Hohenberg, Pattern formation out of equilibrium, *Rev. Modern Phys.*, **65** (1993), 851–1112.
- [11] N. Damil and M. Potier-Ferry, [Amplitude equations for cellular instabilities](#), *Dynamics and Stability of Systems*, **7** (1992), 1–34.
- [12] N. Damil and M. Potier-Ferry, [A generalized continuum approach to describe instability pattern formation by a multiple scale analysis](#), *Comptes Rendus Mecanique*, **334** (2006), 674–678.
- [13] N. Damil and M. Potier-Ferry, A generalized continuum approach to predict local buckling patterns of thin structures, *European Journal of Computational Mechanics*, **17** (2008), 945–956.
- [14] N. Damil and M. Potier-Ferry, [Influence of local wrinkling on membrane behaviour: A new approach by the technique of slowly variable Fourier coefficients](#), *J. Mech. Phys. Solids*, **58** (2010), 1139–1153.
- [15] N. Damil, M. Potier-Ferry and H. Hu, New nonlinear multiscale models for membrane wrinkling, *Comptes Rendus Mecanique*, **341** (2013), 616–624.
- [16] N. Damil, M. Potier-Ferry and H. Hu, [Membrane wrinkling revisited from a multi-scale point of view](#), *Advanced Modeling and Simulation in Engineering Sciences*, **1** (2014), p6.
- [17] A. Eriksson and A. Nordmark, [Instability of hyper-elastic balloon-shaped space membranes under pressure loads](#), *Comput. Methods Appl. Mech. Engrg.*, **237** (2012), 118–129.
- [18] F. Feyel and J. L. Chaboche, [FE2 multiscale approach for modelling the elastoviscoplastic behaviour of long fibre SiC/Ti composite materials](#), *Comput. Methods Appl. Mech. Engrg.*, **183** (2000), 309–330.
- [19] G. Geymonat, S. Muller and N. Triantafyllidis, [Homogenization of nonlinearly elastic materials: Microscopic bifurcation and macroscopic loss of rank-one convexity](#), *Arch. Ration. Mech. Anal.*, **122** (1993), 231–290.
- [20] R. Hoyle, *Pattern Formation, An Introduction to Methods*, Cambridge University Press, Cambridge, 2006.
- [21] H. Hu, N. Damil and M. Potier-Ferry, [A bridging technique to analyze the influence of boundary conditions on instability patterns](#), *J. Comput. Phys.*, **230** (2011), 3753–3764.
- [22] Q. Huang, H. Hu, K. Yu, M. Potier-Ferry, N. Damil and S. Belouettar, [Macroscopic simulation of membrane wrinkling for various loading cases](#), *Internat. J. Solids Structures*, **64-65** (2015), 246–258.
- [23] G. W. Hunt, M. A. Peletier, A. R. Champneys, P. D. Woods, M. A. Wadee, C. J. Budd and G. J. Lord, [Cellular buckling in long structures](#), *Nonlinear Dynamics*, **21** (2000), 3–29.
- [24] G. Iooss, A. Mielke and Y. Demay, Theory of steady Ginzburg-Landau equation in hydrodynamic stability problems, *Eur. J. Mech. B Fluids*, **8** (1989), 229–268.
- [25] Y. Lecieux and R. Bouzidi, Experimentation analysis on membrane wrinkling under biaxial load – Comparison with bifurcation analysis, *International Journal of Solids and Structures*, **47** (2010), 2459–2475.
- [26] B. Li, Y. P. Cao, X. Q. Feng and H. J. Gao, [Mechanics of morphological instabilities and surface wrinkling in soft materials: A review](#), *Soft Matter*, **8** (2012), 5728–5745.
- [27] Y. Liu, K. Yu, H. Hu, S. Belouettar and M. Potier-Ferry, A Fourier-related double scale analysis on instability phenomena of sandwich beams, *Internat. J. Solids Structures*, **49** (2012), 3077–3088.

- [28] K. Mhada, B. Braikat and N. Damil, A 2D Fourier double scale analysis of global-local instability interaction in sandwich structures, 21ème Congrès Français de Mécanique, Bordeaux, France, 2013.
- [29] K. Mhada, B. Braikat, H. Hu, N. Damil and M. Potier-Ferry, [About macroscopic models of instability pattern formation](#), *Internat. J. Solids Structures*, **49** (2012), 2978–2989.
- [30] H. Moulinec and P. Suquet, [A numerical method for computing the overall response of nonlinear composites with complex microstructure](#), *Comput. Methods Appl. Mech. Engrg.*, **157** (1998), 69–94.
- [31] R. Nakhoul, P. Montmitonnet and M. Potier-Ferry, [Multi-scale method modeling of thin sheet buckling under residual stresses in the context of strip rolling](#), *Internat. J. Solids Structures*, **66** (2015), 62–76.
- [32] A. H. Nayfeh, *Perturbation Methods*, John Wiley and Sons, New York, 1973.
- [33] A. C. Newell and J. A. Whitehead, [Finite band width, finite amplitude convection](#), *J. Fluid Mech.*, **38** (1969), 279–303.
- [34] S. Nezamabadi, J. Yvonnet, H. Zahrouni and M. Potier-Ferry, [A multilevel computational strategy for handling microscopic and macroscopic instabilities](#), *Comput. Methods Appl. Mech. Engrg.*, **198** (2009), 2099–2110.
- [35] Y. Pomeau and S. Zaleski, [Wavelength selection in one-dimensional cellular structures](#), *Journal de Physique*, **42** (1981), 515–528.
- [36] R. Rossi, M. Lazzari, R. Vitaliani and E. Onate, [Simulation of light-weight membrane structures by wrinkling model](#), *Internat. J. Numer. Methods Engrg.*, **62** (2005), 2127–2153.
- [37] E. Sanchez-Palencia, *Non-Homogeneous Media and Vibration Theory*, Lecture Notes in Physics, 127, Springer-Verlag, Heidelberg, 1980.
- [38] L. A. Segel, [Distant side walls cause slow amplitude modulation of cellular convection](#), *J. Fluid Mech.*, **38** (1969), 203–224.
- [39] R. J. M. Smit, W. A. M., Brekelmans and H. E. H. Meijer, [Prediction of the mechanical behavior of nonlinear heterogeneous systems by multi-level finite element modeling](#), *Comput. Methods Appl. Mech. Engrg.*, **155** (1998), 181–192.
- [40] P. Suquet, *Plasticité et Homogénéisation*, Doctoral dissertation, Université Pierre et Marie Curie, 1982.
- [41] M. A. Wadee and M. Farsi, [Cellular buckling in stiffened plates](#), *Proc. R. Soc. A*, **470** (2014), 20140094, 17 pp.
- [42] J. E. Wesfreid and S. Zaleski editors, *Cellular Structures in Instabilities*, Lecture Notes in Physics, 210, Springer-Verlag, Heidelberg, 1984.
- [43] Y. W. Wong and S. Pellegrino, [Wrinkled membranes-Part1: Experiments](#), *Journal of Mechanics of Materials and Structures*, **1** (2006), 3–25.
- [44] F. Xu, H. Hu, M. Potier-Ferry and S. Belouettar, [Bridging techniques in a multi-scale modeling of pattern formation](#), *Internat. J. Solids Structures*, **51** (2014), 3119–3134.
- [45] F. Xu and M. Potier-Ferry, [A multi-scale modeling framework for instabilities of film/substrate systems](#), *Journal of the Mechanics and Physics of Solids*, **86** (2016), 150–172.
- [46] K. Yu, H. Hu, S. Chen, S. Belouettar and M. Potier-Ferry, [Multi-scale techniques to analyze instabilities in sandwich structures](#), *Composite Structures*, **96** (2013), 751–762.