



HAL
open science

Robust dynamic schedule coordination control in the supply chain

Dmitry Ivanov, Alexandre Dolgui, Boris Sokolov

► **To cite this version:**

Dmitry Ivanov, Alexandre Dolgui, Boris Sokolov. Robust dynamic schedule coordination control in the supply chain. *Computers & Industrial Engineering*, 2016, 94 (18–31), 10.1016/j.cie.2016.01.009 . hal-01313233

HAL Id: hal-01313233

<https://hal.science/hal-01313233>

Submitted on 13 Jan 2017

HAL is a multi-disciplinary open access archive for the deposit and dissemination of scientific research documents, whether they are published or not. The documents may come from teaching and research institutions in France or abroad, or from public or private research centers.

L'archive ouverte pluridisciplinaire **HAL**, est destinée au dépôt et à la diffusion de documents scientifiques de niveau recherche, publiés ou non, émanant des établissements d'enseignement et de recherche français ou étrangers, des laboratoires publics ou privés.

This is initial draft version, if any problem, please see the published article where the text is of better quality

Robust dynamic schedule coordination control in the supply chain

Dmitry Ivanov^{1*}, Alexandre Dolgui², Boris Sokolov^{3,4}

^{1*} Berlin School of Economics and Law
Department of Business Administration; Chair of International Supply Chain Management
10825 Berlin, Germany
Phone: +49 30 85789155
E-Mail: divanov@hwr-berlin.de

² Ecole Nationale Supérieure des Mines de Nantes
IRCCYN, UMR CNRS 6597
La Chantrerie
4, rue Alfred Kastler - B.P. 20722
F-44307 NANTES Cedex 3, France
E-mail : alexandre.dolgui@mines-nantes.fr, dolgui@emse.fr

³ Saint Petersburg Institute for Informatics and Automation of the RAS (SPIIRAS)
V.O. 14 line, 39 199178 St. Petersburg, Russia
E-Mail: sokol@iiias.spb.su

⁴ ITMO University, St. Petersburg, Russia
E-Mail: sokol@iiias.spb.su

* Corresponding author
Dmitry Ivanov

Abstract

Coordination plays crucial role in supply chain scheduling. In this paper, we extend the existing body of literature on supply chain scheduling by representing the robust schedule coordination approach. A hybrid discrete/continuous flow shop supply chain with job shop processes at each supplier stage is studied with dynamic optimal control models. We consider operations, channel, resource and flow control models with multiple objectives. Computational procedure and model integration are described. Based on this model, we introduce a robust analysis of schedule coordination in the presence of disruptions in capacities and supply. The application of attainable sets opens a possibility to analyse feasible schedule executions under disruptions. Subsequently, we integrate the schedule coordination issues into robustness analysis, exemplify the developed approach for the case of two-stage supply chain coordination, and derive managerial insights for both considered scheduling problem and application of dynamic control methods to supply chain schedule coordination in general.

Keywords: supply chain, control, coordination, scheduling, flow shop, robustness, attainable sets

Introduction

Continuous flow scheduling problems have their place in many industries such as gas, oil, chemicals, glass and fluids production as well as production of granular goods and steel details (Shah 2004, Puigjaner and Lainez 2008, Subramanian et al. 2013, Ivanov et al. 2013, Ivanov et al. 2015). Supply chains (SC) in the continuous industry comprise multi-stage network of suppliers. Integration and coordination are two central issues in supply chain management (SCM) for such industries. In general, coordinated decision-making distinguish SC scheduling problem as a specific research topic (Hall and Potts 2003, Chen 2010, Sawik 2009, Sawik 2013).

Details of mathematical models across the publications on SC scheduling differ, but most share a basic set of attributes: a finite sets of jobs, customers, and suppliers, fixed time span over which a schedule should be generated, and multi-stage schedule coordination. Most recently, Sawik (2015) points out that although the impacts of schedule coordination on SC performance may be substantial, the research on coordinated scheduling optimization is fairly recent and there is still a research gap in regard to the magnitude of these impacts (Agnētis et al. 2006).

In addition, in recent years, disruptions in SC capacities occurred in greater frequency and intensity. These events rippled quickly through global SCs and caused significant losses in revenues. In this setting, the issues of the SC robustness become more and more important (Xu et al. 2014, Kim et al. 2015). When handling these issues, new challenges for SC scheduling exist that concern uncertainty and disruptions along with coordination activities (Sawik 2013).

In this study, we focus on robust coordinated SC scheduling for the production systems with continuous material flows. Since the SC process typically has a multi-stage structure, the issue of capacity and supply disruptions is crucial for the overall SC schedule performance. The disruptions in processing and transportation capacities may result in increase in flow times, makespan, tardiness, and decrease in throughput, on-time delivery, and SC service level. In this setting, the dynamic schedule representation and schedule robustness analysis become important issues. Moreover, the coordination needs to be included in the scheduling and robustness analysis.

To the best of our knowledge, there is no published research on coordinated SC scheduling for the production systems with continuous flows and disruptions *as well as* schedule coordination considerations. The objective of this study is to extend the existing body of knowledge on SC scheduling by representing the robust schedule coordination in the hybrid continuous flow shop SC with job shop processes at each supplier in the dynamic optimal control model.

State-of-the-art

In SCs, after the processing at the production plants (i.e., the suppliers), finished products can be delivered to the next production stage in the SC or to the customers. In terms of scheduling theory, we have a flow shop process (Johnson 1954, Gonzalez and Sahni 1978, Gupta et al. 2001). At the same time, at each stage in this *multistage* environment, alternative executors (e.g., production plants and transportation modes) exist which are unequal regarding different processing intensities. Once a job is assigned to a supplier, the processing of operations of this job can be done either in job- or flow- shop mode. Thus, the SC is a *hybrid flow shop* (Ribas et al. 2010). This creates flexibility in the process plan and requires both machine assignment and sequencing tasks (Patel et al. 2011).

The next characteristic of this SC is the *integration* of the production scheduling and transportation routing components which happens to be one of the most important problems in SCs (Sarker et al. 2009). Chen (2010) recommends considering such a problem as an integrated production and outbound distribution scheduling problem. A peculiarity of such a simultaneous consideration is that both machine structures and flow parameters may be uncertain and change in dynamics and are, therefore, non-stationary. In the context of SCs and taking into account standard scheduling methods, uncertainty in SC schedule parameters is accepted by research community as important and timely research topic (Hall and Potts 2003, Agnetis et al. 2006).

The study by Hall and Potts (2003) considered benefits and challenges of *coordinated* decision-making within SC scheduling. Chen and Hall (2007) studied the conflicts and coordination in assembly systems where there are several suppliers providing components. Sarker and Diponegoro (2009) considered optimal production plans and shipment schedules in an SC with multiple suppliers, one manufacturer and multiple buyers subject to known demands of buyers. The overview by Chen (2010) identified that in integrated scheduling and logistics problems, it is necessary to define completion, departure, and delivery times for each job subject to time-based, cost-based or revenue-based indicators. Hall and Liu (2011) investigated the capacity allocation by a manufacturer subject to orders from distribution centers. Ullrich (2013) integrates production and outbound distribution scheduling in order to minimize total tardiness. Choi et al. (2013) study a SC scheduling and coordination problem where the manufacturer is a decision maker that selects the orders and aims to maximise its own profit.

In scheduling theory, considerable achievements can be stated regarding assignment and sequencing problems in the context of multi-stage systems (Blazewicz et al. 2001, Lauff & Werner, 2004, Aytug et al. 2005). Scheduling with *alternative parallel machines* has also been a large research avenue over the past few decades. In such systems, the decision is to optimize both the selection of machines for each part and loading sequences of parts to machines to improve productivity. The review of Blazewicz et al. (1991) shows that especially for non-preemptive scheduling and even with identical machines, these problems are NP-hard.

Most papers on multi-stage systems deal with problems, where the computational complexity represents the most critical challenge (Chiou et al., 2012). Another challenge is the different processing speed at the machines which influence the task times (Kyparisis & Koulamas, 2006). Examples for multi-stage flow-shop scheduling problem with alternative machines at each stage with different time-dependent processing speed, and time-dependent machine availability can be found in the studies by Kyparisis & Koulamas (2006). Božek and Wysocki (2015) analysed continuous flow flexible job shop (CF-FJS) problem that combines the flexible job shop (FJS) problem and a dedicated continuous material flow model. In this study, the operations are represented by material flow functions derived by integration of arbitrarily defined speed patterns. A variable speed of processing and a continuous material flow lead to position-dependent processing times and overlapping in operations. A tabu search scheduling algorithm is proposed to solve the problem.

In the literature, the studies on schedule robustness aim at closing the gap between theory and practice regarding the uncertain nature of real environments for the schedule execution. A schedule that is able to achieve the planned performance in spite of disruptions is called *robust* (Sotskov et al. 2013, Sotskov and Werner 2013). Robustness analysis or robust optimization approaches for related problems in assembly line design and scheduling have been considered, for example, in the studies by (Sotskov et al., 2006, Dolgui and Kovalev, 2012a, Dolgui and Kovalev, 2012b, Hazir and Dolgui, 2013, Gurevsky et al., 2012, Gurevsky et al., 2013, Hazir and Dolgui, 2015). The method developed in this paper is complementary to the robust discrete optimization.

In the analysis of schedule robustness, a number of particular features should be taken into account. In practice, decision makers may want to judge on the trade-off between robustness and such performance measures

as makespan, flow time, or tardiness (Sotskov et al. 2013). Different approaches have been proposed so far since robustness is really a multi-faceted issue in operational research (Roy 2010). Artigues et al. (2005) propose to generate a family of schedules instead of a unique one to maintain schedule robustness in a job shop environment. In the *stochastic* domain, probability density functions of the model parameters or perturbations are used in order to construct a robust schedule. For example, in the study by Al-Fawzan and Haouari (2005), schedule robustness is defined as the sum of the free slacks of the activities. The *interval data* domain has been addressed first in the study by Daniels and Kouvelis (1995) subject to processing time variability in a single machine environment with the objective of minimizing total flow time. The aim is to find a schedule whose performance degradation in its worst-case scenario is the least among all feasible schedules (i.e., the minimax regret).

Even though previous studies included a robustness objective into scheduling, they rarely considered multi-stage cases, alternative parallel machines, and flow shops where robustness and coordination are considered for continuous flows cases. Robustness in continuous time domain has not been explored in the scheduling settings so far although it has been extensively investigated in system dynamics and control theory (Mayne et al. 2000, Ivanov et al. 2012, Ivanov and Sokolov 2013). Recent application of control theory (CT) and optimal program control (OPC) to scheduling have been multi-facet. The studies by Holt et al. (1960), Hwang et al. (1967), Zimin and Ivanilov (1971) and Moiseev (1974) were among the first to apply the OPC and the maximum principle to multi-level and multi-period master production scheduling that determined the production as an optimal control with a corresponding trajectory of the state variables (i.e., the inventory). This stream was continued by Kimemia and Gershwin (1983), who applied a hierarchical method in designing a solution procedure, and by Khmelnitsky et al. (1997) for planning continuous-time flows in flexible manufacturing.

The managers are always interested in non-deterministic approaches to scheduling where scheduling is interconnected to the control function (MacCarthy, & Liu, 1993). The studies by Sarimveis et al. (2008) and Harjunkoski et al. (2014) showed a wide range of advantages regarding the application of CT models in combination with other techniques to production and logistics. They include, first of all, a non-stationary process view and accuracy of continuous time (Chen et al. 2012, Jula and Kones 2013). In addition, a wide range of analysis tools from CT regarding stability, controllability, adaptability, etc. may be used if a schedule is described in terms of control. Ivanov and Sokolov (2013) developed a CT framework for analysis of SC robustness, resilience, and stability. Wang et al. (2013) proposed a distributed scheduling algorithm called a closed-loop feedback simulation approach that includes adaptive control of the auction-based bidding sequence to prevent the first bid first serve rule and may dynamically allocate production resources to operations. Ivanov et al. (2015) apply OPC to distributed SC scheduling in the context of smart factory Industry 4.0.

However, the calculation of the OPC with direct methods of the continuous maximum principle has not been proved to be efficient (Ivanov and Sokolov 2012). The application of OPC to scheduling is not a trivial problem for two reasons. First, a conceptual problem consists of the continuous values of the control variables. In scheduling, the decisions on start and completion time of operations are discrete. Second, a computational problem for applications of a direct method of the maximum principle exists. The optimality of schedule is in this setting a critical issue. These shortcomings set limitations on the application of OPC to purely combinatorial problems. That is why the approach of this study combines continuous and discrete optimization.

3. Methodology and problem statement

3.1 Basic methodical principles of the proposed approach

The *first* main idea of the approach proposed is to use fundamental results gained in the OPC theory for the SC scheduling domain to describe the operations execution process (i.e., the time-dependent increase in the

processed operation volume) between the start and the completion time. In the approach proposed, the consideration of dynamic control models within the OPC axiomatic and on the basis of combining mathematical programming (MP) and OPC. A peculiarity of OPC models are constraints (economic, technological, cooperation, etc.) on the control, state variables, and their combinations. A particular feature of the proposed approach is that the process control models will be presented as a non-stationary dynamic linear system while the non-linearity will be transferred to the model constraints. This allows us to ensure convexity and to use interval constraints. As such, a constructive possibility of discrete problem solving in a continuous manner occurs.

In the scheduling model, a multi-step procedure for coordinated SC scheduling is implemented. At each instant of time while calculating solutions in the dynamic model with the help of the maximum principle, the linear programming (LP) problems to allocate jobs to resources and integer programming (IP) problems for (re)distributing material and time resources are solved with conventional capacitated LP/IP algorithms. The basic *computational idea* of this approach is the fact that the operation executions and machine availabilities are dynamically distributed in time over the planning horizon. As such, not all operations and machines are involved in the decision making at the same time. Therefore, it becomes quite natural to transit from large-size allocation matrices with a high number of binary variables to a scheduling problem that is dynamically decomposed (Ivanov et al. 2015). Following an approach to decompose the solution space and to use exact methods over its restricted sub-spaces, we propose to use the OPC theory for the dynamic decomposition of the scheduling problem. Indeed, OPC is mainly used for the dynamic decomposition but not for the calculations. The computational procedure is transferred to the MP methods (Ivanov et al. 2013, Ivanov et al. 2015). The solution at each time point is calculated with MP. OPC is used for modeling the execution of the operations and interlinking the MP solutions over the planning horizon. Hence, the solution procedure becomes independent of the continuous optimization algorithms and can be of discrete nature, e.g., an integer assignment model.

For solving the boundary problem, Pontryagin’s maximum principle is applied (Pontryagin et al. 1964). The maximum principle permits a decoupling of the considered dynamic problem over time using what are known as adjoint variables or shadow prices. The dynamic problem is decomposed into a series of static problems each of which holds at a single instant of time. The maximum principle guarantees that the optimal solutions of the instantaneous problems give an optimal solution to the overall problem (Pontryagin et al. 1964; Boltyanskiy, 1973; Sethi & Thompson, 2000). This property of OPC is very helpful when interconnecting MP and OPC elements.

3.2 Problem description

Consider the following problem structure (see Fig. 1).

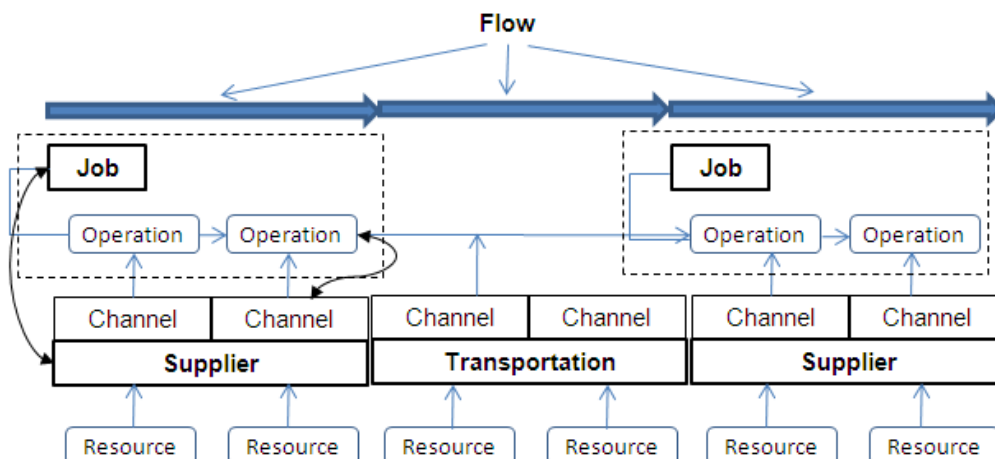


Fig. 1. Structural elements of the global scheduling model

“*Job*” comprises a set of operations to be completed at a supplier level according to some criteria such as delivery date and ordered quantity.

“*Operation*“ is an action needed to complete a production process. Each operation is characterized by some parameters such as lead-time, processed quantity, resource consumption and material flow.

“*Supplier*” is a processing plant in the SC.

“*Channel*” is a unit needed for processing or delivering the products; in manufacturing, a channel can be a machine, a cell, or a processing center; in logistics, a channel can be, e.g., a road.

“*Resource*” is a unit needed for processing an operation in a channel; it can be a material, a technical device or a truck.

“*Flow*” is material flow characterizing by real and planned quantities, processing/transportation intensities and speed of flow volume change.

Jobs are executed in a flow-shop mode, i.e., there is a steady sequence of processing stages each of which contains some alternative suppliers. Once a job is assigned to a supplier, the operations of this job are executed either in flow or job shop mode at some alternative channels. For transportation, different alternative channels are available.

In addition, the considered problem captures the following features:

- Processing speed of each machine is described as a function of time and is modelled by material flow functions (integrals of processing speed functions) and resulting processing time is, in general, channel dependent
- Processing, transportation, and warehouse capacities are included
- Setups are included in the analysis
- Lot-sizes and release dates are known
- Temporary capacity unavailability is included both in planned and perturbed modes
- Capacity degradation/recovery is considered
- Impact of disturbances and coordination on performance with recovery consideration is included in the analysis with the help of the theory of attainable sets
- Material supply dynamics is described in the resource control model

The following performance indicators (objective functions) are considered:

- Throughput
- Lead-time
- Makespan
- Waiting time
- Total lateness
- Time-to-recovery
- Equal utilization of channels in the SC

The *first task* is to find a coordinated schedule in the SC, i.e., to assign the jobs at each stage to alternative suppliers and determine start and completion times for each operation at the machines at each supplier. This will be done in Section 4. The *second task* consists of analyzing the impact of disruptions in capacities and supply on the attainability of the planned schedule performance. Subsequently, in Section 5 we integrate a schedule robustness analysis and exemplify the developed approach for the case of a two-stage supply chain coordination with the help of attainable sets.

4. Mathematical model

4.1 Notations

Consider the following sets:

- set of jobs $A = \{A_v, v \in N\}$ that are composed of a set of operations
- $D = \left\{ D^{(c)} \cup \{D_{\mathfrak{a}'}^{(i)}\} \cup \{D_{\mathfrak{a}}^{(i,j)}\}, i, j \in M, \mathfrak{a}' \in K_i^{(o)}, \mathfrak{a} \in K_{\langle i, j \rangle}^{(o)} \right\};$
- set of suppliers $B = \{B_i, i \in M\}$ and set of channels at each supplier $C = \{C_\lambda^{(i)}, \lambda \in \Lambda_i^k, i \in M\};$
- set of resources in the SC $\Phi = \left\{ \{\Phi S_\pi^{(i)}\} \cup \{\Phi N_\mu^{(i)}\}, i \in M, \pi \in K_i^{(r,1)}, \mu \in K_i^{(r,2)} \right\},$
 $\Phi S^{(i)} = \left\{ \Phi S_\pi^{(i)}, \pi \in K_i^{(r,1)} \right\}$ is a set of storable resources at $B^{(i)}$ and $\Phi N^{(i)} = \left\{ \Phi N_\mu^{(i)}, \mu \in K_i^{(r,2)} \right\}$ is a set of non-storable resources at $B^{(i)}$;
- set of manufacturing operations that can be fulfilled at supplier $B^{(i)}$ $D^{(i)} = \left\{ D_{\mathfrak{a}'}^{(i)}, \mathfrak{a}' \in K_i^{(o)} \right\};$
- set of logistics operations $D^{(i,j)} = \left\{ D_{\mathfrak{a}}^{(i,j)}, \mathfrak{a} \in K_{\langle i, j \rangle}^{(o)} \right\}$ subject to transportation between $B^{(i)}$ and $B^{(j)}$;
- set of material flows $P = \left\{ \{P_{\langle \mathfrak{a}', \rho \rangle}^{(i)}\} \cup \{P_{\langle \mathfrak{a}, \rho \rangle}^{(i,j)}\}, i \in M, \mathfrak{a}' \in K_i^{(o)}, \mathfrak{a} \in K_{\langle i, j \rangle}^{(o)}, \rho \in K_i^{(f)} \right\};$
- set of material flows for ρ -types of materials $P^{(i)} = \left\{ \{P_{\langle \mathfrak{a}', \rho \rangle}^{(i)}\}, i \in M, \mathfrak{a}' \in K_i^{(o)}, \rho \in K_i^{(f)} \right\}$ subject to $B^{(i)}$;
- set of material flows for ρ -types of materials $P^{(i,j)} = \left\{ \{P_{\langle \mathfrak{a}, \rho \rangle}^{(i,j)}\}, i, j \in M, \rho \in K_i^{(f)} \right\}$ subject to $B^{(i)}$ and $B^{(j)}$;
- sets $\Gamma_{v_1}, \Gamma_{v_2}$ of precedence relations for different jobs and set $\Gamma_{i\mathfrak{a}1}, \Gamma_{i\mathfrak{a}2}$ of precedence relations for operations $D_{\mathfrak{a}'}^{(i,j)}$ and $D_{\mathfrak{a}}^{(i)}$.

Indices (o), (k), (r) and (f) in $K_i^{(o)}$, $K_i^{(r)}$ and $K_i^{(f)}$ describe the relations of the sets to operations (o), channels (k), machines (r), and material flows (f).

Assume that manufacturing and transportation capacities may be disrupted and:

- a supplier availability can be described by a given preset matrix time function $\varepsilon_{ij}(t)$ of time-spatial constraints; we have $\varepsilon_{ij}(t)=1$, if the delivery capacity between B_i and B_j is available and $\varepsilon_{ij}(t)=0$, otherwise;
- a channel availability can be described by the function $\Theta_{i\mathfrak{a}j\lambda}(t)$ (or $\Theta_{v\mathfrak{a}j\lambda}(t)$) that is equal to 1, if there are available channels $C_\lambda^{(i)}$ and $C_\lambda^{(j)}$ for B_i and B_j at time $t \in T$ for processing $D_{\mathfrak{a}}^{(i,j)}$ and equals 0, otherwise;
- manufacturing and logistics capacity degradation/recovery dynamics can be described by a continuous function $\xi_{ij}(t)$; $\xi_{ij}(t)=1$ if the channel between B_i and B_j is 100% available and $\xi_{ij}(t)=0$ if the channel is disrupted fully. All other values for $\xi_{ij}(t)$ in the interval $[0;1]$ are possible.

4.2 Dynamic model for the operation control processes (model M_0)

The formal statement of the scheduling problem is produced as a dynamic interpretation of the operations execution processes.

Process model of operations execution:

$$\dot{x}_v^{(0,1)} = \sum_{j=1}^m u_{vj}^{(0,1)}; \dot{x}_{i\alpha}^{(0,2,v)} = \sum_{j=1}^m \sum_{\lambda=1}^{l_j} \varepsilon_{ij}(t) \Theta_{i\alpha j \lambda}(t) u_{i\alpha j \lambda}^{(0,2,v)}; \dot{x}_{vj}^{(0,3)} = u_{vj}^{(0,3)} \quad (1)$$

$$v=1, \dots, n; \quad j=1, \dots, m; \quad i=1, \dots, m; \quad \alpha=1, \dots, s_i$$

Constraints:

$$\sum_{j=1}^m u_{vj}^{(0,1)} \left[\sum_{\alpha \in \Gamma_{v1}} (a_{\alpha}^{(0,1)} - x_{\alpha}^{(0,1)}(t)) + \prod_{\beta \in \Gamma_{v2}} (a_{\beta}^{(0,1)} - x_{\beta}^{(0,1)}(t)) \right] = 0 \quad (2)$$

$$\sum_{\lambda=1}^{l_j} u_{i\alpha j \lambda}^{(0,2,v)} \left[\sum_{\tilde{\alpha} \in \Gamma_{i\alpha 1}} (a_{\tilde{\alpha}}^{(0,2,v)} - x_{\tilde{\alpha}}^{(0,2,v)}(t)) + \prod_{\tilde{\beta} \in \Gamma_{i\alpha 2}} (a_{\tilde{\beta}}^{(0,2,v)} - x_{\tilde{\beta}}^{(0,2,v)}(t)) \right] = 0 \quad (3)$$

$$\sum_{v=1}^n u_{vj}^{(0,1)}(t) \leq 1, \forall j; \quad \sum_{j=1}^m u_{vj}^{(0,1)}(t) \leq 1, \forall j; \quad u_{vj}^{(0,1)}(t) \in \{0,1\} \quad (4)$$

$$u_{i\alpha j \lambda}^{(0,2,v)}(t) \in \{0, u_{vj}^{(0,1)}\}; \quad u_{vj}^{(0,3)}(t) \in \{0,1\}; \quad u_{vj}^{(0,3)}(a_{js_i}^{(0,2,v)} - x_{js_j}^{(0,2,v)}(t)) = 0 \quad (5)$$

Start and end conditions:

$$\mathbf{h}_0^{(0)}(\mathbf{x}^{(0)}(T_0)) \leq \mathbf{0}; \quad \mathbf{h}_1^{(0)}(\mathbf{x}^{(0)}(T_f)) \leq \mathbf{0} \quad (6)$$

Objective functions:

$$J_1^{(0)} = \sum_{v=1}^n \sum_{j=1}^m u_{vj}^{(0,3)}(T_f) \quad (7)$$

$$J_{<2,\alpha,v>}^{(0)} = \sum_{i=1}^m \sum_{j=1}^m (x_{\alpha i}^{(0,3)}(T_f) - x_{vj}^{(0,3)}(T_f)) \quad (8)$$

$$J_3^{(0)} = T_f - \sum_{j=1}^m x_{nj}^{(0,1)}(T_f) \quad (9)$$

$$J_{<4,i,v>}^{(0)} = \sum_{v,j,\lambda,\alpha} \int_{T_0}^{T_f} \varepsilon_{ij}(\tau) \Theta_{i\alpha j \lambda}(\tau) u_{i\alpha j \lambda}^{(0,2,v)}(\tau) d\tau \quad (10)$$

$$J_{<5,i>}^{(0)} = \sum_{v,j,\alpha} \int_{T_0}^{T_f} [\varepsilon_{ij}(\tau) - \varepsilon_{ij}(\tau) u_{i\alpha j \lambda}^{(0,2,v)}(\tau)] d\tau \quad (11)$$

$$J_6^{(0)} = \sum_{i=1}^m \sum_{\alpha=1}^{s_i} (a_{i\alpha}^{(0,2,v)} - x_{i\alpha}^{(0,2,v)}(T_f))^2 \quad (12)$$

$$J_7^{(0)} = \sum_{v=1}^n \sum_{i=1}^m \sum_{\alpha=1}^{s_i} \sum_{j=1}^m \sum_{\lambda=1}^{l_j} \int_{T_0}^{T_f} \tilde{\beta}_{i\alpha}^{(v)}(\tau) u_{i\alpha j \lambda}^{(0,2,v)}(\tau) d\tau \quad (13)$$

Parameters:

$a_{\alpha}^{(o,1)}, a_{\beta}^{(o,1)}, a_{i\bar{\alpha}}^{(o,2,v)}, a_{i\bar{\beta}}^{(o,2,v)}, a_{is_i}^{(o,2,v)}, a_{i\bar{\alpha}}^{(o,1,v)}$ are planned manufacturing/transportation quantities for each operation (i.e., the end conditions); these values have to be reached in $x_{\alpha}^{(o,1)}(t), x_{\beta}^{(o,1)}(t), x_{i\bar{\alpha}}^{(o,2,v)}(t), x_{i\bar{\beta}}^{(o,2,v)}(t), x_{is_i}^{(o,2,v)}(t), x_{i\bar{\alpha}}^{(o,1,v)}(t)$ at time $t = T_f$;

$h_0^{(o)}, h_1^{(o)}$ are known differential functions for setting the start and end conditions subject to state variables

$$\mathbf{x}^{(o)} = \left\| x_1^{(o,1)}, \dots, x_n^{(o,1)}, x_{11}^{(o,2)}, \dots, x_{ms_m}^{(o,2)}, x_{11}^{(o,3)}, \dots, x_{nm}^{(o,3)} \right\|^T \text{ at } t = T_0 \text{ and } t = T_f.$$

Decision variables:

$x_v^{(0,1)}(t)$ is a state variable characterizing the flow time for job A_v at each moment t

$x_{i\bar{\alpha}}^{(0,2,v)}(t)$ is a state variable characterizing the flow time of the operations $D_{\bar{\alpha}}^{(i)}$ or $D_{\bar{\alpha}}^{(i,j)}$

$x_v^{(0,3)}(t)$ is a state variable characterizing the gap between the planned completion time for all jobs and the actual completion time of the job A_v

$u_{vj}^{(0,1)}(t), u_{i\bar{\alpha}j}^{(0,2,v)}(t), u_{vj}^{(0,3)}(t)$ are control variables; $u_{vj}^{(0,1)}(t)=1$, if we have a transportation of a job A_v to B_j , $u_{vj}^{(0,1)}(t)=0$, otherwise; $u_{i\bar{\alpha}j\lambda}^{(0,2,v)}(t)=1$, if operation $D_{\bar{\alpha}}^{(i)}$ or $D_{\bar{\alpha}}^{(i,j)}$ is assigned to a λ -channel, $u_{i\bar{\alpha}j\lambda}^{(0,2,v)}(t)=0$, otherwise; $u_{vj}^{(0,3)}(t)=1$ if A_v is completed at time moment t and until T_f , $u_{vj}^{(0,3)}(t)=0$, otherwise

Eq. (1) describes the process dynamics of operations execution for jobs A_v (see Figs 2-3).

$\dot{x}_v^{(0,1)} = \sum_{j=1}^m u_{vj}^{(0,1)}$ means that at each point of time where if $u_{vj}^{(0,1)}(t)=1$, the operation is being processed and its processed quantity increases.

$\dot{x}_{i\bar{\alpha}}^{(0,2,v)} = \sum_{j=1}^m \varepsilon_{ij}(t) u_{i\bar{\alpha}j}^{(0,2,v)}$ means that the processing is possible subject to feasible capacity time windows and

$\dot{x}_{vj}^{(0,3)} = u_{vj}^{(0,3)}$ means that if the job is completed the time to the end of the planning horizon elapses (i.e., earliness of the job completion subject to slack time).

In the example given in Fig. 2, it can be observed that for a planned batch of 29 units, the flow time of the job is 3 days (starting at $t=1$ and ending at $t=4$), slack time is 8.75 days (subject to the due date 12.75 days).

Fig. 3 depicts execution dynamics of two subsequent operations at the i -supplier level subject to three capacity availability time windows ($\varepsilon_{ij}=1$).

From Fig. 4, processing times, idle times, completion quantities and times can be observed.

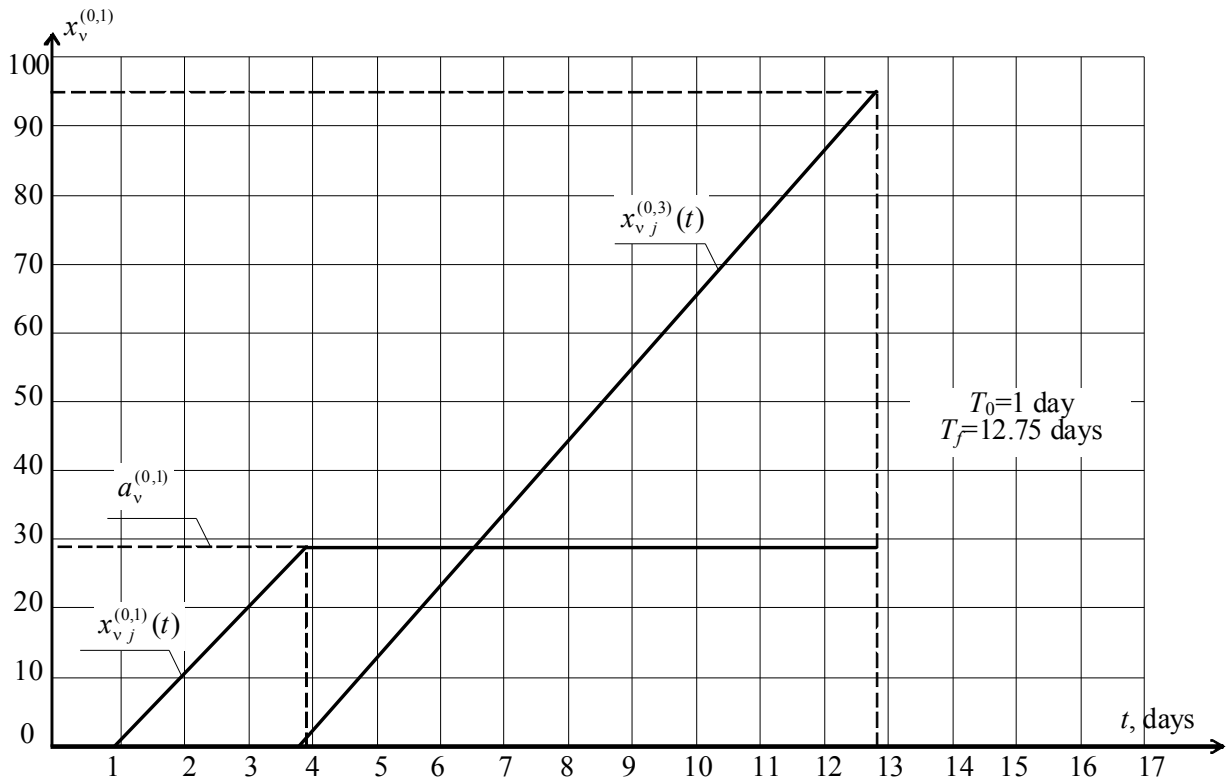


Fig. 2. Dynamics of job execution

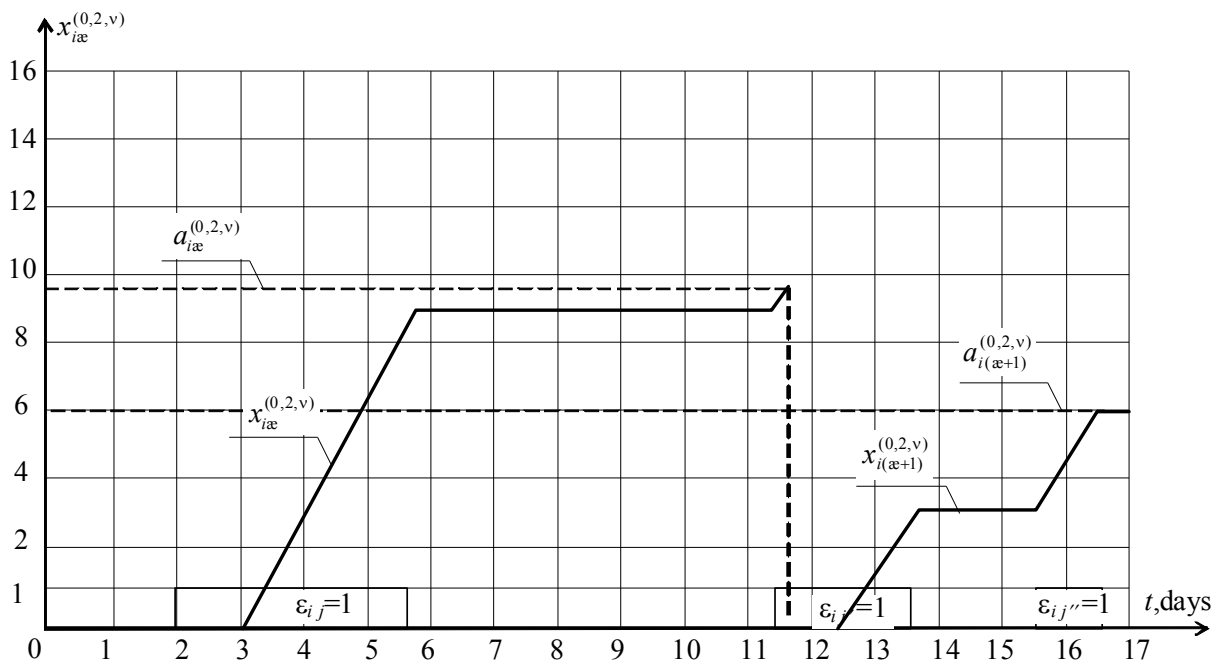


Fig. 3. Dynamics of operation execution

Constraints (2) and (3) describe the precedence relations for jobs and operations of jobs. Constraint (4) is the assignment constraint and relates to splitting and overlapping. Eq. (5) constrains the conditions for switching the control variables from 0 to 1.

The objective functions:

$J_1^{(0)}$ (Eq. 7) characterizes the overall number of completed jobs at $t = T_f$. This is the performance indicator for *throughput*

$J_{<2,\alpha,v>}^{(0)}$ (Eq. 8) reflects the flow time for A_v

$J_3^{(0)}$ (Eq. 9) characterizes the *makespan* for all A_v

$J_{<4,i,v>}^{(0)}$ (Eq. 10) characterizes the *lead-time* for A_v

$J_{<5,i>}^{(0)}$ (Eq. 11) is the *waiting time* of job A_v

$J_6^{(0)}$ (Eq. 12) characterizes the fullness of the job completion subject to the planned batch quantities at the end of the planning interval

$J_7^{(0)}$ (Eq. 13) expresses the *total tardiness* for all operations subject to penalty functions $\tilde{\beta}_{i\alpha}^{(v)}$, i.e., *on-time-delivery* (OTD)

4.3 Dynamic model of channel control (model M_k)

State of the channel $C_\lambda^{(i)}$ at B_i characterizes the readiness of the channel to process the operation $D_\alpha^{(i,j)}$.

The process model of channel control is as follows:

$$\dot{x}_{i\alpha j\lambda}^{(\kappa,1)} = \sum_{j'=1}^m \sum_{\alpha'=1}^{s_i} \Theta_{i'\alpha'j\alpha} u_{i'\alpha'j\lambda}^{(\kappa,1)} \frac{b_{i'\alpha'j\alpha}^{(j,\lambda)} - x_{i\alpha j\lambda}^{(\kappa,1)}}{x_{i'\alpha'j\lambda}^{(\kappa,1)}} \quad (14)$$

$$\dot{x}_{j\lambda}^{(\kappa,2)} = \sum_{i=1}^m \sum_{\alpha=1}^{s_i} \left(u_{i\alpha j\lambda}^{(o,2)} + u_{i\alpha j\lambda}^{(\kappa,1)} \right) \quad (15)$$

Constraints:

$$u_{i\alpha j\lambda}^{(o,2)} x_{i\alpha j\lambda}^{(\kappa,1)} = 0; \quad x_{i\alpha j\lambda}^{(\kappa,1)}(t) \in \{0,1\} \quad (16)$$

$$\sum_{i=1}^n \sum_{\alpha=1}^{s_i} u_{i\alpha j\lambda}^{(\kappa,1)}(t) \leq 1, \quad \forall j, \forall \lambda \quad (17)$$

Start and end conditions:

$$h_0^{(\kappa)}(x^{(\kappa)}(T_0)) \leq \mathbf{0}; \quad h_1^{(\kappa)}(x^{(\kappa)}(T_f)) \leq \mathbf{0} \quad (18)$$

Objective functions:

$$J_1^{(\kappa)} = \sum_{\Delta_1=1}^{m-1} \sum_{\Delta_2=\Delta_1+1}^m \sum_{\lambda=1}^l \sum_{\zeta=1}^l \int_{T_0}^{T_f} \left(x_{\Delta_1\lambda}^{(\kappa,2)}(\tau) - x_{\Delta_2\zeta}^{(\kappa,2)}(\tau) \right) d\tau \quad (19)$$

$$J_2^{(\kappa)} = \sum_{\Delta_1=1}^{m-1} \sum_{\Delta_2=\Delta_1+1}^m \sum_{\lambda=1}^l \sum_{\zeta=1}^l \left(x_{\Delta_1\lambda}^{(\kappa,2)}(T_f) - x_{\Delta_2\zeta}^{(\kappa,2)}(T_f) \right) \quad (20)$$

Parameters:

$b_{i\alpha j\lambda}^{(j,\lambda)}$ is the setup time of a channel

Decision variables:

$x_{i\alpha j\lambda}^{(\kappa,1)}(t)$ is the state variable for the channel $C_\lambda^{(i)}$ at B_j during the setup to prepare the channel for processing $D_\alpha^{(i,j)}$ after completion the operation $D_\alpha^{(i,j)}$

$u_{i\alpha j\lambda}^{(\kappa,1)}(t)$ is a control variable; $u_{i\alpha j\lambda}^{(\kappa,1)}(t)=1$, if $C_\lambda^{(i)}$ is in the setup process, $u_{i\alpha j\lambda}^{(\kappa,1)}(t)=0$, otherwise

$x_{j\lambda}^{(\kappa,2)}(t)$ is the state variable characterizing the process (run) time of a channel

Eqs (14) and (15) describe the dynamics of channel utilization. Eq. (14) describes the setup dynamics and Eq. (15) considers the process time of each channel subject to assignments (i.e., variable $u_{i\alpha j\lambda}^{(o,2)}=1$) given with the operations control model \mathbf{M}_o . Constraints (16) and (17) determine the setup sequence and conditions for setups at $C_\lambda^{(i)}$. Similar to the operations control model \mathbf{M}_o , $\mathbf{h}_0^{(\kappa)}, \mathbf{h}_1^{(\kappa)}$ are known differential functions for starting and end conditions for the state vector $\mathbf{x}^{(\kappa)} = \left\| u_{1111}^{(\kappa,1)}, \dots, u_{msml}^{(\kappa,1)}, u_{11}^{(\kappa,2)}, \dots, u_{ml}^{(\kappa,2)} \right\|^T$.

Objective functions (19) and (20) can be used to estimate the equality of channel utilization (e.g., as a requirement to equal loading of suppliers and their capacities subject to a SC collaboration agreement) at $t \in (T_0, T_f]$ and at the end of the planning interval.

4.4 Dynamic model of resource control (model M_r)

Process model of resource control:

$$\dot{x}_{j\lambda\pi}^{(p,1)} = -\sum_{i=1}^m \sum_{\alpha=1}^{S_i} d_{i\alpha j\lambda}^{(\pi)} \left(u_{i\alpha j\lambda}^{(o,2)} + u_{i\alpha j\lambda}^{(\kappa,1)} \right) \quad (21)$$

$$\dot{x}_{j\lambda\mu}^{(p,2)} = -\sum_{i=1}^m \sum_{\alpha=1}^{S_i} g_{i\alpha j\lambda}^{(\mu)} \left(u_{i\alpha j\lambda}^{(o,2)} + u_{i\alpha j\lambda}^{(\kappa,1)} \right) \quad (22)$$

$$\dot{x}_{j\lambda\pi\eta}^{(p,1)} = -\sum_{i=1}^m \sum_{\alpha=1}^{S_i} d_{i\alpha j\lambda}^{(\pi)} \left(u_{i\alpha j\lambda}^{(o,2)} + u_{i\alpha j\lambda}^{(\kappa,1)} \right) + u_{j\lambda\pi(\eta-1)}^{(p,1)} \quad (23)$$

$$\dot{x}_{j\lambda\mu\eta}^{(p,2)} = -\sum_{i=1}^m \sum_{\alpha=1}^{S_i} g_{i\alpha j\lambda}^{(\mu)} \left(u_{i\alpha j\lambda}^{(o,2)} + u_{i\alpha j\lambda}^{(\kappa,1)} \right) + u_{j\lambda\mu(\eta-1)}^{(p,2)} \quad (24)$$

$$\dot{x}_{j\lambda\pi\eta}^{(p,3)} = u_{j\lambda\pi\eta}^{(p,1)}, \quad \dot{x}_{j\lambda\mu\eta}^{(p,4)} = u_{j\lambda\mu\eta}^{(p,2)} \quad (25)$$

Constraints:

$$\sum_{i,\alpha,\lambda} d_{i\alpha j\lambda}^{(\pi)} \left(u_{i\alpha j\lambda}^{(o,2)} + u_{i\alpha j\lambda}^{(\kappa,1)} \right) \leq \tilde{H}_j^{(\pi)}(t) \quad (26)$$

$$\sum_{i,\mathfrak{a},\lambda} \int_{T_0}^{T_f} g_{i\mathfrak{a}j\lambda}^{(\mu)} \left(u_{i\mathfrak{a}j\lambda}^{(o,2)}(\tau) + u_{i\mathfrak{a}j\lambda}^{(k,1)}(\tau) \right) d\tau \leq \int_{T_0}^{T_f} \tilde{H}_j^{(\mu)}(\tau) d\tau \quad (27)$$

$$u_{j\lambda\pi\eta}^{(p,1)} \left(a_{j\lambda\pi(\eta-1)}^{(p,3)} - x_{j\lambda\pi(\eta-1)}^{(p,3)} \right) = 0, \quad u_{j\lambda\pi\eta}^{(p,1)} x_{j\lambda\pi\eta}^{(p,1)} = 0 \quad (28)$$

$$u_{j\lambda\mu\eta}^{(p,2)} \left(a_{j\lambda\pi(\eta'-1)}^{(p,4)} - x_{j\lambda\pi(\eta'-1)}^{(p,4)} \right) = 0, \quad u_{j\lambda\mu\eta}^{(p,2)} x_{j\lambda\mu\eta'}^{(p,2)} = 0 \quad (29)$$

$$u_{j\lambda\pi\eta}^{(p,1)}(t), u_{j\lambda\mu\eta}^{(p,2)}(t) \in \{0,1\}, \quad \eta = 1, \dots, \tilde{\rho}_\lambda; \quad \eta' = 1, \dots, \tilde{\rho}'_\lambda \quad (30)$$

Start and end conditions:

$$\mathbf{h}_0^{(r)}(\mathbf{x}^{(r)}(T_0)) \leq \mathbf{0}; \quad \mathbf{h}_1^{(r)}(\mathbf{x}^{(r)}(T_f)) \leq 0 \quad (31)$$

Objective function:

$$J_{1j\pi}^{(p)} = \sum_{\lambda=1}^{l_j} \sum_{\eta=1}^{\tilde{\rho}_\lambda} x_{j\lambda\pi\eta}^{(p,3)} \quad (32)$$

$$J_{2j\mu}^{(p)} = \sum_{\lambda=1}^{l_j} \sum_{\eta'=1}^{\tilde{\rho}'_\lambda} x_{j\lambda\mu\eta'}^{(p,4)} \quad (33)$$

Parameters:

$a_{i\mathfrak{a}j\lambda}^{(\pi)}$, $g_{i\mathfrak{a}j\lambda}^{(\mu)}$ are given consumption intensities of $\Phi S_\pi^{(j)}$ and $\Phi N_\mu^{(j)}$ for $D_{\mathfrak{a}}^{(i,j)}$ and $C_\lambda^{(j)}$

$\tilde{H}_j^{(\pi)}(t)$, $\tilde{H}_j^{(\mu)}(t)$ are known intensities for recovery of $\Phi S_\pi^{(j)}$ and $\Phi N_\mu^{(j)}$, respectively

$a_{j\lambda\pi(\eta-1)}^{(p,3)}$, $a_{j\lambda\mu(\eta'-1)}^{(p,4)}$ are known volumes (quantities) of resource recovery at recovery cycle $(\eta-1)$

$\tilde{\rho}_\lambda, \tilde{\rho}'_\lambda$ are numbers of total recovery cycles

Decision variables:

$x_{j\lambda\pi}^{(p,1)}(t)$, $x_{j\lambda\mu}^{(p,2)}(t)$, $x_{j\lambda\pi\eta}^{(p,1)}(t)$, $x_{j\lambda\mu\eta'}^{(p,2)}(t)$ are state variables that characterize the current quantity (volume) of:

(1) non-storable resources $\Phi S_\pi^{(j)}$

(2) storable resources $\Phi N_\mu^{(j)}$

(3) non-storable and recoverable (at stages η and η') resources

(4) storable and recoverable (at stages η and η') resources subject to channel $C_\lambda^{(j)}$

These state variables characterize π -resource dynamics, degradation and recovery.

$x_{j\lambda\pi\eta}^{(p,3)}(t)$, $x_{j\lambda\mu\eta'}^{(p,4)}(t)$ are auxiliary state variables needed to define the sequence of resource replenishment and the ends of the replenishment intervals, respectively.

$u_{j\lambda\pi\eta}^{(p,1)}, u_{j\lambda\mu\eta}^{(p,2)}$ are control variables characterizing the recovery process for non-storable and storable resources respectively; $u_{j\lambda\pi\eta}^{(p,1)}, u_{j\lambda\mu\eta}^{(p,2)}$ are equal to 1 if π -resource is under recovery at t point of time, and are equal to 0, otherwise.

Eqs. (21)-(25) describe the dynamics of resource consumption/degradation (Eqs. 21 and 22) and replenishment/recovery (Eqs 23 to 25) subject to assignment and setup decisions taken in models M_o and M_k .

According to constraints (26) and (27), if we have non-recoverable resources, $\tilde{H}_j^{(\pi)}, \tilde{H}_j^{(\mu)}$ are interpreted as maximal resource consumption intensities at each point of time t .

Constraints (28)-(30) determine the sequence of replenishment/recovery actions. In other words, Eqs (21), (22), (26) and (27) describe the process of resource decrease and Eqs (23)-(25), (28)-(30) describe the process of resource replenishment/recovery policies.

The objective functions (32) and (33) can be introduced to estimate the fullness of resource replenishment and the timeliness of resource replenishment respectively. Eqs (32) and (33) can also be used to estimate the time-to-recovery, i.e., the time needed for resource regeneration.

4.5 Dynamic model of flow control (model M_f)

The interrelations and mutual impacts of the assignment and flow control still remain an open research question. In the proposed approach, these decisions are considered simultaneously. Recall that the lead-times (task times) may differ regarding different speeds $c_{i\alpha j\lambda\rho}^{(f,1)}$ and channel availabilities $\varepsilon_{ij}(t)$ and $\Theta_{i\alpha j\lambda}(t)$. For instance, the assignment of an operation to two different channels could result in a different execution control profile and task time. For this reason, the assignments from the model M_o (made on the basis of the volumes $a_{i\mu}$) are now subject to further optimization regarding the flow dynamics control.

An assignment of an operation to a channel and the starting execution of the operations cause dynamic flows of the processed products. Let us introduce a model for the *flow dynamics control* (34):

Process model of flow control:

$$\dot{x}_{i\alpha j\lambda\rho}^{(f,1)} = u_{i\alpha j\lambda\rho}^{(f,1)}; \quad \dot{x}_{i\alpha j\lambda\rho}^{(f,2)} = u_{i\alpha j\lambda\rho}^{(f,2)}; \quad (34)$$

Constraints:

$$0 \leq u_{i\alpha j\lambda\rho}^{(f,1)} \leq c_{i\alpha j\lambda\rho}^{(f,1)} u_{i\alpha j\lambda}^{(o,2)}; \quad (35)$$

$$u_{i\alpha j\lambda\rho}^{(f,2)} (a_{i\alpha\rho}^{(f,1)} - x_{i\alpha j\lambda\rho}^{(f,1)}) = 0; \quad u_{i\alpha j\lambda\rho}^{(f,2)} x_{i\alpha j\lambda}^{(o,2)} = 0; \quad u_{i\alpha j\lambda\rho}^{(f,2)}(t) \in \{0,1\}; \quad (36)$$

$$\sum_{i=1}^m \sum_{\lambda=1}^{l_i} \sum_{\alpha=1}^{s_i} \sum_{\rho=1}^{k_i} x_{i\alpha j\lambda\rho}^{(f,1)} (u_{i\alpha j\lambda\rho}^{(o,2)} + u_{i\alpha j\lambda\rho}^{(f,2)}) \leq \tilde{P}_j^{(1)}; \quad (37)$$

$$\sum_{i=1}^m \sum_{\lambda=1}^{l_i} \sum_{\alpha=1}^{s_i} u_{i\alpha j\lambda\rho}^{(f,1)} \leq \tilde{P}_{j\rho}^{(2)}; \quad (38)$$

$$\sum_{\lambda=1}^{l_i} \sum_{\alpha=1}^{s_i} \sum_{\rho=1}^{k_i} u_{i\alpha j\lambda\rho}^{(f,1)} \leq \tilde{P}_{ij}^{(3)}. \quad (39)$$

Start and end conditions:

$$\mathbf{h}_0^{(f)}(\mathbf{x}^{(f)}(T_0)) \leq \mathbf{0}; \quad \mathbf{h}_1^{(f)}(\mathbf{x}^{(f)}(T_f)) \leq \mathbf{0} \quad (40)$$

Objective functions:

$$J_1^{(f)} = \sum_{i=1}^m \sum_{\alpha=1}^{s_i} \sum_{\substack{j=1 \\ i \neq j}}^m \sum_{\lambda=1}^{l_i} \sum_{\rho=1}^{k_i} \left(a_{i\alpha\rho}^{(f,1)} - x_{i\alpha j \lambda \rho}^{(f,1)} \right)^2 \Bigg|_{t=T_f} \quad (41)$$

$$J_2^{(f)} = \sum_{i=1}^m \sum_{\alpha=1}^{s_i} \sum_{\substack{j=1 \\ i \neq j}}^m \sum_{\lambda=1}^{l_i} \sum_{\rho=1}^{k_i} \int_{T_0}^{T_f} x_{i\alpha j \lambda}^{(f,2)}(\tau) d\tau \quad (42)$$

Parameters:

$a_{i\alpha\rho}^{(f,1)}$ is known lot size of a product type ρ for each operation $D_{\alpha}^{(i,j)}$

$\tilde{P}_j^{(1)}$, $\tilde{P}_{j\rho}^{(2)}$, $\tilde{P}_{ij}^{(3)}$ are known values for maximal storage capacity at B_j , handling capacity (throughput) at B_j for ρ , and handling capacity (throughput) between B_i and B_j

$c_{i\alpha j \lambda \rho}^{(f,1)}$ is maximal processing intensity for the operation $D_{\alpha}^{(i,j)}$ at the λ -channel; it determines the maximal possible value for $u_{i\alpha j \lambda \rho}^{(f,1)}$

Decision variables:

$x_{i\alpha j \lambda \rho}^{(f,1)}(t)$ is a state variable characterizing a quantity (volume) of the product « ρ » being delivered at B_j from B_i during the execution of $D_{\alpha}^{(i,j)}$ (or the processed quantity at B_j , if $i = j$)

$x_{i\alpha j \lambda \rho}^{(f,2)}(t)$ is auxiliary state variable characterizing total processing time (including waiting time) of a product flow ρ resulted from interaction of B_i and B_j for $D_{\alpha}^{(i,j)}$ at $C_{\lambda}^{(i)}$, $C_{\lambda}^{(j)}$

$u_{i\alpha j \lambda \rho}^{(f,1)}$ is shipment intensity for transportation from B_i to B_j (or processing intensity at B_j if $i = j$); $u_{i\alpha j \lambda \rho}^{(f,2)}(t)$ is auxiliary control variable; $u_{i\alpha j \lambda \rho}^{(f,2)}(t) = 1$, if processing at B_j is completed ($u_{i\alpha j \lambda \rho}^{(f,2)}(t) = 0$, otherwise) or if after the completion of $D_{\alpha}^{(i,j)}$ (or $D_{\alpha}^{(i)}$, of $i = j$), the next operation in the technological process $D_{\alpha}^{(i,j)}$ (or $D_{\alpha}^{(i)}$, if $i = j$) begins.

Eq. (34) describes the flow dynamics. Eqs (35) and (37)-(39) constrains the maximal processing intensities subject to assignments in the model \mathbf{M}_0 . Eq. (15) considers the process time of each channel subject to assignments (i.e., variable $u_{i\alpha j \lambda}^{(o,2)} = 1$) from the operations control model \mathbf{M}_0 . Constraints (16) and (17) determine the setup sequence and conditions for setups at $C_{\lambda}^{(i)}$. Similar to operations control model \mathbf{M}_0 , $\mathbf{h}_0^{(\kappa)}$, $\mathbf{h}_1^{(\kappa)}$ are known differential function for starting and end conditions for state vector $\mathbf{x}^{(\kappa)} = \left\| u_{1111}^{(\kappa,1)}, \dots, u_{msml}^{(\kappa,1)}, u_{11}^{(\kappa,2)}, \dots, u_{ml}^{(\kappa,2)} \right\|^T$. Objective function (41) characterizes the fullness of operations execution

and is interconnected with the objective function (12) from M_0 model. Objective function (42) characterizes waiting time for operations execution and is interconnected with the objective function (11) from M_0 .

5. Schedule computation procedure

Consider the relations between the models from Section 4 (Fig. 4) including some perturbation vectors $\xi(t)$.

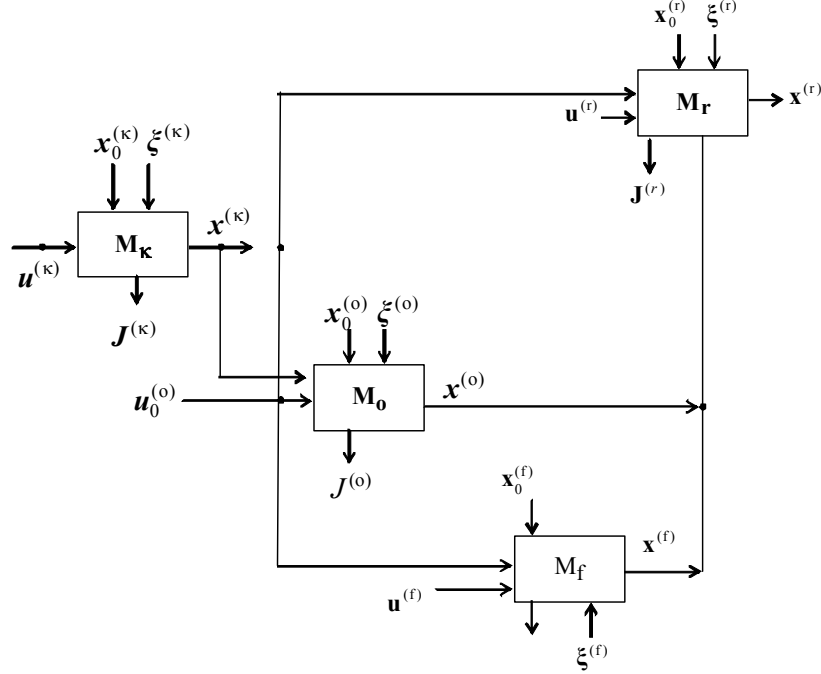


Fig. 4. Model integration and introduction of uncertainty

Computation of schedule with the help of OPC is not a trivial problem. The computational procedure for the developed model is based on the integration of the main and conjunctive equation systems subject to the maximization of Hamiltonian function. A methodical challenge in applying the maximum principle is to find the coefficients of the conjunctive system which change in dynamics. In the study (Ivanov et al. 2015) it has been shown that these coefficients can be found analytically. The coefficients of the conjunctive system play the role of the dynamical Lagrange multipliers as compared with discrete optimization dual formulations. Thus the transversality conditions establish the connection between the dual and direct problems.

The scheduling model in terms of OPC may be represented in the following form:

$$M = \begin{cases} \mathbf{u}(t) \mid \dot{\mathbf{x}} = \mathbf{f}(\mathbf{x}, \mathbf{u}, t), \\ \mathbf{h}_0(\mathbf{x}(T_0)) \leq 0, \mathbf{h}_1(\mathbf{x}(T_f)) \leq 0, \\ \mathbf{q}^{(1)}(\mathbf{x}, \mathbf{u}) = 0, \mathbf{q}^{(2)}(\mathbf{x}, \mathbf{u}) \leq 0, \end{cases} \quad (43)$$

where $\mathbf{h}_0, \mathbf{h}_1$ are given functions of end conditions at time $t = T_0, t = T_f$ and $\mathbf{q}^{(1)}, \mathbf{q}^{(2)}$ is the generalized notation of the linear and non-linear constraints, respectively.

The presented models have four features that distinguish them from classical optimal control problems. First, the right parts of differential equations in M_0 model are broken not only during the assignment selections but also at the beginning of transportation operations. Second, we consider multi-objective formulation. Third, perturbations (disturbances) are considered in different models. Fourth, and probably, the most important,

non-linearity is transferred to the constraints; therefore process control models are linear (apart from flow and channel control models that are bi-linear).

In this setting, at the moment $t = T_0$ we have some start conditions $\mathbf{h}_0(\mathbf{x}(t)) \in \mathbf{R}^{\tilde{m}_G}$ and it becomes possible to find both optimal program control vector $\mathbf{u}^*(t)$ and state vector \mathbf{x}^* at $t = T_0$. Assuming that partial objective functions can be converted to a general performance indicator J_G , we have:

$$J_G = \lambda_1 \varphi_G(\mathbf{x}(T_f)) + \lambda_2 \int_{T_0}^{T_f} f_G^{(1)}(\mathbf{x}(\tau)) d\tau + \lambda_3 \int_{T_0}^{T_f} f_G^{(2)}(\mathbf{u}(\tau)) d\tau, \quad (44)$$

where $\lambda_1 > 0, \lambda_2 > 0, \lambda_3 > 0, \sum_{i=1}^3 \lambda_i = 1$ are given weight coefficients, $\varphi_G, f_G^{(1)}, f_G^{(2)}$ are given functions at $X \subseteq \mathbf{R}^{n_G}, X \times T, U \subseteq \mathbf{R}^{m_G}$ ($T = \mathbf{R}^+$ is the set of time moments, \mathbf{R}^+ is a set of real numbers, X, U are sets for \mathbf{x}, \mathbf{u}). Assume that $\varphi_G(\mathbf{x})$ has no interruptions for X , $f_G^{(1)}(\mathbf{x}(\tau), \tau)$ along with its derivative for \mathbf{x} at each $\tau \in (T_0, T_f]$ has no interruptions for \mathbf{x} and is piecewise-continuous at $\mathbf{x} \in X$ for τ ; $f_G^{(2)}$ for each τ is convex regarding \mathbf{u} and for each $\mathbf{u} \in U$ it is bounded and piecewise-continuous for t . In the model \mathbf{M} (43), we consider along with the feasible control class \tilde{K} and extended feasible control class $\tilde{\tilde{K}}$, where the relay condition:

$$\mathbf{u}_{ij}^{(o)}(t) \in \{0;1\} \quad (45)$$

is replaced by a less strict one:

$$\mathbf{u}_{ij}^{(o)}(t) \in [0;1] \quad (46)$$

In this case, an extended domain $\tilde{\tilde{Q}}(\mathbf{x}(t))$ of feasible control inputs may be formed by means of special transformations ensuring the convexity and the compactness of $\mathbf{Q}(\mathbf{x}(t))$ (Moiseev, 1974).

Remark. Note that the constraints (2)–(5) and (35)–(39) are identical to those in the MP models for scheduling. However, at each t -point of time, the number of variables in the calculation procedure is determined by the operations which are currently in the “active zone” of scheduling (Ivanov et al., 2015). For the problem sizes subject to the “active zone”, known methods for the solution of the MP models (e.g., the Hungarian method for \mathbf{M}_o or linear programming (LP) for \mathbf{M}_f) can be applied.

Let us consider the algorithmic realization of the above-described modified maximum principle. After transforming into a boundary problem, a relaxed problem can be solved to receive an OPC, for the computation of which the main and conjunctive systems are integrated, i.e., the OPC vector $\mathbf{u}^*(t)$ and the state trajectory $\mathbf{x}^*(t)$ are obtained. The OPC vector at time $t = T_0$ returns the maximum to objective functions, which have been transformed to a general performance index and expressed in scalar form J_G .

The basic peculiarity of the boundary problem considered is that the initial conditions for the conjunctive variables $\psi(t_0)$ are not given. At the same time, an OPC should be calculated subject to the start and end conditions. To obtain the conjunctive system vector, we use the Krylov–Chernousko method of successive approximations (MSA) for an OPC problem with a free right end which is based on the joint use of a modified successive approximation method (Krylov & Chernousko, 1972). We propose to use a heuristic schedule $\bar{\mathbf{u}}(t)$ to obtain the initial conditions for $\psi(t_0)$. Then, the algorithm can be stated as follows:

Step 1 An initial solution $\bar{\mathbf{u}}(t)$, $t \in (T_0, T_f]$ (a feasible schedule) is selected and $r = 0$.

Step 2 As a result of the dynamic model run, $\mathbf{x}^{(r)}(t)$ is received. Besides, if $t = T_f$ then the record value $J_G = J_G^{(r)}$ can be calculated. Then, the transversality conditions are evaluated.

Step 3 The conjugate system is integrated subject to $\mathbf{u}(t) = \bar{\mathbf{u}}(t)$ and over the interval from $t = T_f$ to $t = T_0$. Here, the iteration number $r = 0$ is completed.

Step 4 From the time point $t = T_0$ onwards, the control $\mathbf{u}^{(r+1)}(t)$ is determined ($r = 0, 1, 2, \dots$ denotes the number of the iteration). In parallel with the maximization of the Hamiltonian, the main system of equations and the conjugate one are integrated. The maximization involves the solution of several MP problems at each time point.

In the result, the assignment of jobs to suppliers and definition of the starting and end time for processing an operation on the channels at the supplier results automatically from the OPC vector $\mathbf{u}(t) = \bar{\mathbf{u}}(t)$ subject to the assignment control variables (cf. Figs 2 and 3). The assignments (i.e., the control variables $u_{i\alpha j\lambda}^{(o,2,v)}(t)$) from the model \mathbf{M}_o are used in the channel control model \mathbf{M}_k , resource control model \mathbf{M}_r and flow control \mathbf{M}_f by means of the constraints (16), (26), (27), (35-37), respectively. At the same time, the model \mathbf{M}_f influences the model \mathbf{M}_o through the transversality conditions, the conjunctive system, and the Hamiltonian function. In addition, the possible resource structure dynamics and flow control dynamics through perturbation impacts can be taken into account including some perturbation vectors $\xi(\mathbf{t})$ in supply constraints (26)-(27) and capacity constraints (37)-(39).

6. Robust schedule coordination control

Consider the model (47) under the disturbances $\xi(t)$:

$$M_\xi = \begin{cases} \mathbf{u}(t) | \dot{\mathbf{x}} = \mathbf{f}(\mathbf{x}, \mathbf{u}, t), \\ \mathbf{h}_0(\mathbf{x}(T_0)) \leq 0, \mathbf{h}_1(\mathbf{x}(T_f)) \leq 0, \\ \mathbf{q}^{(1)}(\mathbf{x}, \mathbf{u}, \xi) = 0, \mathbf{q}^{(2)}(\mathbf{x}, \mathbf{u}, \xi) \leq 0 \end{cases} \quad (47)$$

For a simplification, it is assumed that the transition from the vector form \mathbf{J} to a scalar form J_G has been performed on the basis of the weight coefficients. Now the *scheduling problem* can be formulated as the following problem of dynamic system control. The task is to find a feasible control $\mathbf{u}(t)$, $[T_0, T_f)$ which ensures that the dynamic control model meets the constraint functions and guides the dynamic system (i.e., the schedule) $\dot{\mathbf{x}} = \mathbf{f}(t, \mathbf{x}, \mathbf{u})$ from the initial state to the specified final state subject to given end conditions and the uncertainty area under the disturbances $\xi(t)$. If there are several feasible controls (schedules), then the best one (optimal) should be selected in order to maximize (minimize) the components of J_G .

Introduction of disturbance (perturbation) functions in constraints of the model (1)-(9) allows computing attainable sets (AS) of different feasible schedules, i.e., all possible results (i.e., throughout and tardiness) of the schedule execution subject to different variations of the parameters (e.g., the capacity disruptions). In other words, the introduction of AS opens a possibility to analyse the performance variations in feasible schedule execution policies under conditions of non-stationary perturbations (Chernousko 1994, Ivanov and Sokolov

2010). Since we consider a SC scheduling problem, we integrate the coordination issues into robustness analysis.

Assume that a certain initial state of $\mathbf{x}(T_0)$ is known and that a schedule $\mathbf{u}^*(t)$ has been calculated. Then, an AS can be brought into correspondence with the vectors $\mathbf{x}(T_0)$, $\mathbf{u}_l(t)$, and $\xi_j(t)$. $\xi(t)$ is a perturbation vector at the moment t , Ξ is a set of allowable perturbations $\xi_1(t) \leq \xi(t) \leq \xi_2(t)$. $\xi_1(t), \xi_2(t)$ are prescribed vector functions, which define minimum and maximum values of perturbation effects on the realization stage for each fixed schedule.

Let us introduce notation for AS. $\mathbf{D}_x(t, T_0, \mathbf{x}(T_0), \mathbf{U}(\mathbf{x}(T_0)))$ is an AS in the state space, $\mathbf{D}_J(t, T_0, \mathbf{x}(T_0), \mathbf{U}(\mathbf{x}(T_0)))$ is an AS in the performance indicators' space, $\bar{\mathbf{D}}_J^\xi(t, T_0, \mathbf{x}(T_0), \Xi, \mathbf{U}(\mathbf{x}(T_0)))$ is an approximated AS under disturbances at the moment t .

This AS represents the set of all possible execution scenarios which may occur in the schedule execution after the perturbations. We propose this area to be named as the AS in the state space under disturbances defined as follows:

$$D_x^{(\xi)}(T_f, T_0, X_0, \Xi, \mathbf{u}_l) \quad (48)$$

where l is the number of a feasible schedule.

As the dimensionality of the AS is high, the construction of an AS is a rather complicated problem. That is why an AS is usually approximated in different forms. Let us denote $\bar{\mathbf{D}}_x(T_f, T_0, \mathbf{x}(T_0), \mathbf{U}(\mathbf{x}(T_0)))$ as an approximation of AS $\mathbf{D}_x(T_f, T_0, \mathbf{x}(T_0), \mathbf{U}(\mathbf{x}(T_0)))$. Let us introduce the algorithm of $\bar{\mathbf{D}}_x(T_f, T_0, \mathbf{x}(T_0), \mathbf{U}(\mathbf{x}(T_0)))$ construction (Chernousko 1988) and exemplify it via the model (1). Using AS, it becomes possible to formulate a dual problem:

$$J'_G(\mathbf{x}(\cdot)) \rightarrow \min_{\mathbf{x}(\cdot) \in D_i(T_f, T_0, \mathbf{x}(T_0))}, \quad (49)$$

where $D_i(T_f, T_0, \mathbf{x}(T_0))$ is AS of M_i ($i = 1, 2, 3$); $J'_G(\mathbf{x}(\cdot))$ the terminal functional subject to Eq. (44).

One possible method for construction $D(T_f, T_0, \mathbf{x}(T_0))$ is multiple solution of the problem (50):

$$J''_G(\mathbf{x}(\cdot)) = \mathbf{c}^T \mathbf{x}(T_f) \rightarrow \min_{\mathbf{u} \in \tilde{Q}(\mathbf{x})}, \quad (50)$$

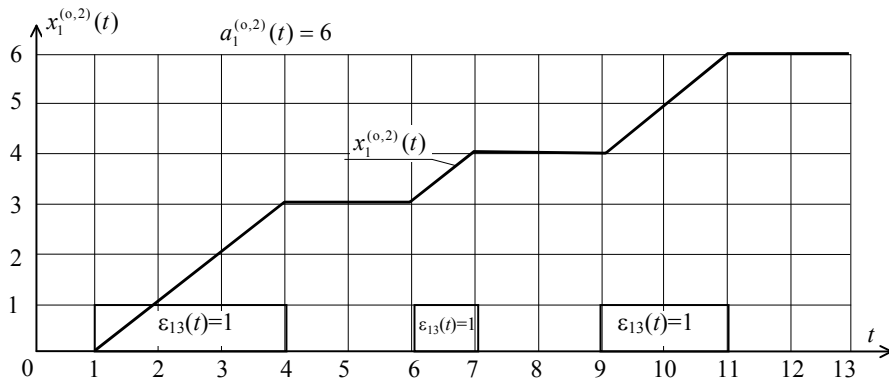
The boundary points of the set $\mathbf{D}_x(T_f, T_0, \mathbf{x}(T_0), \mathbf{U}(\mathbf{x}(T_0)))$ are obtained as the solutions to Eq. (50), where \mathbf{c} is a intended vector such that $\|\mathbf{c}\| = 1$. For each vector \mathbf{c} we obtain the OPC $\mathbf{u}^*(t)$, state $\mathbf{x}^*(T_f)$ as one boundary point of $\mathbf{D}_x(t, T_0, \mathbf{x}(T_0), \mathbf{U}(\mathbf{x}(T_0)))$ and the hyperplane $\mathbf{c}^T \mathbf{x}^*(T_f)$.

Let Δ_c be the number of different vectors \mathbf{c}_α , $\alpha = 1, \dots, \Delta_c$, then the external approximation $\bar{\mathbf{D}}_x^+(T_f, T_0, \mathbf{x}(T_0), \mathbf{U}(\mathbf{x}(T_0)))$ of the set $\mathbf{D}_x(T_f, T_0, \mathbf{x}(T_0), \mathbf{U}(\mathbf{x}(T_0)))$ is a polyhedron whose faces lie on the corresponding hyperplanes, and the internal approximation $\bar{\mathbf{D}}_x^-(T_f, T_0, \mathbf{x}(T_0), \mathbf{U}(\mathbf{x}(T_0)))$ is a polyhedron whose vertices are the points $\mathbf{x}_\alpha^*(T_f)$, $\alpha = 1, \dots, \Delta_c$, i.e. $D^-(T_f, T_0, \mathbf{x}(T_0)) = C_0(\mathbf{x}_1(T_f), \dots, \mathbf{x}_{\Delta_c}(T_f))$.

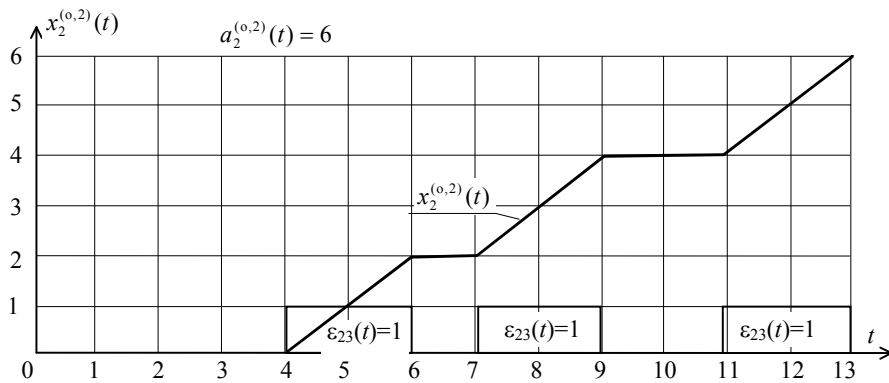
Consider an example of how to use AS to analyse the impact of schedule coordination of two suppliers B_1 and B_2 on the lead-time and work-in process of a customer order A_3 subject to disruptions and recovery, state variable $x_1^{(0,2)}(t)$ and objective functions (9) and (12). Consider three situations:

- Full coordination, no disruptions
- Capacity disruption at supplier #2 and supply disruption from the supplier #2
- Partial capacity recovery at supplier #2 and coordination of the schedules

In Fig. 5, the initial situation of full coordination without any disruptions is represented.



Operation execution at supplier #1 level



Operation execution at supplier #2 level

Fig. 5. Job execution for full coordination without disruptions

In Fig. 6, the corresponding AS employment in time is depicted.

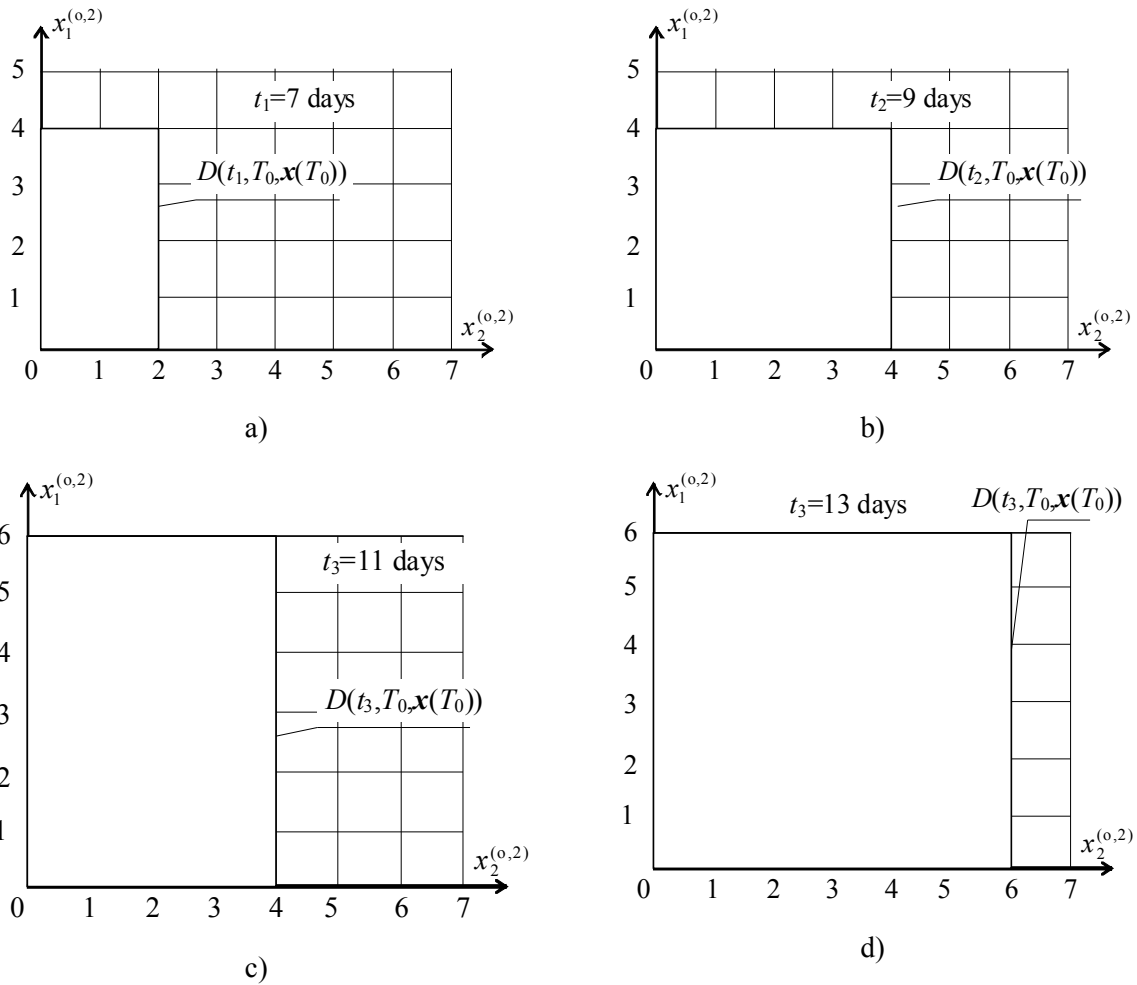


Fig. 6. AS employment in time for full coordination without disruptions

From Figs 5-6 it can be observed that operation execution at both suppliers is completed fully subject to the planned lot-size of 6 units. The completion time is 11 days at supplier #1 and 13 days at supplier #2.

In the second situation, we have capacity disruption at supplier #2 and supply disruption from the supplier #2 (Fig. 7).

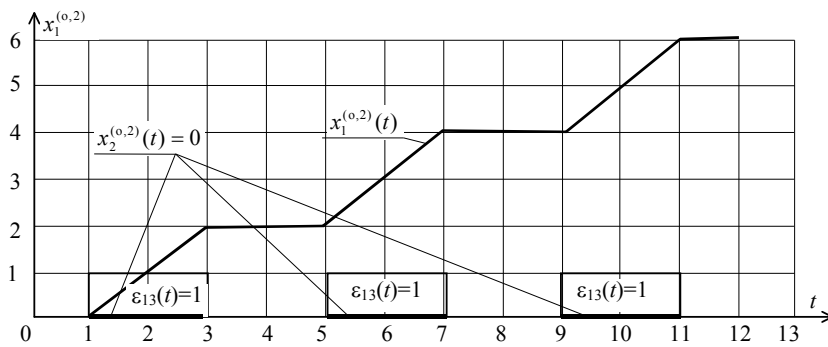


Fig. 7 Operation execution at supplier '1 and capacity disruption at supplier #2

In Fig. 8, the corresponding AS employment in time is depicted.

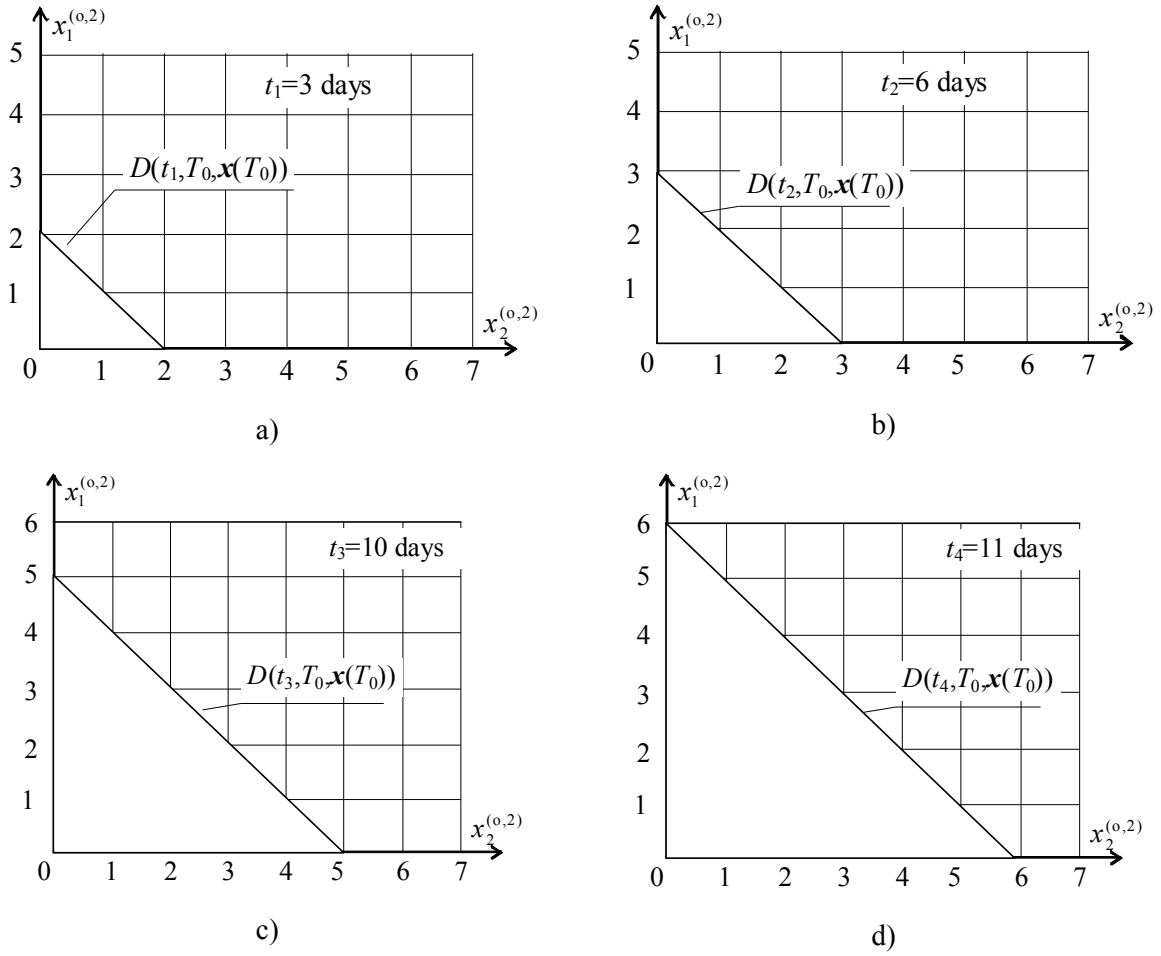
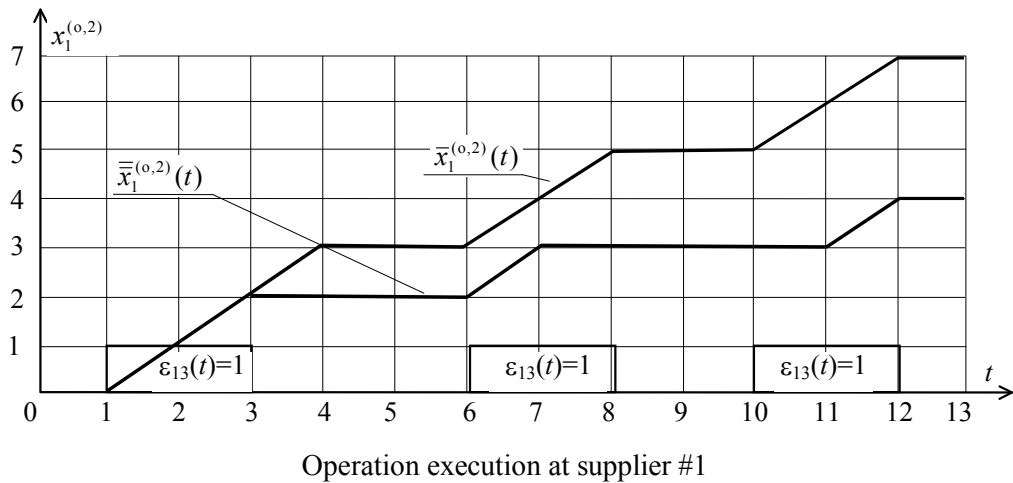


Fig. 8. AS employment in time for capacity disruption at supplier #2

From Figs 7-8 it can be observed that AS area has decreased that indicated the schedule performance degradation.

In the third situation, we have partial capacity disruption at supplier #2 (Fig. 9)



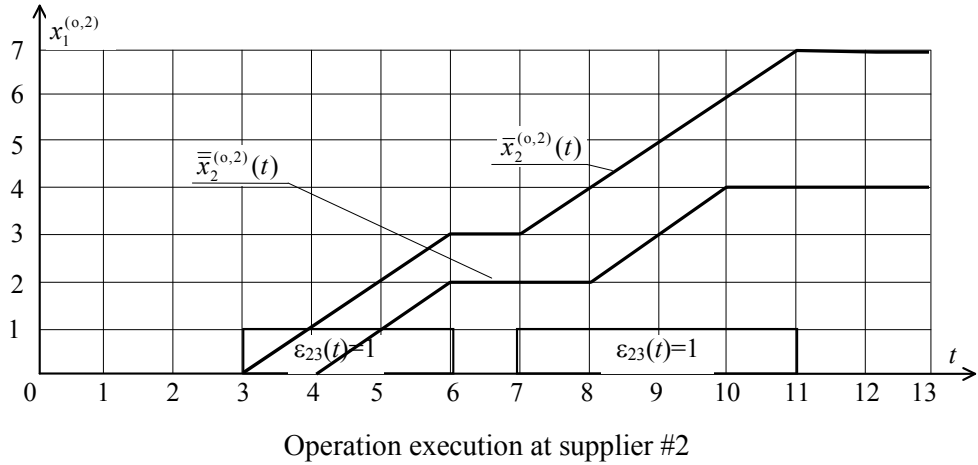


Fig. 9. Partial capacity recovery at supplier #2 and coordination of the schedules

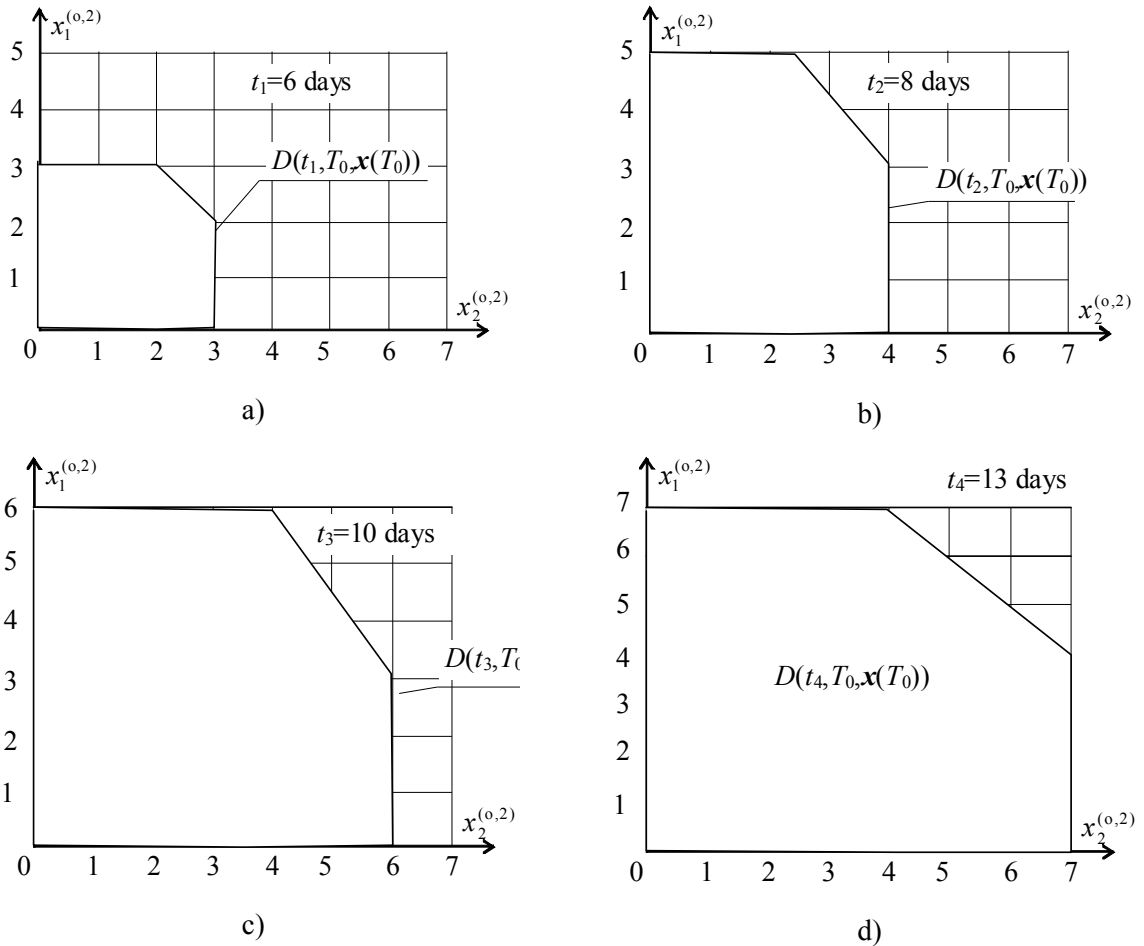


Fig. 10. AS employment in time for partial capacity recovery at supplier #2 and coordination of the schedules

The state variables $\bar{x}_1^{(0,2)}(t)$, $\bar{x}_2^{(0,2)}(t)$ [$\bar{\bar{x}}_1^{(0,2)}(t)$, $\bar{\bar{x}}_2^{(0,2)}(t)$] characterize at each point of time maximal and minimal lot-size processing at B_1 and B_2 subject to two possible recovery policies at supplier #2 and the coordination of schedules between two suppliers. It can be observed from Fig. 9 that AS area has been increased that indicated improvement of the schedule performance.

In Fig. 10, the corresponding AS employment in time is depicted.

7. Conclusion

In this study, we addressed an approach of robust schedule coordination in the hybrid continuous flow shop supply chain with job shop processes at each supplier level in the form of a dynamic optimal program control model. The model comprises operations, channel, resources and flow control with multiple objectives. Computational procedure and model integration are described. Based on this model, we introduced robust analysis of schedule coordination in the presence of disruptions in capacities and supply. We used the attainable sets. They opens possibilities to analyse feasible schedule executions under disruptions. Subsequently, we integrated the schedule coordination issues into robustness analysis, and exemplify the developed approach for the case of two-stage supply chain coordination.

The results of this research can be of interest not only for control engineers but also for a large production planning and scheduling community. First, we consider new problem structure that comprises hybrid continuous flow shop supply chain with job shop processes at each supplier. Second, we develop a dynamic optimal control form to represent such a problem structure for the case for continuous flows. Third, an innovative idea was to use attainable sets to analyse robust schedule coordination in the supply chain. In essence, the developed method allows estimating robustness of any coordinated control policy subject to some changes in system parameters (e.g., capacities, inventory, material supply, etc.). Such problems can be formulated for different multi-stage scheduling systems.

The specialists in scheduling (discrete optimization) can integrate the developed control method in their approaches. First, end conditions in optimal program control models play the role of demand variables in discrete models. The right parts of end conditions are predetermined at the master planning stage subject to the planned demand for each job. Second, the constraints (2)-(5), (17), (26)-(27) and (35)-(39) are identical to demand, supply and capacity constraints in discrete models. However, at each t -point of time, the number of variables is determined only by the operations which are currently in the “scheduling window”. Therefore, the tendency for optimal program control computation will be to have small-size instances and to apply known methods for the solution of discrete models (e.g., Hungarian or Branch & Bound methods). Finally, the coefficients of the conjunctive system play the role of the dynamical Lagrange multipliers as compared with discrete optimization dual formulations. Thus, the transversality conditions establish the connection between the dual and direct problems, similar to shadow prices in inverse linear optimization models.

The mathematical programming part of the algorithm assigns the operations to channels and determines start and completion time of each operation, while the optimal program control model will describe the operations execution in the interval in between start and completion time of the operations. In other words, the continuous time part of the algorithm analyses what happens at each channel and with each operation in dynamics, not only at the start and completion time, but also in between. Besides this, the required consistency between optimal program control and mathematical programming models is ensured – although the solver works in the space of piecewise continuous functions, the input and output data can be presented in the discrete form as in mathematical programming models.

An attainable set can be used now to decide on the performance to be planned and schedules needed to achieve this performance. Analysis of each attainable set begins at T_0 in the state $\mathbf{x}(T_0)$ and is formed through some allowable variations of schedule described as an OPC $\mathbf{u}^*(t)$. It may be possible to derive attainable sets at each point of time that ensures that the overall schedule meets the performance requirements as long as the

constituent steps are operated within the attainable set. As such, if the attainable set is known, it becomes possible to analyze the dependence between the scheduling results and the supply chain structure and planning decisions (e.g., inventory quantity and location, lot-sizes, transportation channels and the intensity of their usage) of the start and end states $\mathbf{x}_0, \mathbf{x}_f$.

Future research in this area can be multi-facet and comprise such issues like inventory dynamics, controllable release time and uncertainties in different parameters. The extension of computational efforts to multi-stage coordination using attainable sets is also an interesting research area. Finally, development of efficient algorithms to hybrid discrete-continuous optimization belongs also to our future research interests.

References

- Agnētis, A., Hall, N.G. & Pacciarelli, D. (2006). Supply chain scheduling: Sequence coordination. *Discrete Applied Mathematics*, 154, 2044–2063.
- Al-Fawzan M. A., & Haouari, M. (2005). A bi-objective model for robust resource constrained project scheduling. *International Journal of Production Economics*, 96(2), 175–187.
- Artigues, C., Billaut, J.-C. & C. Esswein (2005). Maximization of solution flexibility for robust shop scheduling. *European Journal of Operational Research*, 165(2), 314–328.
- Aytug, H., Lawley, M.A., McKay, K., Mohan, S., Uzsoy, R. (2005). Executing production schedules in the face of uncertainties: A review and some future directions. *European Journal of Operational Research*, 161(1), 86–100.
- Blazewicz, J., Dror, M., & Weglarz, J. (1991). Mathematical programming formulations for machine scheduling: A survey. *European Journal of Operational Research*, 51, 283–300.
- Blazewicz, J., Ecker K., Pesch E., Schmidt G., Weglarz J. (2001). *Scheduling Computer and Manufacturing Processes*, 2nd Ed., Springer Verlag, Berlin.
- Boltyanskiy, B. (1973). *Optimal control of discrete systems*. Moscow: Nauka.
- Bożek, A., and M. Wysocki. 2015. Flexible Job Shop with Continuous Material Flow. *International Journal of Production Research*, 53(4), 1273–1290.
- Chen, X., I.E. Grossmann and L. Zheng (2012). A comparative study of continuous-time modeling for scheduling of crude oil operations. *Computers and Chemical Engineering*, 44, 141–167.
- Chen, Z.L, Hall, N. (2007). Supply Chain Scheduling: Assembly Systems. *Operations Research*, 55(6), 1072–1089.
- Chen, Z.-L. (2010). Integrated Production and Outbound Distribution Scheduling: Review and Extensions. *Operations Research*, 58(1). 130–148.
- Chernousko, F. L. (1994). *State Estimation of Dynamic Systems*. Boca Raton, FL: SRC Press.
- Chiou, C.W., Chen, W.M., Liu, C.M., & Wu, M.C. (2012). A genetic algorithm for scheduling dual flow shops. *Expert Systems with Applications*, 39(1), 1306–1314.
- Choi, T.-M., Yeung, W.-K., Cheng, T.C.E. (2013). Scheduling and co-ordination of multi-suppliers single-warehouse-operator single-manufacturer supply chains with variable production rates and storage costs. *International Journal of Production Research*, 51(9), 2593–2601.
- Daniels R.L. & P. Kouvelis (1995). Robust scheduling to hedge against processing time uncertainty in single-stage production. *Management Science*, 41(2), 363–376.
- Dolgui, A., Proth, J.-M. (2010). *Supply Chains Engineering: Useful Methods and Techniques*. Springer.
- Dolgui, A., Kovalev, S. (2012a). Min-Max and Min-Max Regret Approaches to Minimum Cost Tools Selection, *4OR: A Quarterly Journal of Operations Research*, 10(2), 181–192.
- Dolgui, A., Kovalev, S. (2012b). Scenario Based Robust Line Balancing: Computational Complexity, *Discrete Applied Mathematics*, 160(13–14), 1955–1963.

- Ghezail, F., Pierreval, H., & S. Hajri-Gabouj (2010). Analysis of robustness in proactive scheduling: A graphical approach. *Computers & Industrial Engineering*, 58(2), 193-198.
- Gonzalez, T., & Sahni, S. (1978). Flow shop and job shop scheduling: Complexity and approximation. *Operations Research*, 26, 36-52.
- Gören, S. & Pierreval, H. (2013). Taking advantage of a diverse set of efficient production schedules: a two-step approach for scheduling with side concerns. *Computers & Operations Research*, 40(8), 1979-1990.
- Gupta, J.N.D., Neppalli, V.R., & Werner, F. (2001). Minimizing total flow time in a two-machine flow-shop problem with minimum makespan. *International Journal of Production Economics*, 69, 323-338.
- Gurevsky, E., Battaïa, O., Dolgui, A. (2012). Balancing of simple assembly lines under variations of task processing times, *Annals of Operations Research*, 201(1), p. 265-286
- Gurevsky, E., Hazir, O., Battaïa, O., and Dolgui, A (2013). Robust balancing of straight assembly lines with interval task times, *Journal of the Operational Research Society*, 64(11), 2013, 1607-1613.
- Hall, N. G. & Potts, CN (2003). Supply chain scheduling: Batching and delivery. *Operations Research*, 51, 566-584.
- Hall, N.G. & Liu, Z. (2011). Capacity Allocation and Scheduling in Supply Chains, *Operations Research*, 58(6), 1711-1725.
- Harjunkski, I., Maravelias C.T., Bongers P., Castro P.M., Engell, S., Grossmann, I.E., Hooker J., Méndez, C., Sand G., Wassick J. (2014). Scope for industrial applications of production scheduling models and solution methods. *Computers and Chemical Engineering*, 62, 161-193.
- Hazir, O., Dolgui, A. (2013). Assembly Line Balancing under Uncertainty: Robust Optimization Models and an Exact Solution Method, *Computers and Industrial Engineering*, 65(2), 261-267.
- Hazir, O., Dolgui, A. (2015). A Decomposition Based Solution Algorithm for U-Type Assembly Line Balancing with Interval Data, *Computers and Operations Research*, 59, 126-131.
- Holt, C.C., Modigliani, F., Muth J.F., & Simon H.A. (1960). *Planning production, inventories and work force*. Englewood Cliffs, NJ: Prentice Hall.
- Hwang, C.L., Fan, L.T., & Erikson L.E. (1967). Optimum production planning by the maximum principle. *Management Science*, 13(9), 751-755.
- Ivanov D., Sokolov B. (2013). Control and system-theoretic identification of the supply chain dynamics domain for planning, analysis, and adaptation of performance under uncertainty, *European Journal of Operational Research*, 224, 313-323.
- Ivanov D., Sokolov B., Dolgui, A. (2014). Multi-stage supply chain scheduling with non-preemptive continuous operations and execution control, *International Journal of Production Research*, 52(13), 4059-4077.
- Ivanov, D., & Sokolov, B. (2012). Dynamic supply chain scheduling. *Journal of Scheduling*, 15(2), 201-216.
- Ivanov, D., Sokolov B., Dolgui, A. (2012). Applicability of optimal control theory to adaptive supply chain planning and scheduling, *Annual Reviews in Control*, 36, 73-84.
- Ivanov, D., Sokolov, B., Dolgui, A., Werner, F., Ivanova, M. (2015). A dynamic model and an algorithm for short-term supply chain scheduling in the smart factory Industry 4.0, accepted in: *International Journal of Production Research*, published online
- Johnson, S. (1954). Optimal two and three stage production schedules with set-up time included. *Naval Research Logistics Quarterly*, 1, 61-68.
- Jula, P., Kones, I. (2013). Continuous-time algorithms for scheduling a single machine with sequence-dependent setup times and time window constraints in coordinated chains. *International Journal of Production Research*, 51(12), 3654-3670.
- Khmelnitsky, E., Kogan K., & Maimom, O. (1997). Maximum principle-based methods for production scheduling with partially sequence-dependent setups. *International Journal of Production Research*, 35(10), 2701-2712.
- Kim, Y., Chen Y.-S., & Linderman, K. (2015). Supply network disruption and resilience: A network structural perspective. *Journal of Operations Management*, 33-34, 43-59.

- Kimemia, J. G., & Gershwin, T. I. (1983). An algorithm for the computer control of a flexible manufacturing system. *IIE Transactions*, 15, 353–362.
- Kyparisis, G. J., & Koulamas, C. P. (2006). Flexible flow shop scheduling with uniform parallel machines. *European Journal of Operational Research*, 168, 985–997.
- Lauff, V. & Werner, F. (2004) On the Complexity and Some Properties of Multi-Stage Scheduling Problems with Earliness and Tardiness Penalties. *Computers & Operations Research*, 31, 317–345.
- Lee, E. B., Markus, L. (1967). *Foundations of optimal control theory*. Wiley & Sons, New York.
- Leon, V. J., Wu, S. D., & Storer, R. H. (1994). Robustness measures and robust scheduling for job shops. *IIE Transactions*, 26(5), 32–43.
- MacCarthy, B. L. & Liu, J. (1993). Addressing the gap in scheduling research: a review of optimization and heuristic methods in production scheduling. *International Journal of Production Research*, 31(1), 59–79.
- Mayne, D. Q., Rawlings, J. B., Rao, C. V., & Scokaert, P. O. M. (2000). Constrained model predictive control: Stability and optimality. *Automatica*, 36, 789–814.
- Moiseev, N.N. (1974). *Element of the Optimal Systems Theory*. Nauka, Moscow (in Russian).
- Patel, MP., Shah, N., & Ashe, R. (2011). Plant-wide optimisation and control of a multi-scale pharmaceutical process. *Computer Aided Chemical Engineering*, 29, 713–717.
- Pontryagin, L.S., Boltyanskiy, V.G., Gamkrelidze, R.V., and Mishchenko, E.F. (1964). *The mathematical theory of optimal processes*. Pergamon Press, Oxford.
- Puigjaner, L. & Lainez, J. M. (2008). Capturing dynamics in integrated supply chain management. *Computers and Chemical Engineering*, 32, 2582–2605.
- Ribas, I., Leisten, R. & Framiñan, J. M. (2010). Review and classification of hybrid flow shop scheduling problems from a production system and a solutions procedure perspective. *Computers & Operations Research*, 37(8), 1439–1454.
- Roy, B. (2010). Robustness in operational research and decision aiding: A multi-faceted issue. *European Journal of Operational Research*, 200(3), 629–638.
- Sarimveis, H., Patrinos, P., Tarantilis, C.D., & Kiranoudis, C.T. (2008). Dynamic modeling and control of supply chain systems: A review. *Computers & Operations Research*, 35, 3530–3561.
- Sarker, B. R. & Diponegoro, A. (2009). Optimal production plans and shipment schedules in a supply-chain system with multiple suppliers and multiple buyers. *European Journal of Operation Research*, 194(3), 753–773.
- Sawik, T. (2009). Coordinated supply chain scheduling. *International Journal of Production Economics*, 120(2), 437–451.
- Sawik, T. (2013). Integrated selection of suppliers and scheduling of customer orders in the presence of supply chain disruption risks. *International Journal of Production Research*, 51(23–24), 7006–7022.
- Sawik, T. (2015). On the fair optimization of cost and customer service level in a supply chain under disruption risks. *Omega*, 53, 58–66.
- Sethi, S. P., Thompson, G. L. (2006). *Optimal Control Theory: Applications to Management Science and Economics*, Second Edition. Springer, Berlin.
- Shah, N. (2004). Process industry supply chains: Advances and challenges. *Computer Aided Chemical Engineering*, 18, 123–138.
- Sotskov, Y., A. Dolgui, Portmann, M.C. (2006). Stability Analysis of Optimal Balance for Assembly Line with Fixed Cycle Time. *European Journal of Operational Research*, 168(3), 783–797.
- Sotskov, Y. N., Lai, T.-C., & Werner, F. (2013). Measures of Problem Uncertainty for Scheduling with Interval Processing Times. *OR Spectrum*, 35(3), 659–689.
- Subramanian, K., Rawlings, J.B., Maravelias, C.T., Flores-Cerrillo, J., and Megan L. (2013). Integration of control theory and scheduling methods for supply chain management. *Computers & Chemical Engineering*, 51, 4–20.
- Ullrich, C.A. (2013). Integrated machine scheduling and vehicle routing with time windows. *European Journal of Operational Research*, 227(1), 152–165.

- Wang L. C., Cheng C.-Y. & Lin, S.-K. (2013). Distributed feedback control algorithm in an auction-based manufacturing planning and control system. *International Journal of Production Research*, 51(9), 2667–2679.
- Wu, S. D., Byeon, S .E., & Storer, R .H. (1999). A graph-theoretic decomposition of the job shop scheduling problem to achieve scheduling robustness. *Operations Research*, 47(1), 113–124.
- Xu, M., Wang, X., & Zhao, L. (2014). Predicted supply chain resilience based on structural evolution against random supply disruptions. *International Journal of Systems Science: Operations & Logistics*, 1(2), 105–117.
- Zimin, I. N., & Ivanilov, Yu. P. (1971). Solution of network planning problems by reducing them to optimal control problems. *Zhurnal Vychislitelnoi Matematiki i Matematicheskoi Fiziki*, 11(3), 632–641.

Appendix 1 Notations

Sets

$A = \{A_v, v \in N\}$ is the set of jobs

$D = \left\{ D^{(c)} \cup \{D_{\mathfrak{a}'}^{(i)}\} \cup \{D_{\mathfrak{a}}^{(i,j)}\}, i, j \in M, \mathfrak{a}' \in K_i^{(0)}, \mathfrak{a} \in K_{\langle i,j \rangle}^{(0)} \right\}$ is the set of operations

$D^{(i)} = \left\{ D_{\mathfrak{a}'}^{(i)}, \mathfrak{a}' \in K_i^{(0)} \right\}$ is the set of manufacturing operations that can be fulfilled at supplier $B^{(i)}$

$D^{(i,j)} = \left\{ D_{\mathfrak{a}}^{(i,j)}, \mathfrak{a} \in K_{\langle i,j \rangle}^{(0)} \right\}$ is the set of logistics operations subject to transportation between $B^{(i)}$ and $B^{(j)}$;

$B = \{B_i, i \in M\}$ is the set of suppliers

$C = \{C_\lambda^{(i)}, \lambda \in \Lambda_i^k, i \in M\}$ is the set of channels (machines)

$\Phi = \left\{ \{\Phi S_\pi^{(i)}\} \cup \{\Phi N_\mu^{(i)}\}, i \in M, \pi \in K_i^{(r,1)}, \mu \in K_i^{(r,2)} \right\}$ is the set of resources in the supply chain

$\Phi S^{(i)} = \left\{ \Phi S_\pi^{(i)}, \pi \in K_i^{(r,1)} \right\}$ is the set of storable resources at $B^{(i)}$

$\Phi N^{(i)} = \left\{ \Phi N_\mu^{(i)}, \mu \in K_i^{(r,2)} \right\}$ is the set of non-storable resources at $B^{(i)}$

$P = \left\{ \{P_{\langle \mathfrak{a}', \rho \rangle}^{(i)}\} \cup \{P_{\langle \mathfrak{a}, \rho \rangle}^{(i,j)}\}, i \in M, \mathfrak{a}' \in K_i^{(0)}, \mathfrak{a} \in K_{\langle i,j \rangle}^{(0)}, \rho \in K_i^{(f)} \right\}$ is the set of material flows subject to $B^{(i)}$

$P^{(i,j)} = \left\{ P_{\langle \mathfrak{a}, \rho \rangle}^{(i,j)}, i, j \in M, \rho \in K_i^{(f)} \right\}$ is the set of material flows for ρ -types of materials subject to $B^{(i)}$ and $B^{(j)}$

Γ_{v1}, Γ_{v2} are the sets of precedence relations for different jobs

$\Gamma_{i\mathfrak{a}1}, \Gamma_{i\mathfrak{a}2}$ are the sets of precedence relations for operations $D_{\mathfrak{a}}^{(i,j)}$ and $D_{\mathfrak{a}'}^{(i)}$

$\mathbf{Q}(\mathbf{x}(t))$ is the domain of feasible control inputs

$\tilde{\mathbf{Q}}(\mathbf{x}(t))$ is the extended domain of feasible control inputs

\tilde{K} is the initial class of feasible control inputs

$\tilde{\tilde{K}}$ is the extended class of feasible control inputs

\mathbf{D}_x is an AS in the state space

\mathbf{D}_J is an AS in the performance indicator space

$\overline{\overline{D}}_J^{(\xi)}$ is an approximated AS under the disturbances

\mathbf{U} is a set of feasible control inputs

Parameters

a is the planned processing volume defined at the master planning level

$\tilde{P}_j^{(1)}, \tilde{P}_{j\rho}^{(2)}, \tilde{P}_{ij}^{(3)}$ are known values for maximal storage capacity at B_j , handling capacity (throughput) at B_j

for ρ , and handling capacity (throughput) between B_i and B_j respectively

T_0 is the start instant of time of the scheduling horizon

T_f is the end instant of time of the scheduling horizon

c is the processing intensity

$b_{i\mathfrak{a}'i\mathfrak{a}}^{(j,\lambda)}$ is setup time of a channel

$d_{i\alpha\lambda}^{(\pi)}$, $g_{i\alpha\lambda}^{(\mu)}$ are given consumption intensities of $\Phi S_{\pi}^{(j)}$ and $\Phi N_{\mu}^{(j)}$ for $D_{\alpha}^{(ij)}$ and $C_{\lambda}^{(j)}$

$\tilde{H}_j^{(\pi)}(t)$, $\tilde{H}_j^{(\mu)}(t)$ are known intensities for recovery of $\Phi S_{\pi}^{(j)}$ and $\Phi N_{\mu}^{(j)}$ respectively

$\xi(t)$ is the vector of perturbation impacts

Δt is the step length of integration for the main and the conjugate system.

$\mathbf{h}_0^{(o)}$, $\mathbf{h}_1^{(o)}$ are known differentiable functions that determine the end conditions of the vector

t is the current time instant

σ is the duration of the planning interval

$\varepsilon(t)$ is the given preset matrix time function of time-spatial constraints for suppliers

$\Theta_{i\alpha\lambda}(t)$ $\varepsilon(t)$ is the given preset matrix time function of time-spatial constraints for channels

$\beta(\tau)$ is the penalty function in the mathematical model of the operation control processes

$\mathbf{q}^{(1)}$ and $\mathbf{q}^{(2)}$ are vector-functions, defining the main spatio-temporal, economic, technical and technological conditions for the machine functioning process.

\mathbf{h}_0 , \mathbf{h}_1 are given functions of end conditions at time $t = T_0$, $t = T_f$

Indices

v is the job index

i is the supplier index

λ is the channel index

α is the operation index (i.e., number of the operation in the job)

r is the number of the iteration of the algorithm

ρ is the product flow index

π is the resource index

α is the index of the precedence relations

Indices (o), (k), (r) and (f) in $K_i^{(o)}$, $K_i^{(r)}$ and $K_i^{(f)}$ describe the relations of the sets to operations (o), channels (k), machines (r), and material flows (f).

Decision variables

$x(t)$ are the state variables

$u(t)$ are the control variables

$\tilde{\mathbf{u}}(t)$ is the decision control action at the moment t in the extended class \tilde{K}

$x^{(f)}$ is a state variable characterizing the processed flow volume

$\mathbf{u}(t)$ is a feasible schedule

$\mathbf{u}^*(t)$ is an optimal schedule

J is a performance indicator