



HAL
open science

Evolution of Titan's atmospheric aerosols under high-altitude ultraviolet irradiation

Sarah Tigrine, Nathalie Carrasco, Ahmed Mahjoub, Benjamin Fleury, Guy Cernogora, Laurent Nahon, Pascal Pernot, Murthy S. Gudipati

► **To cite this version:**

Sarah Tigrine, Nathalie Carrasco, Ahmed Mahjoub, Benjamin Fleury, Guy Cernogora, et al.. Evolution of Titan's atmospheric aerosols under high-altitude ultraviolet irradiation . European Planetary Science Congress 2015, Sep 2015, Nantes, France. hal-01308021

HAL Id: hal-01308021

<https://hal.science/hal-01308021v1>

Submitted on 27 Apr 2016

HAL is a multi-disciplinary open access archive for the deposit and dissemination of scientific research documents, whether they are published or not. The documents may come from teaching and research institutions in France or abroad, or from public or private research centers.

L'archive ouverte pluridisciplinaire **HAL**, est destinée au dépôt et à la diffusion de documents scientifiques de niveau recherche, publiés ou non, émanant des établissements d'enseignement et de recherche français ou étrangers, des laboratoires publics ou privés.

Evolution of Titan's atmospheric aerosols under high-altitude ultraviolet irradiation

S. Tigrine^{1,2}, N. Carrasco¹, A. Mahjoub¹, B. Fleury¹, G. Cernogora¹, L. Nahon², P. Pernot³, M. S. Gudipati⁴

¹LATMOS, Université Versailles St. Quentin, UPMC Univ. Paris 06, CNRS, 11 Bvd. d'Alembert, 78280 Guyancourt, France; ²Synchrotron SOLEIL, l'Orme des Merisiers, St Aubin, BP 48, 91192 Gif sur Yvette Cedex, France, ³Laboratoire de Chimie Physique, UMR 8000, CNRS, Université Paris-Sud, Orsay, France, ⁴Science Division, Jet Propulsion Laboratory, Science Division, California Institute of Technology, 4800 Oak Grove Drive, Pasadena, California 91109, USA.

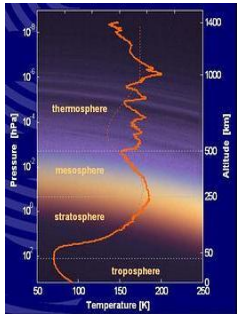


Figure 1: Atmospheric profile of Titan's atmosphere

TITAN'S UPPER ATMOSPHERE

Titan is the biggest satellite of Saturn whose atmosphere is mainly composed of **molecular nitrogen (N₂) and methane (CH₄)** with an average ratio of 98/2 % [1]

The Cassini/Huygens mission revealed that the **interaction** between those **neutral molecules** and the **UV solar light** leads to a complex **photochemistry** that **produces heavy organic molecules**. When those molecules condense, they will then become the **solid aerosols** which are responsible for the **brownish haze surrounding Titan**. [2][3]

Between 1000 and 600km, the VUV solar radiations are still significant and will continue to modify the physical, chemical and optical properties of those grains. A change in these parameters can impact the radiative budget of Titan's atmosphere.




Figure 2 & 3: Titan seen by the Cassini's imager

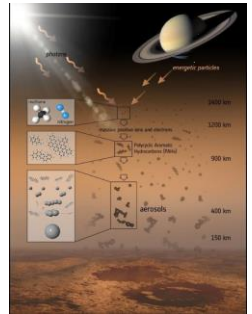



Figure 4: Aerosols' formation in Titan's upper atmosphere

Credits: NASA/ESA

MAIN GOAL: IDENTIFY AND UNDERSTAND THE PHOTOCHEMICAL EVOLUTION OF THE AEROSOLS BY ANALYSING THE IR SIGNATURES AND HOW THEY ARE MODIFIED AFTER BEING EXPOSED TO VUV RADIATIONS

METHOD

The analogues are produced as thin organic films deposited on Si substrates by submitting a **95-5% N₂-CH₄ molecular mixture to a radio-frequency electron discharge [4]. 20 samples** have been prepared at the same time, by **45-min deposition**. Then, we estimate that their **thickness is about 300 nm [5]**. We irradiate the **films of Titan's atmospheric aerosols analogues** with VUV synchrotron radiations provided by the DESIRS beamline at the SOLEIL synchrotron facility



In Titan's ionosphere, the aerosols are exposed to the full VUV-solar spectrum, but we focus here on the **Lyman-α (121,6 nm) wavelength** as it is an important contribution.

The **solar VUV-UV photon flux reaching the top of Titan's atmosphere** is about **10¹⁴ photons/s/cm² [6]** while the **DESIRS line provides a monochromatic flux of 10¹⁶ photons/s/cm²**.

The **residence time of the aerosols in the thermosphere** (between 1000 and 600 km) is about the duration of **one Titanian day (10⁶ s) [7]**. So we counterbalance our higher photon flux by **shorter irradiation times: 3h, 10h and 24h**.

IR ANALYSIS

We checked that the films are **similar in size and composition** prior the irradiation experiment by **comparing their IR signatures**. We also made sure that they were **homogeneous** by recording their IR signatures on **different 400*400 μm spots** of the same sample.

All the Infra-Red measurements have been performed with a Thermo Scientific Nicolet iN10 MX spectrometer at the **SMIS beamline** at the synchrotron SOLEIL facility. We used the highly sensitive **mercury cadmium telluride (MCT) detector** for a transmission analysis.

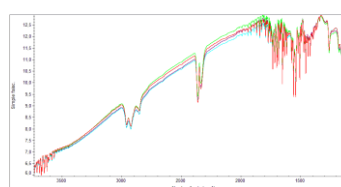


Figure 5: Spectrum of blank substrates. We compared substrates between them but also different positions on the same one.




Figure 6: Comparison of different analog films. We notice some slight differences between some samples.

→ We can take only **one reference for the blank substrates signature**
 → **BUT the analog samples are not exactly homogenous** between them

RESULTS

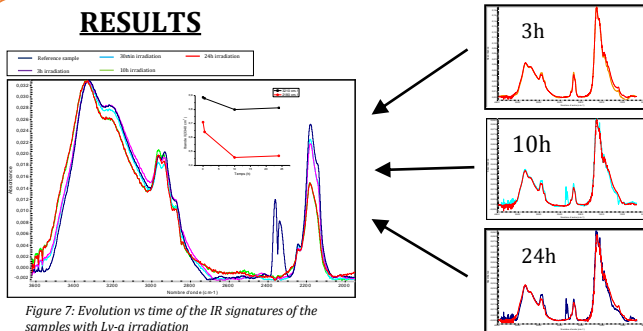


Figure 7: Evolution vs time of the IR signatures of the samples with Ly-α irradiation

Kinetics at Ly-α

• **Decrease of two bands:**

- C-H at 2950 cm⁻¹
- C-N at 2180 cm⁻¹

→ **Are the samples too thick?**

• But the **decrease reaches saturation** after few hours

To be Continued...

- Test other wavelengths: **95 nm** (ionization effects?) or **190 nm** (soft UV)
- **Slimmer analog films**
- Gather data on the **absorption cross section** of the aerosol analogs

References:

1. Niemann, H., et al., *The abundances of constituents of Titan's atmosphere from the GCMS instrument on the Huygens probe*. Nature, 2005. 438(7069): p. 779-784.
2. Waite, J., et al., *The process of tholin formation in Titan's upper atmosphere*. Science, 2007. 316(5826): p. 870-875.
3. Liang, M.-C., Y.L. Yang, and D.E. Shemansky, *Photochemically generated aerosols in the mesosphere and thermosphere of Titan*. The Astrophysical Journal Letters, 2007. 661(2): p. L199.
4. Soapa, C., et al., *PAMPRE: A dusty plasma experiment for Titan's tholins production and study*. Planetary and space Science, 2006. 54(4): p. 394-404.
5. Mahjoub, A., et al., *Influence of methane concentration on the optical indices of Titan's aerosols analogues*. Icarus, 2012. 221(2): p. 670-677.
6. Gans, B., et al., *Impact of a new wavelength-dependent representation of methane photolysis branching ratios on the modeling of Titan's atmospheric photochemistry*. Icarus, 2013. 223(1): p. 330-343.
7. Lavvas, P., et al., *Surface chemistry and particle shape: processes for the evolution of aerosols in Titan's atmosphere*. The Astrophysical Journal, 2011. 728(2): p. 80.