



Should I stay or should I go? Causes and dynamics of host desertion by a parasitic crab living on echinoids.

Colin de Bruyn, Bruno David, Sébastien Motreuil, G. Caulier, Quentin Jossart, Thierry Rigaud, Chantal de Ridder

► To cite this version:

Colin de Bruyn, Bruno David, Sébastien Motreuil, G. Caulier, Quentin Jossart, et al.. Should I stay or should I go? Causes and dynamics of host desertion by a parasitic crab living on echinoids.. Marine Ecology Progress Series, 2016, 546, pp.163-171. 10.3354/meps11616 . hal-01293933

HAL Id: hal-01293933

<https://hal.science/hal-01293933>

Submitted on 28 Dec 2021

HAL is a multi-disciplinary open access archive for the deposit and dissemination of scientific research documents, whether they are published or not. The documents may come from teaching and research institutions in France or abroad, or from public or private research centers.

L'archive ouverte pluridisciplinaire **HAL**, est destinée au dépôt et à la diffusion de documents scientifiques de niveau recherche, publiés ou non, émanant des établissements d'enseignement et de recherche français ou étrangers, des laboratoires publics ou privés.

Should I stay or should I go? Causes and dynamics of host desertion
by a parasitic crab living on echinoids.

C. De Bruyn^{1,2}, B. David^{2,4}, S. Motreuil², G. Caulier³, Q. Jossart¹, T. Rigaud², C. De Ridder¹

¹Laboratoire de Biologie Marine (CP 160/15), Université Libre de Bruxelles (ULB), 50
avenue F. D. Roosevelt, B-1050 Brussels, Belgium

²Laboratoire Biogéosciences, UMR CNRS 6282, Université Bourgogne Franche-Comté, 6
boulevard Gabriel, 21000 Dijon, France

³Laboratoire de Biologie des Organismes Marins et Biomimétisme, Université de Mons, 20,
Place du Parc, B-7000 Mons

⁴Muséum national d'Histoire naturelle, 57 rue Cuvier, 75005 Paris

Corresponding author :

Chantal De Ridder

*Laboratoire de Biologie Marine (CP 160/15), Université Libre de Bruxelles, 50 avenue F. D.
Roosevelt 1050 Brussels, Belgium*

tel: +32 (0)2 650 29 66fax:+32 (0)2 650 27 96

e-mail: cridder@ulb.ac.be

Running page head: Host desertion by a parasitic crab living on echinoids.

ABSTRACT

In some long-living symbiotic species, movements between hosts are not limited to offspring since adult parasites can move from one individual host to another one. Host-switching may be driven by different parameters such as (i) mating strategies of symbionts, (ii) foraging for resources or (iii) avoiding overcrowded or diseased/dead host. Symbiotic marine crustaceans are suitable models to understand what underlies host-switching behavior. In this study, we investigated host desertion by the parasitic pea crab *Dissodactylus primitivus* associated with the echinoid host *Meoma ventricosa*. Mark-recapture field experiments, during which crabs were found almost always found on their host in heterosexual combinations, suggest that host desertion occurs less frequently when two crabs share the same host compared to echinoids hosting three crabs. Laboratory experiments with high crab density showed that the proportion of crabs leaving an echinoid was low when the two genders of crabs were present on the host, compared to one gender only (males or females). This suggests that host desertion is mostly driven by intersex selection and search for a mate, and, to a lower extend, by competition between crabs. However, both field and laboratory experiments evidenced that when they switch host, most crabs remained for a while in the sediment located underneath their host. We propose that this behavior, associated with the aggregative behavior of their hosts, would allow the crabs to solve the trade-off between staying on their hosts (therefore suffering overcrowding and sub-optimal mate search) and moving too far from the host (therefore suffering loss of food source and high predation risk).

Key words: Symbiont, Mobility, Host-switching, Mating System, Pea crab, Echinoid hosts

48 Symbionts populations are fragmented into as many subgroups (infra-populations) as
49 the number of colonized individual hosts (Poulin 2007). An infra-population is however
50 ephemeral as the host lifespan is limited, but the infection of new individual hosts by offspring
51 or adult stages ensures the formation of new infra-populations and the perpetuation of the
52 symbiosis (Price 1980, Combes 2001, Poulin 2007). In some symbiotic species, movements
53 between hosts are not limited to offspring, since adult symbionts can move from one individual
54 host to another. This host-switching behavior has been well explored in ectosymbiotic
55 crustaceans (Bell 1984, Thiel & Baeza 2001, Baeza & Thiel 2003, Thiel et al. 2003, Baeza &
56 Thiel 2007, De Bruyn et al 2010, Hernández et al 2012, Pfaller et al. 2014). A conceptual model
57 (Baeza & Thiel 2007) proposed that the main factor for host-switching is the distinct optimal
58 mating strategies of male and female symbionts. Host exploitation from pure host-guarding to
59 frequent host-switching allows the definition of different mating strategies (from monogamy to
60 polygamy, respectively). Host-switching can thus regulate the number of interactions between
61 potential mates, and have a determinant effect on individual reproductive success (Baeza &
62 Thiel 2007). However, the environment (*sensu lato*) modulates these behavioral options. Host-
63 switching can be constrained by host size and morphology (compared to large hosts, small hosts
64 are easier to guard against competitors, a situation which promotes monogamy), by host
65 population density and aggregative behavior (high densities promotes host-switching and
66 therefore polygyny or polyandry by increasing mate search), and by predation pressure (high
67 predation risks would diminish host-switching). Foraging can also motivate host-switching if
68 food resources are decoupled from the hosts, or if food depletion occurs on the host (due to
69 symbiont overcrowding or to host disease/death).

Among decapods, Pinnotheridae family (pea crabs) exclusively includes symbiotic species (Palacios-Theil et al. 2009). These symbiotic crustaceans occur on their hosts as single individuals, in heterosexual pairs or in groups of variable numbers, according to the species (Hsueh & Huang 1998, Thiel & Baeza 2001, De Bruyn et al. 2009). In some species, mobility is limited to recruitment by the larval or first crab stages, the adults staying on their host after settlement and displaying few or no contact with the external environment (Pearce 1962, Huard & Demeusy 1968, Bolaños et al. 2004). However, Pinnotheridae crabs associated with irregular echinoids and belonging to the *Dissodactylus* complex practice host-switching throughout their entire adult life (Telford 1978, Bell 1984, Reeves & Brooks 2001, De Bruyn et al. 2009). Host-switching behavior seems to vary considerably according to the species. For *Dissodactylus mellitae*, marked antagonism between crabs on individual host leads to frequent host-switches, while in *D. crinitichelis* the symbionts easily share the same host, suggesting that host-switching is rare in this case (Telford 1978, Bell 1984, 1988, Reeves & Brooks 2001). The crab *D. primitivus* colonizes two species of spatangoid echinoids, *Meoma ventricosa* and *Plagiobrissus grandis* (Telford 1978, 1982). De Bruyn et al. (2009) showed that this crab is parasitic to *M. ventricosa*, and have suggested that the mating system of *D. primitivus* could fit the “pure-search polygynandry of mobile females” described by Baeza and Thiel (2007). In this dynamic system, females and males would display host-switching with high frequency while searching for mates. This hypothesis is supported by the efficiency of *D. primitivus* in colonizing ‘empty’ hosts (i.e. host without any crab), this behavior being expressed by both males and females (De Bruyn et al. 2009), by the chemical attractiveness of its hosts (De Bruyn et al. 2010, 2011) and by the recent genetic evidence that this ectosymbiont evolved a polygamous mating system, where males and females move between hosts for mate search (Jossart et al. 2014). However, what initiates host-switching and its frequency is unknown. The

“pure search” mating system supposes that the main cause for host-switching is mate search, all other parameters being equal. Nevertheless, since the hosts of *D. primitivus* are much larger than the symbionts, and since a single individual host may harbor several crabs (De Bruyn et al. 2009), confinement on host could also initiate crab departures.

The aim of this study is to investigate the frequency and the causes of host desertion in *D. primitivus*, and to test the hypothesis that mate-search promotes this behavior. Using a mark-recapture experiment, the mobility of adults was first studied in field conditions. In a second step, we experimentally tested if the absence of a potential mate on the host promotes host-switching. Finally, following the observations that numerous crabs desert their host without colonizing a new one, a census was realized in the field to attempt quantifying the presence of free-living crabs in sediments. The sediments located between the echinoids and located beneath them were surveyed.

MATERIALS AND METHODS

Field and laboratory experiments were performed in March and April 2009, and in April 2015 in Discovery Bay lagoon, on the North coast of Jamaica (see De Bruyn et al. 2009).

Host desertion and host-switching in field conditions

Echinoid hosts (*Meoma ventricosa*) harboring at least two adult crabs were collected (scuba diving) in the western part of the lagoon at depths ranging from 1.5 to 10 meters. Each host, with its symbionts, was carefully placed into an individual plastic bag that was closed under water by a rubber band. In the laboratory, echinoids were measured to the nearest millimeter

with a caliper rule. The crab infra-population structure was recorded and adult crabs were kept for the experiments.

To be recognized during experiments both the hosts and their symbionts were marked. The echinoids were individually tagged using a rubber band bearing a nylon thread ending with a labeled and colored float. The rubber band was placed around each individual host (see De Bruyn et al. 2009). The crab tagging consisted of a small colored plastic mark (c.a. 1 mm diameter) fixed with Super Glue Original Loctite® on the cephalothorax. All crabs coming from the same host were marked with the same color, each color being different between hosts, and a black dot on the plastic mark distinguished the female crabs. The experiment took part in the eastern part of the lagoon. At a depth of 6 meters, a sandy area of 20 x 20 meters was cleared out of all echinoids. The chosen area was completely surrounded by seagrass beds that act as a barrier avoiding the arrival of non-experimental echinoids. Sixteen tagged echinoids with their original load of symbiotic crabs were placed in the experimental area. Sea urchins of similar sizes were placed by pairs in the area, at 30 cm from each other, the eight pairs being regularly distributed in the area, distant from the others from *ca.* 6 meters. The load of adult crabs of each sea urchin was recorded after 48h, along with the distance between individuals for each sea urchin pair. The choice of 48 hours is based on a preliminary field observation, showing that crab movement were low before this lag-time (presumably because of the disturbance of the animals). The maximum distance between individuals of a given pair was found to be 200 cm after 48h, and none of the pairs were found in contact with another pair. All echinoids and their hosted crabs were removed from the experimental zone. This procedure was repeated five times (therefore using $16 \times 5 = 80$ echinoids), creating five “series” each of 48h. A new series of hosts and their original crabs were set at the same place than the ones of the preceding series. These

series were therefore independent in terms of individuals, but all made at the same place.

Using logistic regressions, we analyzed (i) the effects of the initial number of crabs (two or three individuals) and of the arrival of new crabs on the probability that at least one crab leaved the host, (ii) the effects of the initial number of crabs on the amount of crabs leaving the host, (iii) the effect of the initial sex-ratio of the crab infra-population on the probability for each sex to leave the host, (iv) the effect of crab departure rate on the rate of crab colonization or host shift. These analyses were made taking into account the animals of the five series.

Host desertion motivated by mate search: an experimental test

The laboratory experiments were made in 60 x 30 x 30 cm aquaria filled with oxygenated seawater. Each aquarium was divided in two equal compartments by a perforated translucent partition allowing both water circulation and crab movements between compartments, but not the passage of sea urchins (experimental device described in De Bruyn et al. 2009). A 2 cm thick layer of sand originating from the sampling site in the lagoon was poured over the bottom of the aquaria. Prior to each run, the water was oxygenated during 10 minutes by providing running seawater and oxygen supply. During the runs, the air pump and the flow of water were stopped, to avoid disturbance or unidirectional water flow. Two *M. ventricosa* were then acclimated for 5 minutes at the beginning of each run (one in each compartment), individuals of the same pair being of similar size. Four individually-tagged (see above) adult crabs were then placed on one of the echinoids. A burden of 4 crabs was chosen because it maximizes the probability of crab leaving their host (the field study revealed that crabs leave more frequently their host when the burden exceeded two individuals). Three types of infra-population structure

were tested: four males (4M, 14 replicates), four females (4F, 15 replicates) and two males/two females (2M2F, 13 replicates). Different crabs and host individuals were used in each replicate. The position of crabs in the aquarium was recorded 24 hours later. This time-lag was chosen to avoid a too long period without oxygenation and because crab desertion was observable after 24h in the lab experimental device. The crabs could either stay on the original echinoid (echinoid A), go on the other echinoid (echinoid B) or remain burrowed in the sand between the two hosts. The average crab numbers found on the echinoid A, B and in the sand were compared between the three series.

Since data did not satisfy homoscedasticity conditions, even after transformation attempts, non-parametric tests (Kruskal-Wallis or Wilcoxon) were used to analyze differences between groups.

Are there free-living crabs in the sediments?

Since several crabs were missing at the end of the above field experiment and since several crabs were found in the sand during the experiments performed in aquaria (see results for both), we decided to check the occurrence of free crabs in the surrounding sediment. This search was done during two surveys performed in the same site (East of Discovery Bay). We started (survey #1, April 2009) by investigating sediment located between echinoid individuals because we suspected crabs to travel there while switching from one host to another one. Because we found no crabs in these samples (see results), we pursued (survey #2, April 2015) by investigating sediment immediately located underneath each individual echinoid. For both surveys, searches for free crabs were performed using an air pipe submarine sampler of 100

mm of diameter (see a video on [youtube.com/watch?v=0aqdIP92h0I](https://www.youtube.com/watch?v=0aqdIP92h0I)). Three filters of decreasing mesh size were fixed at the end of the tube, allowing collection of items of different size. The one-centimeter mesh collected large coral fragments and coarse sediments, the five millimeters mesh should collect the adult crabs and the one-millimeter mesh the juvenile crabs. In survey #1, to allow a direct comparison of these samples with the occurrence of crabs on echinoids, 75 replicates of sediments, each corresponding roughly to the volume occupied by an echinoid, were sampled in the eastern part of the lagoon. The sediments were taken over 10 cm depth using a ballasted quadrat of 50 x 25 cm. The samples were taken in the sand located between the *M. ventricosa* individuals (never closer than *ca.* 1 meter from sea-urchins, 30 replicates), but also in the seagrass beds (*Thalassia testudinum*) and its border, which can be used as nursery by many species of the lagoon (Gayle & Woodley 1998) (45 samples). In survey #2, sediments located underneath each echinoid (30 replicates) were sampled over 10 cm depth within a 30 x 21 cm ballasted quadrat. The quadrat was positioned on the sea bottom to encompass one echinoid individual. Firstly, the symbiotic crabs found on the urchin (intra-population) were collected and sampled in hermetic plastic vials. Then, the sediment potentially containing other *D. primitivus* under the echinoid was pumped and sampled in hermetic plastic bags. Once in the laboratory, crabs found in the sediment and on the sea urchin were numbered and their sex was recorded.

Because one predictor was strongly associated with one of the possible outcomes (see results: no crabs were found in sediments in survey #1), the proportion of crabs found in these samples was compared using a logistic regression using Firth's bias-adjusted estimates (Firth 1993). For this, each sand replicate sample was considered as an "individual" where the crabs can live, therefore allowing the comparison with the prevalence on echinoid individuals. Statistical tests

were made using the programs JMP 10.0 (SAS Institute).

RESULTS

Host desertion and host-switching in field conditions

The echinoids harboring 1 male and 1 female were predominant in our sample (76%, $n = 80$). The other compositions were: 2M + 1F (13%), 1M + 2F (5%), 2M (4%), 3M (1%) or 1M + 3F (1%). Echinoids with monosexual combinations of crabs and the only one hosting 4 crabs were too rare to be considered (6% in total), and were thus discarded from experiments. Since potential mates were always originally present on these hosts, this experiment will not *sensu stricto* test the mate search as a motivation to desert the host.

Seventy-two hosts were therefore used in the five experimental series, harboring originally 80 male and 77 female crabs. During the experiment, 68 crabs (43.3 %) leaved their hosts. The proportion of leaving animals was slightly significantly higher in females (40/77) than in males (40/80) (Fisher exact test, $p = 0.037$, Figure 1). Nine of these leaving crabs (13.2%) were recaptured on another experimental echinoid (corresponding to host shift). Four host shifts were made between echinoids of the same pair, while five were temporal shifts, the marked crab being recaptured on a host of the next experimental series (Figure 1). While reliable statistical test cannot be made with such a small dataset, it is worth noting that 7/9 of these host shifts were concomitant to desertion of crabs of the same sex on the host, resulting in a substitution of a male/female crab by another individual of the same sex. The remaining departing crabs were not recaptured. Finally, we found five unmarked adult crabs (therefore not present initially on any hosts under test) colonizing the experimental hosts (Figure 1). No foreign echinoid was

found on the experimental zone during the nine days of experiment.

We tested if the number of crabs initially present on *M. ventricosa* (2 vs 3 crabs) and if the occurrence of new incoming crabs (i.e. crabs initially absent for the host but present on it after 48h) influenced the probability of host desertion by at least one crab, using a two-factor logistic regression. The host were less often deserted by at least one crab when two crabs were initially present (compared to the occurrence of three crabs) (logistic regression: Likelihood-Ratio $\chi^2 = 8.03$, $p = 0.005$, Figure 2), while there was no significant effect of a new incoming crab on the probability for a host to be deserted (L-R $\chi^2 = 2.20$, $p = 0.14$; Global model: L-R $\chi^2 = 10.59$, $p = 0.005$, $n = 72$). Among the host where at least one crab deserted, there was no effect of the initial number of crabs on how many crabs leave the host (one or more than one) (L-R $\chi^2 = 0.69$, $p = 0.41$, $n = 54$). Finally, there was no significant difference between crab sex in the probability of deserting according to the composition of the initial crab infection (L-R $\chi^2 = 2.01$; 2 d.f.; $p = 0.37$, Figure 3).

Host desertion motivated by mate search: an experimental test

The sex-ratio of crab infra-population influences significantly the number of crabs leaving the host (Kruskal-Wallis test: $p = 0.002$, Figure 4a). The proportion of crabs leaving the echinoid A was low when the infra-population harbored the two genders compared to one gender only (males or females). The number of crabs leaving the host did not significantly differ between the two mono-gender infra-populations (Figure 4a). The rate of transfer between the echinoids A and B was weak and identical between the three series of experiment (Kruskal-Wallis test: $p = 0.50$, Figure 4b). The crab proportion found in the sand was significantly different between the series (Kruskal-Wallis test: $p = 0.001$, Figure 4c), and the pattern of distribution reflected

the number of crabs leaving the hosts: very few crabs were found in the sand in series where the two sexes were present, while more crabs were found in the sediment for mono-gender series (Figure 4c). Crabs in the sand were always found close to the hosts.

Are there free-living crabs in the sediments?

In our search for crabs occurring in sediment far from echinoid hosts (survey #1), a total of 0.94 m³ of sediment in 75 samples was collected, filtered and checked. No *D. primitivus* was found in these samples.

This zero prevalence of crabs in 75 replicates can be compared to the different prevalence observed on *M. ventricosa* hosts, either directly from the host or in the sand beneath the host during our survey #2. While 73.3% of the 30 *M. ventricosa* were infected with at least one crab, crabs were found in the sand beneath 26.7% of these hosts (Figure 5). A logistic regression using Firth's bias-adjusted estimates showed the three prevalence were significantly different ($\chi^2 = 83.41$, 2 d.f., $p < 0.0001$), and a contrast analysis revealed significantly more crabs in the sand beneath the host than far from the host, and a higher prevalence on the host than beneath the host (Figure 5, $\chi^2 = 22.85$ and $\chi^2 = 15.40$, 1 d.f., respectively).

Among the 26 *M. ventricosa* where at least one crab was found either on or beneath the host, the presence of crabs in the sediment was analyzed with two explanatory factors: the total number of crabs found associated to the host and the presence of a couple on the host, using a two-way logistic regression. Crabs were more often found in the sediment when a couple was absent on the host (Figure 6b, $\chi^2 = 9.90$, 1 d.f., $p = 0.002$), while the number of crabs on the host influences the presence of crabs in the sediment only marginally (Figure 6a, $\chi^2 = 5.80$, 2 d.f., $p = 0.054$). A contrast analysis nevertheless indicates that the prevalence of crabs in the

sediment was higher when more than two crabs were associated to sea-urchins than when there was one or two crabs (these two later categories being grouped; $\chi^2 = 4.04$, 1 d.f., $p = 0.04$). The symbiotic crabs are therefore more prone to leave their host (while remaining at its close vicinity in the sand) when no couple was found on the host, or when there are more than two crabs associated to the host.

DISCUSSION

The field experiment revealed that the infra-populations of the ectoparasite *Dissodactylus primitivus* living on their host *Meoma ventricosa* are highly dynamics, with more than 40% crabs deserting their host within 48 hours. However, because we manipulated both hosts and crabs, this value could be overestimated compared to unperturbed situation. This result is nevertheless compatible with previous direct and indirect (genetic) data suggesting high rate of movements for these crabs (De Bruyn et al. 2009, Jossart et al. 2014). Both genders depart their host at high rate. Host desertion by at least one crab was more frequent when three crabs initially occur on the echinoid. In this experiment, motivation to quit the host was independent from mate searching since the crab infra-populations always included at least one male and one female. Heterosexual couples therefore appear more stably installed on the host than triads including an additional partner. *Meoma ventricosa* individuals display an aggregative behavior: herd structures are observed in natural conditions, and these groups are stable over time and could move as a unit (Chesher 1969). By placing hosts in pairs in our experiment, we mimic such an aggregative behavior. Therefore, as suggested for another symbiont/host couple (*Dissodactylus mellitae* living on *Mellita quinquiesperforata*), host

aggregation could offer many opportunities of host shifts, allowing the ectosymbionts to find new mates (Bell 1984). Surprisingly, only a few host shifts were observed in our experiment (i.e. a crab leaving a host and joining a second one). Only four out of the nine observed host shifts were observed between neighbor hosts within the same time series, and five shifts occurred between temporarily neighbor hosts (i.e. hosts at the same place but belonging to two successive time series). It means that these five crabs spent one or two days in the sediment before reaching a new host. All the other crabs were not found on any sea urchin and were probably burrowed in the sediment, or have been predated (see further discussion below).

We tested the effect of sex ratio on crab departures in our laboratory experiments. Because the number of adult crabs we placed on sea urchins was above the average values observed in the wild (De Bruyn et al. 2009, and present field studies), numerous desertions were expected to occur. Instead, only few crabs were quitting their host when an equilibrated sex ratio (2 males : 2 females) was respected. In case of pure competition for space combined with intra-sexual competition, such a combination would have led to the desertion of one or more crabs. Crab desertions were more numerous in mono-gender combinations, a phenomenon slightly (albeit non-significantly) more intense in males than in females. We can therefore propose that mate search could be a strong motivation for crabs to leave its host. However, in aquaria experiments, only a few crabs left their first host to set on the other accessible host, and most individuals were consequently staying in the sediment. This result is consistent with our field experiments where a number of unmarked crabs did colonize the experimental hosts and some marked crabs colonized new hosts in successive series. These two congruent observations suggest that crabs may remain outside their hosts in the surrounding sediment. When in the sediment, the crabs only occur just beneath their host, as shown by the

316 two surveys of sediment samplings.

317 This partial exploitation of sediments shades a new light on one puzzling trait of *D.*
318 *primitivus*: its coloration. The carapace of these crabs is whitish, while *M. ventricosa* have a
319 dark brown tegument, making the crabs conspicuous when not hidden among the spines or
320 beneath the host body. In contrast, crab color makes them homochromatic on coral sediments.
321 Crypsis, more precisely background matching, is a well-known anti-predatory strategy in
322 numerous species (Stevens and Merilaita 2009). The selective pressure of predation away from
323 the host should be strong enough to have selected and maintained such a background matching.
324 Therefore, perhaps predation could explain the rarity of crabs outside the immediate vicinity of
325 the hosts, but this was not tested in the present work. *D. primitivus* is thought to have derived
326 from a free-living ancestor that lived under rocks or in sediments, and that have secondarily
327 exploited burrowing sea urchins (Griffith 1987). The white color, anti-predatory when in coral
328 sediment, could be inherited from the free-living ancestor and kept in *D. primitivus* as its
329 dependence to its host is not total. Pohle (1984) suggested *D. primitivus* is a facultative parasite:
330 conversely to others species of the *Dissodactylus* complex, *D. primitivus* can be readily reared
331 beyond the first crab instar without exposure to *M. ventricosa* (Pohle & Telford 1983, Pohle
332 1984). However, an array of observations supports that *D. primitivus* stays dependent of its
333 host: (1) free crabs only occur in the sediment beneath their host, (2) crabs are significantly
334 attracted by *M. ventricosa* (De Bruyn et al. 2011), (3) most of its diet comes from the echinoid
335 (Telford 1982, De Bruyn et al. 2009), (4) *M. ventricosa* is a mating place for the parasitic crabs
336 (Jossart et al. 2014).

337 In conclusion, *D. primitivus* individuals are not strictly dependent of a given individual
338 host during their lifetime. Adult crabs regularly leave their hosts, experiencing host shifts, but

also often exploiting the host's immediate surroundings (underlying sediments). As shown in this study, such a behavior is motivated mainly by intra-sex competition, and also presumably reduces the resource competition on the host by increasing the space exploited (Bell 1984, Baeza et al. 2002, Baeza & Thiel 2003, Baeza & Thiel 2007). We propose that this behavior, associated with the aggregative behavior of host's herd (Chester 1969), allows optimal host shifting and mate search with a limited exposition to predation.

Acknowledgements

We are grateful to the staff of the Discovery Bay Marine Laboratory for providing accommodations and laboratory facilities, and to the National Environment & Planning Agency of Jamaica (NEPA) for research permit. The work was supported by a PhD grant (FRIA-FNRS) to CDB, by two travel grants (Fonds de la Recherche Scientifique -FNRS) to CDR and CDB and by two travel grants (Académie Royale de Belgique - Fonds Agathon De Potter) to QJ and GC. Research is supported by a FNRS – FRFC research grant (Symbioses -T.0056.13) and by the Conseil Régional de Bourgogne. It is a contribution of the Centre Interuniversitaire de Biologie Marine (CIBIM) and of the laboratory Biogéosciences (Centre National de la Recherche Scientifique, CNRS).

356

REFERENCES

- 357 Baeza JA, Thiel M (2007) The mating system of symbiotic crustaceans: a conceptual model
358 based on optimality and ecological constraints. In: Duffy JE, Thiel M (eds) Evolutionary
359 ecology of social and sexual systems. Crustaceans as model organisms. Oxford
360 University Press, Oxford
- 361 Bell JL (1984) Changing residence: dynamics of the symbiotic relationship between
362 *Dissodactylus mellitae* Rathbun (Pinnotheridae) and *Mellita quinquiesperforata* (Leske)
363 (Echinodermata). J Exp Mar Biol Ecol 82: 101-115
- 364 Bell JL (1988) Distribution and abundance of *Dissodactylus mellitae* Rathbun (Pinnotheridae)
365 on *Mellita quinquiesperforata* (Leske) (Echinodermata). J Exp Mar Biol Ecol 117: 93-
366 114
- 367 Bell JL, Stancyk SE (1983) Population dynamics and reproduction of *Dissodactylus mellitae*
368 (Brachyura: Pinnotheridae) on its sand dollar host *Mellita quinquiesperforata*
369 (Echinodermata). Mar Ecol Prog Ser 13:141–149
- 370 Bolaños JA, Cuesta JA, Hernández G, Hernández J, Felder DL (2004) Abbreviated
371 development of *Tunicotheres moseri* (Rathbun, 1918) (Decapoda: Pinnotheridae), a
372 rare case of parental care among brachyuran crabs. Sci Mar 68 (3): 373-384
373
- 374 Chesher RH (1969) Contributions to the biology of *Meoma ventricosa* (Echinoidea:
375 Spatangoida). Bull Mar Sci 19:72–110
- 376 Combes C (2001) The ecology and evolution of intimate interactions, The University of Chicago

- 377 Press, Chicago and London
- 378 De Bruyn C, Rigaud T, David B, De Ridder C (2009) Nature and consequences of the symbiotic
379 relationship between the crab *Dissodactylus primitivus* and its echinoid host *Meoma*
380 *ventricosa*. Mar Ecol Progr Ser 375: 173-183
- 381 De Bruyn C, David B, De Ridder C, Rigaud T (2010) Asymmetric exploitation of two
382 echinoid hosts by the parasitic pea crab *Dissodactylus primitivus*: an incipient two-
383 host life cycle? Mar Ecol Prog Ser 398: 183-191
- 384 De Bruyn C, De Ridder C, Rigaud T, David B (2011) Chemical host detection and differential
385 attraction in a parasitic pea crab infecting two echinoids. J Exp Mar Biol Ecol 397: 173–178.
- 386 Duffy JE, Hay ME (1994) Herbivore resistance to seaweed chemical defense: the roles of
387 mobility and predation risk. Ecology 75(5): 1304-1319.
- 388 Firth D (1993) Bias reduction of maximum likelihood estimates, Biometrika 80:27-38.
- 389 Gayle PMH, Woodley JD (1998) Discovery Bay, Jamaica. B. Kjerfve, editor. CARICOMP –
390 Caribbean coral reef, seagrass and mangrove sites. Coastal region and small island papers 3,
391 UNESCO, Paris
- 392 George SB, Boone S (2003) The ectosymbiont crab *Dissodactylus mellitae*–sand dollar
393 *Mellita isometra* relationship. J Exp Mar Biol Ecol 294:235–255
- 394 Griffith H (1987) Phylogenetic relationships and evolution in the genus *Dissodactylus* Smith,
395 1870 (Crustacea: Brachyura: Pinnotheridae). Can J Zool 65:2292–2310
- 396 Grove MW, Woodin SA (1996) Conspecific recognition and host choice in a pea crab, *Pinnixa*
397 *chaetoptera* (Brachyura: Pinnotheridae). Biol Bull 190: 359-366

- 398 Hammond LS (1982) Patterns of feeding and activity in deposit-feeding holothurians and
399 echinoids (Echinodermata) from shallow back-reef lagoon, Discovery Bay, Jamaica.
400 Bull Mar Sci 32(2) : 549-571
- 401 Hendler G, Miller JE, Pawson DL, Kier PM (1995) Sea stars, sea urchins, and allies:
402 echinoderms of Florida and the Caribbean. Smithsonian Institution Press, Washington
403 DC.
- 404 Hernández JE, Bolaños JA, Palazón JL, Hernández G, Lira C, Baeza JA (2012) The enigmatic
405 life history of the symbiotic crab *Tunicotheres moseri* (Crustacea, Brachyura,
406 Pinnotheridae): Implications for its mating system and population structure. Biol Bull
407 223(3): 278-290.
- 408 Hsueh PW, Huang JF (1998) *Polyonyx bella*, new species (Decapoda: Anomura:
409 Porcellanidae), from Taiwan, with notes on its reproduction and swimming behavior. J
410 Crustac Biol 18:332–336
- 411 Huard A, Demeusy N (1968) Contribution à l'étude de la biologie de *Pinnotheres pisum*
412 (Pennant). Arch Zool Exp Gen 109: 403-444
- 413 Johnson IS (1952) The demonstration of a 'host-factor' in commensal crabs. Trans Kans Acad
414 Sci 55: 458-464
- 415 Jossart Q, Wattier RA, Kastally C, Aron S, David B, De Ridder C, Rigaud T (2014) Genetic
416 Evidence Confirms Polygamous Mating System in a Crustacean Parasite with Multiple
417 Hosts. PLoS ONE 9(3): e90680.

418 Palacios-Theil EP, Cuesta JS, Campos E, Felder DL (2009) Molecular Genetic Re-
19

419 Examination of Subfamilies and Polyphyly in the Family Pinnotheridae (Crustacea:
 420 Decapoda). In: Martin JW, Crandall KA, Felder DL Decapod (eds) Crustacean
 421 Phylogenetics. CRC press, Boca Raton

422 Pearce JB (1962) Adaptation in symbiotic crabs of the family Pinnotheridae. Biologist 45: 11-
 423 15

424 Pfaller JB, Alfaro-Shigueto J, Giffoni B, Ishihara T, Mangel JC, Peckham SH, Bjorndal KA,
 425 Baeza, J. A (2014) Social monogamy in the crab *Planes major*, a facultative symbiont
 426 of loggerhead sea turtles. J Exp Mar Biol Ecol 461: 124-132

427 Pohle G (1984) Larval development of *Dissodactylus rugatus*, Bouvier 1917 (= *D. calmani*
 428 Rathbun, 1918) reared under laboratory conditions. J Crustacean Biol 4(4): 572-588

429 Pohle G, Telford M (1982) Post-larval growth of *Dissodactylus primitivus* Bouvier, 1917
 430 (Brachyura: Pinnotheridae) under laboratory conditions. Biol Bull 163 : 211-224

431 Pohle G, Telford M (1983) The larval development of *Dissodactylus primitivus* Bouvier, 1917
 432 reared in the laboratory. B Mar Sci 33(2): 257-273

433 Post RJ, Millet AL (1991) Sample-size in parasitological and vector surveys. Parasitol Today
 434 7(6): 141-141

435 Poulin R (2007) Evolutionary ecology of parasites. Princeton University Press, Princeton

436 Price PW (1980) Evolutionary Biology of Parasites. Princeton University Press, Princeton

437 Reeves MN, Brooks WR (2001) Host selection, chemical detection, and protection of the
 438 symbiotic Pinnotherid crabs *Dissodactylus crinitichelis* and *Clypeasterophilus rugatus*

439 associated with echinoderms. *Symbiosis* 30: 239-256

440 Schmitt WL, McCain JC , Davidson ES (1973) *Crustaceorum catalogus. Decapoda I. Brachyura*

441 I. Fam. Pinnotheridae. *Crustaceorum Catalogus. Decapoda I. Brachyura I. Fam.*

442 Pinnotheridae. W. Junk B.V., Den Haag.

443 Stachowicz JJ, Hay M (1999) Reduced mobility is associated with compensatory feeding and

444 increased diet breadth of marine crabs. *Mar Ecol Prog Ser* 188: 169-178

445 Stevens PM (1990) A genetic analysis of the pea crabs (Decapoda: Pinnotheridae) of New

446 Zealand. I. Patterns of spatial and host-associated genetic structuring in *Pinnotheres*

447 *novaezelandiae* Filhol. *Mar Biol* 108: 403-410

448 Stevens M , Merilaita S. (2009) Animal camouflage: current issues and new perspectives. *Phil*

449 *Trans R Soc B* 364, 423-427

450 Takeda S, Tamura S, Washio M (1997) Relationship between the pea crab *Pinnixa tumida* and

451 its endobenthic holothurian host *Paracaudina chilensis*. *Mar Ecol Prog Ser* 149: 143-

452 154

453 Telford M (1978) Post-larval growth in two species of *Dissodactylus* (Brachyura:

454 Pinnotheridae). *Bull Mar Sci* 28: 645–650

455 Telford M (1982) Echinoderm spine structure, feeding and host relationship of four species of

456 *Dissodactylus* (Brachyura: Pinnotheridae). *Bull Mar Sci* 32: 584-594

457 Thiel M, Baeza JA (2001) Factors affecting the social behaviour of symbiotic Crustacea: a

458 modelling approach. *Symbiosis* 30:163–190

459 21

461 Figure 1. Raw description and results of the field experiment. D1 to D9 are the five temporal
 462 series, from day one to day nine. Each black and white oval are pairs of echinoid hosts. The
 463 numbers are male and female parasite crabs harbored by the host (e.g. 2:1 means two males and
 464 one female). Arrows are the crab movement (blue for male crabs, pink for female crabs). The
 465 number of outgoing arrows represents the number of crabs that left the host after 48h (not found
 466 on the host). The number of incoming arrows represents the number of crabs (not initially
 467 present on the host) that colonized the host after 48h. Outgoing arrows not terminating on a
 468 host are marked crabs that leaved the host but were not recaptured. Ingoing curved arrows not
 469 initiating from a host are unmarked crabs colonizing a host. Between temporal series, the hosts
 470 and the crabs were different, and all were individually marked; distance between hosts of a
 471 given pair was 30 cm, distance between pairs was 6 m. Between temporal series, the eight pairs
 472 of hosts were placed at the same location, explaining why crabs can move between hosts
 473 belonging to two different temporal series (long arrows between temporal series).

474 Figure 2. Proportions of host loosing at least one crabs according to the initial number of crabs
 475 (logistic regression) (field experiment). The group « >2 » includes the combinations 1M+2F
 476 and 2M+1F and the group « 2 » 1M+1F. The numbers in the bars are sample sizes (number of
 477 hosts).

478 Figure 3. Proportion of males (M) and females (F) among the leaving crabs, according to the
 479 initial sexual repartition in the infecting infra-population (field experiment). The numbers in
 480 the bars are crab sample sizes.

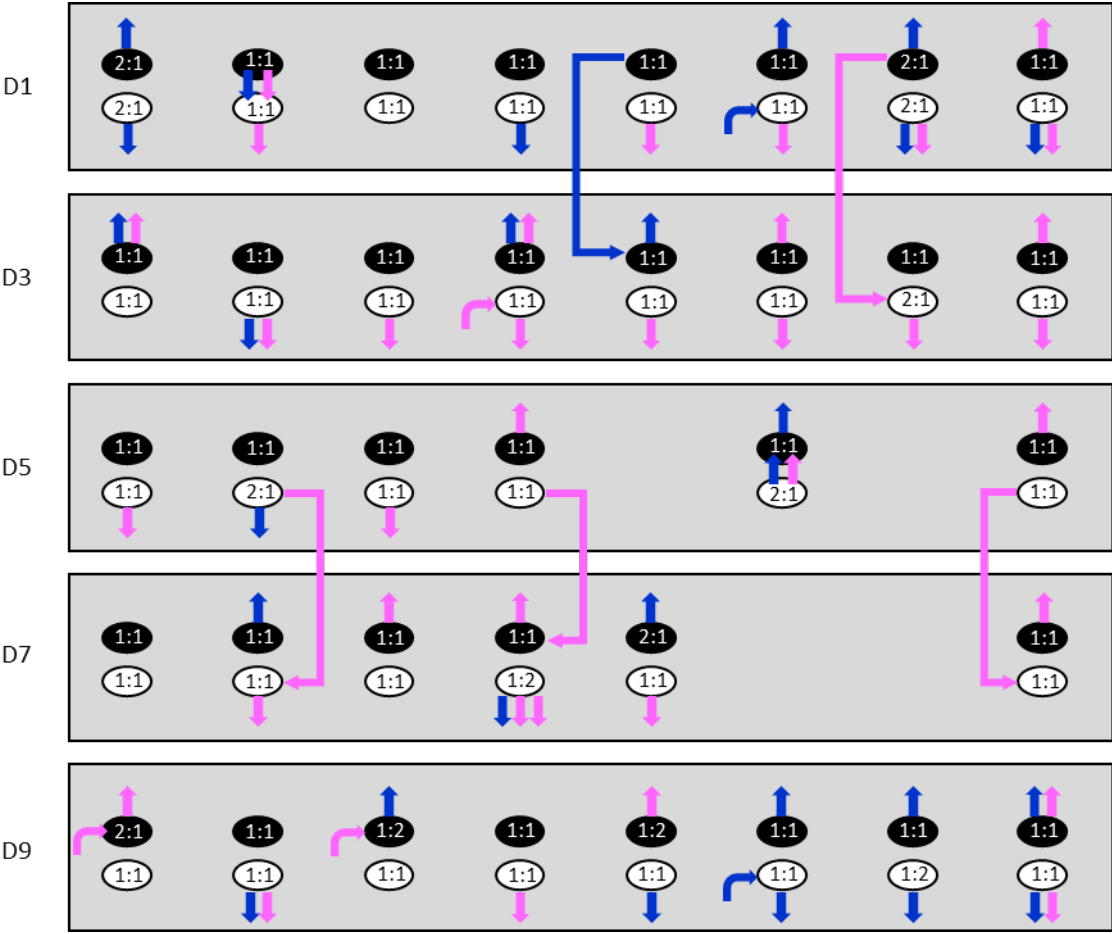
481 Figure 4. Number of crabs found (a) on the original host (host A), (b) on the initially “empty”

482 host (host B) and in the sand (c), 24 h after the beginning of the experiments (aquaria). The
483 sexual compositions at the beginning of the experiments were two females and two males (2F
484 2M), four females (4F), four males (4M). Thick lines are the medians, boxes and bars are the
485 interquartile and interdecile ranges, respectively. The number of replicates is given within
486 brackets. Levels of significance for two-by-two comparisons are given after Wilcoxon test (NS
487 $p \geq 0.05$; * $p < 0.05$; ** $p < 0.01$; *** $p < 0.001$).

488 Figure 5. Proportion of samples where one crab at least was found in the sand between the
489 hosts, in the sand underneath the hosts or on the host itself. Numbers in the bars are sample
490 size.

491 Figure 6. Proportion of hosts where crabs were present in the sand underneath a host, according
492 to the total number of crabs occurring on the host (a) and to the presence of a couple on the host
493 (b). Numbers in the bars are sample size.

494
495



496
497

Figure 1

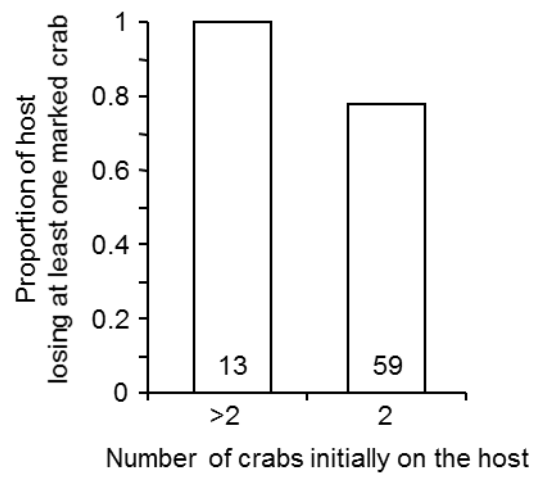


Figure 2

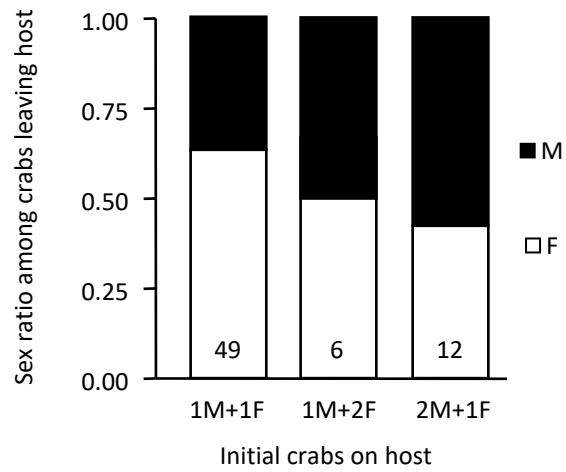


Figure 3

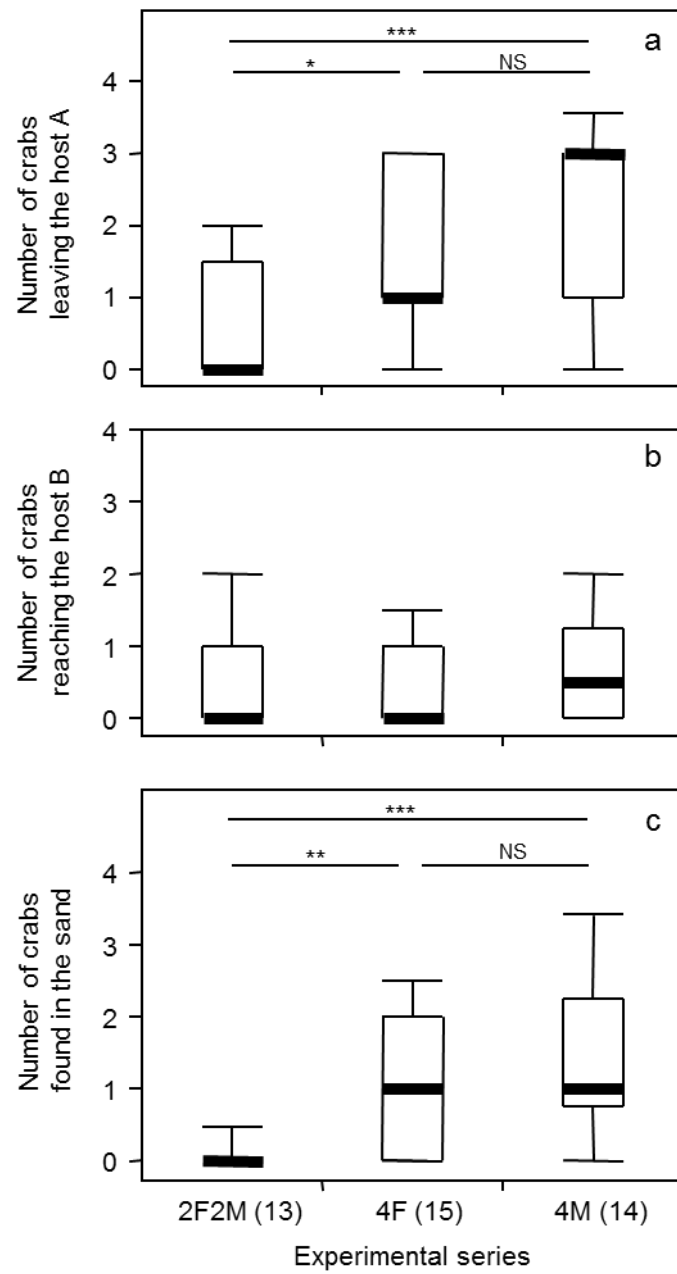


Figure 4

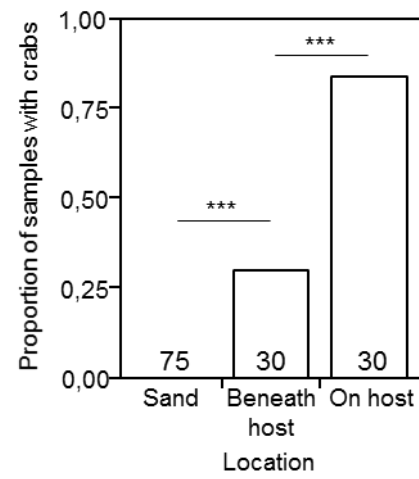


Figure 5

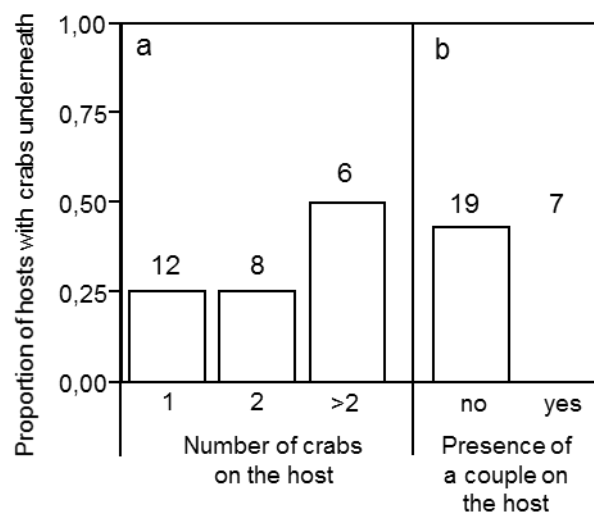


Figure 6